2017

ANNUAL STATISTICAL REPORT
ON UNITED NATIONS PROCUREMENT

UNOPS

2017 Annual Statistical Report on United Nations Procurement

Copyright © 2018

by the United Nations Office for Project Services

Marmorvej 51, 2100 Copenhagen, Denmark

All rights reserved. No part of this publication may be reproduced, stored in a retrieval system or transmitted, in any form or by any means, electronic, photocopying, recording or otherwise, without prior permission of UNOPS.

Photo credit: © UNOPS/John Rae, Turkana, Kenya, 2017

Kenya has one of the highest maternal mortality rates in the world. To help address this challenge, UNOPS is supporting UNICEF to strengthen healthcare services across five counties. In Turkana County, Imelda Malingu Osodo, the only woman on site, oversees the construction of facilities.

In 2017, UN organizations procured $503 million of goods and services from suppliers in Kenya.

CONTENTS

07 INTRODUCTION

07 Methodology

12 01. EXECUTIVE SUMMARY

14 Major countries of supply to the UN system in 2017

15 Procurement volume by region of supplier in 2017

17 Procurement from developing countries, countries with economies in transition and least developed countries

18 Procurement by organizations of the UN system

21 Procurement by category of goods and services

24 Sustainable procurement in the UN system

26 02. PROCUREMENT FROM DEVELOPING COUNTRIES, COUNTRIES WITH ECONOMIES IN TRANSITION AND LEAST DEVELOPED COUNTRIES

29 Procurement from developing countries, countries with economies in transition and least developed countries by category

32 Procurement from least developed countries

36 03. PROCUREMENT BY SECTORS AND CATEGORIES OF GOODS AND SERVICES

39 Consultancy, Administration and Operations

41 Health

43 Transport

45 Food and Farming

48 Construction and Engineering

50 Other sectors

52 04. SUSTAINABLE PROCUREMENT IN THE UNITED NATIONS SYSTEM

54 Policy and strategy

56 Sustainable procurement integration in the procurement process

59 Internal capacity development

60 Supplier engagement

61 Sustainable procurement outlook for 2018

62 UN procurement from companies participating in the United Nations Global Compact

65 05. COLLABORATIVE PROCUREMENT WITHIN THE UNITED NATIONS SYSTEM
66 Total collaborative procurement
66 UN organizations conducting collaborative procurement
67 UN organizations procuring from other UN organizations
68 UN organizations supplying other UN organizations
70 UN procurement from other UN organizations by category
70 Collaborative procurement by category (excluding UN procurement from other UN organizations)
71 Opportunities for collaboration

73 06. PROCUREMENT PROFILES OF THE TOP 20 DEVELOPING COUNTRIES, COUNTRIES WITH ECONOMIES IN TRANSITION AND LEAST DEVELOPED COUNTRIES

94 07. PROCUREMENT PROFILES OF DAC MEMBER COUNTRIES

124 08. PROCUREMENT PROFILES OF 40 UNITED NATIONS ORGANIZATIONS

165 09. TOTAL PROCUREMENT OF GOODS AND SERVICES
166 Procurement of goods and services (by supplier country or country of contractor)
170 Total procurement by UN organization

171 10. PROCUREMENT OF GOODS
172 Procurement of goods by UN organization and country of supplier
199 Procurement of goods by country of supplier and UN organization

220 11. PROCUREMENT OF SERVICES
221 Procurement of services by UN organization and country of supplier
248 Procurement of services by country of supplier and UN organization

269 12. PROCUREMENT VOLUME BY PROCUREMENT CATEGORY AND UNITED NATIONS ORGANIZATION

354 13. MAJOR PURCHASE ORDERS AND CONTRACTS BY UNITED NATIONS ORGANIZATION

741 ANNEXES
742 Annex I – Abbreviations
745 Annex II – Distribution of countries and territories
752 Annex III – Sectors and category names
756 Annex IV – Participating organizations, 2017

INTRODUCTION

INTRODUCTION

The Annual Statistical Report on United Nations Procurement (ASR) provides an overview of the procurement of the United Nations (UN) system in support of its operations, projects and programmes.

Reporting on UN procurement activities was first presented to the 39th session of the General Assembly in 1984, prepared by the Inter–Agency Procurement Services Office (IAPSO) of the United Nations Development Programme (UNDP)[1]. Later that year, the General Assembly requested continued reporting on procurement activities undertaken by UN organizations.[2]

This reporting has evolved from a section in a report on Operational Activities of the UN System, to the detailed, stand–alone ASR of today, together with the on–line publication of summary statistics on the United Nations Global Marketplace (UNGM) website.[3] This 2017 report is the 34th edition of the publication.

In the 2017 edition, the ASR includes information on categories of goods and services procured by the UN system, the countries from which these goods and services were procured and analysis of collaboration within the UN. For the tenth consecutive year, the ASR reports on organizations' efforts to integrate sustainability considerations into their procurement processes, in the context of the UN's continued focus on sustainable development.

The United Nations Office for Project Services (UNOPS) has compiled and published the report since 2008 on behalf of organizations of the UN system. UNOPS is grateful to participating UN organizations for their continuous support and contributions that make this publication possible. UNOPS continually strives to improve and refine the report to better meet the expectations and objectives of the UN Member States, donors, UN organizations and the business community.

Methodology

Participants

For 2017, 40 UN organizations participated in the ASR, compared to 39 in 2016, with the International Monetary Fund (IMF) welcomed as the additional organization to report procurement data for 2017. Where this report refers to procurement by the UN or by UN organizations, it refers to the procurement activities of these 40 organizations, as listed in Annex IV – Participating organizations, 2017.

Procurement data

UNOPS requested statistical data on the procurement of goods and services for operational activities from UN organizations in the form of data on purchase orders raised in 2017.

Procurement is defined as the acquisition through purchase or lease of real property, goods or other products (including intellectual property), works or services.[4]

---

1 A/39/417.

2 A/RES/39/220.

3 ASR data is published online at: https://www.ungm.org/public/asr.

4 As defined by the UN Procurement Practitioner's Handbook, available from https://www.ungm.org/Areas/Public/pph/.

- Goods include objects of every kind and descriptions, including raw materials, products and equipment and objects in solid, liquid or gaseous form, and electricity, as well as services incidental to the supply of the goods if the value of those incidental services does not exceed that of the goods themselves.
- Services include work, duty or labour performed by a contractor pursuant to a contract. Rendering of services may involve the associated provision of utilities or facilities if specified in the terms of the contract. Typical examples of services include security, catering, cleaning, travel management, event management, IT services, training, freight forwarding and consulting.

While UN organizations may have different systems and methodologies for recording and reporting on procurement data individually, for the purposes of the ASR, a common definition of procurement is used and data is collected in a standardized format. Some organizations may therefore publish procurement statistics that differ from those published in the ASR. Further, some organizations have limitations on the level of detail they are able to provide.

Participating organizations upload procurement data into an online system, hosted by UNGM, where it is subject to an initial verification, then UNOPS conducts detailed data quality and consistency checks to ensure that the data is comparable across organizations and years. The organizations are ultimately responsible for the accuracy and completeness of the data they submit.

The United Nations Procurement Division (UNPD) extracted, validated, and submitted procurement data on behalf of its affiliate organizations that implemented Umoja, a common enterprise resource planning (ERP) system used by a number of UN organizations. Each organization confirms its data submission and is individually represented in the report. The 11 organizations subject to this process in 2017 were: UNPD; the United Nations Economic Commission for Latin America and the Caribbean (ECLAC); the United Nations Economic and Social Commission for Asia and the Pacific (ESCAP); the United Nations Economic and Social Commission for Western Asia (ESCWA); the International Trade Centre (ITC); the United Nations Assistance to the Khmer Rouge Trials (UNAKRT); the United Nations Economic Commission for Africa (UNECA); the United Nations International Criminal Tribunal for the former Yugoslavia (UNICTY/MICT); the United Nations Office at Geneva (UNOG); the United Nations Office at Nairobi (UNON); and the United Nations Office at Vienna (UNOV).

Similarly, the UN Development Program (UNDP) prepared and submitted data on behalf of United Nations Volunteers (UNV), as well as submitting its own data.

Procurement volume and currency

Purchase orders and contracts for services are reported by contract amount and not by expenditures incurred. Many organizations are unable to report on actual expenditures due to technical limitations.

Organizations are able to submit data in one of three currencies: United States dollars (USD), Euros (EUR) or Swiss Francs (CHF). The report uses only United States dollars. Where organizations have submitted data in Euros or Swiss Francs, these values have been converted to US dollars using an average exchange rate, based on operational rates of exchange published by the United Nations Treasury. The rates used for 2017 are:

- 1.00 USD = 0.986 CHF
- 1.00 USD = 0.891 EUR

Most participating organizations operate across multiple geographies and procure in multiple currencies. Each organization determines how it converts from the original currency into currency reported for the ASR.

Unless otherwise stated, changes in procurement volume in either absolute or percentage terms refer to year on year changes from 2016 to 2017.

There may be slight differences between sums of numbers presented in tables and figures in the report and the given totals. This is due to rounding.

Categorization

To enable reporting on categories of goods and services across all UN organizations, participating organizations are requested to provide procurement data based on the United Nations Standard Products and Services Code® (UNSPSC)[5] standard, at the most detailed level possible. The UNSPSC is a publicly available multi–sector standard for classification of goods and services. It is a four–level category hierarchy – the four–levels are segment, family, class and commodity. Minor adaptations have been made for the purposes of presentation in the ASR – further details are provided in Annex III – Sectors and category names.

Most organizations are able to provide data at UNSPSC family level, the second level in the UNSPSC hierarchy; however, some organizations are limited to providing information only at UNSPSC segment level – the top level of the hierarchy. Analysis in the report is based on categorization at the segment and family levels. In some limited cases, organizations are unable to provide information on the categorization of goods and services procured, in which case this data is reported as unspecified goods and unspecified services.

In addition to categorization based on the UNSPSC hierarchy, the ASR also uses sector grouping of goods and services based on areas of focus for the UN. For the 2017 ASR, some minor amendments were made to the categorization of certain areas of spend to better reflect the nature of the procurement in the UN context. Where comparison is provided to the 2016 procurement, consistent categorization has been applied to both years. For this reason, there may be small discrepancies with information presented in the 2016 ASR.

Supplier country

Throughout this report, the terms 'country' or 'countries' refer to countries and territories. Unless otherwise stated, they refer to supplier countries reported by the submitting organization. Many UN organizations cannot report data based on country of origin of goods due to the technical limitation of the procurement systems in use.

Country names, as well as their designation by geographic region, follow the *Standard Country or Area Codes for Statistical Use*, referred to as the 'M49 standard' (prepared by the Statistics Division of the United Nations Secretariat).[6]

There is no established convention for the designation of development status countries or areas in the United Nations system. However, for analytical purposes, this report classifies all countries into one of four broad categories: developed countries; developing countries; countries with economies in transition, and least developed

5 See: http://www.unspsc.org.

6 For more information on the M49 classification, visit: https://unstats.un.org/unsd/methodology/m49/.

countries (LDCs). The ASR follows the country categorizations defined by UNCTADstat,[7] with the exception of LDCs, for which the M49 standard is followed.

The designations employed do not imply the expression of any opinion whatsoever on the part of the UN concerning the legal status of any country, territory, city or area or of its authorities, or concerning the delimitation of its frontiers or boundaries. The assignment of countries or areas to specific groupings is for statistical convenience and does not imply any assumption regarding political or other affiliation of countries or territories by the UN.

Statistics on Development Assistance Committee (DAC) Member Countries are published in the report. The DAC is a forum of the Organization for Economic Co–operation and Development (OECD) with 30 members, including the European Union.[8]

Where organizations were unable to provide supplier country information, it is reported under 'Unspecified Countries.'

For analysis where comparisons are made between supplier country and total procurement (for example, the proportion of procurement from developing countries as a percentage of procurement from all countries), adjustments have been made to only include data where the supplier country is known.

Supplier names

Supplier names are used in the analysis for procurement from companies participating in the United Nations Global Compact (UN Global Compact or UNGC participants), as explained further below, and published in the table of major contracts.

Where organizations are unable to provide the name of the supplier, the data is reported under 'Unspecified Supplier.' If the supplier name is protected for security reasons, the supplier name is reported under 'Name withheld for security reasons.'

For analysis based on supplier names and on total procurement (for example, the proportion of procurement from companies participating in the UN Global Compact as a percentage of procurement from all countries), adjustments have been made to only include data where the supplier name is known (not unspecified nor withheld for security reasons).

Collaborative procurement

For the 2017 ASR, data on collaborative procurement was collected for the second time, consistent with the definition of common procurement set out in the 'Harmonizing UN Procurement: Common UN procurement at the Country Level'.[9] The types of common procurement considered in ASR are: minimal common procurement; using existing Long Term Agreements (LTAs) of other UN entities; using joint LTAs and contracts; using procurement services of other UN organization; procuring from another UN organization; and using a joint procurement team.

7 For more information on United Nations Conference on Trade and Development country designations, visit http://unctadstat.unctad.org/EN/Classifications.html.

8 See: http://www.oecd.org/dac.

9 United Nations High–Level Committee on Management Procurement Network (HLCM–PN) Working Group on Harmonization, Harmonizing UN Procurement: Common UN Procurement at the Country Level (2015) available from https://www.ungm.org/Areas/Public/Downloads/15_06%20HarmonizingUNProcurement_GUIDELINES_final.pdf.

For most organizations, this information is not recorded in ERP systems, and requires estimation and approximation by reporting organizations. In the analysis of collaborative procurement, data where the supplier name matches a recognized UN entity, as well as data flagged as collaborative by reporting organizations, is considered to be collaborative procurement. For the 2016, this data was reported separately, so care should be taken when comparing data published in the 2016 and 2017 reports.

Sustainable procurement

As in previous years, to enable reporting on the extent to which UN organizations have begun to integrate sustainability considerations into their procurement processes, a voluntary online survey was also conducted in parallel with the data collection process for the ASR.

Recognizing some of the existing limitations in capturing sustainable procurement data, the survey included both qualitative and quantitative metrics on sustainable procurement, across the following key themes.

1. Policy and strategy
2. Integration in procurement processes
3. Internal capacity development
4. Supplier engagement
5. UN Global Compact

The analysis presented on sustainable procurement does not reflect any judgements on any individual organization's progress on sustainable procurement. Rather it provides a snapshot of noteworthy trends within the UN system.

United Nations Global Compact

Since 2007, the ASR has examined procurement by UN organizations from companies participating in the UN Global Compact.[10] In previous reports, the analysis of procurement from companies participating in the UN Global Compact was limited to suppliers above a procurement volume threshold of $30,000. This was due to historic limitations in the data available for analysis, and for consistency in analysis between years. However, due to increased data collection in recent years, this year's report does not apply a volume threshold, thus providing more accurate results and consistency with the analysis in other parts of the report. As with previous years, supplier names and countries from all UN organizations that submitted data for the ASR were cross-referenced with the list of companies participating in the UN Global Compact, as of 31 December 2017. Suppliers for which names were either not specified by the submitting organization or withheld for security reasons were excluded from the analysis.

Given the change in methodology, care should be taken when comparing the results in this report with analysis from previous reports. For this report, data from 2015 and 2016 has been re-analyzed and re-stated using the revised methodology to ensure comparability between years.

The UN system does not give preferential treatment to companies participating in the UN Global Compact, but strongly encourages suppliers to actively participate.

10 See: www.unglobalcompact.org/.

01

EXECUTIVE SUMMARY

EXECUTIVE SUMMARY

The overall procurement volume of United Nations (UN) organizations increased for a sixth consecutive year, reaching $18.6 billion in 2017 – an increase of 5.1 per cent or $910 million compared to 2016. The increase was driven largely by a 9.1 per cent or $823 million increase in procurement of services, while procurement of goods rose by a more modest 1.0 per cent or $87 million.

In 2017, 40 UN organizations reported procurement statistics, compared to 39 in 2016. The International Monetary Fund (IMF), which did not submit procurement statistics in 2016, procured $272 million of goods and services in 2017. The underlying growth in overall procurement (excluding IMF) was 3.6 per cent, or $638 million.

Figure 1.1 – Total procurement of goods and services, 2009–2017

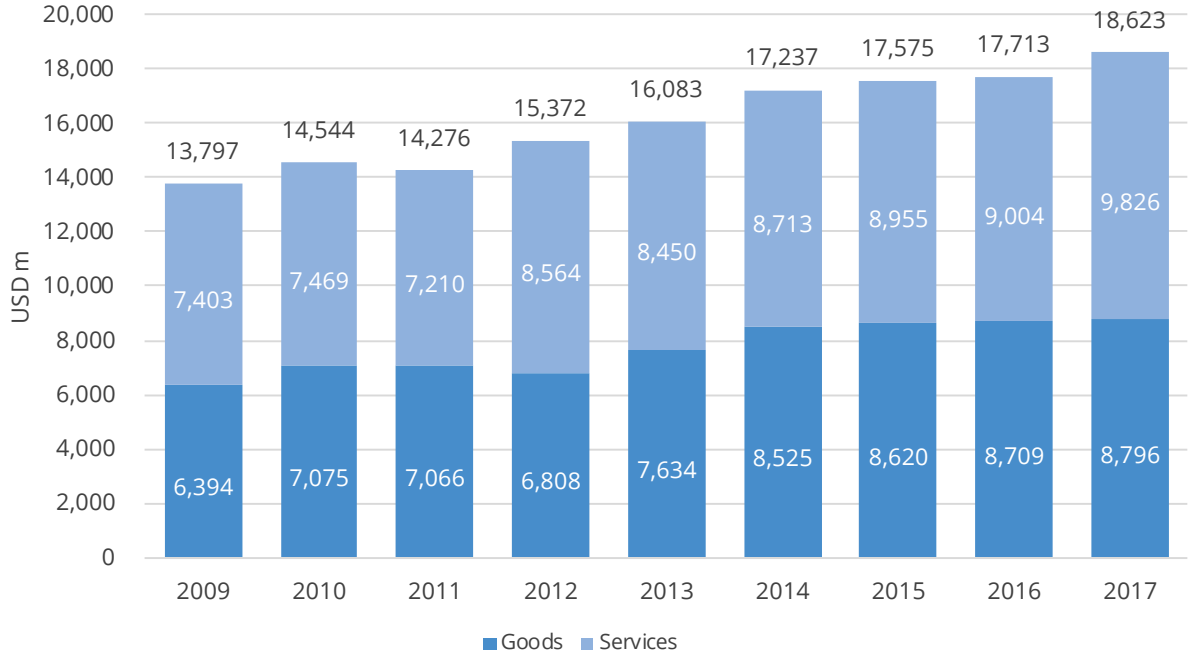

The growth was largely attributable to increases in procurement by the United Nations Development Programme (UNDP), United Nations Office for Project Services (UNOPS), the Pan American Health Organization (PAHO) and the World Food Programme (WFP). Collectively those organizations added an additional $831 million in procurement volume compared to 2016.

The United Nations Procurement Division (UNPD), the World Health Organization (WHO) and the United Nations Children's Fund (UNICEF) all reported significant reductions in procurement volume in 2017, totalling ($633 million). The UNICEF reduction was attributed mainly to cost savings in the procurement of pharmaceuticals.

For each year since 2013, 32 of the 40 UN organizations have reported procurement for the ASR. The combined volume of their procurement has increased 9.7 per cent over that period, from $16.1 billion in 2013 to $17.6 billion in 2017.

The largest segments of procurement in 2017, by volume, were *Pharmaceuticals, Contraceptives, Vaccines* ($2.6 billion), *Transportation, Storage, Mail Services* ($2.3 billion) and *Food and Beverage Products* ($1.9 billion).

Major countries of supply to the UN system in 2017

In 2017, the UN system procured goods and services from 223 countries and territories, including all 193 UN Member States. One hundred and twenty-six countries and territories had a procurement volume of more than $10 million.

The top ten supplier countries, by volume, in 2017 accounted for $7.5 billion (or 40.2 per cent) of the total procurement volume. The concentration of procurement has diminished compared to previous years: the top ten supplier countries accounted for 44.6 per cent of total procurement volume in 2016, and 44.8 per cent in 2015.

In 2017, the top ten supplier countries included three developing countries (India, United Arab Emirates and Kenya), with combined procurement of $2.2 billion, representing 29.5 per cent of the top ten total and 11.8 per cent of total UN procurement for 2017.

The United States of America remained the largest supplier country to the UN in 2017, increasing by 9.8 per cent to $1.7 billion. The increase was driven by higher expenditure on *Management and Administrative Services* (an increase of $108 million or 49.5 per cent, $91 million of which was attributed to IMF). The largest area of procurement was in *Pharmaceuticals, Contraceptives, Vaccines*, procured primarily by UNICEF and PAHO. Overall expenditure in this segment, however decreased by $83.5 million (19.2 per cent).

Table 1.1 – Top ten supplier countries by procurement volume, 2017

Supplier country	Goods 2017 (USD m)	Services 2017 (USD m)	Total 2017 (USD m)	Share of UN total 2017 (%)	Total change 2016-2017 (%)
United States of America	587.2	1,154.2	1,741.4	9.4%	9.8%
India	741.7	165.2	907.0	4.9%	-14.8%
United Arab Emirates	635.7	161.1	796.8	4.3%	-8.3%
Belgium	660.4	58.4	718.8	3.9%	-20.7%
France	511.7	181.0	692.7	3.7%	13.7%
United Kingdom of Great Britain and Northern Ireland	156.8	398.3	555.1	3.0%	-8.3%
Switzerland	142.9	404.6	547.5	2.9%	24.3%
Netherlands	388.7	123.1	511.8	2.7%	19.5%
Denmark	260.0	247.4	507.4	2.7%	-31.3%
Kenya	169.8	333.1	502.9	2.7%	27.4%
Top 10 total	**4,254.9**	**3,226.4**	**7,481.3**	**40.2%**	**-2.1%**
UN total	**8,796.4**	**9,826.3**	**18,622.7**		**5.1%**

India was again the second largest supplier country, having been a top ten supplier country since 2000. Procurement from suppliers in India, however, fell by 14.8 per cent or $158 million to $907 million. The reduction of procurement from Indian suppliers was predominantly due to a decrease in *Pharmaceuticals, Contraceptives, Vaccines* of $86 million (11.8 per cent) from 2016 to 2017. It nevertheless remained the largest procurement area, representing 70.8 per cent of total procurement from Indian suppliers. The second largest area of spending in India in 2017 was *Engineering and Research Services*, which increased by $14 million to $45 million; almost half of this total was related to *Computer Services*. Procurement of *Food and Beverage* Products from Indian suppliers decreased by $51 million (80.2 per cent).

The United Arab Emirates was the third largest supplier country, moving up from fourth place in 2016 despite recording an 8.3 per cent reduction in procurement volume from 2016 to 2017. The country was the largest supplier country of *Fuels and Lubricants etc* to the UN system, supplying 43.3 per cent of the total $612 million spent in the segment. It was the second largest supplier country for *Food and Beverage Products* after Turkey. Expenditure in this segment from United Arab Emirates suppliers, however, fell by $20 million, or 7.3 per cent, from 2016 to 2017.

Kenya was a new addition to the top ten supplier countries in 2017, with its reported procurement volume increasing from $395 million to $503 million. This was largely due to an additional $63 million in procurement by WFP, predominantly on *Transportation, Storage, Mail Services* and *Food and Beverage Products*. The Food and Agriculture Organization (FAO) more than tripled its procurement from suppliers in Kenya, from $8.8 million in 2016 to $27 million in 2017. FAO procurement in Kenya was focused on *Vocational Training Services* ($7.3 million) and *Animal Feed* ($1.9 million). WFP had the largest procurement from suppliers in Kenya - $146 million in total - while UNPD was the second largest procuring organization with $136 million in 2017.

After joining the top ten supplier countries in 2016, Turkey dropped to be the country with the 11th largest procurement volume in 2017. Procurement from Turkey fell by $188 million (28.9 per cent), due largely to a $228 million (48.6 per cent) reduction in expenditure on *Food and Beverage* Products by WFP (offset somewhat by increases in other areas).

The other countries in the top ten countries by procurement volume remained the same as in 2016. Among them, Belgium fell to fourth place on the list after spending with Belgian suppliers declined by 20.7 per cent, primarily on *Pharmaceuticals, Contraceptives, Vaccines* ($161 million less in 2017 than in 2016). France moved up to fifth place, due to an additional $66 million procurement by UNOPS of *Laboratory and Scientific Equipment* and an additional $33 million on *Clinical Nutrition* goods by UNICEF. Switzerland moved up two places with a 24.3 per cent ($107 million) improvement in procurement volume, including an additional $33 million procurement of *Engineering and Research Services*. The United Kingdom of Great Britain and Northern Ireland (UK) experienced an 8.3 per cent ($50 million) decrease compared to 2016, due primarily to a reduction in UNPD expenditure on *Office Equipment* from suppliers in the UK - offset somewhat by a $81 million increase in procurement from WFP.

Procurement volume by region of supplier in 2017

Procurement increased from the Africa, Latin America and the Caribbean and Northern America regions in 2017, while decreasing in other regions. Procurement from suppliers in Africa increased the most in absolute terms – by $473 million, or 15.9 per cent, to $3.4 billion in 2017. It also experienced the highest increase in the share of total UN procurement, increasing from 17.3 per cent in 2016 to 19.2 per cent in 2017. Latin America and the Caribbean had the largest increase in percentage terms, with procurement from suppliers in the region increasing by 39.0 per cent to $1.2 billion in 2017. Asia remained the region with the highest procurement volume, but saw a $129 million (2.2 per cent) reduction compared to 2016 – the largest decrease in absolute terms of any region.

The increased procurement volume in Africa was due particularly to WFP and UNDP, which increased expenditure in the region by $470 million and $128 million respectively, primarily on *Transportation, Storage, Mail Services, Food and Beverage Products* and *Engineering and Research Services*. WFP's procurement from suppliers in Nigeria increased from $41 million to $116 million and in Kenya from $84 million to $146 million, while UNDP spent $40 million more with suppliers in Senegal than it had in 2016.

There was a large increase in procurement from Latin America and the Caribbean, due primarily to an additional $247 million in procurement by UNOPS from suppliers in Argentina (up from $0.6 million in 2016), mainly on *Computer Equipment and Accessories* and *Computer Services*. UN procurement from Argentina increased from $21 million in 2016 to $279 million in 2017. PAHO also increased its procurement in the region, by $123 million, or 145 per cent. The largest decrease in the region was in Peru, where the procurement volume fell by $140 million, to $54 million.

Figure 1.2 – Total procurement by region, 2013–2017

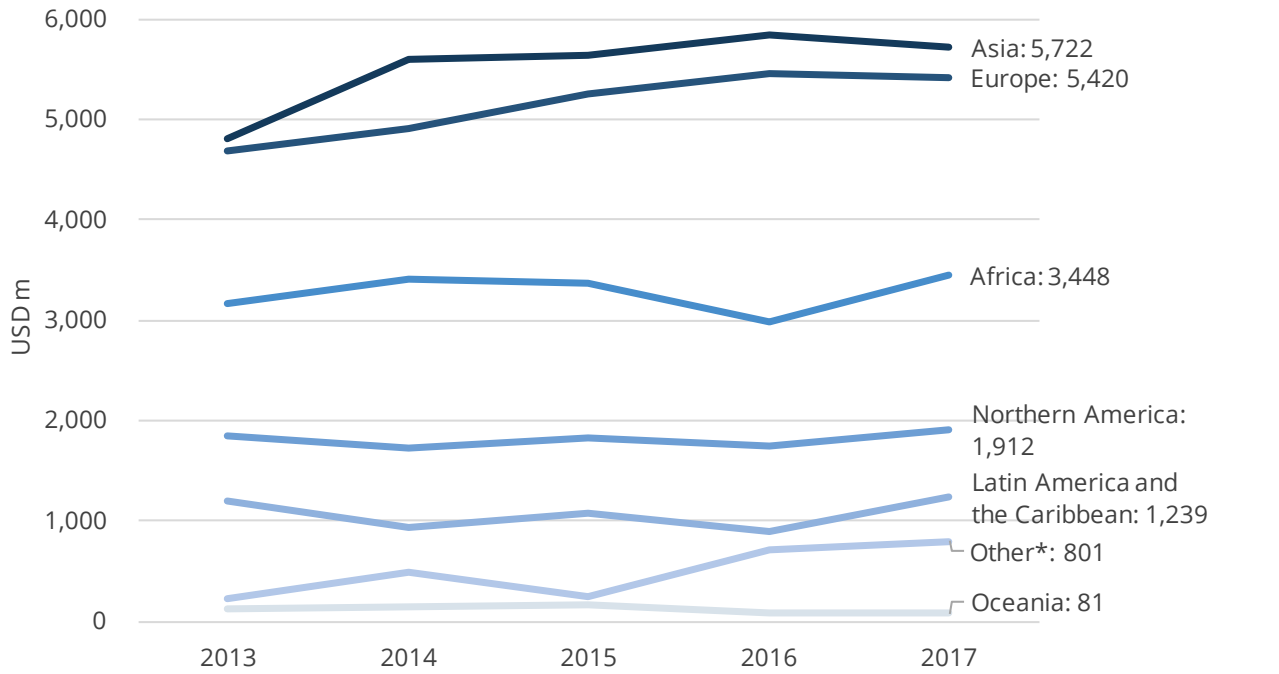

* Includes the State of Palestine and data where the supplier country is unknown

In the Asia region, there were increases in procurement from Iraq, Singapore and Yemen, between them accounting for an increase of $607 million from 2016 to 2017. Yemen experienced one of the largest increases in procurement, up from $326 million in 2016 to $434 million in 2017. This was due in part to $197 million in additional procurement by UNICEF on *Financial and Insurance Services*, while WFP procured an additional $68 million of *Transportation, Storage, Mail Services* and $29 million of *Food and Beverage Products*. However, there was a net decrease in procurement of $129 million in the Asia region, due in part to decreased procurement by WFP - $572 million less from suppliers in the region in 2017 than in 2016.

The decrease in expenditure in Europe was influenced by falls in procurement in Denmark ($231 million fall or 31.3 per cent, mostly attributed to UNPD), Belgium ($187 million or 20.7 per cent, primarily with UNICEF), and the UK ($50 million or 8.3 per cent decrease). However, procurement from Switzerland, Austria and the Netherlands increased by $279 million combined.

The procurement volume from suppliers where the supplier country is unknown declined, by $417 million, to $664 million in 2017. This was due to some participating organizations improving the supplier country data in their 2017 submissions. Ninety–three per cent of procurement volume where the supplier country was unknown came from IOM, which was unable to specify supplier countries for any of its procurement. IOM procurement volume in 2017 was $618 million.

Procurement from developing countries, countries with economies in transition and least developed countries

In 2002, the General Assembly requested the Secretary–General to encourage organizations of the UN system to take further steps to increase procurement opportunities for suppliers from developing countries and countries with economies in transition.[11] In response, and in line with the 2030 Agenda for Sustainable Development, UN organizations have continued to increase procurement from these countries, and 2017 was no exception.

Procurement from developing countries, countries with economies in transition and LDCs increased in 2017, both in absolute terms (from $10.3 billion in 2016 to $11.0 billion in 2017) and as a percentage of overall UN procurement. This was driven by an increase of $636 million (26.5 per cent) in procurement from least developed countries (LDCs) compared to 2016, representing 16.9 per cent of total UN procurement volume in 2017. Meanwhile, the percentage of procurement volume from developing countries and countries with economies in transition together declined from 46.3 per cent to 44.1 per cent.[12]

Of the $11.0 billion goods and services procurement in 2017 from developing countries, countries with economies in transition and LDCs, 62.9 per cent was procured from 20 countries. Fourteen of these countries experienced an increase in procurement compared to 2016, most notably Argentina and Yemen, as described earlier.

Figure 1.3 – Procurement from developing countries, countries with economies in transition and least developed countries, 2009–2017

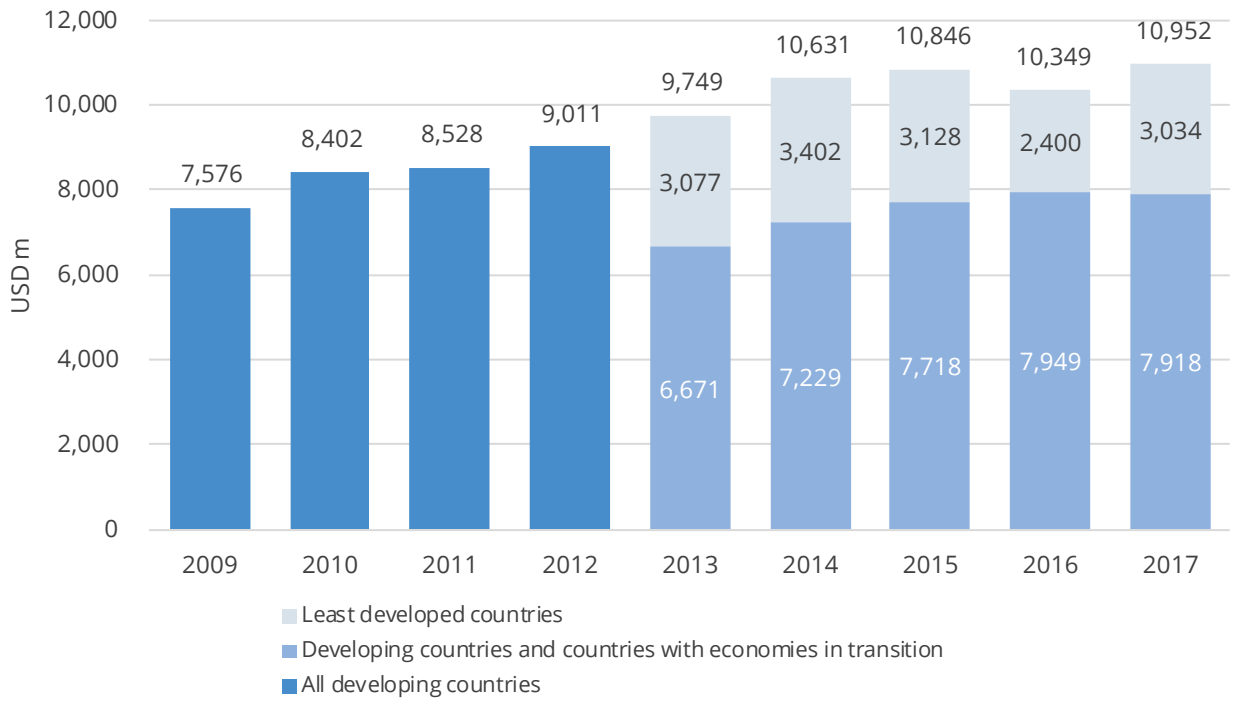

11 A/RES/57/279.

12 Calculation of percentages related to procurement by country development status excludes procurement where the supplier country is unknown.

Table 1.2 shows the top 20 countries by procurement volume of developing countries, countries with economies in transition and LDCs in 2017. In addition to Argentina and Yemen, countries new to this table are Brazil, Nigeria and Panama: there was an additional $226 million in procurement from suppliers in those countries in 2017. The countries that dropped out of the top 20 list were Afghanistan, the Democratic Republic of the Congo, Pakistan, Peru and Ukraine.

Table 1.2 – Top 20 countries by procurement volume – developing countries, countries with economies in transition and least developed countries, 2017

Supplier country	Goods 2017 (USD m)	Services 2017 (USD m)	Total 2017 (USD m)	Share of UN total 2017 (%)	Total change 2016-2017 (%)
India	741.7	165.2	907.0	4.9%	-14.8%
United Arab Emirates	635.7	161.1	796.8	4.3%	-8.3%
Kenya	169.8	333.1	502.9	2.7%	27.4%
Turkey	337.2	124.0	461.2	2.5%	-28.9%
Yemen	78.2	355.5	433.6	2.3%	301.8%
Iraq	81.1	302.2	383.3	2.1%	85.8%
Jordan	83.1	274.6	357.8	1.9%	14.1%
Lebanon	92.2	233.0	325.2	1.7%	11.9%
Russian Federation	53.9	232.8	286.8	1.5%	-12.5%
Argentina	191.4	87.6	279.0	1.5%	1231.6%
Ethiopia	87.6	175.5	263.2	1.4%	5.6%
Sudan	175.9	81.8	257.7	1.4%	46.2%
South Africa	101.6	126.0	227.6	1.2%	17.5%
China	154.8	65.2	220.0	1.2%	-3.7%
Nigeria	124.5	85.0	209.5	1.1%	53.8%
South Sudan	53.6	150.5	204.1	1.1%	14.2%
Republic of Korea	176.7	25.0	201.8	1.1%	-6.2%
Uganda	64.5	129.1	193.6	1.0%	58.3%
Panama	150.6	40.5	191.1	1.0%	33.1%
Brazil	5.0	185.5	190.5	1.0%	74.4%
Top 20 total	**3,559.2**	**3,333.3**	**6,892.4**	**37.0%**	
Developing countries, countries with economies in transition, LDCs total	**4,984.2**	**5,968.1**	**10,952.3**	**58.8%**	**5.8%**
UN total	**8,796.4**	**9,826.3**	**18,622.7**		**5.1%**

Further information on procurement from developing countries, countries with economies in transition and LDCs is in chapter 2.

Procurement by organizations of the UN system

Table 1.3 shows the procurement volume for 2017 by UN organization, including their respective shares of procurement from developing countries, countries with economies in transition and LDCs. The largest ten organizations by procurement volume in 2017 accounted for $16.3 billion (87.3 per cent) of total procurement volume, compared to $15.8 billion (89.4 per cent) in 2016. While those ten organizations increased their procurement volumes by 2.6 per cent on average, the other organizations increased theirs by an average of 12.3 per cent.[13]

13 Excludes IMF, which reported in 2017 but not 2016. If IMF is included, the other organizations' volume increased 26.9 per cent.

In 2017, 29 of the 40 reporting organizations experienced an increase in procurement volume compared to 2016. Fourteen of these saw their procurement volume rise by more than 20 per cent.

Table 1.3 – Procurement by UN organization

Organization	Total 2017 (USD m)	Total change 2016-2017 (%)	Share of procurement from developing countries, countries with economies in transition and LDCs 2017 (%)
UNICEF	3,428.7	-1.6%	56.9%
WFP	3,075.3	3.8%	73.0%
UNPD	2,746.7	-15.0%	61.3%
UNDP	2,117.0	24.7%	71.5%
UNHCR	1,239.4	5.1%	70.3%
UNOPS	1,068.9	18.7%	64.3%
PAHO	919.4	16.4%	47.1%
WHO	666.6	-11.9%	51.5%
IOM^	617.6	18.2%	N/A
FAO*	371.4	17.2%	74.9%
UNFPA	316.8	12.4%	49.4%
IMF	272.3	N/A	0.0%
UNRWA	243.7	-15.5%	83.4%
IAEA	219.8	49.2%	14.0%
ILO*	214.7	32.0%	65.6%
UNIDO	178.4	44.6%	52.7%
UNESCO	129.0	5.0%	63.4%
WIPO	114.8	0.4%	6.2%
UNOG	109.7	16.6%	5.6%
UN Women	104.2	-17.3%	59.2%
UNOV	84.9	28.1%	71.0%
UNAIDS	49.4	45.1%	57.3%
IFAD	48.7	3.3%	18.9%
ITU	47.7	0.1%	13.0%
UNON	40.9	42.8%	77.2%
UNFCCC	24.4	230.8%	5.8%
UN-ICTY/MICT	19.2	43.1%	17.9%
UNECA	18.9	43.5%	52.6%
OPCW	18.4	-60.8%	1.8%
UPU	16.7	-24.0%	10.5%
IMO	16.4	6.5%	17.8%
ITC	14.3	53.6%	27.9%
WMO	14.1	-19.7%	2.7%
ECLAC	13.9	146.2%	62.3%
ESCAP	13.5	73.8%	70.3%
UNV	9.1	8.5%	2.0%
UNU	7.4	0.1%	14.0%
ESCWA	6.7	43.1%	87.1%
UNWTO	3.0	-3.0%	2.3%
UNAKRT	1.1	-43.0%	69.5%
UN total	**18,622.7**	**5.1%**	**60.9%**

Calculation of share of procurement from developing countries, countries with economies in transition and LDCs excludes data where the supplier country is unknown.

* Supplier country known for only part of data (FAO 94%, ILO 95% by volume). ^ IOM did not report on supplier countries in 2017.

UNDP experienced the largest absolute increase, of $420 million (or 24.7 per cent), to $2.1 billion. This was attributed to increased procurement activity, particularly in the areas of *Health* (including $84 million extra spending on *Hormones and Hormone Antagonists*), and *Construction and Engineering* (including $74 million additional spending on *Professional Engineering Services* and an increase of $131 million on *Building and Facility Management and Repair Services*.

UNOPS experienced the second highest increase in procurement volume in absolute terms. Its volume increased by 18.7 per cent, from $900 million in 2016 to $1.1 billion in 2017. This was associated with increased expenditure on information and communications technology goods and services in Argentina, as well as procurement of an additional $72 million of *Laboratory and Scientific Equipment* compared to 2016, mainly from French suppliers, and $107 million of Motor Vehicles, up from $81 million in 2016, predominantly from Japan.

Ten organizations reported a decrease in procurement compared to 2016. The largest decrease in absolute terms was $486 million (or 15.0 per cent) by UNPD. This was due to a combination of downsizing of some field missions, savings in air transportation, and a change in the procurement approach for some security services. The WHO experienced a $135 million reduction in expenditure on *Comprehensive Health Services*, which was offset, in part, by increased expenditure on *Medical Equipment* ($17 million more than 2016); however, the organization reported an overall reduction in procurement of $90 million.

UNICEF, the largest organization by procurement volume, reported a 27.6 per cent increase in procurement of services and an 11.1 per cent decrease in the procurement of goods, resulting in an overall decrease of 1.6 per cent compared to 2016. This included a reduction of $322 million in the procurement of *Pharmaceuticals, Contraceptives and Vaccines,* driven primarily by price savings.

Some organizations experienced substantive changes in procurement volume due to changes in the way their procurement data was collected. For example, the implementation of a new global resource planning system enabled the International Labour Organization (ILO) to improve the completeness of its reporting in 2017, contributing to a 32.0 per cent increase in reported procurement compared to 2016.

Table 1.3 shows the proportion of procurement from developing countries, countries with economies in transition and LDCs by UN organization. Of the organizations with a procurement volume of more than $100 million, the United Nations Relief and Works Agency for Palestine Refugees in the Near East (UNRWA) had the highest proportion (83.4 per cent or $203 million) of procurement coming from developing countries, countries with economies in transition and LDCs.

In terms of volume, WFP procured the most from developing countries, countries with economies in transition and LDCs in 2017 ($2.2 billion); however, this proportion dropped from 79.9 per cent in 2016 to 73.0 per cent of total procurement volume in 2017. Among the top ten organizations by procurement volume, UNICEF, UNPD, UNDP, the Office of the United Nations High Commissioner for Refugees (UNHCR), UNOPS and PAHO increased their proportion of procurement volume from developing countries, countries with economies in transition and LDCs in 2017. The proportion of procurement from these countries for the top ten organizations by total procurement volume is shown in Figure 1.4.

Figure 1.4 – Procurement by UN organizations from developing countries, countries with economies in transition and least developed countries, 2016-2017 (top ten organizations by total procurement value)

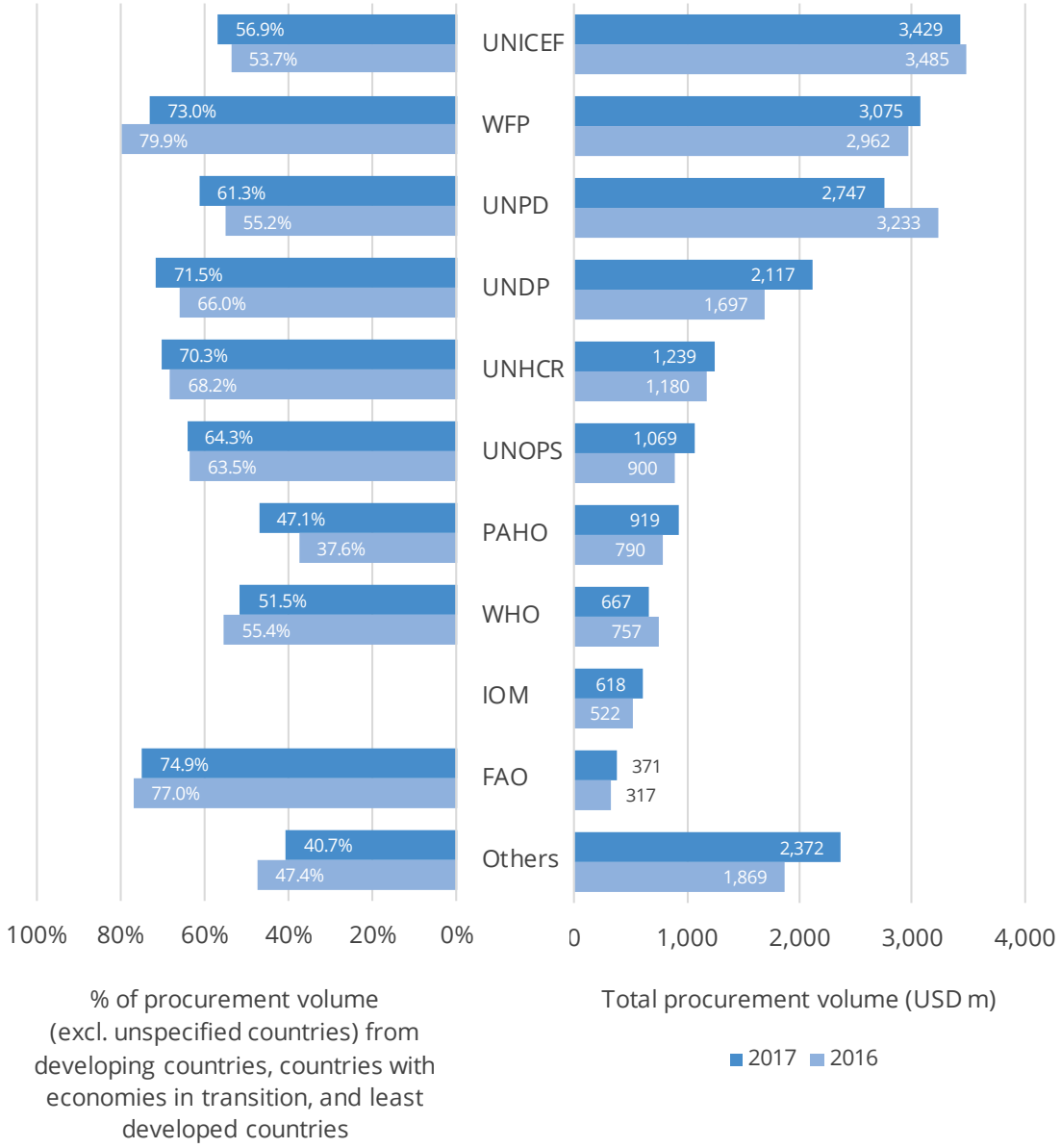

Procurement by category of goods and services

The ASR collects information from participating organizations on the nature of goods and services procured based on the United Nations Standard Products and Services Code® (UNSPSC) standard. The UNSPSC hierarchy of product segments, families, classes and commodities is used for categorizing and reporting on procured goods, services and works in the ASR. In addition, the ASR uses sectors of procurement, bringing together goods and services linked to areas of focus for the UN.

Across the reporting organizations, procurement volume in the sector *Consultancy, Administration and Operations* increased, by $685 million, to $4.0 billion in 2017, with UNDP, UNICEF and UNHCR being the largest procurers

in the sector.[14] On the other hand, expenditure in the second largest sector, Health, representing $3.7 billion in procurement, saw the largest decrease in 2017, falling $230 million from 2016, due to a decreased procurement volume of *Pharmaceuticals, Contraceptives and Vaccines.* In 2017, 19.2 per cent of data (by procurement volume) was reported only at the highest 'segment' level, under the UNSPSC hierarchy, while 80.8 per cent was reported at a minimum of family level and 21.9 per cent was reported at the most specific commodity level. In general, organizations were able to improve the level of specificity in their reporting in 2017.

Table 1.4 – Top ten categories of procurement by volume, UNSPSC segment level, 2017

Category (UNSPSC segment level)	Total 2017 (USD m)	Total change 2016-2017 (%)	Share of procurement from developing countries, countries with economies in transition and LDCs 2017 (%)
Pharmaceuticals, Contraceptives, Vaccines	2,641.4	-7.3%	39.8%
Transportation, Storage, Mail Services	2,323.1	-3.5%	67.7%
Food and Beverage Products	1,893.8	0.1%	79.7%
Management and Administrative Services	1,809.3	8.5%	62.3%
Building and Maintenance Services	1,303.0	9.9%	76.9%
Engineering and Research Services	1,279.4	28.2%	45.0%
Medical Equipment	735.7	19.5%	40.8%
IT and Communications Equipment	626.1	36.4%	50.2%
Fuels and Lubricants etc.	611.7	3.7%	93.8%
Travel, Food and Lodging	559.0	110.2%	64.3%
Top 10 total	**13,782.4**		
UN total	**18,622.7**		

In 2017, procurement was recorded against 57 different UNSPSC segments (the same number as in 2016). The ten largest segments by procurement volume are shown in Table 1.4. The largest segments were *Pharmaceuticals, Contraceptives, Vaccines* ($2.6 billion), *Transportation, Storage, Mail Services* ($2.3 billion) and *Food and Beverage Products* ($1.9 billion). *Pharmaceuticals, Contraceptives, Vaccines* was the segment that realized the largest decrease in absolute terms in 2017 compared to 2016, while expenditure in the *Travel, Food and Lodging* segment increased the most, more than doubling from $265 million in 2016 to $559 million. This was due, in part, to increased reporting of travel expenditure in 2017 compared to 2016.

There were 53 different UNSPSC segments of goods and services with the procurement volume above $1 million in 2017. Of these, in 44 segments, more than 50 per cent of the procurement by volume was from developing countries, countries with economies in transition and LDCs. Total procurement from these 44 segments was $13.1 billion. There were 15 segments where more than 80 per cent of procurement volume was from developing countries, countries with economies in transition and LDCs, representing $1.6 billion of procurement.

14 Some changes to improve the assignment of UNSPSC codes to sectors mean the results presented here are not directly comparable to the 2016 report. More information on sectors used is in Annex III – Sectors and category names.

Figure 1.5 – Distribution of categories of goods and services by supplier country development status and total procurement volume by segment (UNSPSC segments with procurement volume above $1 million; unspecified goods and services excluded)

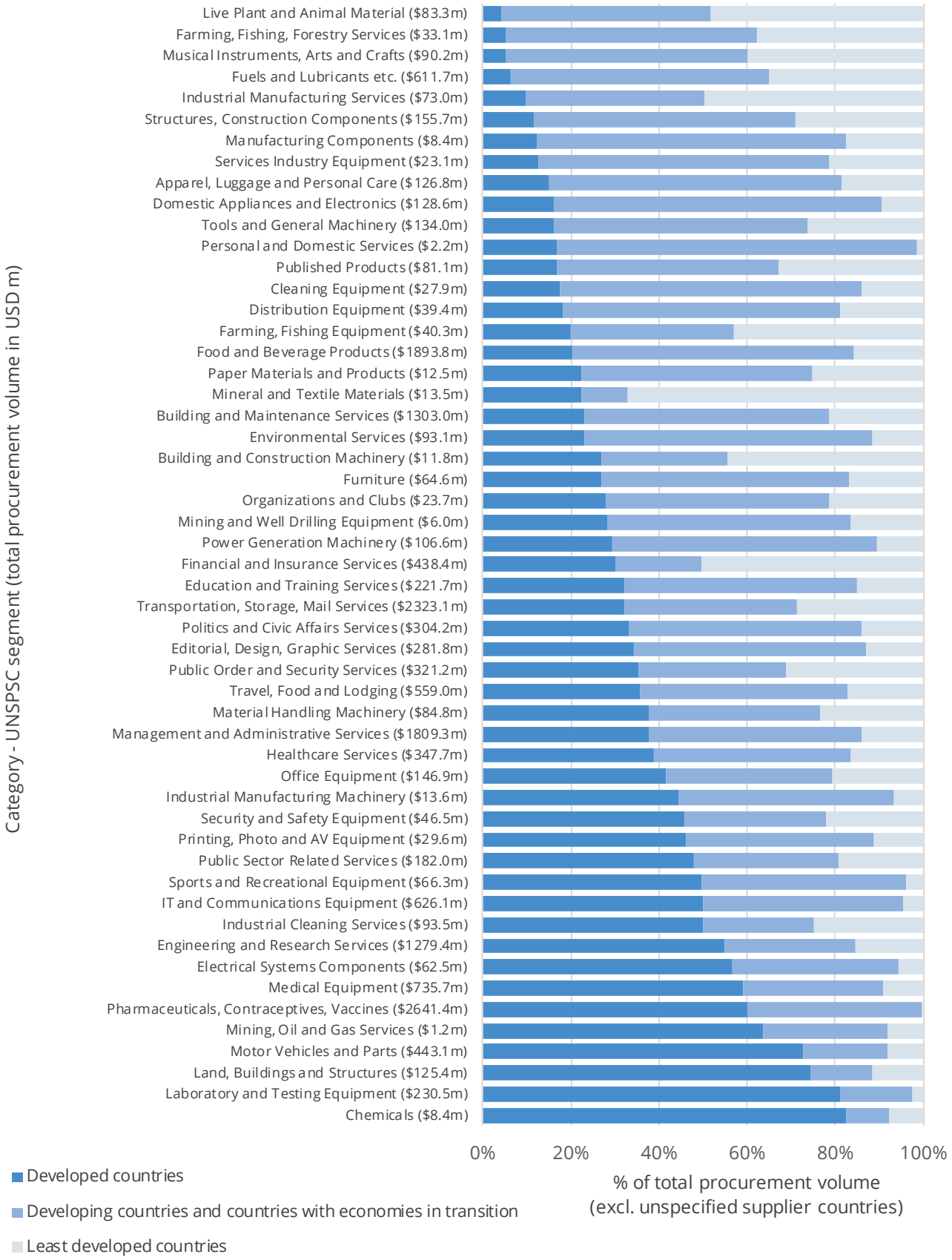

The UNSPSC segment *Fuels and Lubricants* etc. was the largest where procurement from developing countries, countries with economies in transition and LDCs represented more than 80 per cent of the total procurement volume. Of the total $612 million procured in this segment in 2017, $358 million was from developing countries and countries with economies in transition, and $213 million was from LDCs. UNPD was the largest procuring organization in this segment ($398 million).

Of the segments where procurement was predominantly from developed countries in percentage terms, *Pharmaceuticals, Contraceptives, Vaccines* was the largest, with $1.6 billion of the total $2.6 billion from developed countries. However, India was the largest supplier country for this segment, with $642 million procurement in 2017.

The calculation of percentages in this analysis excludes procurement where the supplier country is unknown. Of the $664 million procurement volume in 2017 where the supplier country is unknown, $203 million was in the *Building and Maintenance Services* segment and $80 million was for *Transportation, Storage, Mail Services.*

Further information about procurement by category is in chapter 3.

Sustainable procurement in the UN system

This purchasing power of UN organizations can be used to advance sustainable development through the incorporation of sustainability considerations into the procurement process.

Sustainable procurement is defined as "practices that integrate requirements, specifications and criteria that are compatible and in favour of the protection of the environment, of social progress and in support of economic development, namely by seeking resource efficiency, improving the quality of products and services and ultimately optimizing costs."[15] As part of the ASR, organizations were able to report on the extent to which sustainability considerations have been integrated into their procurement processes.

Figure 1.6 – UN organizations reporting on sustainable procurement, 2013-2017

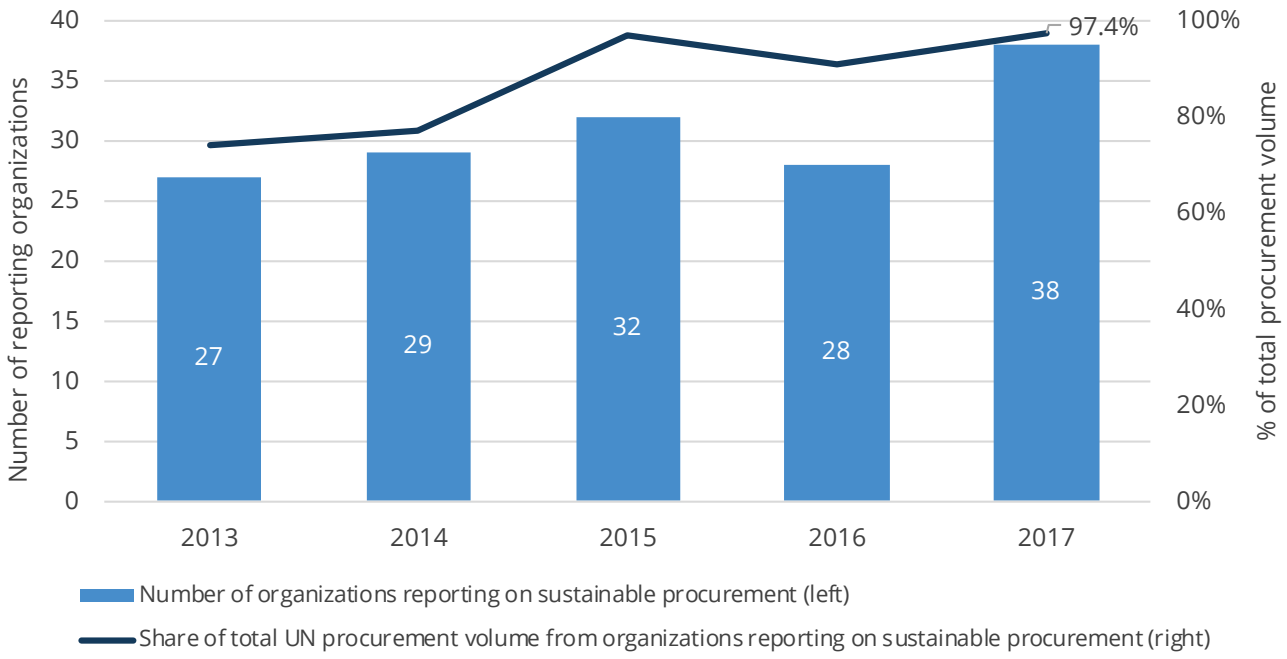

15 UN High Level Committee on Management Procurement Network (HLCM, PN) and adopted in Vienna, February 2009.

A further ten organizations provided information on sustainable procurement in 2017: 38 of the 40 organizations providing procurement data for the ASR submitted sustainable procurement information, compared to 28 out of 39 in 2016. Together, the reporting organizations accounted for 97.4 per cent of total UN procurement (see Figure 1.6).

Formalization of sustainable procurement through high-level commitment continued to be important for reporting organizations. Twenty out of the 38 reporting organizations noted they had adopted or were planning to adopt a policy on sustainable procurement while 17 noted the same for a sustainable procurement strategy.

Whether in possession of such a high-level document or not, 33 organizations in 2017 noted that they were applying some sort of sustainable procurement initiative, with the majority employing a total cost of ownership approach in their financial evaluations. Many organizations continued to incorporate sustainability criteria into the requirements definitions of their tenders.

Amongst the types of sustainable procurement considerations that can be incorporated in procurement processes, economic considerations continued to be applied most often, by 68.4 per cent of reporting organizations, followed closely by environmental and, third, social considerations.

Reporting organizations made considerable progress on their internal capacity development. In 2017, 22 out of 38 organizations reported they had trained or were planning to train their procurers in sustainability, compared to 13 out of 28 organizations in 2016.

In terms of supplier engagement, more than half of the reporting organizations said that they verify the adherence of suppliers to the United Nations Supplier Code of Conduct, a slight improvement compared to 2016. However, the number of organizations that reported they engage with their suppliers to enhance their capacity to deliver more sustainable products decreased compared to 2016.

ASR procurement data was also analyzed to determine the share of procurement from companies participating in the UN Global Compact . The UN Global Compact is a voluntary global corporate sustainability initiative, calling on companies and other social actors to align their strategies and operations with universal principles on human rights, labour, the environment and anti-corruption. In 2017, procurement from companies participating in the UN Global Compact accounted for 15.9 per cent of total UN procurement, and continued a decreasing trend as noted in previous years.[16] While procurement from participating companies declined consistently in most regions, it increased substantially in the Latin America and Caribbean region.

Further information about sustainable procurement is available in chapter 4.

16 Data excludes suppliers where names were unknown or withheld for security reasons (7.0 per cent of total UN procurement volume).

02

PROCUREMENT FROM DEVELOPING COUNTRIES, COUNTRIES WITH ECONOMIES IN TRANSITION AND LEAST DEVELOPED COUNTRIES

PROCUREMENT FROM DEVELOPING COUNTRIES, COUNTRIES WITH ECONOMIES IN TRANSITION AND LEAST DEVELOPED COUNTRIES

Increasing the involvement of suppliers from developing countries is a priority for the UN. In addition to the benefits realized by the recipients of goods and services the UN procures, procurement from developing countries can help to stimulate capacity growth, economic activity and employment where the goods and services are created. In 2002, the General Assembly requested the Secretary-General of the UN to encourage organizations of the UN system to take further steps to increase procurement opportunities for suppliers from developing countries and countries with economies in transition.[17] In response, and in line with the 2030 Agenda for Sustainable Development, UN organizations have continued to increase procurement from these countries each year.

As shown in Figure 2.1, in 2017, procurement from developing countries, countries with economies in transition and least developed countries (LDCs) increased by $603 million (5.8 per cent) from 2016, outpacing the rate of growth in total UN procurement over the same period. Procurement from LDCs was the main driver of growth, while procurement from developing countries and countries with economies in transition declined.

Figure 2.1 – Procurement volume from developed countries, countries with economies in transition and developing countries and least developed countries, 2013-2017

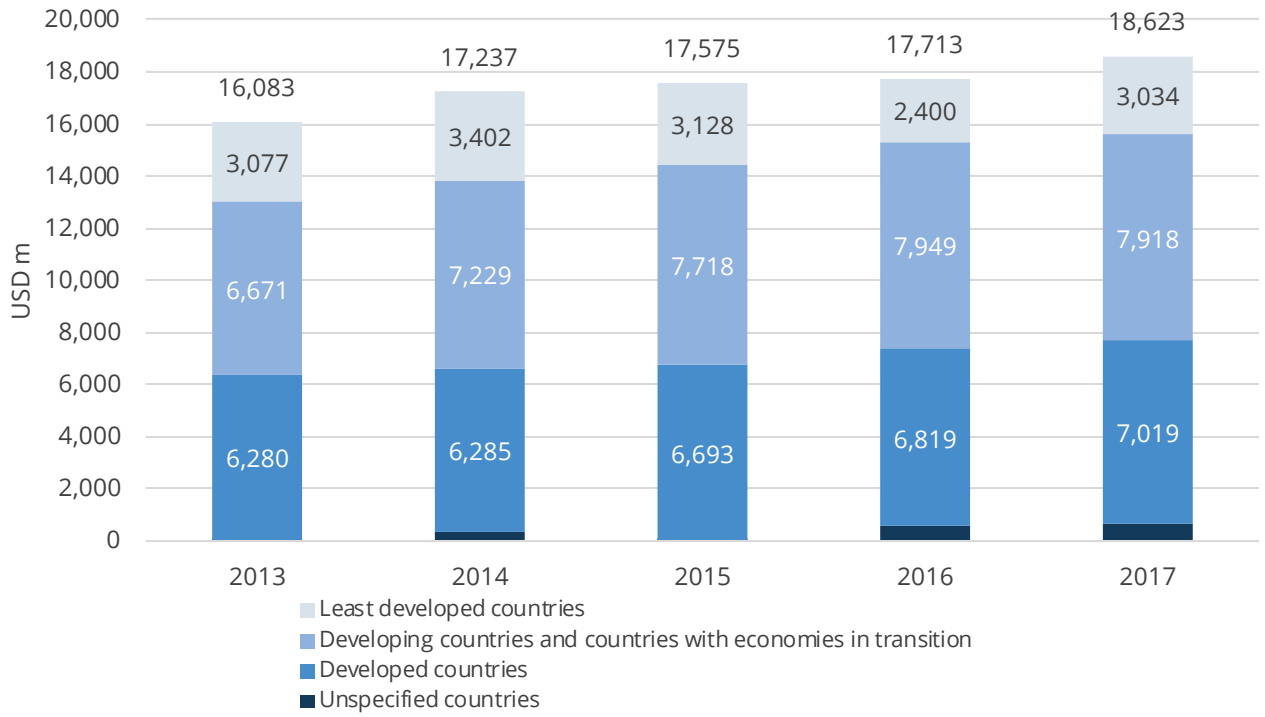

17 A/RES/57/279.

Following a 23.3 per cent drop from 2015 to 2016, in part due to the absence of UNDP National Implementation Modality (NIM) related procurement from the 2016 report onwards,[18] procurement from LDCs increased $636 million (26.5 per cent) from 2016 to 2017.

While procurement from LDCs increased, procurement from developing countries and countries with economies in transition had a slight decrease of 0.4 per cent ($33 million) from 2016 to 2017.

In 2017, participating organizations submitted supplier country information for data equivalent to 96.5 per cent of the total UN procurement volume. For $664 million of the procurement volume recorded, the supplier country is unknown (down from $1.1 billion). This improvement was due to some participating organizations improving the supplier country data in their 2017 submissions. Most organizations submitted between 93.7 per cent and 100 per cent of their procurement data with supplier country information.[19] In the following analysis, percentages are adjusted to include only data where the supplier country is known.

As shown in Figure 2.2, as a share of total UN procurement, procurement from LDCs increased from 14.0 per cent in 2016 to 16.9 per cent in 2017, while procurement from developing countries and countries with economies in transition fell from 46.3 per cent to 44.1 per cent in the same period.

Figure 2.2 – Share of procurement volume from developed countries, countries with economies in transition and least developed countries, 2013-2017

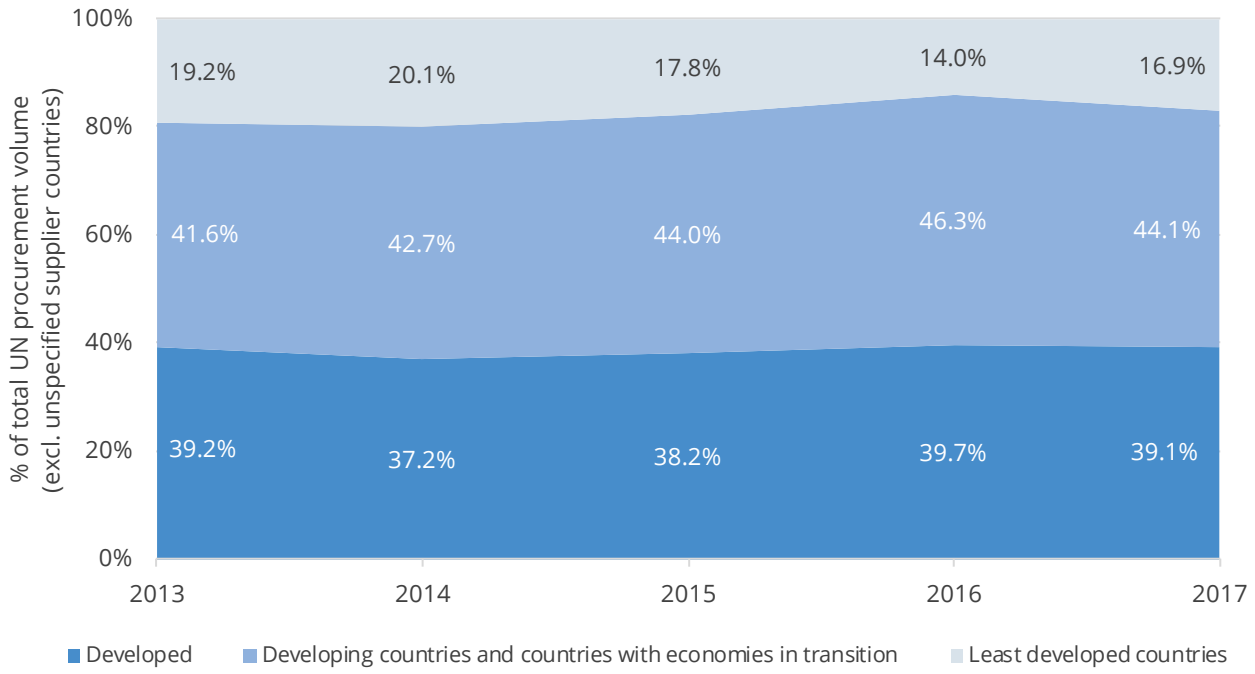

18 The reported decrease in procurement volume from 2015 to 2016 was $497 million for developing countries, countries with economies in transition and LDCs, including a $728 million decrease for LDCs. However, when making a like-for-like comparison, by excluding NIM from the reported volume for 2015, these figures change to an overall increase of $707 million for all developing countries, countries with economies in transition and LDCs from 2015 to 2016, including a decrease of $177 million for LDCs. Starting with the 2016 ASR, NIM data was no longer included in order to improve the quality and comparability of the procurement data across organizations. More information can be found in the 2016 ASR.

19 IOM was unable to specify supplier countries for any of its procurement.

Figure 2.3 shows how the distribution of goods and services procurement differs by country grouping and over time. For developed countries, the distribution between the procurement volume by goods and services has remained relatively consistent from 2013 to 2017. For developing countries and countries with economies in transition, in 2017 the procurement of services by volume was the same volume of procurement of goods – prior to 2017, procurement of goods outweighed procurement of services. The distribution for procurement from LDCs in 2017 had an increase of services procurement of two percentage points from 2016. As explained in the 2016 report, the relative increase in goods procurement from LDCs between 2015 and 2016 was due to the removal of UNDP NIM related procurement from the 2016 report onwards.

Figure 2.3 – Procurement of goods and services from developed countries, developing countries, countries with economies in transition, and least developed countries, 2013–2017

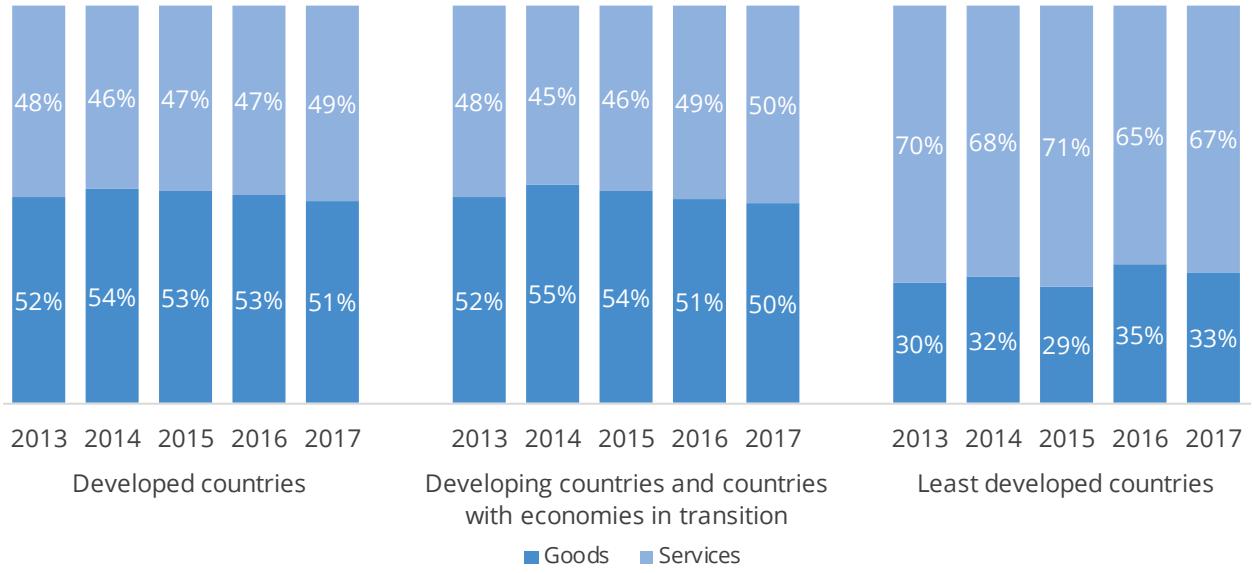

Procurement from developing countries, countries with economies in transition and least developed countries by category

The major categories of procurement vary for developed countries, developing countries and countries with economies in transition, and LDCs. Figure 2.4 looks at UN system procurement broken down into five high–level groups, based on the UNSPSC standard. It shows procurement in these groups in 2017 for each supplier country development status.

Compared to 2016, in developing countries and countries with economies in transition, the proportion of total spend on *End Use Products* decreased by 1.6 percentage points in 2017, while *Services* increased 1.3 percentage points. In LDCs, the proportion of procurement of *Services* rose 1.6 percentage points and *End Use Products* rose 1.1 percentage points, while the proportion of spend on *Raw Materials* fell 1.3 percentage points and *Industrial Equipment* fell 1.0 percentage point.[20]

20 Data where the nature of the good or service is unknown or unspecified are excluded from this analysis. This accounts for approximately $128 million or 0.7% of the total UN procurement volume.

Figure 2.4 – Procurement from developed countries, developing countries and countries with economies in transition, and least developed countries, by UNSPSC groups, 2017

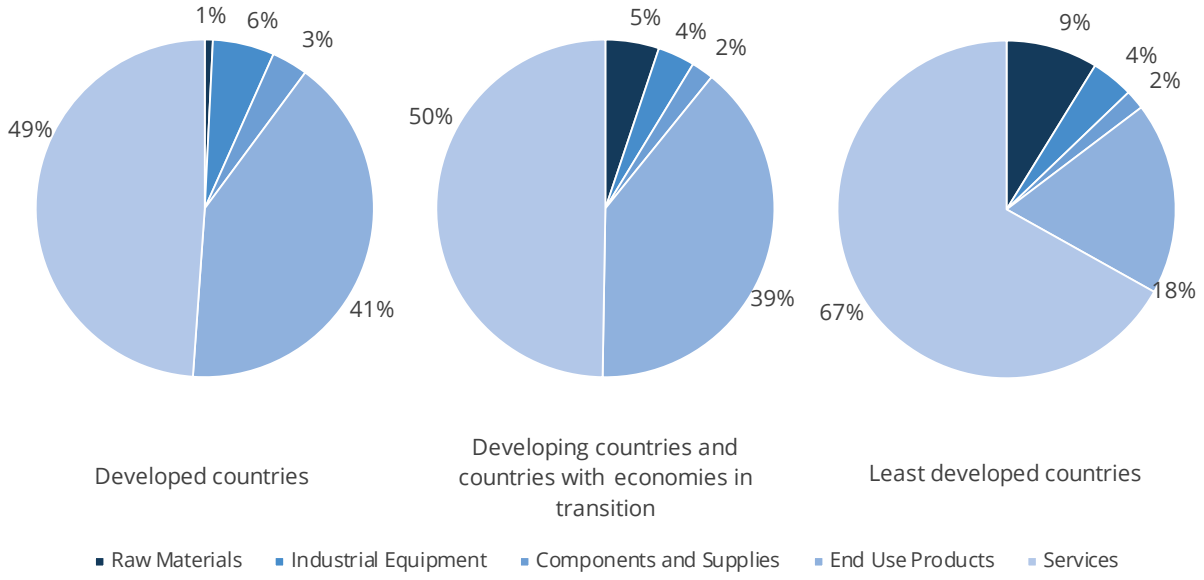

As in previous years, procurement of *Services* was the largest area of spend in 2017 in all country groupings. This was particularly strong in LDCs, where 66.9 per cent of procurement (or $2.0 billion) was for *Services*. The largest UNSPSC segments of spend in this group are *Transportation, Storage, Mail Services, Management and Administrative Services and Building and Maintenance Services*.

End Use Products was the second largest area of spend in all country groups. This area includes *Food and Beverage Products*, which was the largest UNSPSC segment for LDCs and developing countries and countries with economies in transition. *Pharmaceuticals, Contraceptives, Vaccines* was the largest UNSPSC segment for procurement from developed countries.

Raw Materials was the third largest area of spend for LDCs, developing countries and countries with economies in transition, representing 8.8 per cent ($266 million) and 5.1 per cent ($406 million) of procurement volume, respectively. In these country groups, most of the procurement volume was attributed to the procurement of *Fuels and Lubricants*. In fact, 93.8 per cent of UN procurement of *Fuels and Lubricants* was procured from LDCs ($213 million) and developing countries and countries with economies in transition ($358 million). *Fuels and Lubricants* was the UNSPSC family with the highest procurement volume in 2017 where more than 90 per cent was procured from LDCs and developing countries and countries with economies in transition, as shown in Figure 2.5.

UN organizations reported procurement against 375 different UNSPSC families in 2017. Of these, there were 224 families with procurement volume in excess of $1 million. Overall, there were 254 UNSPSC families where the proportion of spend with developing countries and countries with economies in transition, and LDCs, was at least 50 per cent.

Figure 2.5 shows the top 50 UNSPSC families by procurement volume. On a procurement volume basis, the UNSPSC family with the highest spend in LDCs was *Mail and Cargo Transport* ($364 million), followed by *Fuels* ($206 million). *Passenger Transport* was the largest UNSPSC family by spend for developing countries and countries with economies in transition ($424 million), followed by *Business Administration Services* ($408 million).

Figure 2.5 – Distribution of categories of goods and services by supplier country development status (top 50 UNSPSC family level by total procurement volume)

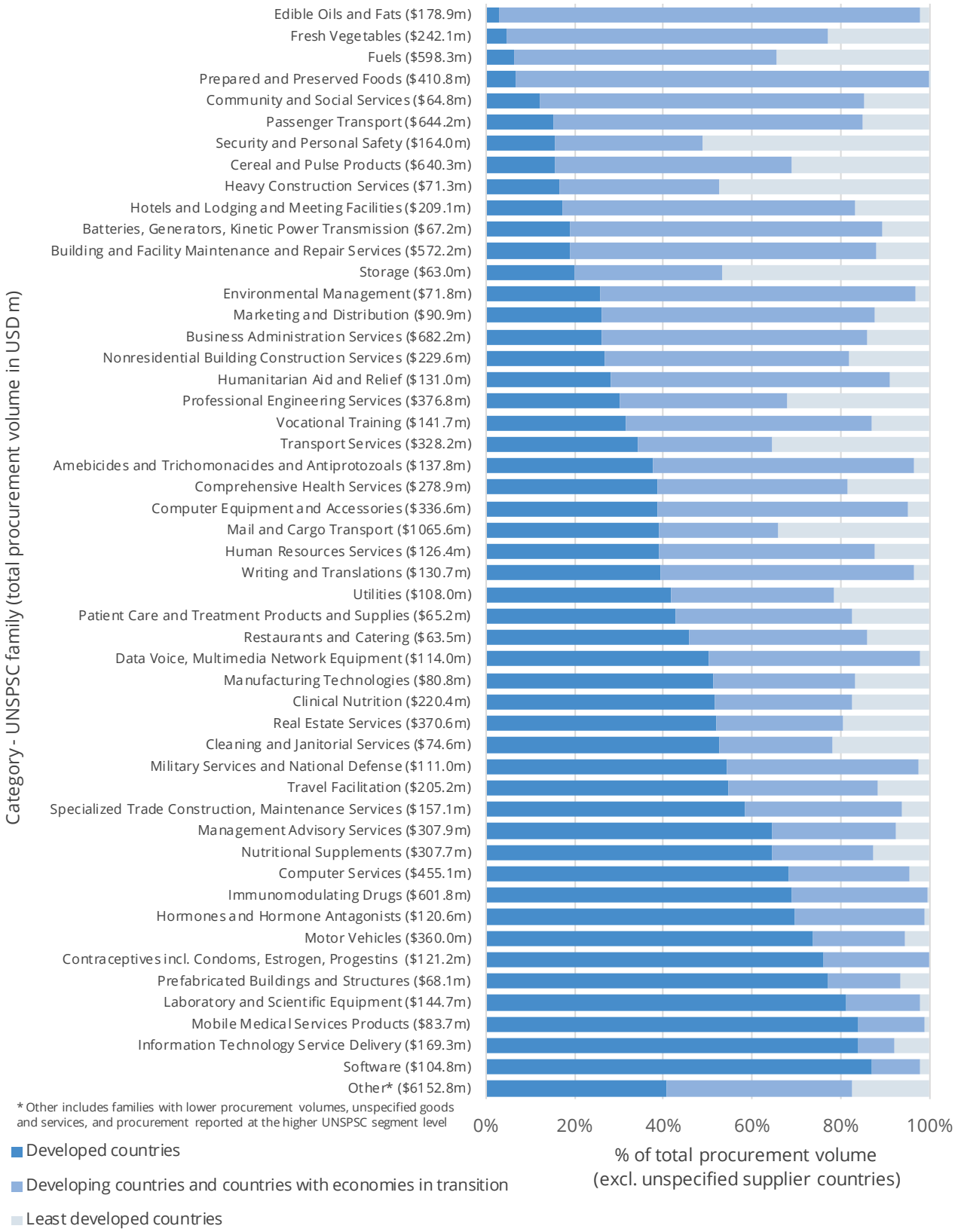

When looking at the proportion of spend, *Security and Personal Safety* was the UNSPSC family in 2017 with the highest proportion of spend in LDCs (51.0 per cent or $79 million), followed by *Heavy Construction Services* (47.2 per cent or $34 million). For developing countries and countries with economies in transition, the UNSPSC families with the highest proportion of procurement volume were *Edible Oils and Fats* (94.9 per cent or $170 million) and *Prepared and Preserved Foods* (93.1 per cent or $382 million).

Procurement from least developed countries

The UN has placed increased focus on LDCs since their official classification by the UN General Assembly in 1971. These countries are the most vulnerable and disadvantaged members of the UN. In 2015, the ASR began reporting on procurement by UN organizations from suppliers in LDCs.

LDC procurement by country

Table 2.1 and Table 2.2 show the LDCs with which UN organizations have reported procurement in 2016 and 2017. Yemen and Sudan had the biggest procurement volume increases ($326 million and $81 million respectively). Yemen surpassed Ethiopia as the top LDC supplier country by procurement volume in 2017. The increase in procurement from suppliers in Yemen was driven primarily by UNICEF, as described earlier. In the case of Sudan, the increase was driven by WFP ($51 million), UNPD ($13 million) and UNDP ($13 million) mainly in *Cereal and Pulse Products* ($37 million), *Fuels* ($11 million), *Mail and Cargo Transport* ($10 million).

Table 2.1 – LDCs supplying UN organizations, 2016 and 2017 (2017 procurement volume above $50 million)

Supplier country	Total 2016 (USD m)	Total 2017 (USD m)	Total change 2016-2017 (%)
Yemen	107.9	433.6	301.8%
Ethiopia	249.1	263.2	5.6%
Sudan	176.2	257.7	46.2%
South Sudan	178.7	204.1	14.2%
Uganda	122.2	193.6	58.3%
Afghanistan	189.2	177.9	-5.9%
Democratic Republic of the Congo	144.7	139.1	-3.9%
Senegal	95.1	129.6	36.3%
Somalia	63.7	87.1	36.7%
Myanmar	57.5	87.0	51.4%
Mali	111.8	83.7	-25.2%
Bangladesh	42.5	68.1	60.4%
Niger	53.7	67.7	26.1%
Chad	67.1	64.7	-3.6%
United Republic of Tanzania	57.5	64.6	12.4%
Rwanda	31.6	64.6	104.6%
Haiti	61.5	58.7	-4.6%
Malawi	71.6	55.0	-23.2%
Zambia	42.6	51.1	19.9%
Central African Republic	41.3	50.3	21.7%
Least Developed Countries total	**2,400.4**	**3,036.6**	**26.5%**
UN total	**17,712.5**	**18,622.7**	**5.1%**

Table 2.2 – LDCs supplying UN organizations, 2016 and 2017 (2017 procurement volume below $50 million)

Supplier country	Total 2016 (USD m)	Total 2017 (USD m)	Total change 2016-2017 (%)
Nepal	42.6	44.8	5.3%
Madagascar	39.2	44.1	12.7%
Mozambique	49.1	42.4	-13.6%
Togo	10.4	37.3	259.2%
Liberia	37.8	36.5	-3.4%
Burkina Faso	34.8	31.5	-9.4%
Sierra Leone	29.5	26.0	-11.8%
Burundi	27.4	25.7	-6.3%
Guinea	32.2	18.8	-41.7%
Djibouti	19.8	18.1	-8.3%
Cambodia	16.1	15.6	-2.8%
Mauritania	10.2	12.9	26.8%
Angola	9.2	12.8	38.2%
Lao People's Democratic Republic	10.3	12.7	22.8%
Benin	19.3	11.3	-41.4%
Lesotho	6.9	8.1	16.2%
Timor-Leste	8.4	7.9	-6.3%
Guinea-Bissau	7.8	6.9	-11.5%
Gambia	6.0	6.6	9.8%
Solomon Islands	4.5	4.0	-11.8%
Eritrea	2.5	2.9	13.4%
Bhutan	1.6	2.0	25.2%
Comoros	3.0	1.7	-44.2%
Sao Tome and Principe	1.7	1.4	-20.0%
Vanuatu	1.9	0.7	-63.9%
Kiribati	0.5	0.2	-62.1%
Tuvalu	0.0	0.1	570.7%
Least Developed Countries total	**2,398.3**	**3,034.3**	**26.5%**
UN total	**17,712.5**	**18,622.7**	**5.1%**

Other LDCs that experienced notable changes in procurement volume include Uganda, Rwanda, Mali and Malawi. Procurement from suppliers in Uganda and Rwanda rose $71 million (58.3 per cent) and $33 million (105 per cent) respectively from 2016 to 2017, primarily due to increased expenditure on *Food and Beverage Products* by WFP, and in the case of Uganda also on *Transportation, Storage, Mail Services* by the same organization. However, procurement from Mali fell $28 million (25.2 per cent) and $17 million in Malawi (23.2 per cent) due to decreased procurement volume from UNPD and WFP, respectively.

LDC procurement by organization

Figure 2.6 shows the proportion of total procurement volume from LDCs in 2016 and 2017 for the top ten UN organizations by total procurement volume. The UN average procurement proportion from suppliers in LDCs increased from 14.0 per cent in 2016 to 16.9 per cent in 2017. This was influenced by increased expenditure with LDC suppliers from the largest five organizations by procurement volume.

WFP procured an additional $373 million from LDC suppliers in 2017 compared to 2016, and was the largest procurer from LDCs by volume (total $1.0 billion in 2017). This was helped by increased expenditure on *Transportation, Storage, Mail Services* (increased 84.8 per cent to $434 million in 2017), *Food and Beverage Products* ($300 million in LDCs in 2017, compared to $170 million in 2016), and *Fuels* (increased from $90 million in 2016 to $104 million in 2017).

Despite an overall decline in procurement of $57 million, UNICEF spent an additional $197 million with LDC suppliers in 2017 compared to 2016, translating to an increase in spend with LDC suppliers as a proportion of the total UNICEF procurement volume from 11.3 per cent to 17.3 per cent. This was primarily due to an additional $196 million spend on *Financial and Insurance Services* in Yemen compared to 2016, as well as increased expenditure on educational equipment and *Management and Business Professionals*. This increase was offset somewhat by a reduction of $30.1 million expenditure on *Building and Maintenance Services*.

Figure 2.6 – Proportion of organizations' procurement volume from least developed countries, 2016–2017 (top 10 organizations by total procurement volume)

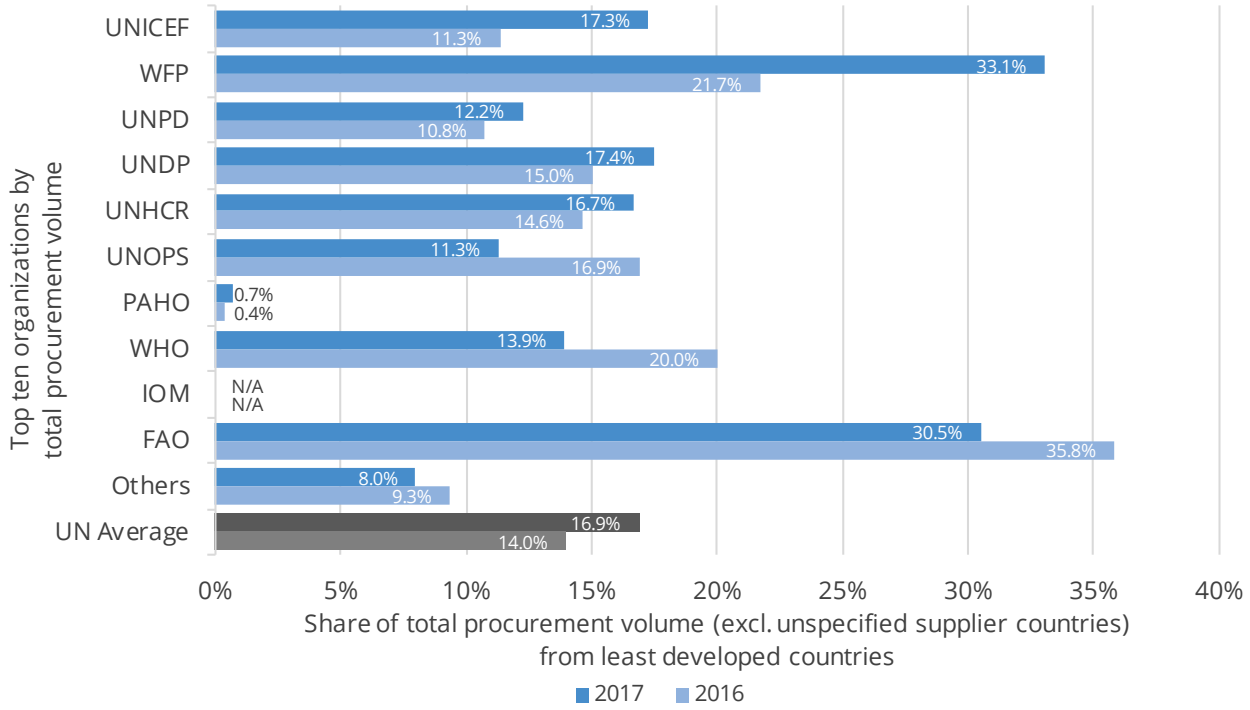

Meanwhile, the procurement from suppliers in LDCs by UNOPS dropped from 16.9 per cent to 11.3 per cent of the organization's procurement from 2016 to 2017. This was due to reduced procurement volume in Somalia ($10 million less), Afghanistan ($9.1 million reduction) and Democratic Republic of the Congo (down from $9.7 million to $2.5 million) in particular; however, procurement volume in Myanmar increased by $15 million.

WHO's procurement from suppliers in LDCs decreased from $151 million in 2016 to $93 million in 2017. This was a result of decreased expenditure on *Healthcare Services* ($35 million or 42.0 per cent less) in a number of LDCs including Ethiopia, Afghanistan and Democratic Republic of the Congo, and on *Accounting and Bookkeeping Services* ($16 million reduction compared to 2016), particularly in Afghanistan.

FAO remained the largest procurer from LDCs in terms of the proportion of total procurement volume,[21] but the proportion reduced from 35.8 per cent in 2016 to 30.5 per cent (its procurement from LDCs increased $0.4 million in the context of an increase of $54 million across all countries).

LDC procurement by category

Table 2.3 shows the UNSPSC segments that recorded the highest procurement volume from suppliers in LDCs in 2017. The top ten segments accounted for 76.1 per cent of the total volume procured from LDC suppliers (increasing from 73.6 per cent in 2016).

The *Transportation, Storage, Mail Services* segment was the largest, with $646 million or 21.3 per cent of total spend in LDCs. Spend in this segment increased $204 million from 2016 to 2017, and $199 million of this increase was attributed to WFP. The second highest spend was on *Food and Beverage Products*, which increased $127 million or 72.7 per cent, again driven primarily by WFP.

Financial and Insurance Services joined the top ten list in 2017 with $216 million procurement from LDCs. $198 million of this was procured by UNICEF. By contrast, spend in the *Healthcare Services* segment dropped 36.6 per cent to $57 million from 2016 to 2017, meaning it fell just outside the top ten UNSPSC families from LDCs in 2017.

Table 2.3 – Top ten categories of goods and services procured from least developed countries, 2017

Category (UNSPSC segment)	Total 2017 (USD m)	Share of LDC total 2017 (%)
Transportation, Storage, Mail Services	646.1	21.3%
Food and Beverage Products	301.8	9.9%
Management and Administrative Services	248.3	8.2%
Building and Maintenance Services	237.7	7.8%
Financial and Insurance Services	216.1	7.1%
Fuels and Lubricants etc.	213.5	7.0%
Engineering and Research Services	194.7	6.4%
Public Order and Security Services	96.6	3.2%
Travel, Food and Lodging	89.5	3.0%
Medical Equipment	65.7	2.2%
Top 10 total	**2,310.0**	**76.1%**
Least Developed Countries total	**3,034.3**	

21 With the exception of UNAKRT, which while procuring 69.0 per cent of its procurement volume from suppliers in LDCs, the organization had the lowest procurement volume of all organizations in 2017 ($1.1 million).

03

PROCUREMENT BY SECTORS AND CATEGORIES OF GOODS AND SERVICES

PROCUREMENT BY SECTORS AND CATEGORIES OF GOODS AND SERVICES

The Annual Statistical Report collects information from participating organizations about the nature of goods and services procured based on the United Nations Standard Products and Services Code® (UNSPSC). For 2017, 80.8 per cent of all reported UN procurement was submitted at a minimum of UNSPSC family level.[22] This is an improvement from 2016 where 71.2 per cent of the data was provided at this level. However, the remaining 19.2 per cent of reported data in 2017 still remains on a more general level and will be displayed with the UNSPSC segment title.

Procurement sectors refer to groupings of goods and services that are aligned with areas of focus for the UN. Each sector includes goods and services categories from different UNSPSC segments and families. Figure 3.1 shows the distribution of 2017 UN system procurement by sector.

Figure 3.1 – Distribution of UN procurement by sector (USD millions), 2017

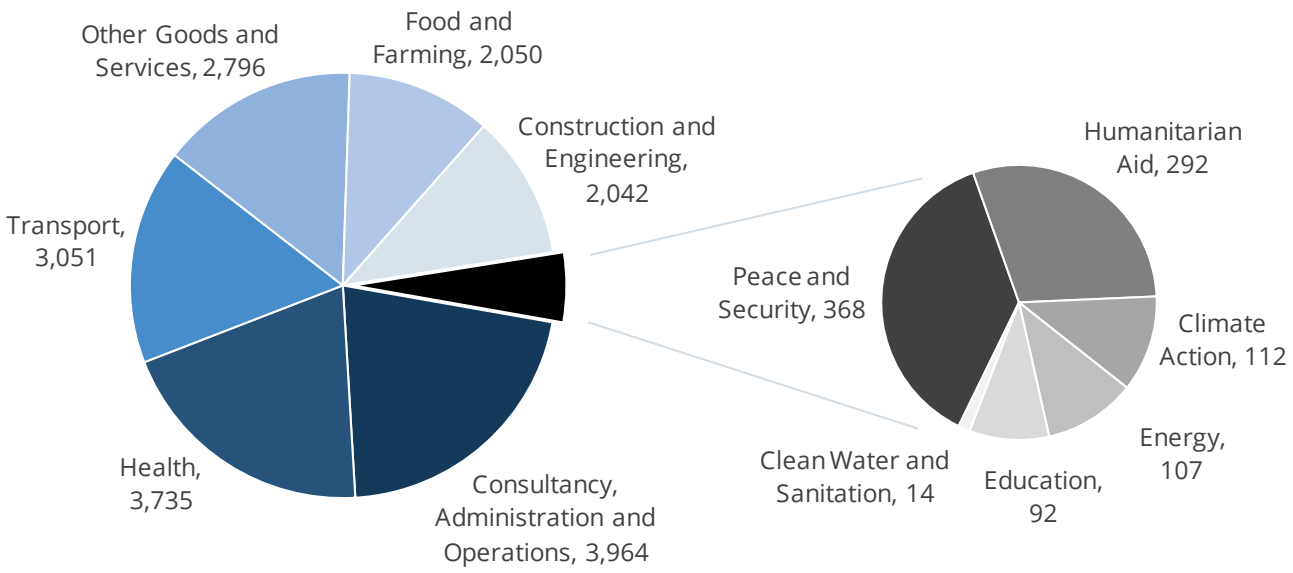

Combined, the five largest sectors of procurement accounted for 79.7 per cent (80.1 per cent in 2016) of total procurement in the UN system in 2017.

In 2017, the *Consultancy, Administration and Operations* sector increased its share of total UN procurement by 2.8 percentage points ($685 million) compared to 2016, surpassing the *Health* sector to be the largest in terms of procurement volume. The sector, which includes goods and services procured for administrative services or operations support to UN activities, represented 21.3 per cent of total UN procurement.

22 The UNSPSC category classification system categorizes goods and services following a four level hierarchy. 'Family' designates the second highest level of categorization, which classifies goods and services into more than 500 categories. Twenty two per cent of data was provided at the UNSPSC commodity level, the most specific UNSPSC level used for the purposes of the ASR.

Table 3.1 – Procurement by sector, 2017

Sector	Total 2017 (USD m)	Share of UN total 2017 (%)
Consultancy, Administration and Operations	3,964.1	21.3%
Health	3,734.8	20.1%
Transport	3,051.2	16.4%
Other Goods and Services	2,795.7	15.0%
Food and Farming	2,050.5	11.0%
Construction and Engineering	2,042.4	11.0%
Peace and Security	367.7	2.0%
Humanitarian Aid	292.4	1.6%
Climate Action	111.6	0.6%
Energy	106.6	0.6%
Education	92.1	0.5%
Clean Water and Sanitation	13.7	0.1%
UN total	**18,622.7**	

The *Health* sector diminished its share in the total UN procurement from 22.4 per cent in 2016 ($4.0 billion) to 20.1 per cent ($3.7 billion). The drop was mainly related to a reduction in procurement of *Pharmaceuticals, Contraceptives and Vaccines* and *Comprehensive Health Services.*

Transport, which includes both transport services and motor vehicles, continued to be the third largest procurement sector for UN organizations. The sector increased its share in total UN procurement from 16.2 per cent in 2016 to 16.4 per cent in 2017 – an increase of $175 million.

The *Food* and *Farming sector* (food, beverage, live plants and animals, farming accessories and services) had a minor decrease both in its total volume (a reduction of $11 million or 0.5 per cent) and in the total share of UN procurement (from 11.6 per cent to 11.0 per cent).

The fifth largest sector was *Construction and Engineering* (construction supplies and services, engineering services, structures). The sector had a minor increase in the procurement volume ($45 million), but a decrease in its share of total UN procurement (down 0.3 percentage points to 11.0 per cent).

The *Peace and Security* sector had a significant reduction. Total procurement volume went from $585 million in 2016 to $368 million in 2017, lowering its share of total UN procurement by 1.3 percentage.

The remaining five sectors (*Humanitarian Aid, Climate Action, Energy, Education, and Clean Water and Sanitization*) collectively increased their aggregate participation in total UN procurement by 0.2 percentage points in 2017.

The *Other Goods and Services* sector, which refers to goods and services that are not included within the previous categories, totalled $2.8 billion for 2017.

Consultancy, Administration and Operations

The *Consultancy, Administration and Operations* sector includes goods and services either directly procured in relation to ongoing programmes and projects, or for administrative services or operational support to UN activities.

In 2017, the sector increased its share to be the largest procurement sector of UN organizations procurement (from 18.5 to 21.3 per cent). The growth was driven by the addition of IMF as an ASR reporting organization ($148 million in this sector) and increased procurement in the sector by UNICEF (from $316 million to $546 million) and UNHCR (from $412 million to $515 million). This growth was mainly attributed to increased procurement in the *Financial and Insurance Services* (from $202 million to $438 million) and *Engineering and Research Services* (from $534 million to $725 million) UNSPSC segments.

Figure 3.2 – Top five categories at the UNSPSC segment level within the *Consultancy, Administration and Operations* sector, 2017 (USD million)

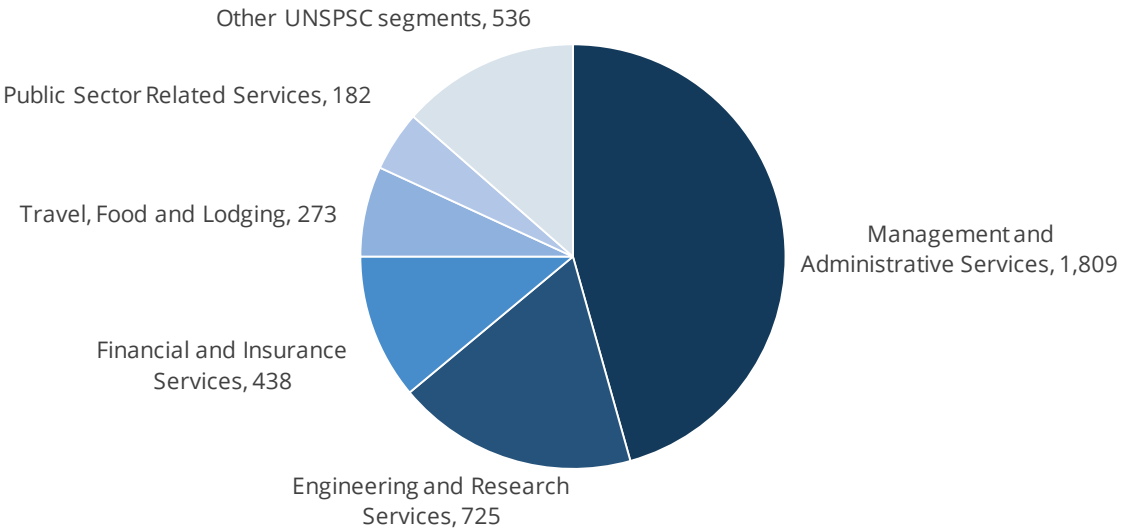

Within the *Consultancy, Administration and Operations* sector, the top ten categories reported at a UNSPSC family level represented 67.1 per cent of total procurement within the sector (Table 3.2). The main categories were *Business Administration Services* (17.2 per cent of sector procurement), *Computer Services* (11.5 per cent), *Real Estate Services* (9.4 per cent), *Management Advisory Services* (7.8 per cent). There was also considerable spend reported at the segment level, including *Financial and Insurance Services* (6.0 per cent), as well as *Management and Administrative Services* (5.3 per cent). For procurement in the *Business Administration Services* UNSPSC family, UNHCR was the largest procuring organization, with $306 million in this category in 2017 (44.9 per cent of all procurement within this category).

Table 3.2 – Top ten categories at UNSPSC family level within the *Consultancy, Administration and Operations* sector, 2017

Category (UNSPSC family)	Total 2017 (USD m)	Largest organization	Organization amount (USD m)	Organization share (%)
Business Administration Services	682.2	UNHCR	306.1	44.9%
Computer Services	455.1	UNPD	134.0	29.4%
Real Estate Services	370.6	UNPD	126.9	34.2%
Management Advisory Services	307.9	IMF	73.2	23.8%
Hotels and Lodging and Meeting Facilities	209.1	UNDP	41.8	20.0%
Information Technology Service Delivery	169.3	UNPD	78.3	46.3%
Vocational Training	141.7	UNDP	71.2	50.2%
Human Resources Services	126.4	PAHO	46.2	36.5%
Utilities	108.0	UNPD	25.3	23.5%
Marketing and Distribution	90.9	UNHCR	62.8	69.0%
Top 10 total	**2,661.3**		**965.7**	
Reported at segment level only	**560.3**			
Sector total	**3,964.1**			

Five UN organizations were responsible for 61.2 per cent of procurement in the *Consultancy, Administration and Operations* sector (Table 3.3). The largest procuring organization in this sector was UNDP, responsible for $699 million or 17.6 per cent of total sector procurement. The second largest procuring organization in the sector was UNICEF, which recorded an increase in procurement volume of 73 per cent compared to 2016, mainly in UNSPSC segment *Financial and Insurance Services* procured from Yemen ($197 million) and Zimbabwe ($15 million). UNHCR also increased its procurement in the sector by 25.0 per cent compared to 2016, mainly in UNSPSC family *Business Administration Services* procured from Jordan ($99 million), Turkey ($45 million) and Iraq ($28 million). UNPD reduced its procurement in the sector by 9.1 per cent.

Table 3.3 – Top five UN organizations within the *Consultancy, Administration and Operations* sector, 2017

Organization	Total 2017 (USD m)	Share of sector total (%)
UNDP	698.8	17.6%
UNICEF	546.3	13.8%
UNHCR	514.8	13.0%
UNPD	483.0	12.2%
WFP	184.6	4.7%
Top 5 total	**2,427.5**	**61.2%**
Sector total	**3,964.1**	

Thirty–six per cent of procurement in the *Consultancy, Administration and Operations* sector came from five countries (Table 3.4). The main country of supply for the sector was the United States of America, which maintained its share of the sector total but increased its total amount by $140 million (after the addition of $148 million by IMF and the decrease of other organizations). Switzerland also maintained its share of the sector total and increased its total amount by $48 million influenced by an increase in WHO procurement of $30 million). Yemen had a

significant growth in the sector going from $18 million to $228 million, due to UNICEF procurement noted earlier. Jordan doubled its procurement volume for the sector ($183 million). The United Kingdom of Great Britain and Northern Ireland dropped its total procurement volume by $24 million.

Table 3.4 – Top five supplier countries within the *Consultancy, Administration and Operations* sector, 2017

Supplier country	Total 2017 (USD m)	Share of sector total (%)
United States of America	643.3	16.2%
Switzerland	242.7	6.1%
Yemen	227.5	5.7%
Jordan	182.9	4.6%
United Kingdom of Great Britain and Northern Ireland	137.0	3.5%
Top 5 total	**1,433.4**	**36.2%**
Sector total	**3,964.1**	

Health

In 2017, *Health* became the second largest sector of UN procurement by volume ($3.7 billion), surpassed by the *Consultancy, Administration and Operations* sector. Spend in the *Health* sector reduced by $230 million representing 5.8 per cent in volume terms compared to 2016. The change was mainly due to reduced procurement in the segment by UNICEF (from $2.2 billion in 2016 to $1.9 million in 2017), influenced by price savings in the procurement of vaccines.

Figure 3.3 – Categories at the UNSPSC segment level within the *Health* sector, 2017 (USD million)

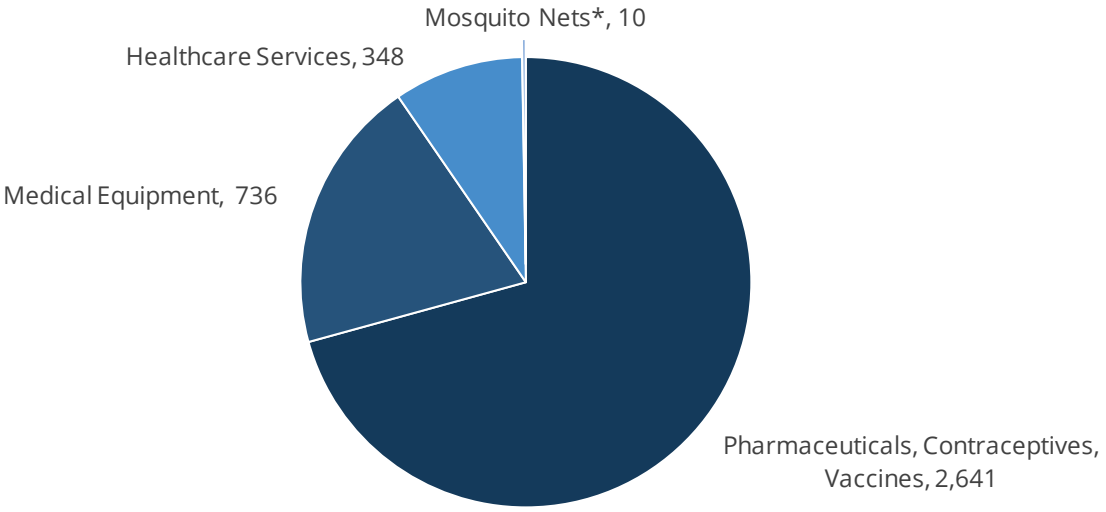

** Mosquito nets is a UNSPSC family within UNSPSC segment Sports and Recreational Equipment; however, for the purposes of the ASR it is reported within the Health sector.*

Fifty per cent of *Health* sector procurement volume was reported only at a UNSPSC segment level, of which 91.9 per cent was UNICEF's *Health* procurement. *Pharmaceuticals, Contraceptives, Vaccines* continued to be the top UNSPSC segment with 70.7 per cent of overall *Health* UN procurement. *Medical Equipment* increased $120 million compared to 2016 and the procurement volume of *Healthcare Services* and *Mosquito Nets* decreased by $130 million and $12 million respectively.

For the remaining data, which was reported at a minimum of UNSPSC family level, the top ten Health categories are shown in Table 3.5 *Immunomodulating Drugs* was the top family with 16.1 per cent of the overall *Health* procurement, more than twice the size of any other single category. The next top categories were *Comprehensive Health Services* (7.5 per cent), *Clinical Nutrition* (5.9 per cent), *Amebicides and Trichomonacides and Antiprotozoals* (3.7 per cent) and *Contraceptives incl. Condoms, Estrogen, Progestins* (3.2 per cent).

Table 3.5 – Top ten categories at UNSPSC family level within the *Health* sector, 2017

Category (UNSPSC family)	Total 2017 (USD m)	Largest organization	Organization amount (USD m)	Organization share (%)
Immunomodulating Drugs	601.8	PAHO	570.4	94.8%
Comprehensive Health Services	278.9	WHO	254.3	91.2%
Clinical Nutrition	220.4	UNICEF	220.1	99.8%
Amebicides and Trichomonacides and Antiprotozoals	137.8	UNDP	106.7	77.4%
Contraceptives incl. Condoms, Estrogen, Progestins	121.2	UNFPA	120.2	99.2%
Hormones and Hormone Antagonists	120.6	UNDP	114.9	95.3%
Mobile Medical Services Products	83.7	WHO	39.6	47.4%
Patient Care and Treatment Products and Supplies	65.2	UNDP	34.5	52.9%
Antiviral Drugs	46.0	PAHO	45.9	99.7%
Medical Facility Products	41.2	UNDP	19.4	47.0%
Top 10 total	**1,716.7**		**1,526.0**	
Reported at segment level only	**1,863.8**			
Sector total	**3,734.8**			

Five UN organizations were responsible for 92.1 per cent of procurement in the *Health* sector in 2017 (Table 3.6). Even though UNICEF reduced its *Health* procurement from $2.2 billion in 2016 to $1.9 billion in 2017, it remained the largest procuring organization in this sector, with more than half of the sector volume (51.7 per cent). UNICEF's procurement of *Pharmaceuticals, Contraceptives and Vaccines* reduced by $322 million to $1.5 billion from 2016 to 2017. While there was a slight decline in the number of vaccine doses procured in 2017, (2.44 billion doses in 2017 compared to 2.5 billion doses in 2016, a 2 per cent decrease), a significant proportion of the decrease procurement volume was attributed to cost savings realized in the procurement of vaccines.

Three organizations within the top five increased their procurement volume in this sector from 2016 to 2017. PAHO experienced increases both in volume ($21 million) and in the share of the sector total – from 16.2 per cent in 2016 to 17.8 per cent in 2017. UNDP increased its procurement volume from $224 million in 2016 to $317 million in 2017, mainly in *Hormones and Hormones Antagonists* (with an increase of $85 million). UNFPA increased its procurement volume from $133 million in 2016 to $152 million in 2017 to displace UNOPS as the fifth largest UN organization within the *Health* sector.

WHO decreased its procurement volume of *Comprehensive Health Services* from $390 million in 2016 to $254 million in 2017, while its procurement in the sector overall reduced by $109 million.

Table 3.6 – Top five UN organizations within the *Health* sector, 2017

Organization	Total 2017 (USD m)	Share of sector total (%)
UNICEF	1,932.7	51.7%
PAHO	663.1	17.8%
WHO	373.5	10.0%
UNDP	316.8	8.5%
UNFPA	152.0	4.1%
Top 5 total	**3,438.1**	**92.1%**
Sector total	**3,734.8**	

In 2017, 62.5 per cent of procurement volume in the *Health* sector came from five countries – the same five countries as in 2016 (Table 3.7). The top three had a reduction in their procurement volume mainly because of reduced procurement volume from UNICEF. India, the largest *Health* supplier country, decreased its supplied volume from $804 million in 2016 to $700 million in 2017; Belgium decreased its supplied volume from $754 million to $587 million; and the United States of America also decreased from $508 million to $432 million. On the other hand, France and Netherlands increased their supplied volume by $39 million (of which $30 million was from UNICEF) and $26 million (driven by WHO and PAHO), respectively.

Table 3.7 – Top five supplier countries within the *Health* sector, 2017

Supplier country	Total 2017 (USD m)	Share of sector total (%)
India	700.2	18.7%
Belgium	587.1	15.7%
United States of America	431.9	11.6%
France	308.5	8.3%
Netherlands	308.0	8.2%
Top 5 total	**2,335.8**	**62.5%**
Sector total	**3,734.8**	

Transport

Transport sector procurement increased by $175 million from 2016 to 2017. The UNSPSC segments within the sector that drove the increase were *Travel Services*[23] ($191 million) and *Motor Vehicles and Parts* ($69 million). On the other hand, the *Transportation, Storage, Mail Services* segment decreased by $85 million.

23 Travel services refers only to services within the 90000000 – Travel, Food and Lodging segment that are related to travel services.

Figure 3.4 – Categories within the *Transport* sector, 2017 (USD million)

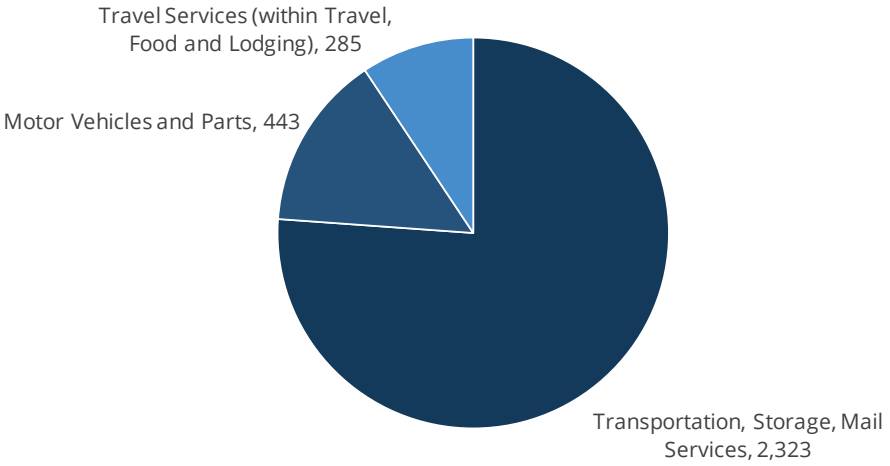

Within this sector, 91.5 per cent of the volume was reported at a minimum of UNSPSC family level. The top ten categories reported at a UNSPSC family level represent 91.1 per cent of total *Transport* sector procurement (Table 3.8). *Mail and Cargo Transport* continued to be the leading category with a small increase compared to 2016 volume (a total increase of $56 million with a large proportion of this attributable to UNHCR). *Passenger Transport* procurement dropped $150 million mainly because UNPD changed the reporting approach to the *Travel Facilitation* category ($91 million). The *Motor Vehicles* category increased by $76 million from 2016 to 2017, mainly due to UNOPS procurement for non-government organizations, national governments and other partners (an increase of $25 million). Other organizations that increased expenditure on *Motor Vehicles* were UNHCR ($17 million increase), UNPD ($16 million increase) and UNDP ($14 million increase). Procurement in the *Transport Services* category increased by $71 million from 2016, mostly due to WFP spending an additional $55 million under the category.

Table 3.8 – Top ten categories at UNSPSC family level within the *Transport* sector, 2017

Category (UNSPSC family)	Total 2017 (USD m)	Largest organization	Organization amount (USD m)	Organization share (%)
Mail and Cargo Transport	1,065.6	WFP	789.0	74.0%
Passenger Transport	644.2	UNPD	465.5	72.3%
Motor Vehicles	360.0	UNOPS	106.7	29.6%
Transport Services	328.2	WFP	162.0	49.4%
Travel Facilitation	205.2	UNPD	91.5	44.6%
Storage	63.0	WFP	38.3	60.7%
Transportation Components and Systems	40.1	UNPD	17.8	44.3%
Transportation Repair or Maintenance Services	34.0	WFP	13.3	39.0%
Material Packing and Handling	28.5	WFP	19.1	66.9%
Transportation Services Equipment	11.6	UNPD	9.7	83.4%
Top 10 total	**2,780.6**		**1,712.7**	
Reported at segment level only	**259.4**			
Sector total	**3,051.2**			

Five UN organizations were responsible for 78.9 per cent of *Transport* sector procurement (Table 3.9). WFP and UNPD continued to be in the top two of sector procurement with similar volumes to 2016. UNICEF had a decrease of $36 million compared to 2016; UNDP had a slight increase of $6 million and UNOPS had a significant increase of its procurement volume of $44 million, mainly in the *Transport Services* and *Motor Vehicles* categories.

Table 3.9 – Top five UN organizations within the *Transport* sector, 2017

Organization	Total 2017 (USD m)	Share of sector total (%)
WFP	1,065.4	34.9%
UNPD	777.1	25.5%
UNICEF	210.0	6.9%
UNDP	181.0	5.9%
UNOPS	172.6	5.7%
Top 5 total	**2,406.2**	**78.9%**
Sector total	**3,051.2**	

Within the Transport sector, 32.2 per cent of the UN procurement volume was sourced from five supplier countries (Table 3.10). The top sector volume came from Russian Federation suppliers with $223 million, a small reduction from 2016 ($237 million). The procurement volume from suppliers in Denmark dropped $34 million after OPCW, UNICEF and UNHCR reduced their procurement spent by $30 million, $18 million and $8 million, respectively, while UNPD and UNDP increased theirs, by $17 million and $14 million, respectively. Procurement volume from the United States of America, Kenya and the United Kingdom of Great Britain and Northern Ireland increased by $61 million (of which $50 million was from WFP), $96 million ($42 million from WFP) and $44 million, respectively ($52 million from WFP).

Table 3.10 – Top five supplier countries within the *Transport* sector, 2017

Supplier country	Total 2017 (USD m)	Share of sector total (%)
Russian Federation	222.5	7.3%
Denmark	220.8	7.2%
United States of America	209.6	6.9%
Kenya	196.1	6.4%
United Kingdom of Great Britain and Northern Ireland	134.0	4.4%
Top 5 total	**982.9**	**32.2%**
Sector total	**3,051.2**	

Food and Farming

There were no major changes in the *Food and Farming* sector from 2016. The sector had a small decrease of $11 million from 2016 to 2017, WFP and UNPD continued to be the main buyers of *Food and Farming* goods and services. *Food and Beverage Products* segments continued to represent 92.4 per cent of total sector procurement with a small increase of $2.6 million from 2016. The *Live Plant and Animal Material* segment had an overall decrease of $15 million due to the reduction of PAHO procurement from $20 million to $0.1 million.

In 2017, the percentage of data reported at a minimum of UNSPSC family level increased from 33.9 per cent to 99.7 per cent. This was due to WFP providing data with more detailed product coding. This allows for greater insight into procurement in the sector in 2017, and will allow for more detailed trend analysis in future reports.

Figure 3.5 – Categories at the UNSPSC segment level within the Food and Farming sector, 2017 (USD million)

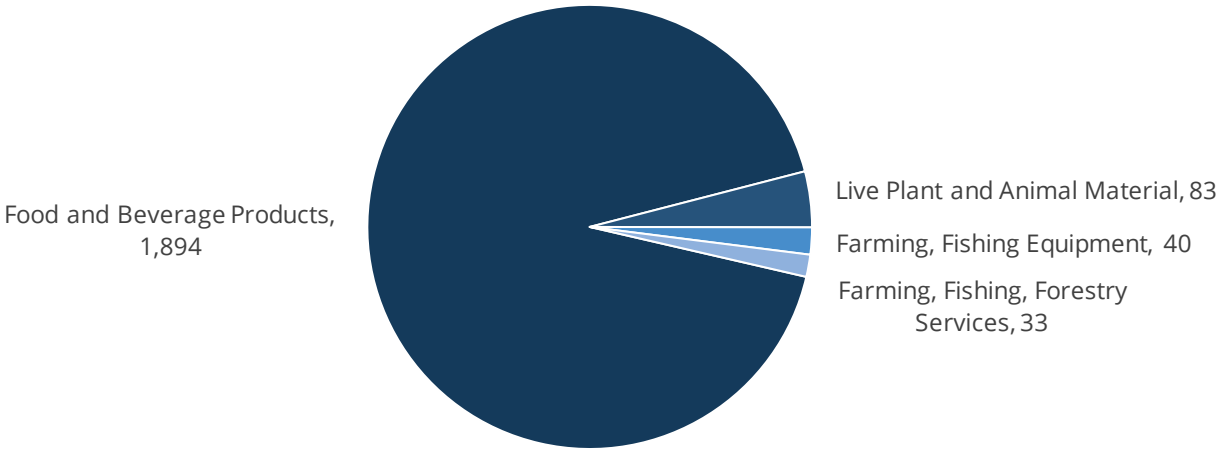

Table 3.11 shows the top ten categories at the UNSPSC family level for the *Food and Farming* sector in 2017. *Cereal and Pulse Products* was the top category with $640 million, 94.2 per cent of which was procured by WFP. The second largest category was *Prepared and Preserved Foods* with $411 million, of which $400 million was procured by UNPD. The third and fourth largest categories were *Nutritional Supplements* ($308 million) and *Fresh Vegetables* ($242 million – almost all of which was procured by WFP).

Table 3.11 – Top ten categories at UNSPSC family level within the *Food and Farming* sector, 2017

Category (UNSPSC family)	Total 2017 (USD m)	Largest organization	Organization amount (USD m)	Organization share (%)
Cereal and Pulse Products	640.3	WFP	603.1	94.2%
Prepared and Preserved Foods	410.8	UNPD	399.7	97.3%
Nutritional Supplements	307.7	WFP	307.5	99.9%
Fresh Vegetables	242.1	WFP	241.9	99.9%
Edible Oils and Fats	178.9	WFP	169.1	94.5%
Chocolate and Sugars and Sweeteners and Confectionary Products	38.6	WFP	34.6	89.7%
Dairy Products and Eggs	36.4	WFP	23.2	63.9%
Seeds and Bulbs and Seedlings and Cuttings	34.9	FAO	33.5	96.1%
Agricultural and Forestry and Landscape Machinery and Equipment	32.5	UNDP	16.9	51.8%
Water Resources Development and Oversight	17.6	FAO	9.0	51.0%
Top 10 total	**1,939.8**		**1,838.5**	
Reported at segment level only	**6.8**			
Sector total	**2,050.5**			

The organizations procuring in the *Food and Farming* sector, and the concentration of spend with the top five organizations, remained the same in 2017 as in 2016. Five UN organizations procured almost all (98.3 per cent) of the goods and services in the sector (Table 3.13). WFP and UNRWA had slight increases of $38 million and $4.7 million, respectively. UNPD, FAO and UNDP all decreased procurement volume in the sector, with UNDP experiencing the largest reduction in percentage terms (reducing by 31.7 per cent).

Table 3.12 – Top five UN organizations within the *Food and Farming* sector, 2017

Organization	Total 2017 (USD m)	Share of sector total (%)
WFP	1,405.9	68.6%
UNPD	400.6	19.5%
FAO	94.2	4.6%
UNRWA	80.3	3.9%
UNDP	34.5	1.7%
Top 5 total	**2,015.6**	**98.3%**
Sector total	**2,050.5**	

In 2017, *Food and Farming* sector procurement was less concentrated in the top five supplier countries than in 2016. In 2016, the top five supplier countries accounted for 51.7 per cent of sector procurement volume, while in 2017 this reduced to 41.5 per cent. Turkey continued to be the top sector supplier; however, its total volume reduced by $226 million (WFP had a reduction of $228 million, offset by a small combined increase by FAO and UNRWA of $2.5 million). The United Arab Emirates had a slight decrease of $17 million in their supplied volume. Procurement from suppliers in Panama was $26 million higher than in 2016, of which $25 million was for *Prepared and Preserved Foods* procured by UNPD. Singapore and Nigeria increased their supplied volume to surpass France and Italy as the fourth and fifth largest sector suppliers. Singapore increased its supplied volume from less than a million to $98 million, of which WFP procured $97 million. Nigeria went from supplying $38 million in 2016 to $94 million in 2017 in the sector (WFP and FAO increased their procurement from Nigeria by $50 million and $7 million, respectively, compared to 2016).

Table 3.13 – Top five supplier countries within the *Food and Farming* sector, 2017

Supplier country	Total 2017 (USD m)	Share of sector total (%)
Turkey	266.3	13.0%
United Arab Emirates	255.6	12.5%
Panama	136.2	6.6%
Singapore	97.7	4.8%
Nigeria	94.3	4.6%
Top 5 total	**850.1**	**41.5%**
Sector total	**2,050.5**	

Construction and Engineering

Given the nature of activities in the *Construction and Engineering* sector, procurement in this sector can change dramatically from year to year. While the total procurement volume for the sector remained almost constant at $2.0 billion in 2017 compared to 2016, there were changes in the top procuring organizations and top supplier countries.

In 2017, at the UNSPSC segment level, *Building and Maintenance Services* continued to be the top category with $1.3 billion (63.8 per cent of total sector procurement), an increase of $118 million from 2016 (Figure 3.6).

Figure 3.6 – Categories at the UNSPSC segment level within the *Construction and Engineering* sector, 2017 (USD million)

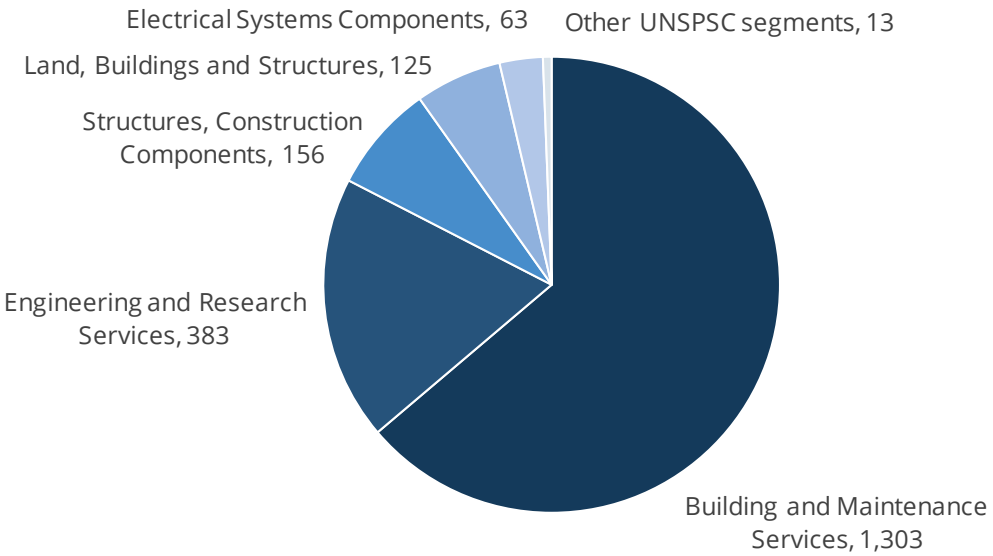

Table 3.14 – Top ten categories at UNSPSC family level within the *Construction and Engineering* sector, 2017

Category (UNSPSC family)	Total 2017 (USD m)	Largest organization	Organization amount (USD m)	Organization share (%)
Building and Facility Maintenance and Repair Services	572.2	IOM	190.7	33.3%
Professional Engineering Services	376.8	UNDP	266.2	70.6%
Nonresidential Building Construction Services	229.6	UNPD	63.5	27.7%
Specialized Trade Construction and Maintenance Services	157.1	UNPD	92.5	58.9%
Heavy Construction Services	71.3	UNOPS	33.3	46.7%
Prefabricated Buildings and Structures	68.1	UNPD	46.0	67.6%
Portable Buildings and Structures	35.1	UNPD	34.4	97.9%
Lamps and Lightbulbs and Lamp Components	28.9	UNHCR	27.5	95.1%
Residential Building Construction Services	24.6	UNRWA	12.7	51.5%
Structural Materials	24.6	UNHCR	23.2	94.4%
Top 10 total	**1,588.3**		**789.9**	
Reported at segment level only	**332.4**			
Sector total	**2,042.4**			

For 2017, 83.7 per cent of *Construction and Engineering* sector procurement was reported at a UNSPSC family level. The top ten categories reported at UNSPSC family level, shown in Table 3.14, represent 77.8 per cent of total UN organizations sector procurement. Procurement of *Building and Facility Maintenance and Repair Services* increased in volume by $244 million compared to 2016 (driven by UNDP and IOM with increases of $131 million and $102 million, respectively). There was an increase of $30 million on *Professional Engineering Services*, while the procurement volume for *Non–residential Building Construction Services* decreased $84 million, mainly because of the reduction of UNOPS procurement.

Five UN organizations were responsible for 74.1 per cent of the procurement volume in the *Construction and Engineering* sector, as shown in Table 3.15. UNDP increased its procurement volume by $269 million from 2016 to 2017, mainly in *Building and Facility Maintenance and Repair Services* procured from Iraqi suppliers (an increase of $123 million compared to 2016) and spend on *Professional Engineering Services* from suppliers in Senegal, Togo and Spain, which increased by $37 million, $23 million and $18 million, respectively. IOM also had a large increase ($73 million) mainly in *Building and Facility Maintenance* and *Repair Services* category. On the other hand, UNPD decreased its procurement volume by $92 million mainly in the *Prefabricated Buildings and Structures* category (decrease of $51 million). UNICEF had a slight decrease in its sector procurement from $267 million in 2016 to $248 million in 2017.

Table 3.15 – Top five UN organizations within the *Construction and Engineering* sector, 2017

Organization	Total 2017 (USD m)	Share of sector total (%)
UNDP	547.5	26.8%
UNPD	323.1	15.8%
UNICEF	247.8	12.1%
IOM	227.9	11.2%
UNOPS	167.6	8.2%
Top 5 total	**1,514.0**	**74.1%**
Sector total	**2,042.4**	

Thirty per cent of procurement in the *Construction and Engineering* sector came from five supplier countries (Table 3.16). Procurement in the sector from suppliers in Iraq more than quadrupled from $47 million in 2016 to $205 million in 2017, of which $164 million was procured by UNDP for the reconstruction of affected infrastructure in the country. UNPD, UNOPS and UNDP reduced procurement from suppliers in the United States of America by $39 million, $12 million and $9.4 million, respectively, but this was largely offset by the addition of $56 million in procurement by IMF, resulting in only a slight decrease in procurement from this country. Procurement from Lebanon and the United Arab Emirates remained stable from 2016 to 2017; however, there were notable changes in the procurement from individual organizations in those countries. There was a significant increase in procurement from suppliers in Senegal, with a total of $82 million of *Professional Engineering Services* procured by UNDP. Peru, the second largest sector supplier in 2016, had a significant decrease in its supplied volume after UNOPS completed a project there. The United Kingdom of Great Britain and Northern Ireland, the third largest supplier in 2016, had a decrease in 2017 sector supply due to UNPD and UNOG procurement reduction of $32 million and $31 million, respectively.

Table 3.16 – Top five supplier countries within the *Construction and Engineering* sector, 2017

Supplier country	Total 2017 (USD m)	Share of sector total (%)
Iraq	205.1	10.0%
United States of America	137.9	6.8%
Lebanon	94.5	4.6%
United Arab Emirates	92.7	4.5%
Senegal	83.0	4.1%
Top 5 total	**613.3**	**30.0%**
Sector total	**2,042.4**	

Other sectors

The *Peace and Security* sector totalled $368 million in 2017, $21 million or 37.1 per cent less than in 2016. Even though IMF added $18 million to the sector total, UNPD recorded $228 million less procurement in the sector due to a change in the way it reported *Security and Personal Safety Services* compared to 2016.

The *Humanitarian Aid* sector increased from $244 million in 2016 to $292 million in 2017. UNHCR was the largest procuring organization with $84 million, of which $79 million was allocated to *Humanitarian Aid and Relief* category. Lebanon was the largest category supplying $64 million (of which $58 million were for UNHCR and $5.3 million for ILO), an increase of $63 million from 2016.

The *Climate Action* sector had an increase of 33.7 per cent or $28 million from 2016 volume – a total of $112 million for 2017. The growth was driven by UNIDO, UNDP and UNOPS, which increased their procurement volumes in the sector by $14 million, $6.5 million and $3.6 million, respectively. The top sector supplier countries were China with $23 million, of which UNIDO procured $22 million of *Environmental Management Services*; and Mexico with $11 million, of which UNIDO procured $10 million of the same category.

The *Energy* sector decreased by $14 million or 11.9 per cent from 2016 volume– a total of $107 million for 2017. The overall decrease was the result of UNPD and UNOPS procurement reduction by $36 million and $10 million respectively; and the increase of UNDP by $21 million. Philippines was the top supplier country, with $26 million of *Batteries and Generators and Kinetic Power Transmission* procured by UNDP.

The *Education* category increased by $7.9 million or 9.4 per cent from 2016 volume – a total of $92 million for 2017. WFP, UNESCO and UNHCR were the UN organizations with the largest procurement volumes with $17 million, $17 million and $10 million, respectively. *Specialized Education Services* was the largest category with 52.5 per cent ($48 million) of total sector procurement. The United States of America was the largest supplier country with $8.8 million of mainly *Education and Training Services.*

The *Clean Water and Sanitization* sector totalled $14 million after a reduction of $8.9 million or 39.4 per cent from 2016 volume. The decrease was the result of a combination of UNPD procurement volume reduction – from $21 million in 2016 to $8.5 million in 2017 – and increased procurement by UNHCR and UNDP, by $1.7 million and $1.6 million, respectively.

Additionally, *Other goods and services* represented 15.0 per cent of the total in 2017, compared to 13.5 per cent in 2016. The increase was driven by a larger procurement of *Computer Equipment and Accessories, Laboratory* and *Scientific Equipment* and *Engineering and Research Services*. Table 3.17 shows a breakdown of the top UNSPSC families included in the *Other goods and services* sector.

Table 3.17 – Top ten categories at UNSPSC family level within the *Other Goods and Services* sector, 2017

Category (UNSPSC family)	Total 2017 (USD m)	Share of sector total (%)
Fuels	598.3	21.4%
Computer Equipment and Accessories	336.6	12.0%
Laboratory and Scientific Equipment	144.7	5.2%
Writing and Translations	130.7	4.7%
Data Voice or Multimedia Network Equipment or Platforms and Accessories	114.0	4.1%
Software	104.8	3.8%
Cleaning and Janitorial Services	74.6	2.7%
Reproduction Services	60.8	2.2%
Measuring and Observing and Testing Instruments	56.8	2.0%
Bedclothes and Table and Kitchen Linen and Towels	50.1	1.8%
Top 10 total	**1,671.4**	**59.8%**
Sector total	**2,794.3**	

04

SUSTAINABLE PROCUREMENT IN THE UNITED NATIONS SYSTEM

SUSTAINABLE PROCUREMENT IN THE UNITED NATIONS SYSTEM

Sustainable procurement practices integrate requirements, specifications and criteria that are compatible and in favour of the protection of the environment, of social progress and in support of economic development, namely by seeking resource efficiency, improving the quality of products and services, and ultimately optimizing costs.[24]

In 2017, the combined procurement spend of UN organizations totalled $18.6 billion. There is significant potential for this procurement activity to influence the market in favour of sustainable development. As in previous years, UN organizations participating in the ASR were invited to provide information about their sustainable procurement practices, using a voluntary online survey. In 2017, 38 out of 40 organizations provided information on sustainable procurement, compared to 28 out of 39 in 2016 (Figure 4.1). In addition, all 28 organizations that reported in 2016, reported again in 2017. Of the ten new reporting organizations, five reported for the first time in 2017, while five other organizations had reported previously in 2015.

Figure 4.1 – Organizations reporting on sustainable procurement (all organizations), 2013–2017

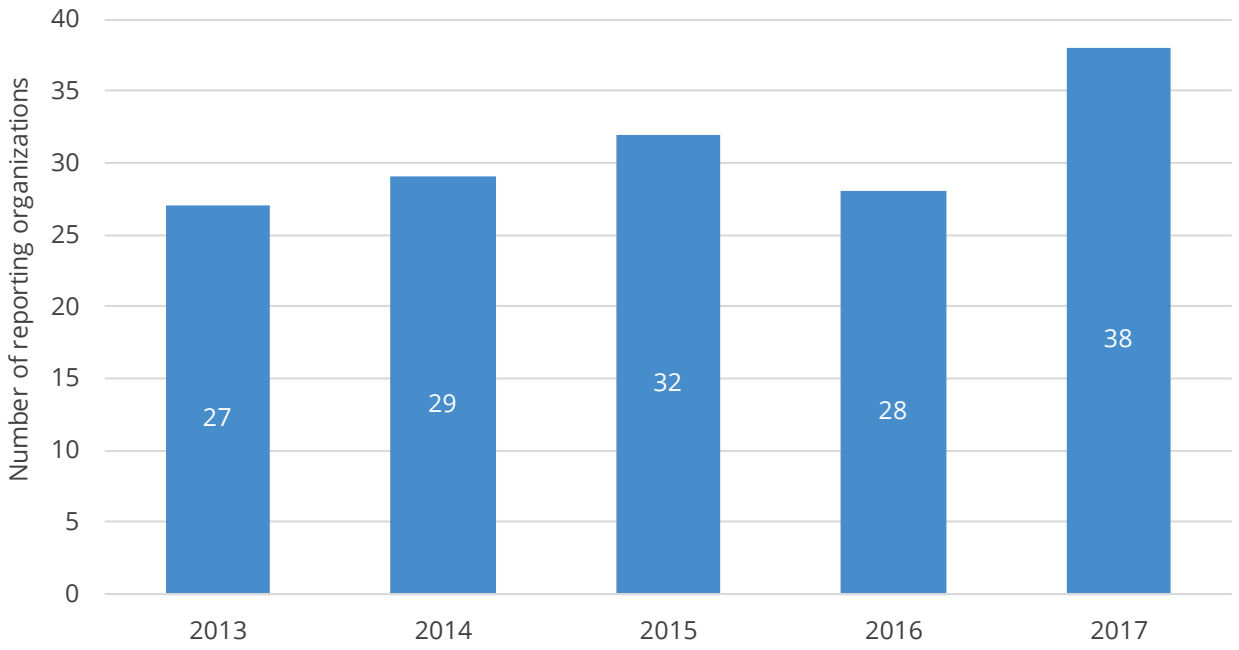

Overall, the combined spend of all organizations reporting on sustainable procurement in 2017 accounted for 97.4 per cent of the total UN procurement volume. This is the highest proportion for the last five years, as shown in Figure 4.2.

24 United Nations High–Level Committee on Management Procurement Network (HLCM–PN) (2009) – Sustainable Procurement Statement, Adopted by the HLCM Procurement Network meeting in Vienna, February 2009.

Figure 4.2 – Proportion of UN procurement volume attributable to organizations reporting on sustainable procurement, 2013-2017[25]

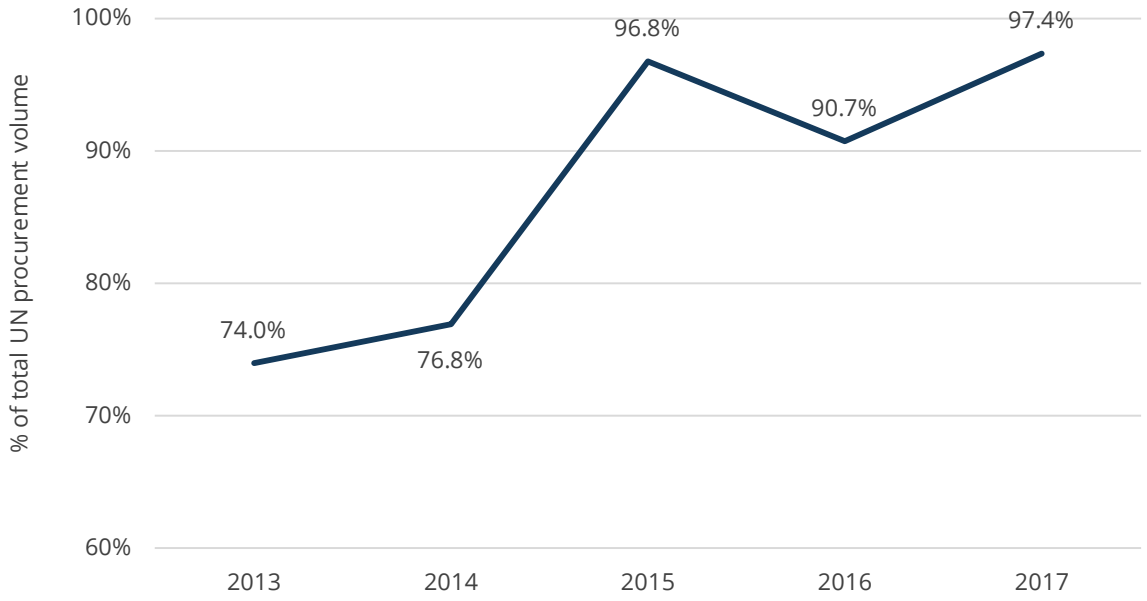

Policy and strategy

The inclusion of sustainability considerations into an organization's procurement policy and strategy can enable personnel, suppliers, and other stakeholders to achieve a high level of commitment to more sustainable procurement practices, by providing the foundations and frameworks for action.

In 2017, more than half of the reporting organizations responded that they either have (39.5 per cent) or are planning to develop (13.2 per cent) a procurement policy that includes sustainability. Meanwhile, slightly less than half noted that they have (28.9 per cent) or are planning to adopt (15.8 per cent) a procurement strategy that includes sustainability (Figure 4.3). The adoption of a sustainable procurement policy and strategy were also identified as the most commonly cited sustainable procurement priorities for reporting organizations in the coming year, as can be seen by the 'Sustainable procurement outlook for 2018' (Figure 4.12).

Eleven out of the 38 organizations noted they had established measurable sustainability targets or objectives in their procurement processes, and another 5 were planning to establish such targets or objectives. Examples of sustainability targets provided include requirements to procure products manufactured from 100 per cent recovered paper fibres, targets for measuring women suppliers' participation in procurement processes, as well as requirements for sourcing 100 per cent green energy in certain locations.

25 Due to improvements in data quality, percentages of total procurement by sustainable procurement respondents were revised for the years 2013, 2014 and 2015, differing from previously reported volumes.

Figure 4.3 – Status of sustainable procurement policy, strategy and target adoption, 2017

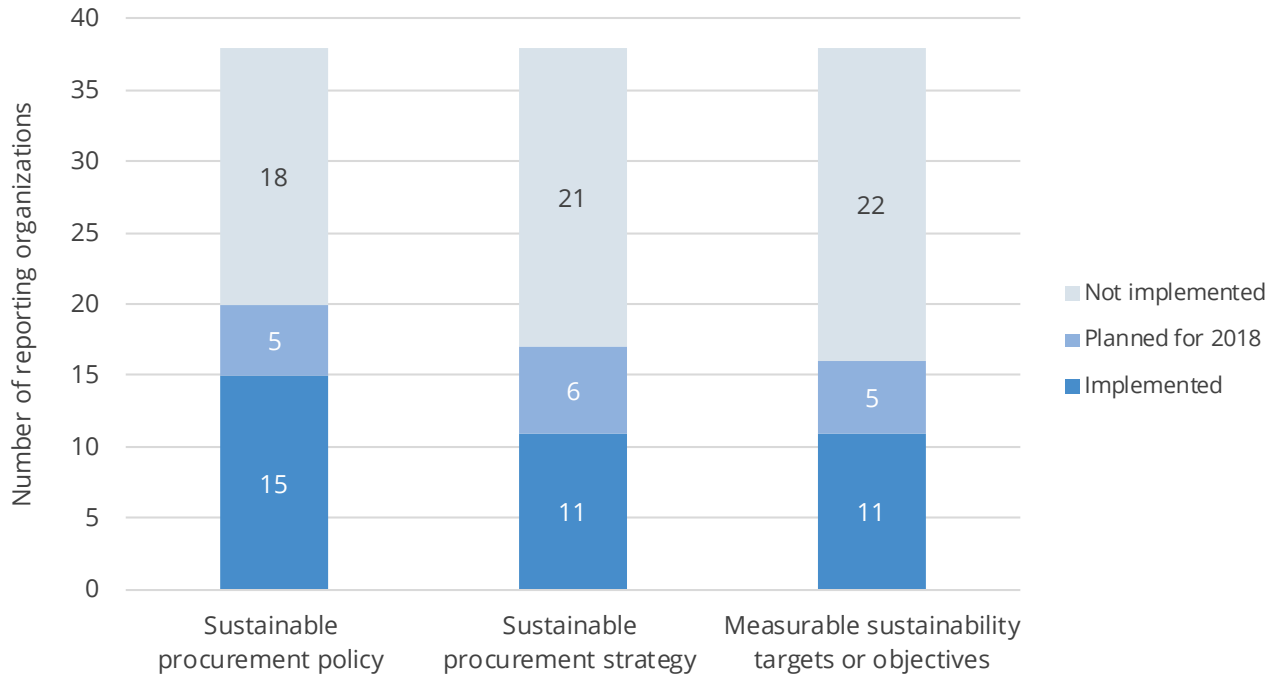

Organizations reporting in 2016 and 2017

Of those organizations that reported in both 2016 and 2017, overall, more organizations reported that they have a sustainable procurement policy (13 in 2017 compared to 9 in 2016) and strategy (9 in 2017 compared to 4 in 2016), as shown in Figure 4.4. Five of the nine organizations that reported in 2016 that they planned to adopt a sustainable procurement policy reported they had adopted one in 2017, and 4 of the 11 organizations that had planned in 2016 to adopt a sustainable procurement strategy reported that this had been achieved in 2017.

Figure 4.4 – Year to year comparison of reporting organizations' adoption of sustainable procurement policies, strategies and targets – 28 organizations reporting both in 2016 and 2017

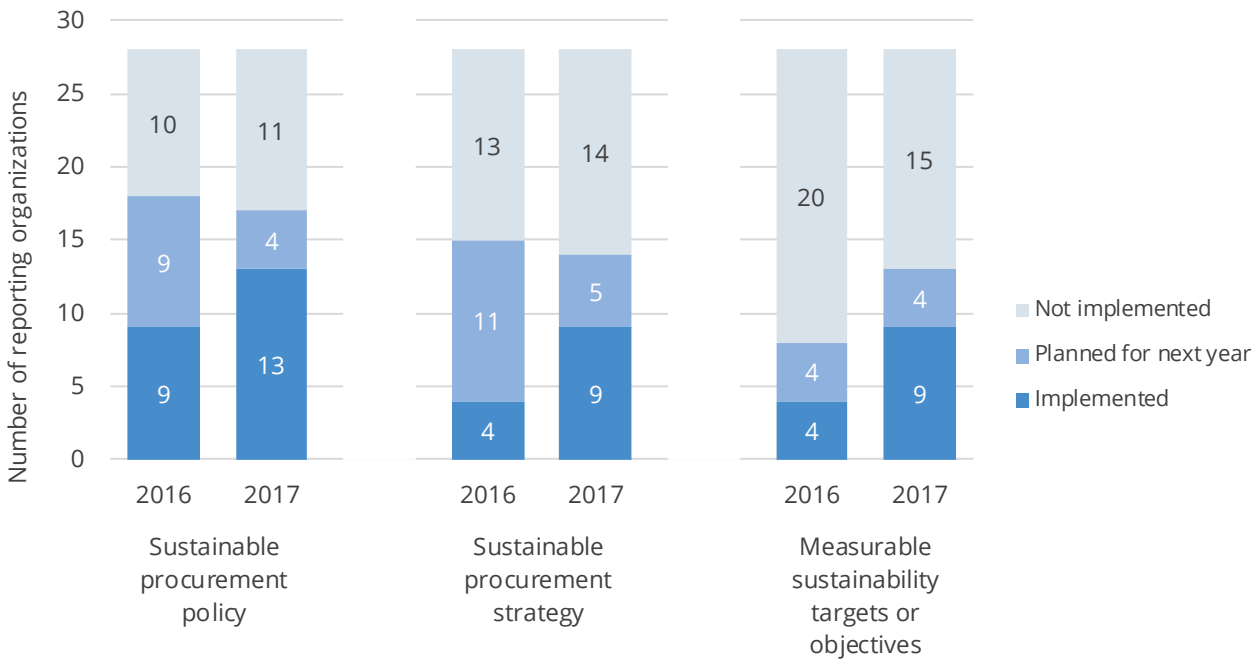

In addition, more than double the number of organizations had reportedly established measurable sustainability targets or objectives in their procurement processes in 2017 compared to 2016. Two of the four organizations that had planned to implement targets in 2016, reported this had been achieved in 2017. Additionally, 4 of the 20 organizations that reported not having sustainability targets or plans to develop them in 2016, reported they had actually established some in 2017.

Sustainable procurement integration in the procurement process

Sustainability considerations can be incorporated into different stages of the procurement process. Consistent with the methodology used in the 2016 report, organizations reported on how sustainability considerations have been integrated into their procurement processes in 2017 in three key areas: embedding sustainability criteria into the requirements definitions of tenders;[26] using total cost of ownership in the financial evaluation of tenders;[27] and including sustainability aspects in contract terms.

In 2017, the use of total cost of ownership in the financial evaluation of bids remained the most commonly applied sustainability consideration. Figure 4.5 shows that total cost of ownership was utilized by 27 of the 38 reporting organizations. Twenty organizations noted that they incorporated sustainability criteria in the requirements definitions of their tenders, and 15 reported that they had included sustainability aspects in their contracts.

Figure 4.5 – Integration of sustainable procurement in the procurement process, 2017

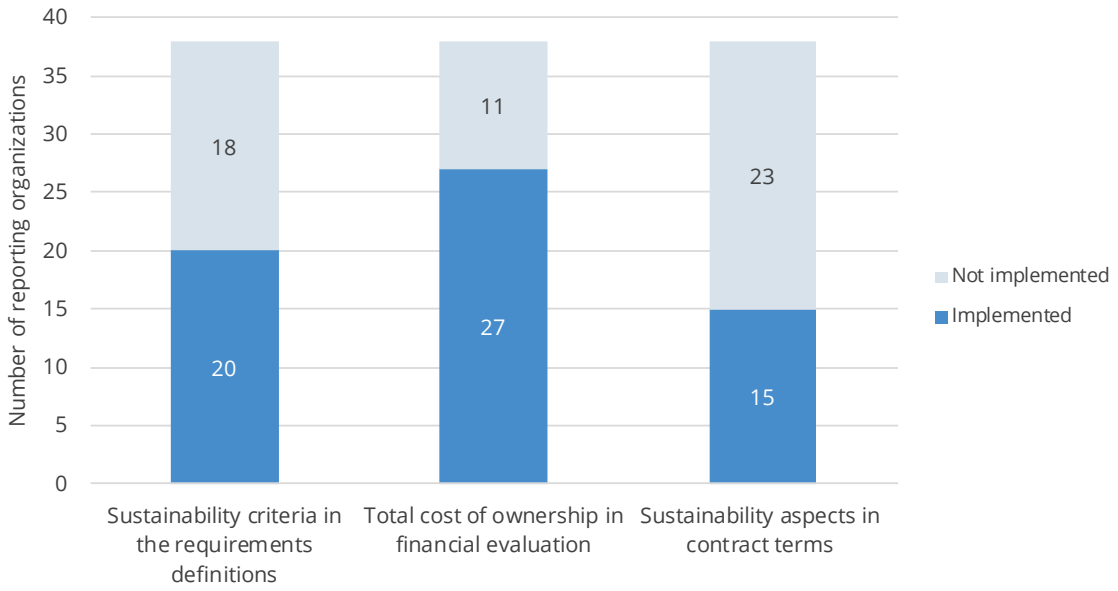

For the 28 organizations that reported in both years, only minor changes in the responses were reported, as illustrated in Figure 4.6.

26 The general purpose of a requirements definition is to identify the precise needs of the requisitioner and to determine the best solution to meet those needs, in a way that will facilitate the procurement process.

27 In the 2016 report, the term "whole life costing" was used. In 2017, this term was replaced with the term "total cost of ownership" which is considered to be more widely applied throughout the UN system. Total cost of ownership is defined as the sum of all recurring and one–time costs over of a good, service, structure, or system while in one's possession. It includes purchase price, installation cost, operating costs, maintenance and repair/ upgrade costs, and remaining residual or salvage volume at the end of ownership or the product's useful life.

Figure 4.6 – Year to year comparison of reporting organizations' sustainable procurement integration in the procurement process – 28 organizations reporting both in 2016 and 2017

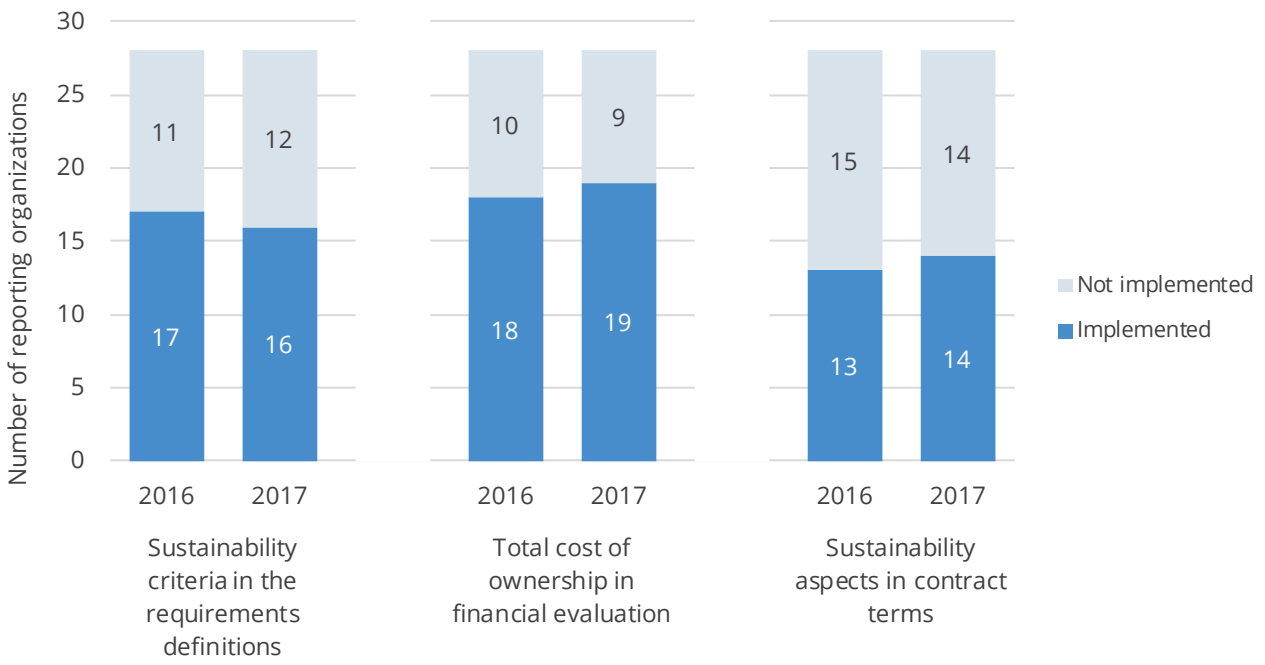

Sustainability considerations in tenders

Organizations were asked to estimate the percentage of tenders that included sustainability considerations, for both technical and administrative categories.[28] Administrative was defined as the procurement of office needs such as paper, computers and furniture, while technical was defined as the procurement of project–related needs that are not administrative. The results are shown in Figure 4.7.

In 2017, 7 out of 38 organizations reported incorporating sustainability considerations in the requirements definitions of more than 20 per cent of administrative tenders, while 6 noted they did so in more than 20 per cent of technical tenders. However, identifying these estimates continued to pose challenges for organizations; almost one–third of organizations indicated that sustainability considerations were only included in between zero and five per cent of tenders, or that information was not available.

Overall sustainability considerations were incorporated more frequently in tenders for administrative than technical categories, which is consistent with 2016 findings.[29]

28 These two categories are general descriptions. They do not correspond to the taxonomy of the UNSPSC®.

29 While a consistent approach was taken in both the 2016 and 2017 ASR, the wording of the question on technical categories was clarified for 2017. Accordingly, the understanding of what these categories entail might have been improved.

Figure 4.7 – Inclusion of sustainable procurement considerations in requirements definitions for technical and administrative categories, 2017

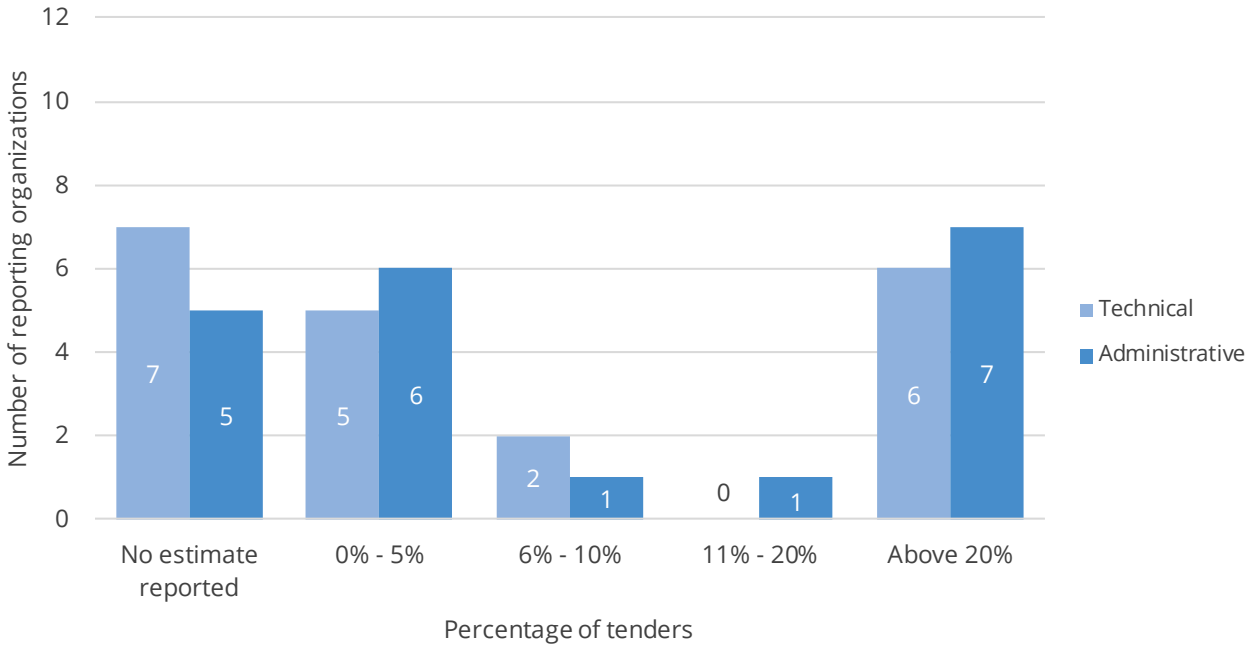

Total cost of ownership in the financial evaluation

Total cost of ownership in the financial evaluation of tenders was employed more frequently and by a majority of reporting organizations (Figure 4.8). Of the 27 organizations that reported that they apply total cost of ownership in the financial evaluations of their tenders, 18 reportedly do so in more than 20 per cent of their tenders – a relative share increase of 16.7 percentage points as compared to 2016 data. However, data availability remained an issue for six of the reporting organizations.

Figure 4.8 – Integration of total cost of ownership in financial evaluations for tenders, 18 organizations in 2016 and 27 organizations in 2017

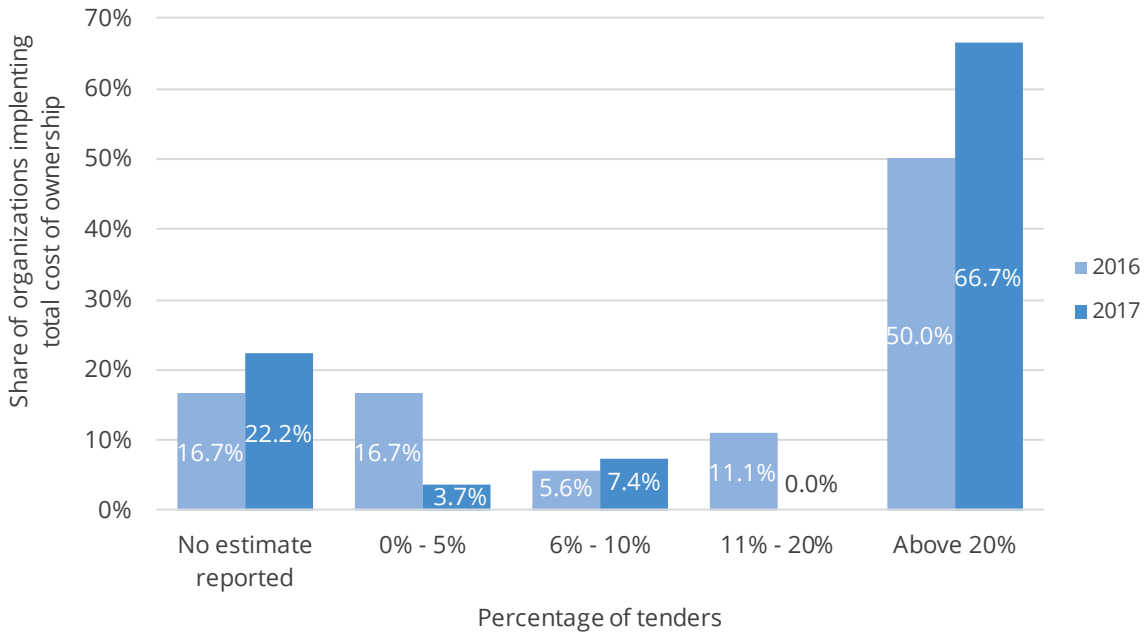

Types of sustainability considerations addressed in procurement processes

Organizations also reported on which types of sustainability considerations were addressed through their procurement processes in 2017. Economic sustainability continued to be the most commonly applied considerations, followed closely by environmental ones, and then social, as shown in Figure 4.9.

Despite a small decrease over the past three years, environmental sustainability considerations were still more commonly applied than social ones with 63.2 per cent of organizations addressing environmental sustainability considerations in procurement processes in 2017. At the same time, the inclusion of social considerations continued to grow.

Figure 4.9 – Integration of sustainable procurement considerations in procurement processes, 2015–2017

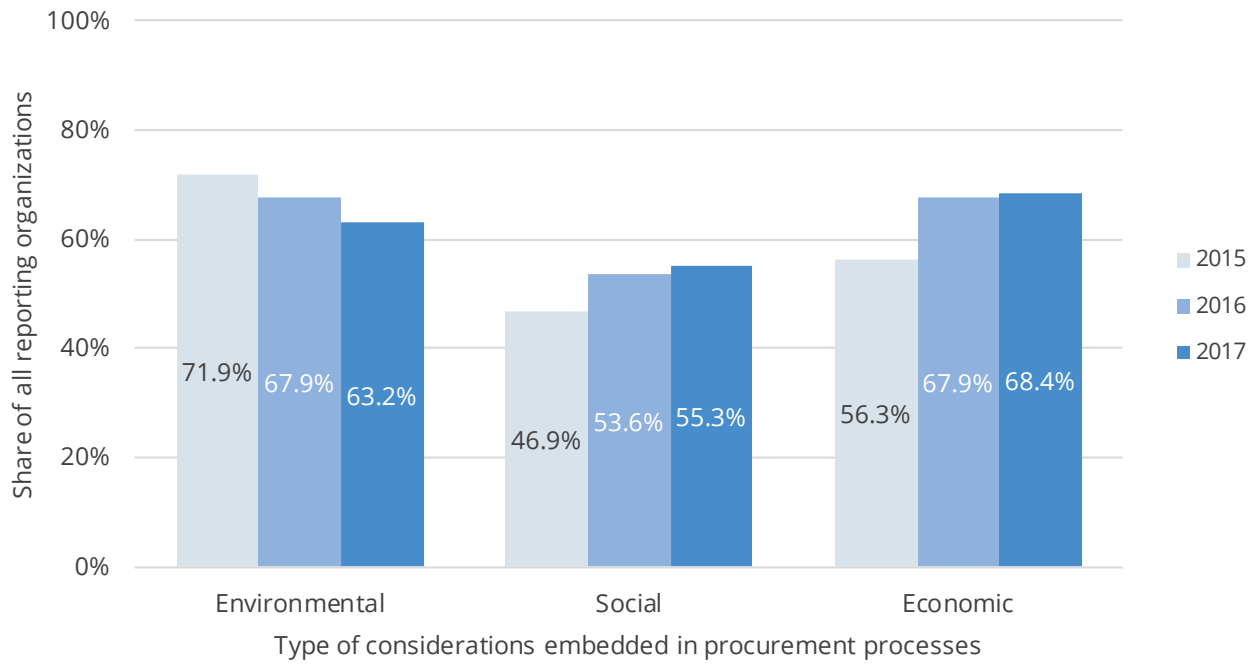

Internal capacity development

Training and the development of internal capacity on sustainable procurement can be important enablers for organizations to successfully integrate sustainability considerations into their procurement processes. In 2017, 22 of the 38 reporting organizations (57.9 per cent) stated they had trained procurers over the past three years on how to include sustainability considerations in the procurements, while five organizations noted that they planned to do so in 2018 (Figure 4.10).

In addition, 13 out of 38 organizations noted that they had already made or were planning to make investments in other activities to enhance their internal capacity on sustainable procurement. Reported examples of such investments included the development of sustainable procurement monitoring systems, projects on responsible sourcing, and the inclusion of procurement personnel earlier in the design phase of projects.

Of the 28 organizations that reported in both 2016 and 2017, notable progress continued to be made; 5 more organizations reported they had undertaken training compared to 2016, while the number of organizations with

no training plan decreased by half, from 12 in 2016 to 6 in 2017. Several organizations that reported having no plans to provide training in 2016, reported in 2017 that they had provided training.

Figure 4.10 – Training of procurers on sustainability in the last three years, 2016–2017

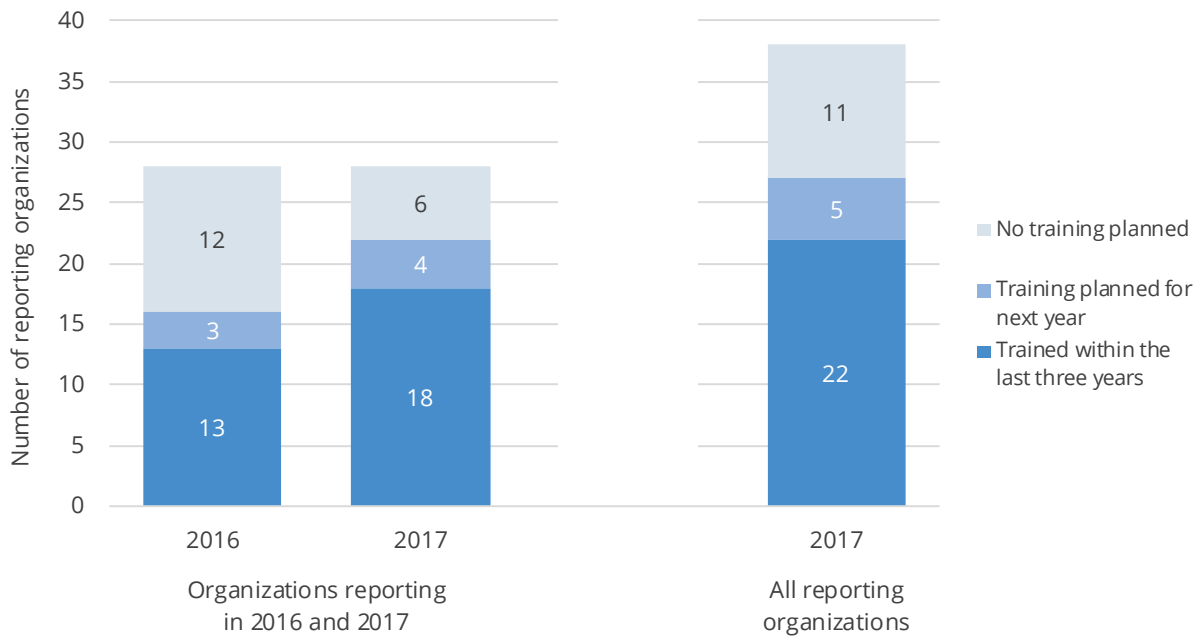

Supplier engagement

Suppliers can play an important role in the advancement of more sustainable practices. Through the United Nations Supplier Code of Conduct,[30] the UN has summarized its expectations of all suppliers in terms of labour and human rights, protection of the environment and ethical conduct. Ensuring that suppliers comply with the Code of Conduct and collaborating with them to enhance sustainability practices can help UN organizations address potential and current sustainability risks throughout the entire supply chain.

In 2017, 20 of the 38 reporting organizations (52.6 per cent) stated they verified the adherence of their suppliers to the code of conduct, representing an increase of 6.2 percentage points compared to 2016 (Figure 4.11). Of those 20 organizations, 16 noted that active verification consisted primarily of the maintenance of a UNGM roster list, 6 organizations stated they used a supplier questionnaire and 4 conducted in–person site visits.[31]

Despite an increase in verification, only 10 out of 38 reporting organizations stated they worked with their suppliers to enhance the sustainability of their supply chains – a significant reduction when compared to the percentage of organizations reporting the same in 2016. This may be explained by the large increase in the number of reporting organizations. Examples of collaboration with suppliers that were provided included the assessment of strategic suppliers' corporate social responsibility activity and the co–development of supplier capacity building plans.

30 https://www.ungm.org/Public/CodeOfConduct.

31 These actions are not mutually exclusive, i.e. organizations were able to select more than one option in the survey.

Figure 4.11 – Supplier engagement, 2016-2017

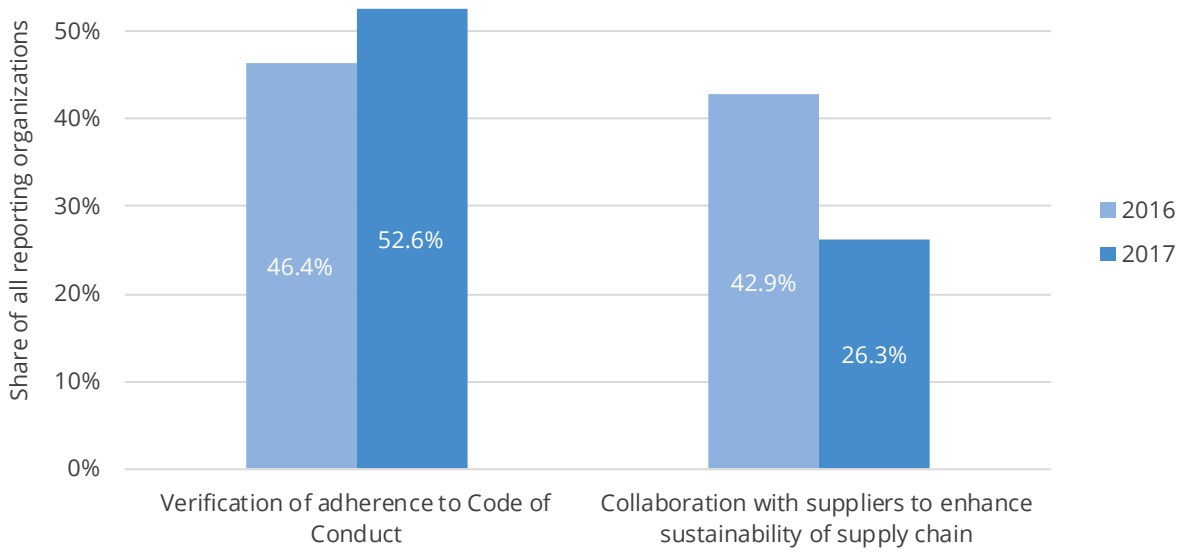

Sustainable procurement outlook for 2018

Most organizations reported that they intend to undertake further sustainable procurement related activities in 2018. The most prioritized activities for 2018 related primarily to establishing high–level commitment through items such as dedicated sustainable procurement strategies, policies and objectives (Figure 4.12). This was broadly consistent with the 2016 survey findings. However, other activities that figured prominently for 2018 were continued supplier engagement efforts and the training of staff.

Eleven of the 38 reporting organizations noted how they used and are continuing to use sustainable procurement practices to advance the 2030 Agenda. Examples included the application of gender–responsive procurement processes to increase the share of women suppliers participating in procurement.

Figure 4.12 – Planned sustainable procurement activities for the respective following year, 2016–2017

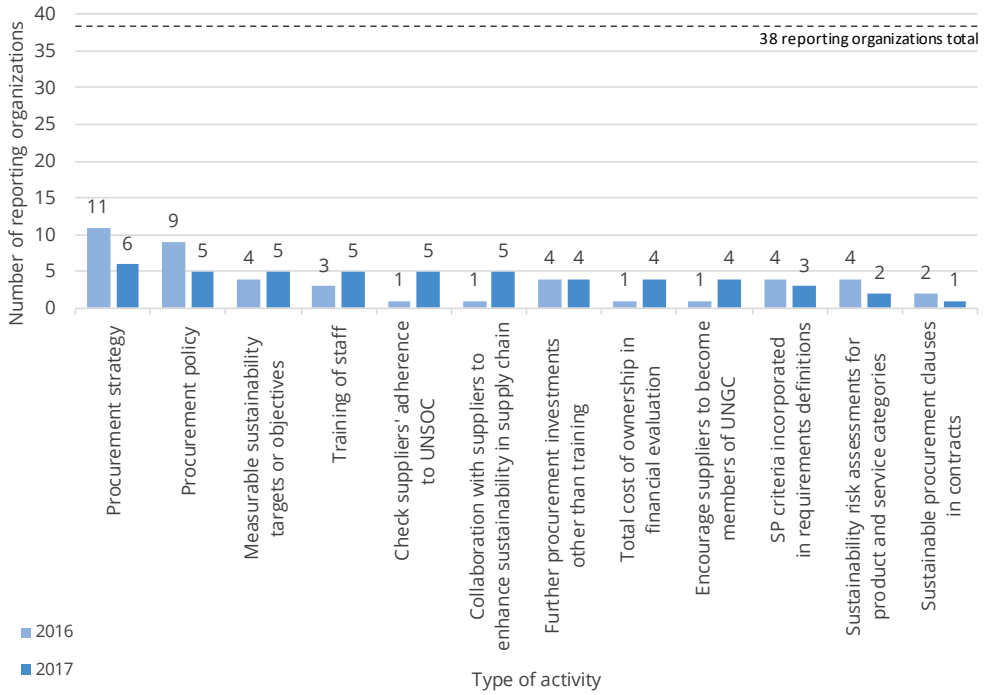

UN procurement from companies participating in the United Nations Global Compact

For the 11th consecutive year, in addition to the voluntary survey on sustainable procurement, data was collected from all 40 reporting organizations in order to analyze total UN procurement from companies participating in the United Nations Global Compact (UN Global Compact or UNGC) in 2017.

The UN Global Compact is the world's largest corporate sustainability initiative, calling on companies to align their strategies and operations with universal principles on human rights, labour, environment and anti-corruption, and urging them to take actions that promote sustainable development. All UN suppliers, regardless of their size or location, are actively encouraged to align with the ten principles[32] of the UN Global Compact and join the initiative. Participation in the UN Global Compact is voluntary and requires the submission of an annual report outlining the actions undertaken to advance sustainability. As of 31 December 2017, the UN Global Compact had almost 9,700 participating companies.

Figure 4.13 – UN procurement from companies participating in the UN Global Compact, 2015-2017

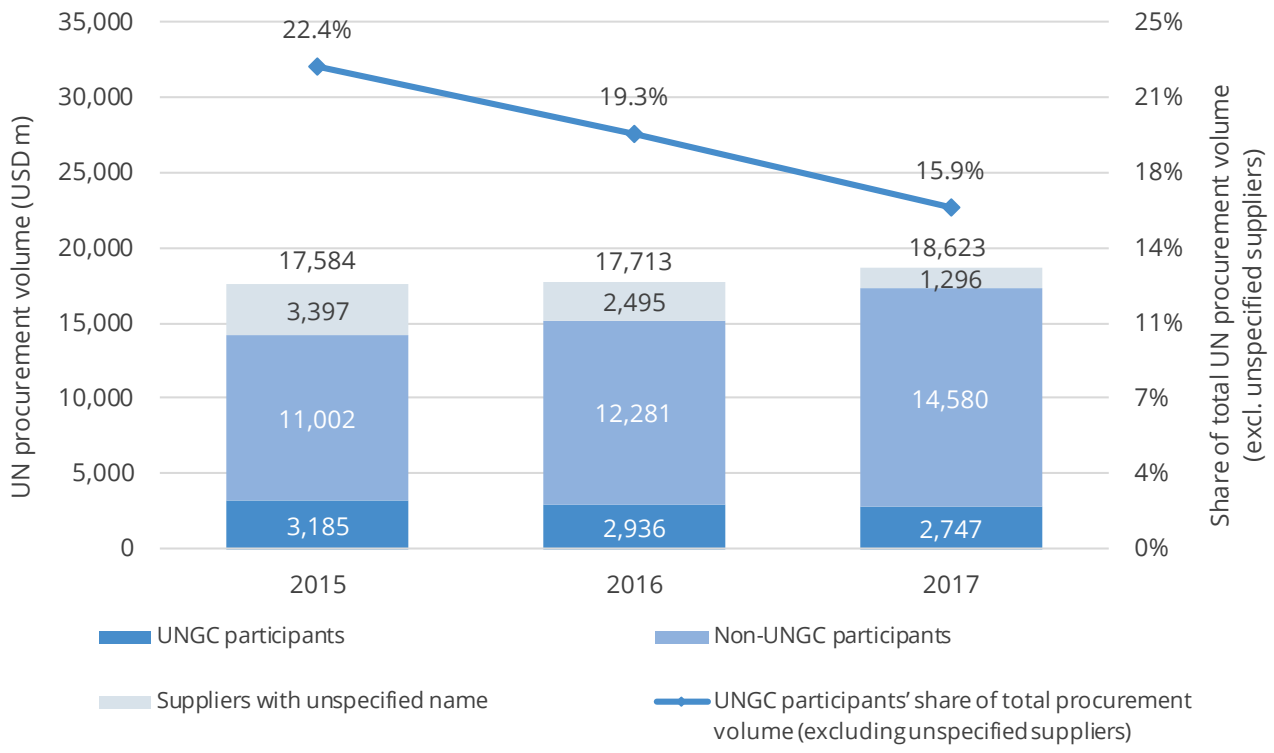

In 2017, UN organizations submitted supplier names for 93.0 per cent of their reported procurement data (by volume). These names were matched with the names of companies participating in the UN Global Compact to determine the total share of UN procurement from such companies, which amounted to $2.7 billion (as shown in Figure 4.13).

Despite an increase in total UN procurement volume from 2015 to 2017, procurement from companies

32 For more information on the ten principles, please see: https://www.unglobalcompact.org/what-is-gc/mission/.

participating in the UN Global Compact decreased by $438 million (13.7 per cent) over the same period. As a share of total procurement (excluding data where the supplier name is unspecified), procurement from participating companies also reduced from 22.4 per cent in 2015 to 15.9 per cent in 2017.[33] In general, the decrease was experienced consistently between regions as shown in Figure 4.14.

Figure 4.14 – Procurement volume of companies participating in the UN Global Compact by region[34]

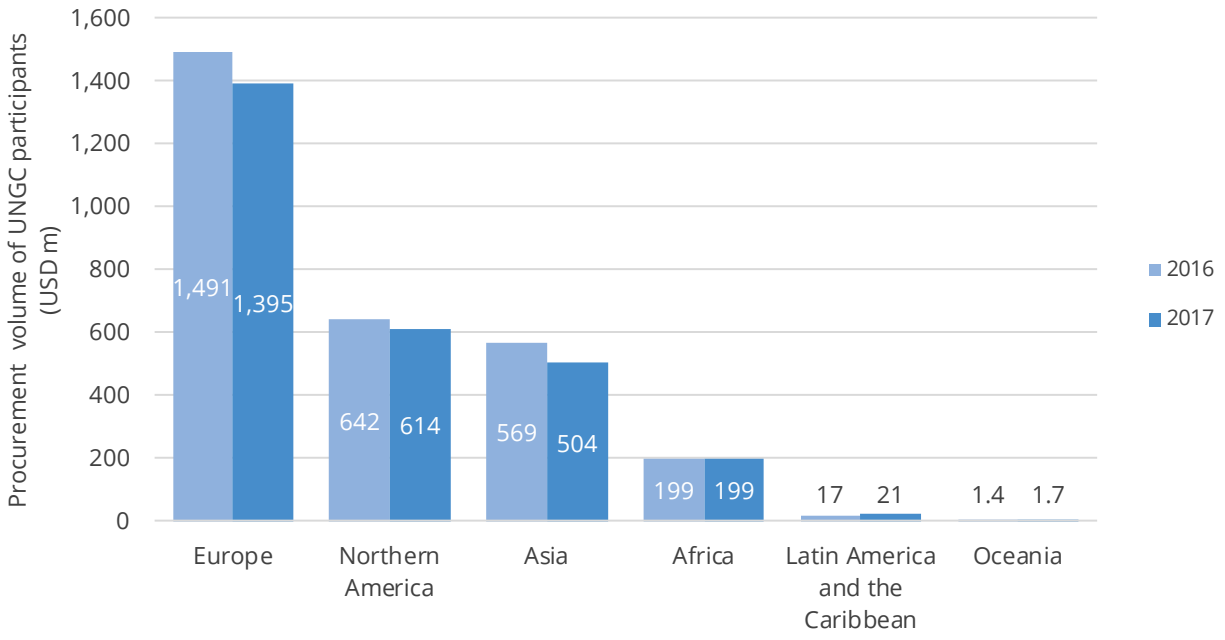

The decrease in procurement volume from companies participating in the UN Global Compact could be attributed to a general UN trend towards increased procurement from LDCs, as described in section 2, and suppliers in Africa and Latin America and the Caribbean, where there were proportionally fewer participating companies. In 2017, the majority of companies participating in the UN Global Compact were based in developed countries (55.0 per cent), compared to 41.0 per cent that were registered in developing countries and countries with economies in transition, and 4.0 per cent that were registered in LDCs.

In 2017, procurement from companies participating in the UN Global Compact was predominantly from suppliers in Europe (51.0 per cent), followed by Northern America (22.5 per cent) and Asia (18.4 per cent). This varied significantly from the regional distribution of UN procurement more generally, where 29.9 per cent was from suppliers in Europe, 10.6 per cent from Northern America suppliers and 32.9 per cent from suppliers in Asia (Figure 4.16). In Africa, while the UN procurement volume increased by $473 million in 2017, as described in

33 In previous reports, the analysis of procurement from suppliers participating in the UN Global Compact only considered where the procurement volume exceeded $30,000. This was done for consistency between years and due to historical limitations in the availability of data. From 2017, the methodology was changed to include all available reported data. Therefore, these results cannot be directly compared to results published in previous reports. The results from 2015 and 2016 have been recalculated using the 2017 methodology and presented here for comparison.

34 Suppliers without a specified location are not included in this analysis.

section 1, UN procurement from companies participating in the UN Global Compact in Africa remained the same as in 2016. Such trends may provide an important opportunity for increased participation by suppliers in the UN Global Compact as the UN procures more from those regions.

Figure 4.15 – Regional distribution of procurement from companies participating in the UN Global Compact compared to distribution of total UN procurement, 2017[35]

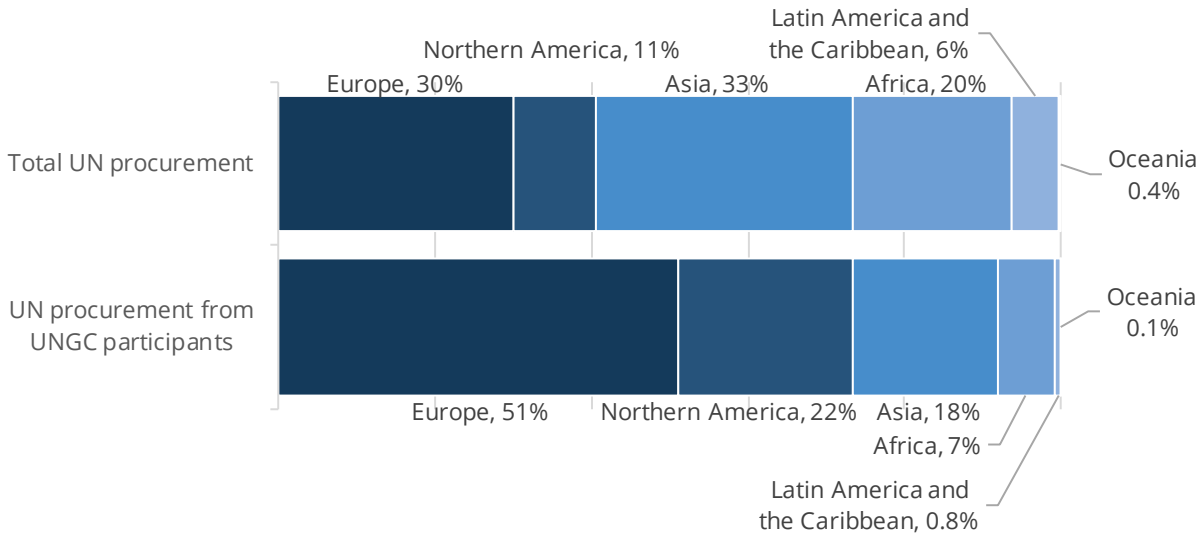

35 Ibid.

05

COLLABORATIVE PROCUREMENT WITHIN THE UNITED NATIONS SYSTEM

COLLABORATIVE PROCUREMENT WITHIN THE UNITED NATIONS SYSTEM

In 2017, the ASR reports for the second time on collaborative procurement within the UN system. This is in response to the Quadrennial Comprehensive Policy Review resolution[36] adopted by the General Assembly on 21 December 2016. The General Assembly called upon UN organizations to further their synergies and inter-agency efforts and requested that UN system entities explore further opportunities for collaborative procurement at the global, regional and country levels. The General Assembly also requested that the organizations record details of the efficiencies achieved through collaborative procurement and report them in a consolidated format to the ASR.

Collaborative procurement encompasses the following set of activities:[37]

- Using existing long–term agreements (LTAs) or contracts of other UN organizations
- Establishing and using joint LTAs through a 'lead agency' approach
- Using the procurement services of other UN organizations
- Procuring from other UN organizations
- Other formal collaborations with UN partners through: (i) joint procurement unit, or (ii) sharing specifications or developing common specifications

Total collaborative procurement

In 2017, 22 out of 40 UN organizations reported on collaborative procurement as part of their ASR submissions. In addition, for the purposes of this analysis, transactions where the supplier was another UN organization have been identified as collaborative procurement.[38] When such data is included, almost all organizations (38 out of 40) used collaborative procurement approaches in 2017.

The total collaborative procurement volume in 2017 was $2.6 billion, representing 14.2 per cent of the total UN procurement volume. This figure includes $608 million of procurement transactions where an organization procured goods and services from another UN organization. Such procurement from other UN organizations represented 3.3 per cent of the total 2017 UN procurement volume.

Other collaborative procurement activities (procurement indicated by organizations as using collaborative procurement approaches but excluding UN procurement from other UN organizations) totalled $2.0 billion. Most organizations have technical restrictions that limit their ability to report on collaborative procurement, so that figure would represent a conservative estimate of collaborative procurement in the UN system.

UN organizations conducting collaborative procurement

Table 2.1 shows the top UN organizations that undertook procurement using collaborative approaches in 2017.

The organization that procured the highest volume using collaborative procurement was UNICEF, with $1.9 billion and 72.3 per cent of the total collaborative procurement volume. This included $17 million procurement from other UN organizations.

36 A/RES/71/243.

37 As defined by the High–Level Committee on Management Procurement Network in the following guidelines: https://www.ungm.org/Areas/Public/Downloads/15_06%20HarmonizingUNProcurement_GUIDELINES_final.pdf.

38 This is an enhanced methodology compared to the 2016 ASR, therefore care should be taken if comparing results.

UNPD reported the second largest collaborative procurement volume with $98.4 million. All of this procurement leveraged other UN organizations as the supplier of their procurement process. UNOPS reported the third largest collaborative procurement volume, with $94.8 million.

UNICEF also had the highest collaborative procurement volume as a proportion of the organization's total procurement at 55.7 per cent. The World Meteorological Organization (WMO) reported the second highest proportion (50.7 per cent) while the United Nations Office at Vienna (UNOV) had the third highest proportion, with 42.4 per cent. However, the collaborative procurement by WMO and UNOV in volume terms was relatively low at 7.2 million and $36 million respectively.

Table 5.1 – Top five procuring organizations by collaborative procurement volume, 2017

Procuring organization	Procurement where supplier is UN organization (USD m)	Other collaborative procurement (USD m)	Total collaborative procurement (USD m)	Collaborative procurement share of organization's total (%)	Organization's share of total collaborative procurement (%)
UNICEF	16.6	1,893.4	1,910.0	55.7%	72.3%
UNPD	98.4	0.0	98.4	3.6%	3.7%
UNOPS	15.3	79.5	94.8	8.9%	3.6%
UNDP	93.2	0.0	93.2	4.4%	3.5%
WHO	70.2	11.0	81.2	12.2%	3.1%
Top 5 total	**293.7**	**1,983.9**	**2,277.6**		**86.2%**
Total collaborative procurement	**607.6**	**2,033.7**	**2,641.3**		
UN total			**18,622.7**		

UN organizations procuring from other UN organizations

In 2017, 37 organizations reported that they procured from other UN organizations. UNDP had the most diverse range of UN suppliers, procuring goods and services from 31 different UN organizations. FAO procured from 30 different UN organizations, while UNOPS procured from 28.

Table 5.2 – Top five UN organizations procuring from other UN organizations, by number of other UN organizations recorded as a supplier, 2017

Procuring organization	Number of other UN organizations recorded as supplier
UNDP	31
FAO	30
UNOPS	28
WHO	27
WFP	26

The top five procuring organizations were responsible for procuring more than half the total procurement volume where another UN organization was recorded as the supplier, as shown in Table 5.3.

UNPD procured $98.4 million from other UN organizations primarily from UNOPS and UNDP. UNDP procured $93.2 million from UN organizations, including $27 million of *Amebicides and Trichomonacides and Antiprotozoals* and $15 million of *Mosquito Nets*. WHO procured $70.2 million from UN organizations, including $26 million from UNOPS, of which $22.6 million was for *Accounting and Bookkeeping Services*.

Table 5.3 – Top five UN organizations procuring from other UN organizations, by procurement volume, 2017

Procuring organization	Procurement from other UN organizations (USD m)	Share of UN procurement from other UN organizations (%)
UNPD	98.4	16.2%
UNDP	93.2	15.3%
WHO	70.2	11.6%
UNHCR	60.9	10.0%
WFP	49.1	8.1%
Top 5 total	**371.8**	**61.2%**
Total UN procurement from other UN organizations	**607.6**	

UN organizations supplying other UN organizations

In 2017, 34 reporting organizations supplied other reporting UN organizations with goods and services. UNDP was the UN organization of supply most common to other organizations (36 organizations procured from UNDP). This was followed by UNOPS, which supplied 27 organizations, and WFP, which supplied 22 organizations. Table 5.4 shows the top five supplying UN organizations to other UN organizations.

Table 5.4 – Top five UN organizations supplying other UN organizations, by number of organizations buying from the supplying organization, 2017

Supplying organization	Number of other UN organizations procuring from supplying organization
UNDP	36
UNOPS	27
WFP	22
UNICEF	19
ILO	19

In volume terms, the organizations that supplied the most to other UN organizations were UNDP, UNICEF and WFP, collectively supplying $240 million to the UN system in 2017. Of this volume, the top five UN supplying organizations were responsible for together supplying 52.7 per cent, as shown in Table 5.5. UNDP supplied other organizations with goods and services worth $105.3 million, representing 17.3 per cent of the total volume supplied to other UN organizations. This included supplying UNOV with $27 million in goods and services, including $5.7 million of *Hotels and Lodging and Meeting Facilities* and $2.6 million of *Management and Administrative Services.*

UNICEF supplied $74 million (12.2 per cent), including $49 million to UNDP and $16 million to WHO. WFP supplied $61 million (10.0 per cent), including $20 million to UNDP and $13 million to UNHCR.

Table 5.5 – Top five UN organizations supplying other UN organizations, by supply volume, 2017

Supplying organization	Volume supplied to other UN organizations (USD m)	Share of UN to UN procurement (%)
UNDP	105.3	17.3%
UNICEF	73.8	12.1%
WFP	60.8	10.0%
UNOPS	57.5	9.5%
UNIDO	22.9	3.8%
Top 5 total	**320.3**	**52.7%**
Total UN to UN procurement	**607.6**	

The volume supplied by the top supplying organizations to each procuring organization is shown in Table 5.6.

Table 5.6 – Procurement volume between supplying UN organizations and procuring UN organizations, 2017

	Supplying organization									
Procuring organization	**UNDP**	**UNICEF**	**WFP**	**UNOPS**	**ICC**	**UNIDO**	**WHO**	**ITC**	**Others**	**Total**
UNPD	5.7	*	0.8	9.0	17.2	-	*	-	65.6	**98.4**
UNDP		49.4	19.6	2.8	0.3	*	10.2	0.2	10.6	**93.2**
WHO	5.8	15.9	12.7	25.5	3.4	-		*	6.9	**70.2**
UNHCR	12.4	0.3	13.0	3.4	-	-	4.6	-	27.3	**60.9**
WFP	17.1	2.0		1.3	7.3	-	0.1	-	21.4	**49.1**
UNOV	26.9	*	*	0.8	-	6.9	-	-	1.3	**36.0**
IAEA	2.5	-	-	*	1.7	12.7	-	-	11.9	**28.7**
FAO	2.7	1.5	3.1	4.6	2.0	3.3	0.1	*	4.5	**21.7**
ILO	6.0	*	0.1	2.0	*	-	0.1	9.2	1.4	**18.9**
UNICEF	0.4		2.1	-	-	-	-	2.1	12.1	**16.6**
UNOPS	6.2	1.5	0.9		*	-	0.1	-	6.6	**15.3**
WIPO	*	-	-	*	13.6	-	-	-	0.8	**14.4**
UNFPA	1.3	2.0	4.0	4.1	*	-	*	0.1	2.5	**14.0**
IFAD	2.1	*	0.6	0.2	3.0	-	-	-	4.7	**10.5**
IOM	0.3	0.2	1.0	0.2	-	-	-	0.1	7.1	**8.9**
UNAIDS	3.9	0.1	0.1	*	-	-	-	*	3.0	**7.2**
UNIDO	2.2	0.2	0.1	0.9	-		-	*	3.3	**6.8**
UNESCO	2.3	*	0.2	0.5	-	-	*	-	2.8	**5.9**
UNRWA	*	0.3	0.2	0.8	*	-	-	3.4	0.7	**5.6**
UNOG	2.6	0.3	1.8	-	0.1	-	0.1	-	0.2	**5.0**
UN Women	0.8	0.1	0.4	0.2	-	*	1.5	-	1.9	**4.8**
UNFCCC	1.3	-	-	0.2	*	-	-	-	2.4	**4.0**
IMF	0.2	-	-	0.7	-	-	-	-	2.3	**3.2**
ITU	*	-	-	*	-	-	1.2	-	1.0	**2.2**
UNON	1.1	-	0.1	0.1	-	-	*	-	0.3	**1.7**
ITC	0.6	*	*	*	0.5	-	-		0.3	**1.3**
OPCW	*	-	*	0.1	0.5	-	-	-	0.2	**0.9**
WMO	0.1	-	-	*	0.7	-	-	-	0.1	**0.9**
IMO	*	-	-	-	0.1	-	0.1	-	0.2	**0.4**
ESCAP	0.3	-	-	-	-	-	-	-	*	**0.4**
ESCWA	0.2	-	*	-	-	-	-	-	*	**0.2**
UPU	*	-	-	-	-	-	-	-	0.1	**0.1**
UNECA	*	-	-	0.1	-	-	-	-	*	**0.1**
UN-ICTY/MICT	*	-	-	-	-	-	-	-	0.1	**0.1**
Total	**105.3**	**73.8**	**60.8**	**57.5**	**50.4**	**22.9**	**18.2**	**15.0**	**203.7**	**607.6**

* Value greater than zero but too small to be shown.

UN procurement from other UN organizations by category

In 2017, UN procurement from other UN organizations was distributed across 50 UNSPSC segments out of 57. The top ten categories accounted for 83.8 per cent of the total volume of UN procurement from other UN organizations, as shown in Table 5.7.

The largest category by volume was *Management and Administrative Services* with $126 million. Procurement within this category was primarily performed by UNPD and UNHCR in the UNSPSC families *Real Estate Services* and *Business Administration Services.*

The second largest category was *Engineering and Research Services*, which was composed primarily of UNPD procurement of *Computer Services* and *Information and Technology Service* delivery from UNOPS.

Politics and Civic Affairs Services was the third largest category, with $66 million or 10.9 per cent of total UN procurement from other UN organizations. This was predominantly related to procurement of *International Relations* services by WFP and IAEA.

Table 5.7 – Top ten categories (UNSPSC segment) by volume of UN procurement from other UN organizations, 2017

Category (UNSPSC segment)	Procurement where supplier is UN organization (USD m)	Share of UN procurement from other UN organizations (%)
Management and Administrative Services	126.0	20.7%
Engineering and Research Services	101.8	16.8%
Politics and Civic Affairs Services	66.4	10.9%
Pharmaceuticals, Contraceptives, Vaccines	45.6	7.5%
Financial and Insurance Services	42.8	7.0%
Transportation, Storage, Mail Services	39.4	6.5%
Healthcare Services	23.7	3.9%
Motor Vehicles and Parts	22.6	3.7%
Public Order and Security Services	21.5	3.5%
Education and Training Services	19.1	3.1%
Top 10 total	**508.9**	**83.8%**
Total UN procurement from other UN organizations	**607.6**	
UN total	**18,622.7**	

Collaborative procurement by category (excluding UN procurement from other UN organizations)

Beyond UN procurement from other UN organizations, the volume of other collaborative procurement reported was $2.0 billion in 2017. As shown in Table 5.8, this was dominated by procurement by UNICEF in three categories – *Pharmaceuticals, Contraceptives, Vaccines,* with $1.5 billion in 2017, followed by *Medical Equipment* with $334 million and *Transportation, Storage, Mail Services* with $126 million.

While there was collaborative procurement reported against a further 44 UNSPSC segments, the procurement volumes in these other segments were relatively small. There was $18.6 million procurement of *Motor Vehicles and Parts* identified as collaborative, primarily by UNOPS, with a further $16.1 million of collaborative procurement on *IT and Communications Equipment.*

Table 5.8 – Top ten categories (UNSPSC segment level) by collaborative procurement volume, collaborative procurement excluding UN procurement from other UN organizations, 2017

Category (UNSPSC segment)	Other collaborative procurement (USD m)	Share of total other collaborative procurement (%)
Pharmaceuticals, Contraceptives, Vaccines	1,487.5	73.1%
Medical Equipment	333.6	16.4%
Transportation, Storage, Mail Services	126.0	6.2%
Motor Vehicles and Parts	18.6	0.9%
IT and Communications Equipment	16.1	0.8%
Structures, Construction Components	8.2	0.4%
Laboratory and Testing Equipment	6.2	0.3%
Engineering and Research Services	4.6	0.2%
Sports and Recreational Equipment	4.1	0.2%
Public Sector Related Services	3.7	0.2%
Top 10 total	**2,008.6**	**98.8%**
Total other collaborative procurement	**2,033.7**	
UN total	**18,622.7**	

Opportunities for collaboration

Opportunities exist for collaboration between UN organizations, particularly where there is a large volume of procurement of a certain good or service, and a large number of organizations procuring that good or service.

Table 5.9 shows procurement categories, at the UNSPSC family level, where the total procurement volume was at least $150 million in 2017. It is ordered by the number of organizations that reported procurement against each category. The table also shows the number of LTAs recorded in the database on UNGM that were active during 2017. While the data available is not sufficient to determine whether these LTAs were appropriate for each procurement event, it nevertheless gives an indication of the level of collaboration that could be possible.

For 18 of the 26 categories shown in Table 5.9, procurement was recorded by at least 25 UN organizations in 2017. The total procurement volume in these 18 categories was $7.2 billion. Only 5.7 per cent or $410 million was reported as collaborative.

In 2017, the category with the highest number of UN organizations reporting procurement was *Computer Services* – 39 out of 40 organizations. It also has the highest number of active LTAs in UNGM (106). However, identified collaborative procurement only accounted for 14.4 per cent ($66 million) of the total procurement volume ($455 million) for *Computer Services*.

The *Mail and Cargo Transport* category reported a $1.1 billion procurement volume in 2017, with 37 out of 40 UN organizations procuring in this category and $34.5 million (3.2 per cent) identified as collaborative procurement.

Clinical Nutrition was the category with the highest collaborative procurement volume, both in absolute terms ($191 million) and as a percentage of the total procurement volume in the category (86.6 per cent). In this category UNICEF was responsible for 99.8 per cent of the total procurement volume, alongside three other organizations.

Table 5.9 – Top categories by number of procuring organizations, with a minimum category total volume of $150 million, 2017

Category (UNSPSC family)	Total 2017 (USD m)	Procuring organizations	Collaborative procurement 2017 (USD m)	Collaborative procurement share of total (%)	Number of available LTAs
Computer Services	455.1	39	65.7	14.4%	106
Mail and Cargo Transport	1,065.6	37	34.5	3.2%	16
Computer Equipment and Accessories	336.6	37	15.1	4.5%	22
Building and Facility Maintenance and Repair Services	572.2	36	9.5	1.7%	21
Business Administration Services	682.2	35	30.9	4.5%	22
Hotels and Lodging and Meeting Facilities	209.1	35	10.7	5.1%	16
Passenger Transport	644.2	34	22.5	3.5%	9
Transport Services	328.2	34	26.7	8.1%	13
Management Advisory Services	307.9	34	13.5	4.4%	92
Real Estate Services	370.6	33	75.3	20.3%	0
Information Technology Service Delivery	169.3	33	35.2	20.8%	44
Security and Personal Safety	164.0	33	20.6	12.6%	5
Specialized Trade Construction and Maintenance Services	157.1	33	4.8	3.0%	11
Motor Vehicles	360.0	31	39.4	10.9%	30
Travel Facilitation	205.2	31	1.9	0.9%	4
Fuels	598.3	27	1.9	0.3%	2
Professional Engineering Services	376.8	25	2.2	0.6%	42
Nonresidential Building Construction Services	229.6	25	0.0	0.0%	1
Immunomodulating Drugs	601.8	18	15.0	2.5%	9
Prepared and Preserved Foods	410.8	12	0.0	0.0%	0
Comprehensive Health Services	278.9	11	21.2	7.6%	5
Edible Oils and Fats	178.9	6	0.0	0.0%	0
Cereal and Pulse Products	640.3	5	0.2	0.0%	0
Fresh Vegetables	242.1	3	0.0	0.0%	0
Clinical Nutrition	220.4	3	190.8	86.6%	7
Nutritional Supplements	307.7	2	0.1	0.0%	0

06

PROCUREMENT PROFILES OF THE TOP 20 DEVELOPING COUNTRIES, COUNTRIES WITH ECONOMIES IN TRANSITION AND LEAST DEVELOPED COUNTRIES

ARGENTINA

1434 companies are registered on UNGM as potential suppliers for the UN

25 different UN organizations procured goods and services from this country in 2017

Procurement value: 279.03 million USD
Growth over previous year: 1231.64%
% of total UN procurement: 1.5%

18th largest country supplier to the UN system in 2017

Some data labels omitted for visual purposes

1. Goods and services distribution

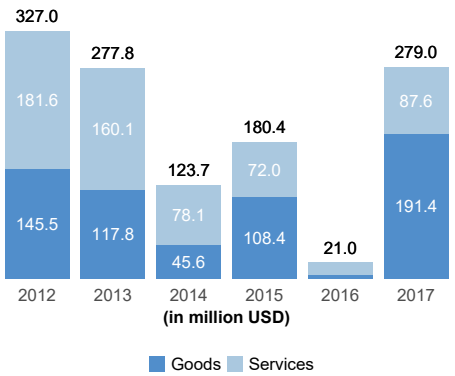

2. Supplier distribution

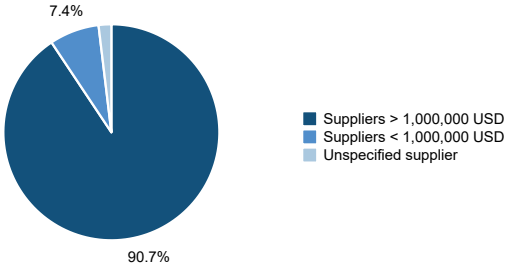

Share of total procurement volume by suppliers with aggregate volume greater or less than 1 million USD.
Total number of suppliers: 814
Total number of suppliers with volume > 1 million USD: 29

3. Procurement by category

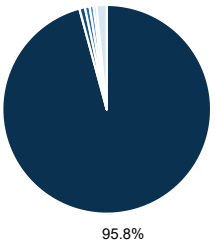

Goods

- IT and communications equipment
- Tools and general machinery
- Food and beverage products
- Furniture
- Pharmaceuticals, contraceptives, vaccines
- Other

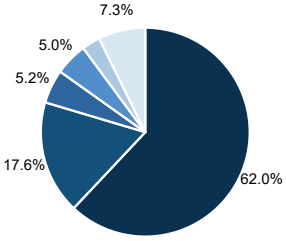

Services

- Engineering and research services
- Management and admin services
- Financial and insurance services
- Building and maintenance services
- Transportation, storage, mail services
- Other

4. Procurement by organization

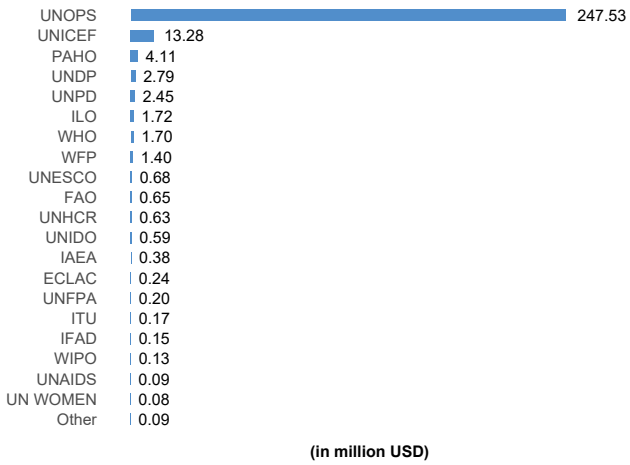

BRAZIL

2168 companies are registered on UNGM as potential suppliers for the UN

22 different UN organizations procured goods and services from this country in 2017

Procurement value: 190.45 million USD
Growth over previous year: 74.4%
% of total UN procurement: 1.02%

30th largest country supplier to the UN system in 2017

Some data labels omitted for visual purposes

1. Goods and services distribution

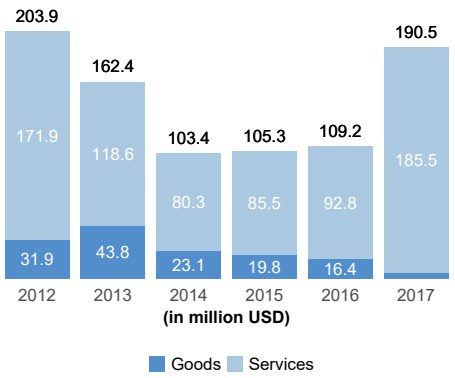

2. Supplier distribution

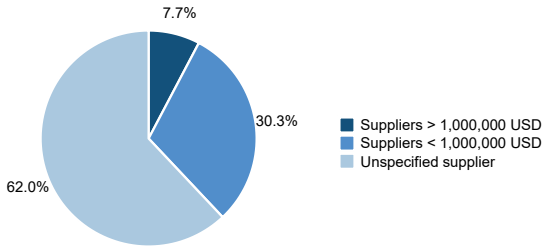

Share of total procurement volume by suppliers with aggregate volume greater or less than 1 million USD.
Total number of suppliers: 1917
Total number of suppliers with volume > 1 million USD: 8

3. Procurement by category

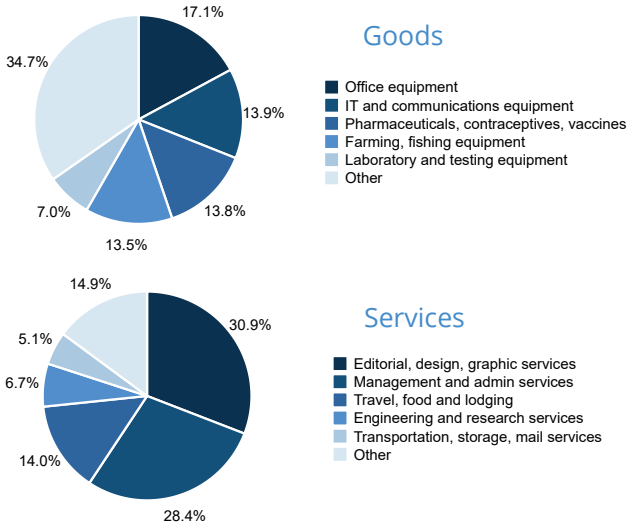

4. Procurement by organization

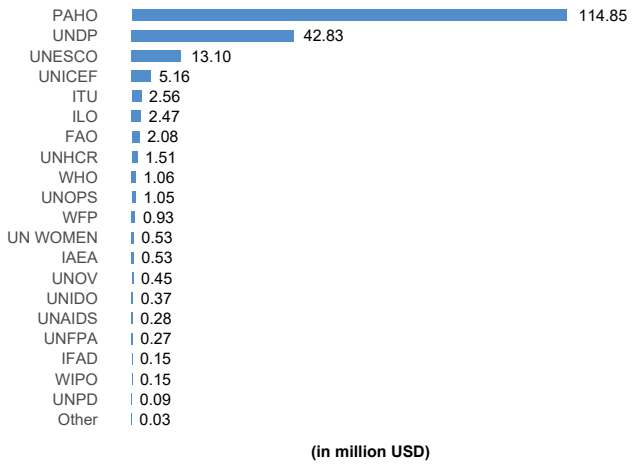

CHINA

6143 companies are registered on UNGM as potential suppliers for the UN

33 different UN organizations procured goods and services from this country in 2017

Procurement value: 220.02 million USD
Growth over previous year: −3.75%
% of total UN procurement: 1.18%

23rd largest country supplier to the UN system in 2017

Some data labels omitted for visual purposes

1. Goods and services distribution

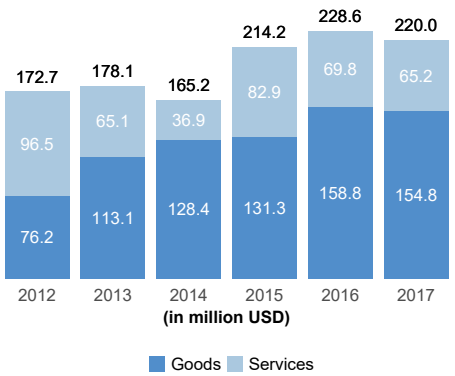

2. Supplier distribution

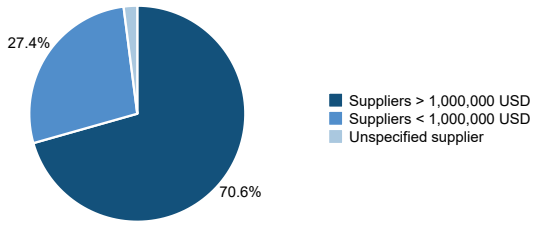

Share of total procurement volume by suppliers with aggregate volume greater or less than 1 million USD.
Total number of suppliers: 1148
Total number of suppliers with volume > 1 million USD: 36

3. Procurement by category

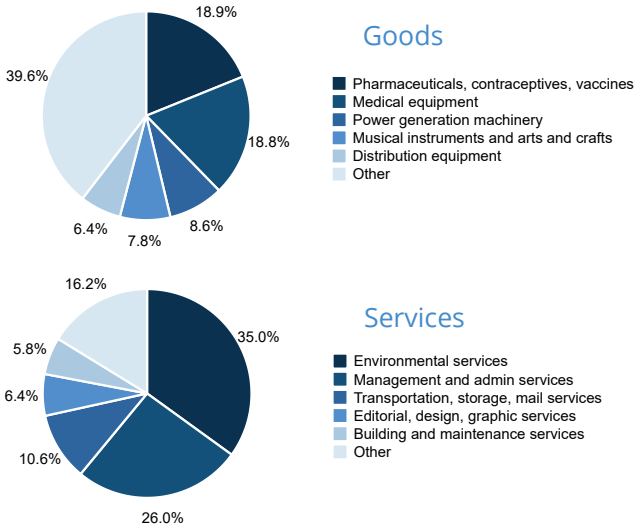

4. Procurement by organization

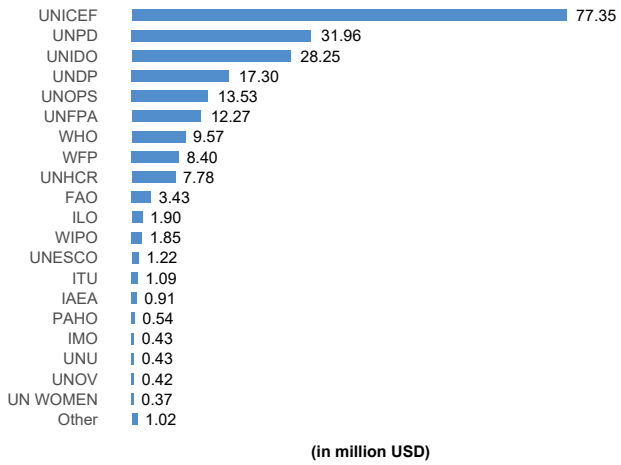

ETHIOPIA

2134 companies are registered on UNGM as potential suppliers for the UN

24 different UN organizations procured goods and services from this country in 2017

Procurement value: 263.16 million USD
Growth over previous year: 5.63%
% of total UN procurement: 1.41%

19th largest country supplier to the UN system in 2017

Some data labels omitted for visual purposes

1. Goods and services distribution

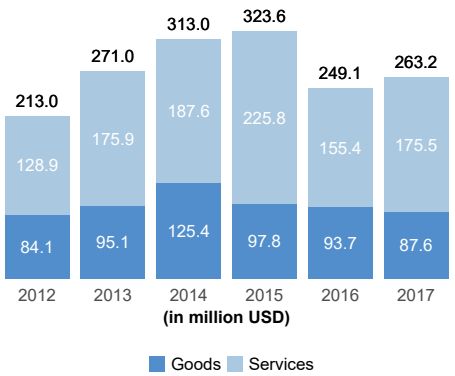

2. Supplier distribution

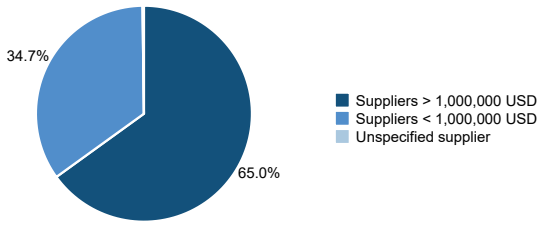

Share of total procurement volume by suppliers with aggregate volume greater or less than 1 million USD.
Total number of suppliers: 1681
Total number of suppliers with volume > 1 million USD: 36

3. Procurement by category

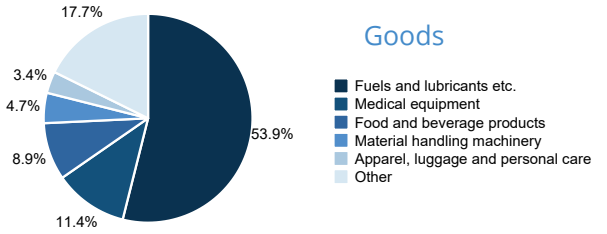

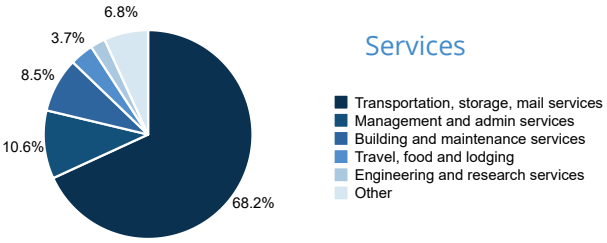

4. Procurement by organization

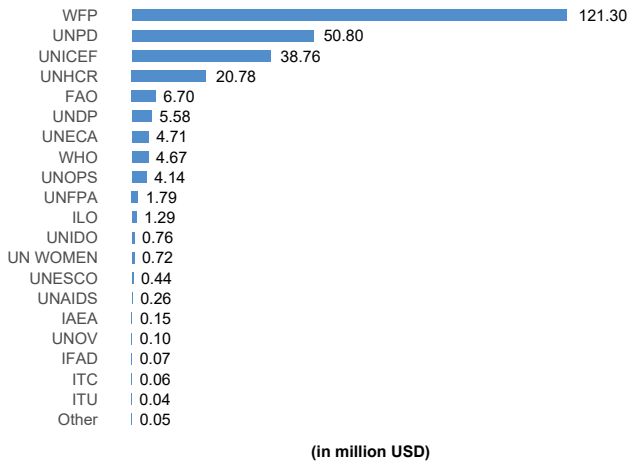

INDIA

6794 companies are registered on UNGM as potential suppliers for the UN

32 different UN organizations procured goods and services from this country in 2017

Procurement value: 906.95 million USD
Growth over previous year: −14.8%
% of total UN procurement: 4.87%

2nd largest country supplier to the UN system in 2017

Some data labels omitted for visual purposes

1. Goods and services distribution

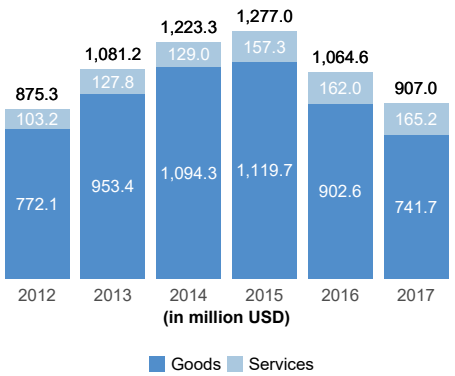

2. Supplier distribution

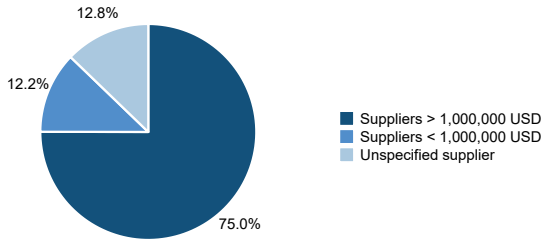

Share of total procurement volume by suppliers with aggregate volume greater or less than 1 million USD.
Total number of suppliers: 2445
Total number of suppliers with volume > 1 million USD: 81

3. Procurement by category

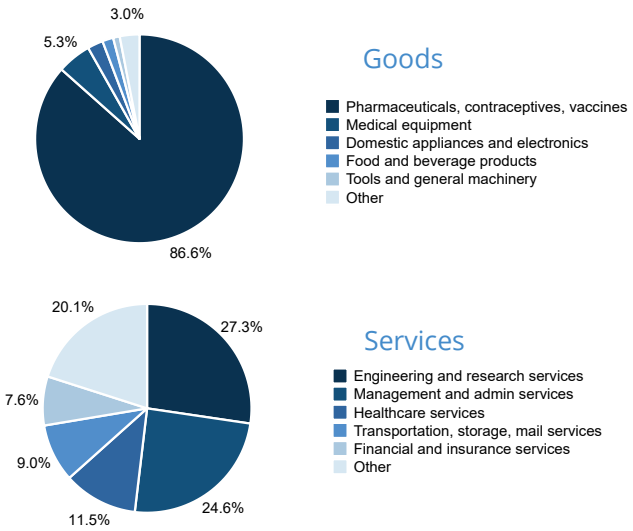

4. Procurement by organization

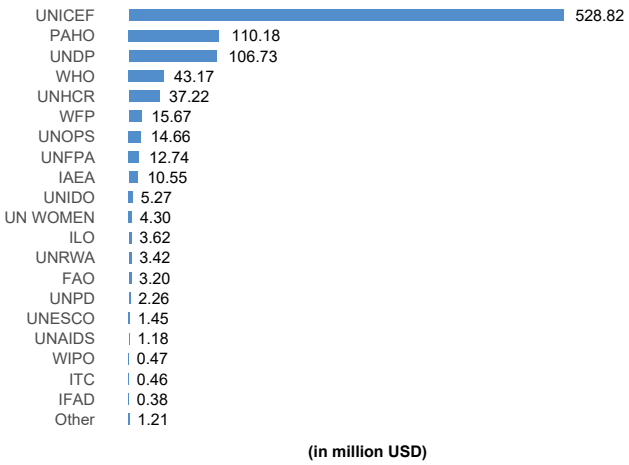

IRAQ

3547 companies are registered on UNGM as potential suppliers for the UN

16 different UN organizations procured goods and services from this country in 2017

Procurement value: 383.32 million USD
Growth over previous year: 85.84%
% of total UN procurement: 2.06%

13rd largest country supplier to the UN system in 2017

Some data labels omitted for visual purposes

1. Goods and services distribution

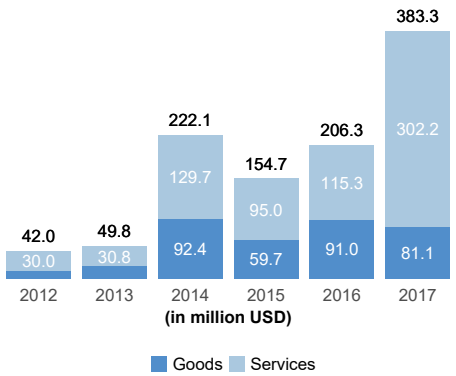

2. Supplier distribution

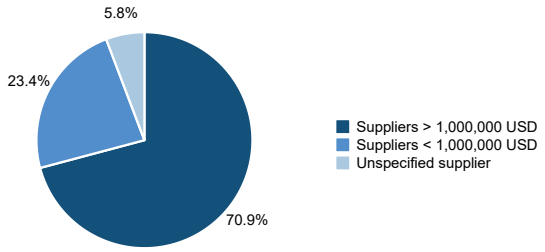

Share of total procurement volume by suppliers with aggregate volume greater or less than 1 million USD.
Total number of suppliers: 827
Total number of suppliers with volume > 1 million USD: 90

3. Procurement by category

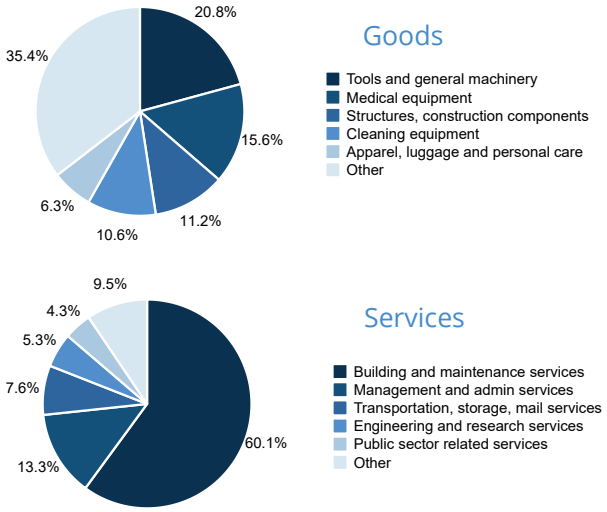

4. Procurement by organization

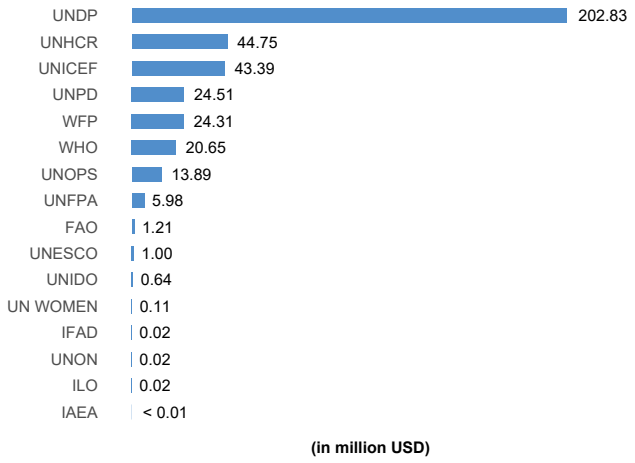

JORDAN

2590 companies are registered on UNGM as potential suppliers for the UN

23 different UN organizations procured goods and services from this country in 2017

Procurement value: 357.77 million USD
Growth over previous year: 14.09%
% of total UN procurement: 1.92%

14th largest country supplier to the UN system in 2017

Some data labels omitted for visual purposes

1. Goods and services distribution

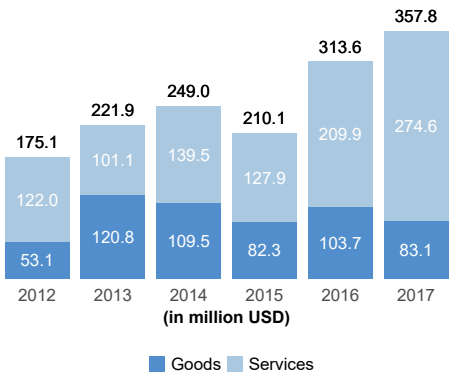

2. Supplier distribution

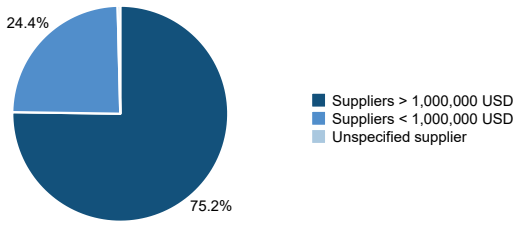

Share of total procurement volume by suppliers with aggregate volume greater or less than 1 million USD.
Total number of suppliers: 1991
Total number of suppliers with volume > 1 million USD: 46

3. Procurement by category

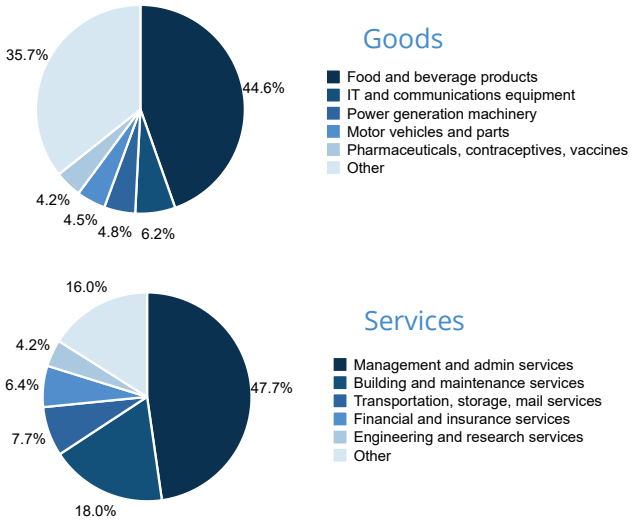

4. Procurement by organization

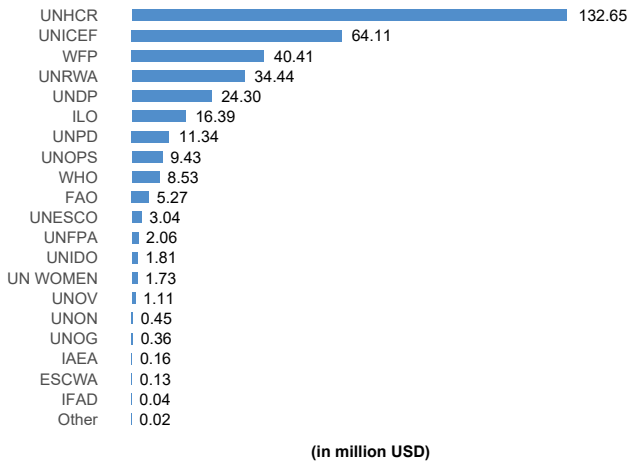

KENYA

14110 companies are registered on UNGM as potential suppliers for the UN

28 different UN organizations procured goods and services from this country in 2017

Procurement value: 502.9 million USD
Growth over previous year: 27.45%
% of total UN procurement: 2.7%

10th largest country supplier to the UN system in 2017

Some data labels omitted for visual purposes

1. Goods and services distribution

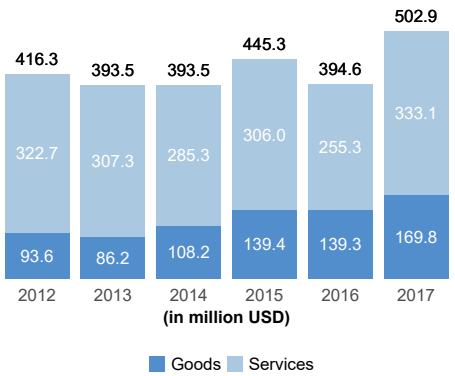

2. Supplier distribution

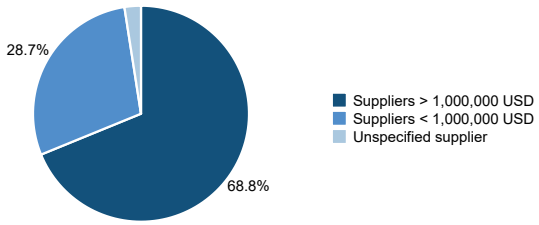

Share of total procurement volume by suppliers with aggregate volume greater or less than 1 million USD.
Total number of suppliers: 2848
Total number of suppliers with volume > 1 million USD: 77

3. Procurement by category

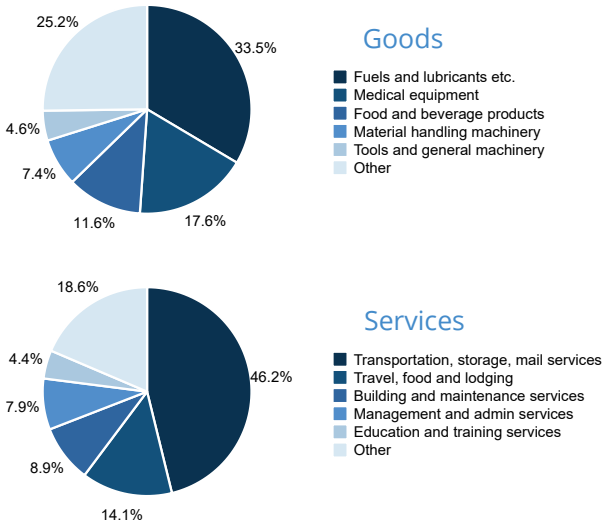

4. Procurement by organization

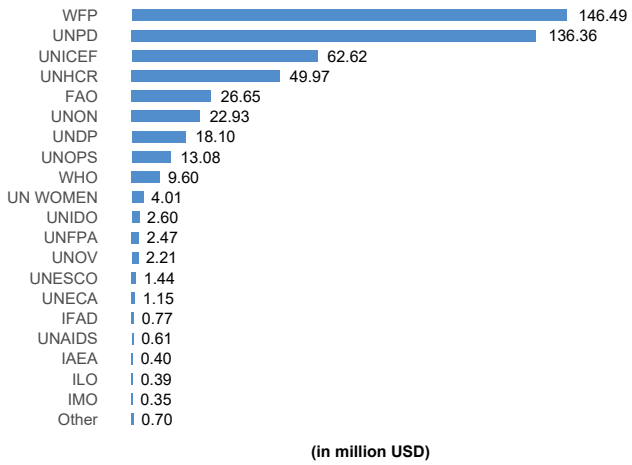

LEBANON

3156 companies are registered on UNGM as potential suppliers for the UN

25 different UN organizations procured goods and services from this country in 2017

Procurement value: 325.16 million USD
Growth over previous year: 11.9%
% of total UN procurement: 1.75%

16th largest country supplier to the UN system in 2017

Some data labels omitted for visual purposes

1. Goods and services distribution

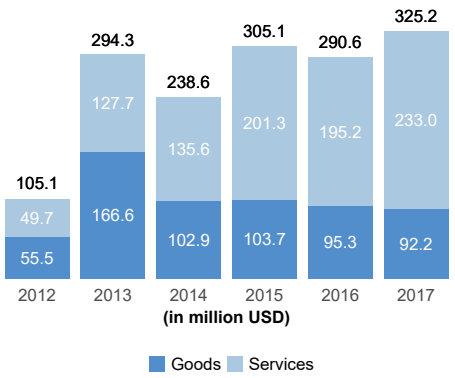

2. Supplier distribution

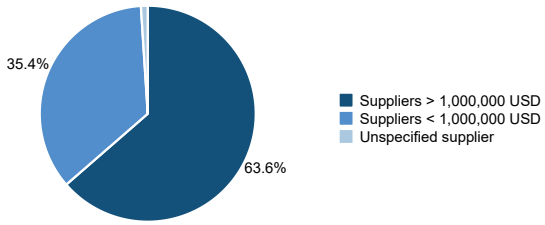

Share of total procurement volume by suppliers with aggregate volume greater or less than 1 million USD.
Total number of suppliers: 2927
Total number of suppliers with volume > 1 million USD: 57

3. Procurement by category

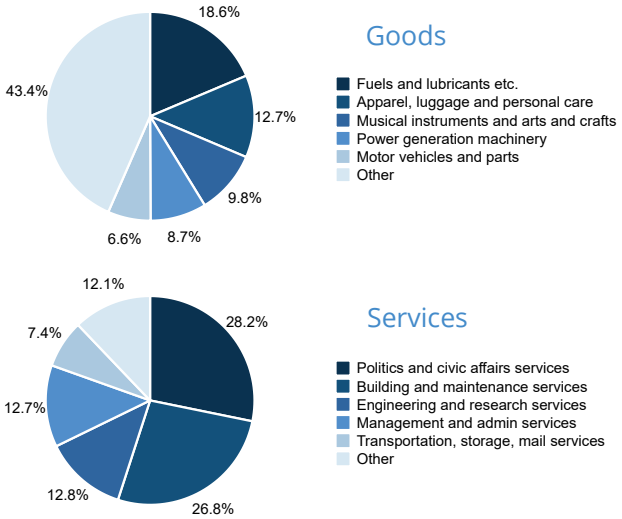

4. Procurement by organization

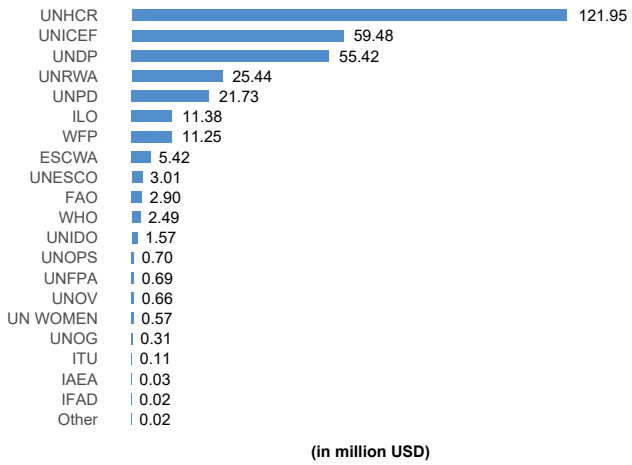

NIGERIA

4625 companies are registered on UNGM as potential suppliers for the UN

22 different UN organizations procured goods and services from this country in 2017

Procurement value: 209.46 million USD
Growth over previous year: 53.81%
% of total UN procurement: 1.12%

25th largest country supplier to the UN system in 2017

Some data labels omitted for visual purposes

1. Goods and services distribution

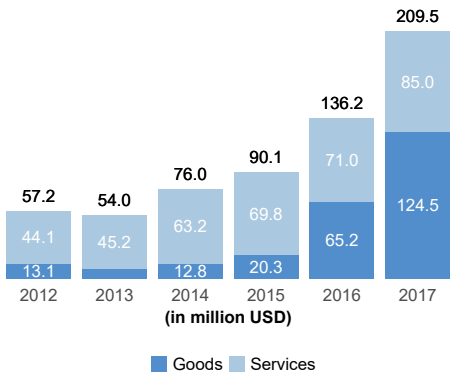

2. Supplier distribution

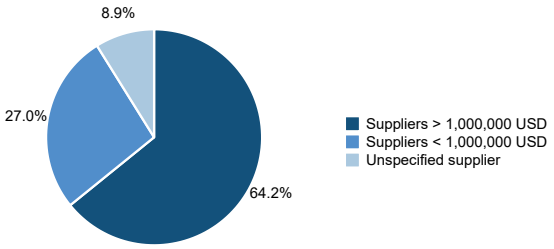

Share of total procurement volume by suppliers with aggregate volume greater or less than 1 million USD.
Total number of suppliers: 1480
Total number of suppliers with volume > 1 million USD: 29

3. Procurement by category

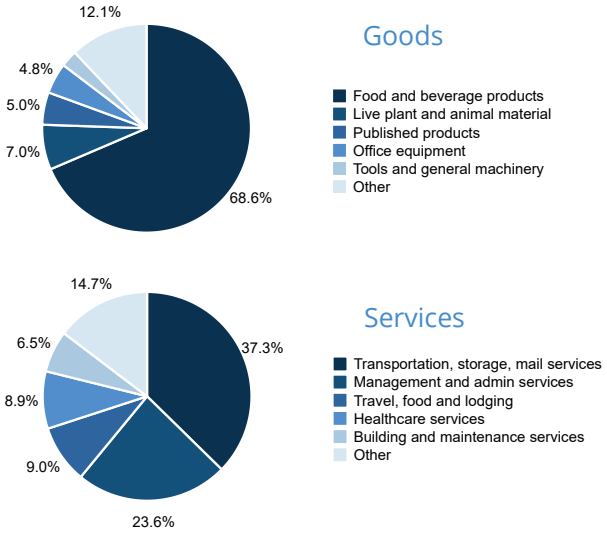

4. Procurement by organization

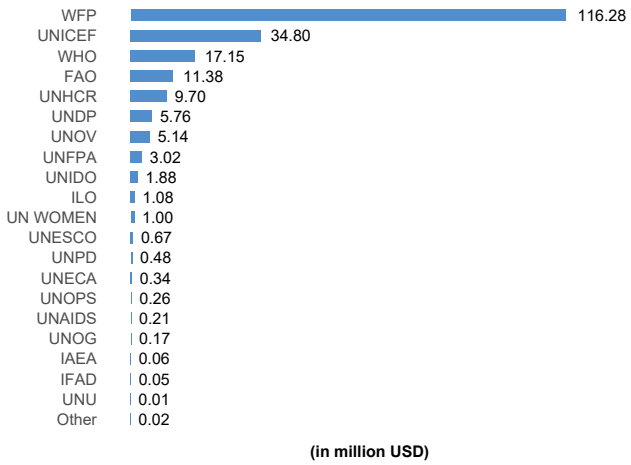

PANAMA

1026 companies are registered on UNGM as potential suppliers for the UN

21 different UN organizations procured goods and services from this country in 2017

Procurement value: 191.12 million USD
Growth over previous year: 33.12%
% of total UN procurement: 1.03%

29th largest country supplier to the UN system in 2017

Some data labels omitted for visual purposes

1. Goods and services distribution

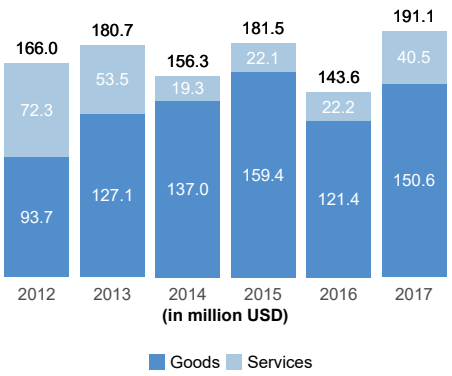

2. Supplier distribution

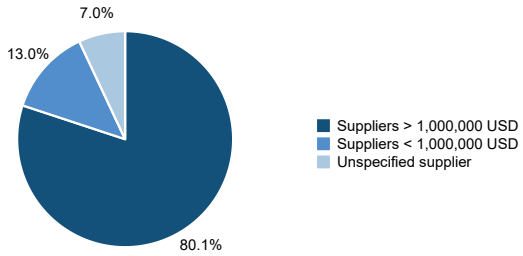

Share of total procurement volume by suppliers with aggregate volume greater or less than 1 million USD.
Total number of suppliers: 956
Total number of suppliers with volume > 1 million USD: 8

3. Procurement by category

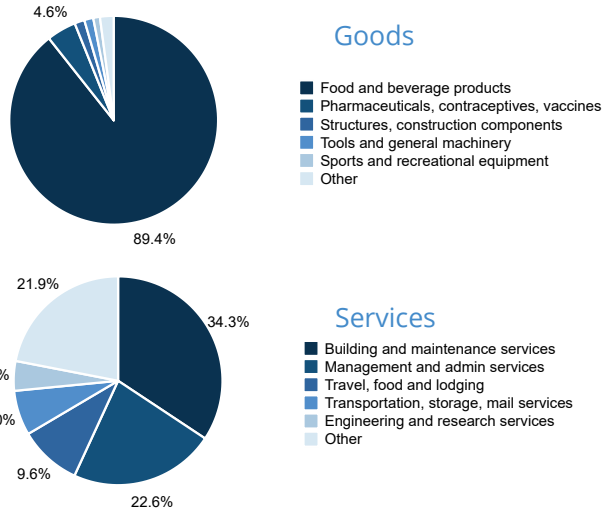

4. Procurement by organization

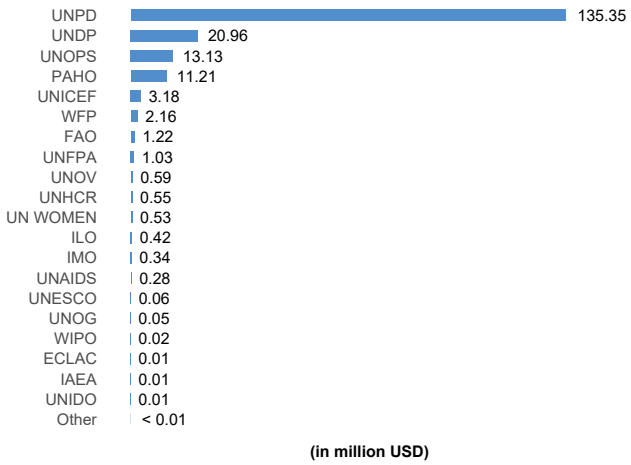

REPUBLIC OF KOREA

1810 companies are registered on UNGM as potential suppliers for the UN

25 different UN organizations procured goods and services from this country in 2017

Procurement value: 201.75 million USD
Growth over previous year: −6.21%
% of total UN procurement: 1.08%

27th largest country supplier to the UN system in 2017

Some data labels omitted for visual purposes

1. Goods and services distribution

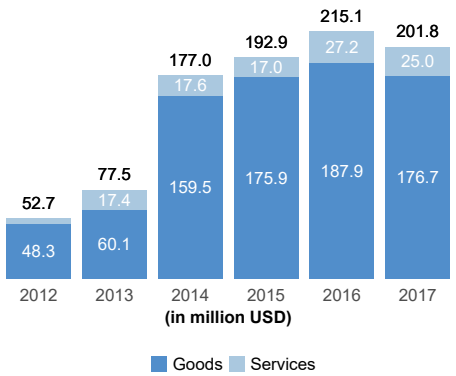

2. Supplier distribution

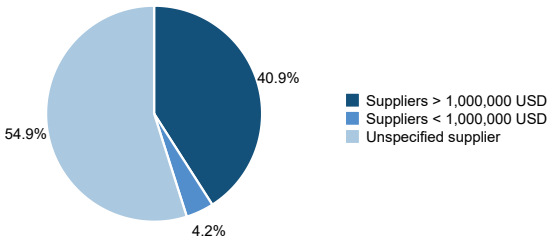

Share of total procurement volume by suppliers with aggregate volume greater or less than 1 million USD.
Total number of suppliers: 317
Total number of suppliers with volume > 1 million USD: 12

3. Procurement by category

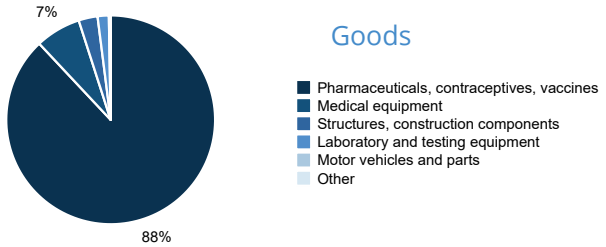

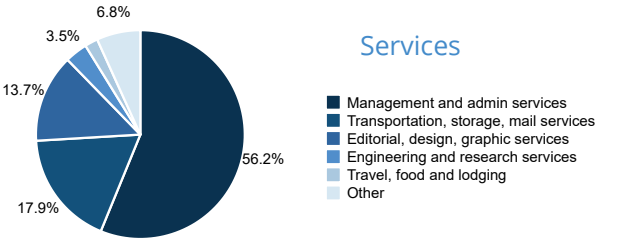

4. Procurement by organization

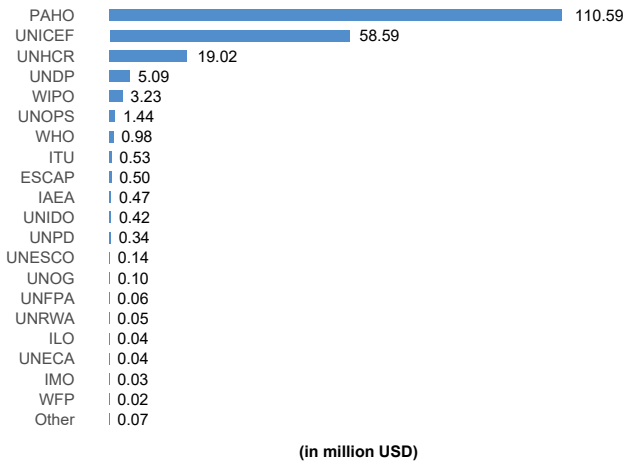

RUSSIAN FEDERATION

722 companies are registered on UNGM as potential suppliers for the UN

26 different UN organizations procured goods and services from this country in 2017

Procurement value: 286.8 million USD
Growth over previous year: −12.46%
% of total UN procurement: 1.54%

17th largest country supplier to the UN system in 2017

Some data labels omitted for visual purposes

1. Goods and services distribution

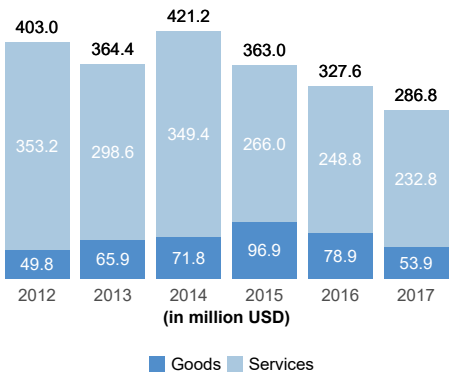

2. Supplier distribution

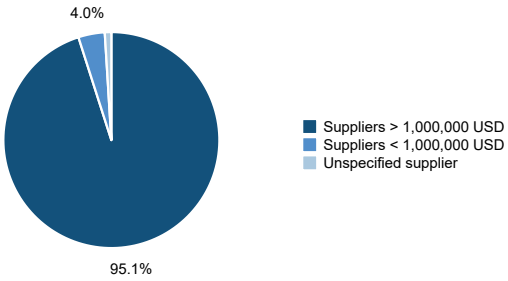

Share of total procurement volume by suppliers with aggregate volume greater or less than 1 million USD.
Total number of suppliers: 498
Total number of suppliers with volume > 1 million USD: 21

3. Procurement by category

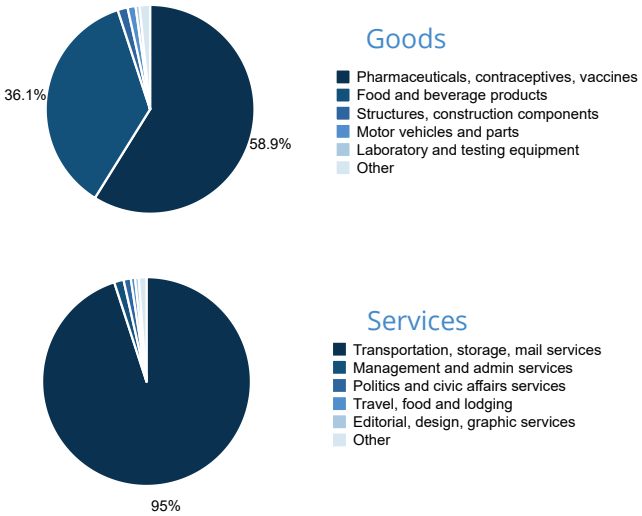

4. Procurement by organization

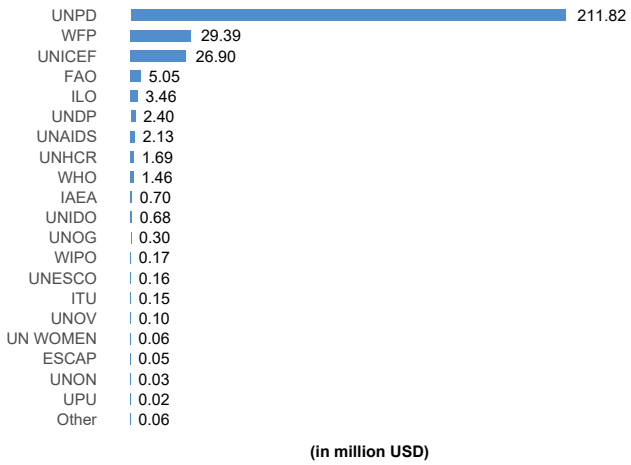

SOUTH AFRICA

4300 companies are registered on UNGM as potential suppliers for the UN

29 different UN organizations procured goods and services from this country in 2017

Procurement value: 227.56 million USD
Growth over previous year: 17.51%
% of total UN procurement: 1.22%

22nd largest country supplier to the UN system in 2017

Some data labels omitted for visual purposes

1. Goods and services distribution

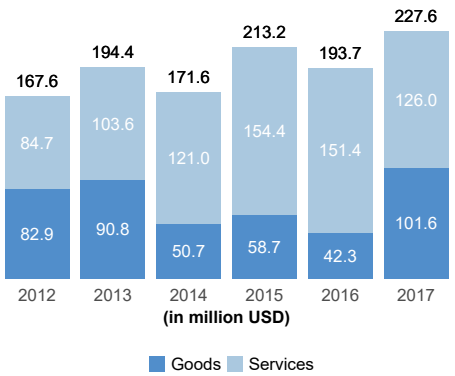

2. Supplier distribution

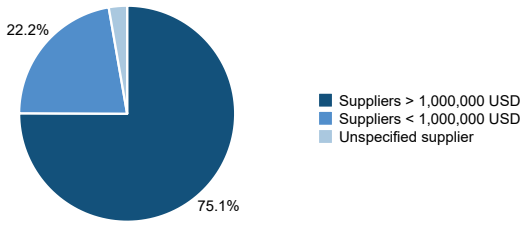

Share of total procurement volume by suppliers with aggregate volume greater or less than 1 million USD.
Total number of suppliers: 1285
Total number of suppliers with volume > 1 million USD: 30

3. Procurement by category

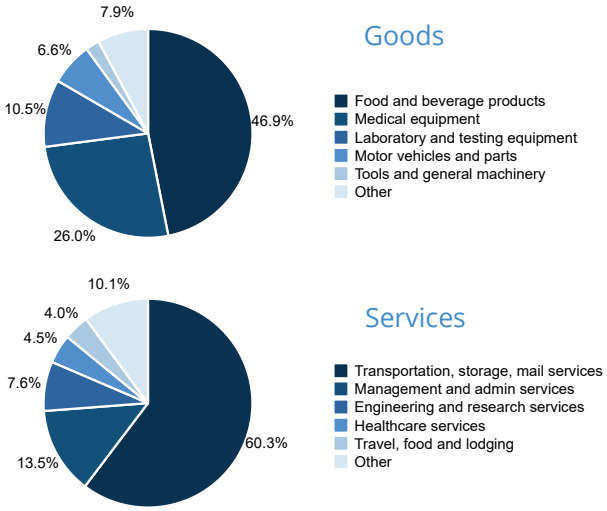

4. Procurement by organization

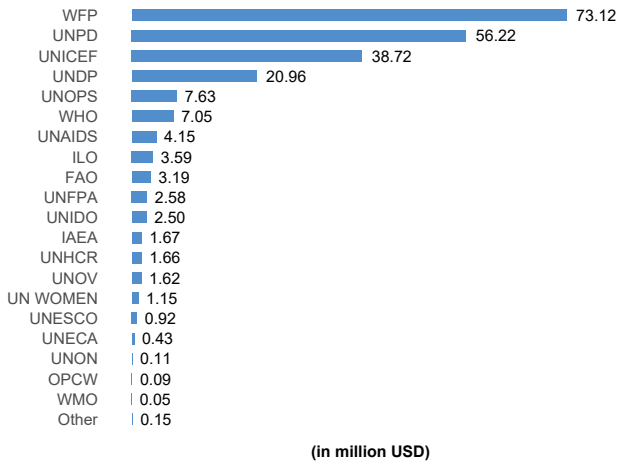

SOUTH SUDAN

2205 companies are registered on UNGM as potential suppliers for the UN

16 different UN organizations procured goods and services from this country in 2017

Procurement value: 204.08 million USD
Growth over previous year: 14.23%
% of total UN procurement: 1.1%

26th largest country supplier to the UN system in 2017

Some data labels omitted for visual purposes

1. Goods and services distribution

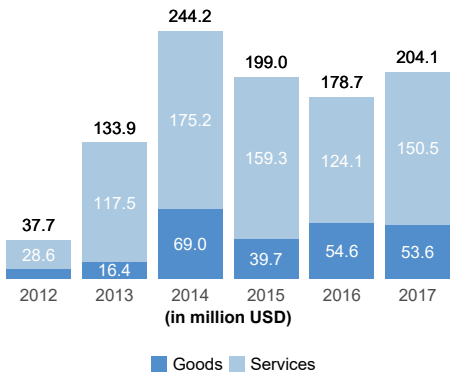

2. Supplier distribution

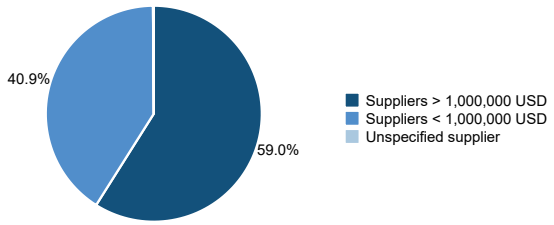

Share of total procurement volume by suppliers with aggregate volume greater or less than 1 million USD.
Total number of suppliers: 975
Total number of suppliers with volume > 1 million USD: 37

3. Procurement by category

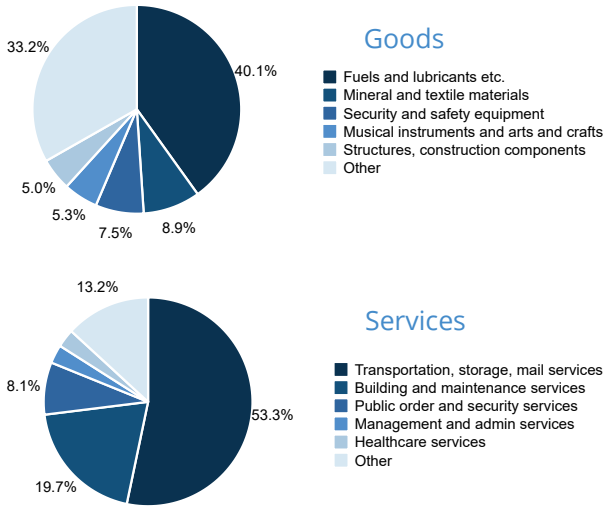

4. Procurement by organization

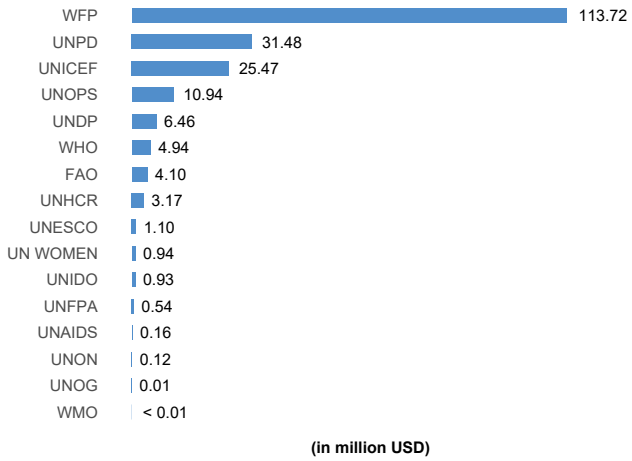

SUDAN

1719 companies are registered on UNGM as potential suppliers for the UN

21 different UN organizations procured goods and services from this country in 2017

Procurement value: 257.66 million USD
Growth over previous year: 46.24%
% of total UN procurement: 1.38%

20th largest country supplier to the UN system in 2017

Some data labels omitted for visual purposes

1. Goods and services distribution

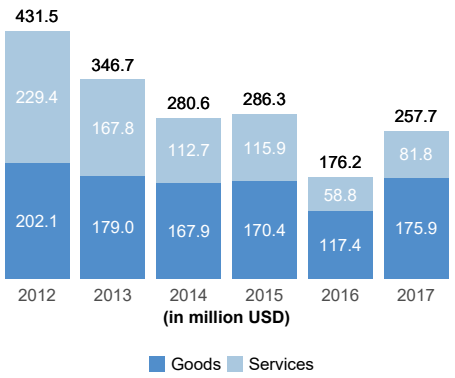

2. Supplier distribution

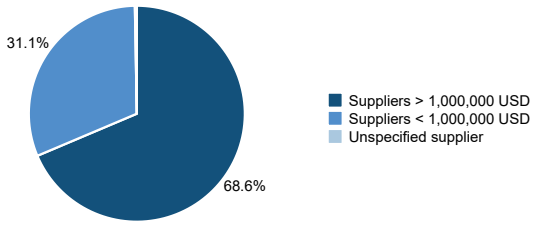

Share of total procurement volume by suppliers with aggregate volume greater or less than 1 million USD.
Total number of suppliers: 1412
Total number of suppliers with volume > 1 million USD: 29

3. Procurement by category

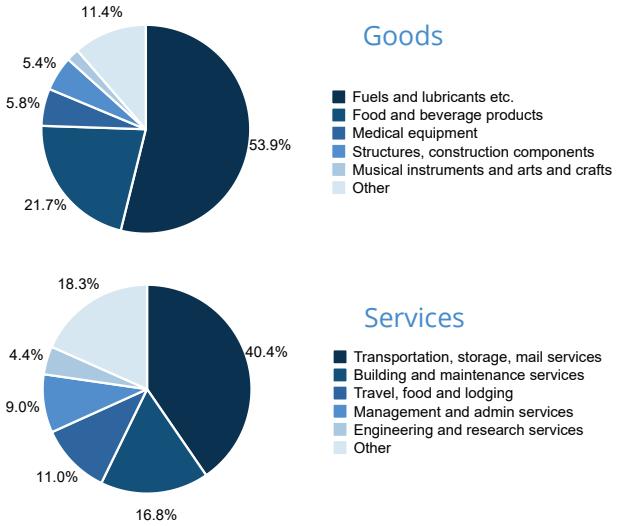

4. Procurement by organization

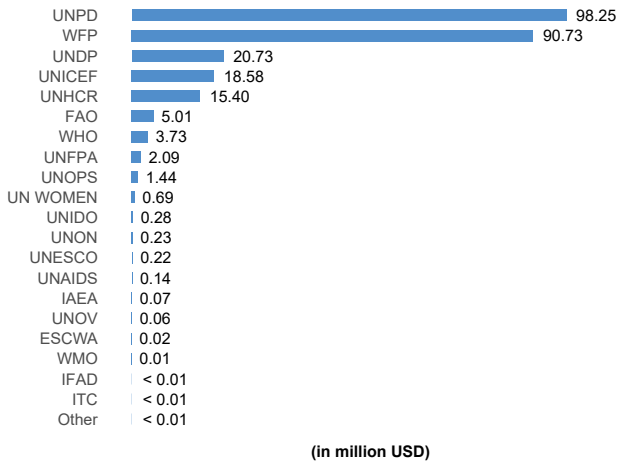

TURKEY

2652 companies are registered on UNGM as potential suppliers for the UN

24 different UN organizations procured goods and services from this country in 2017

Procurement value: 461.22 million USD
Growth over previous year: −28.94%
% of total UN procurement: 2.48%

11st largest country supplier to the UN system in 2017

Some data labels omitted for visual purposes

1. Goods and services distribution

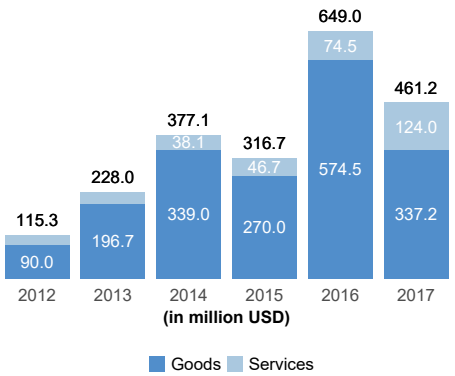

2. Supplier distribution

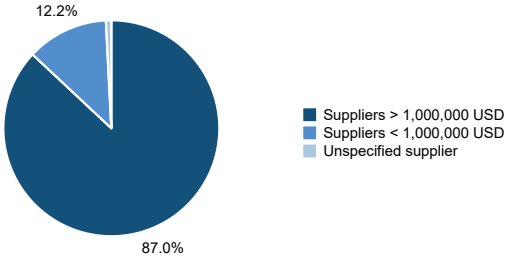

Share of total procurement volume by suppliers with aggregate volume greater or less than 1 million USD.
Total number of suppliers: 1355
Total number of suppliers with volume > 1 million USD: 64

3. Procurement by category

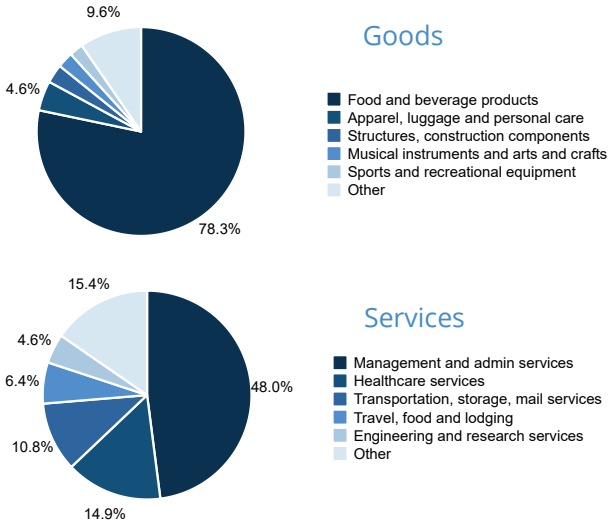

4. Procurement by organization

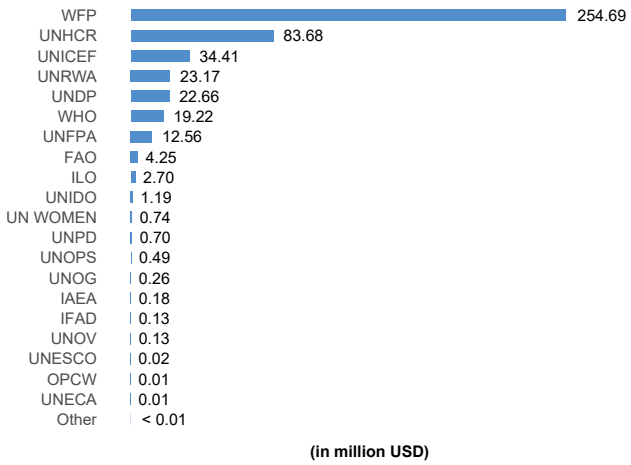

UGANDA

3793 companies are registered on UNGM as potential suppliers for the UN

24 different UN organizations procured goods and services from this country in 2017

Procurement value: 193.56 million USD
Growth over previous year: 58.34%
% of total UN procurement: 1.04%

28th largest country supplier to the UN system in 2017

Some data labels omitted for visual purposes

1. Goods and services distribution

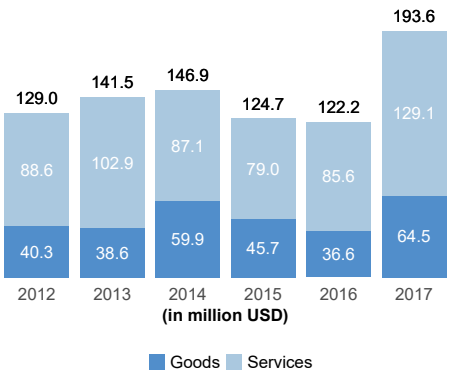

2. Supplier distribution

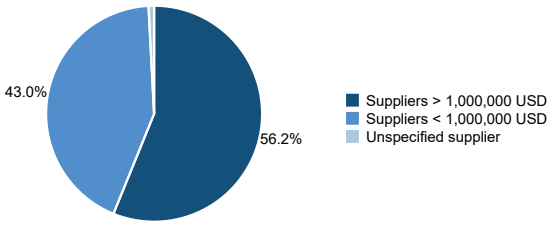

Share of total procurement volume by suppliers with aggregate volume greater or less than 1 million USD.
Total number of suppliers: 1383
Total number of suppliers with volume > 1 million USD: 37

3. Procurement by category

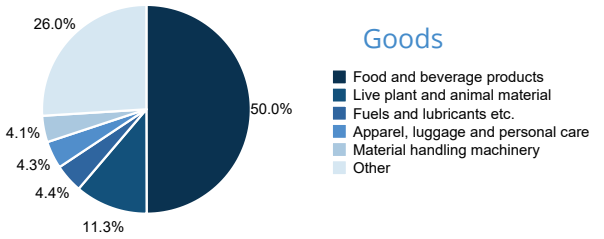

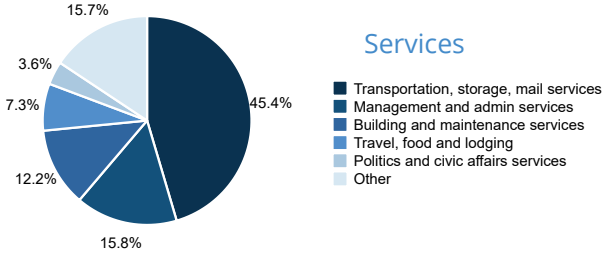

4. Procurement by organization

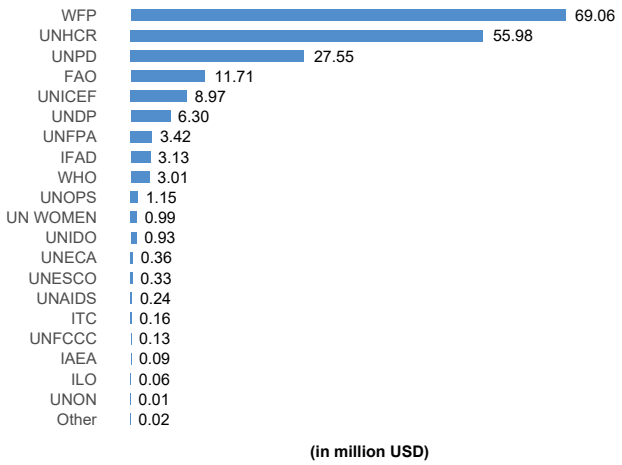

UNITED ARAB EMIRATES

2774 companies are registered on UNGM as potential suppliers for the UN

27 different UN organizations procured goods and services from this country in 2017

Procurement value: 796.79 million USD
Growth over previous year: −8.29%
% of total UN procurement: 4.28%

3rd largest country supplier to the UN system in 2017

Some data labels omitted for visual purposes

1. Goods and services distribution

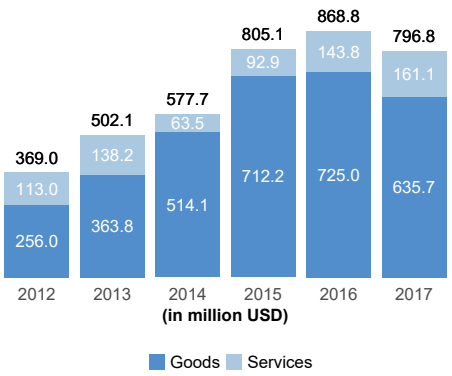

2. Supplier distribution

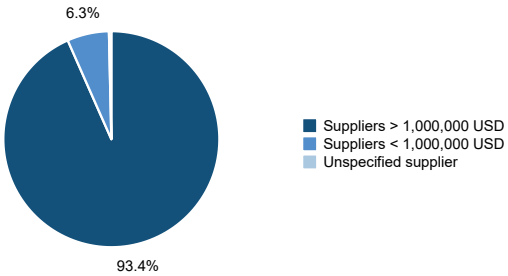

Share of total procurement volume by suppliers with aggregate volume greater or less than 1 million USD.
Total number of suppliers: 648
Total number of suppliers with volume > 1 million USD: 53

3. Procurement by category

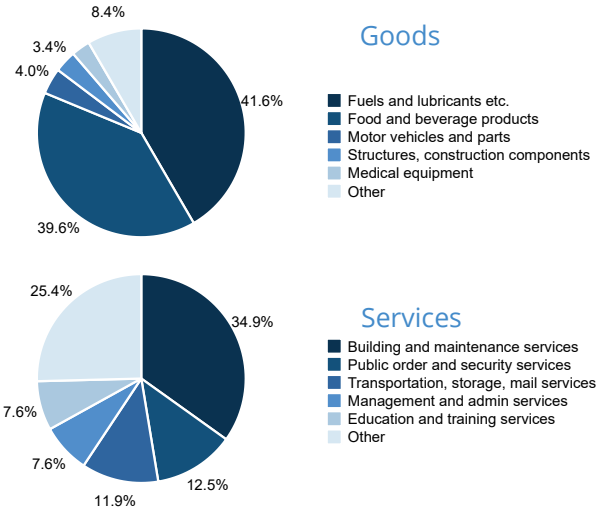

4. Procurement by organization

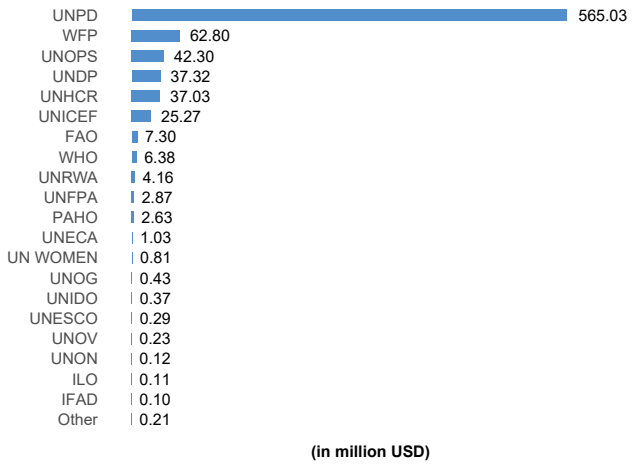

YEMEN

651 companies are registered on UNGM as potential suppliers for the UN

15 different UN organizations procured goods and services from this country in 2017

Procurement value: 433.65 million USD
Growth over previous year: 301.78%
% of total UN procurement: 2.33%

12nd largest country supplier to the UN system in 2017

Some data labels omitted for visual purposes

1. Goods and services distribution

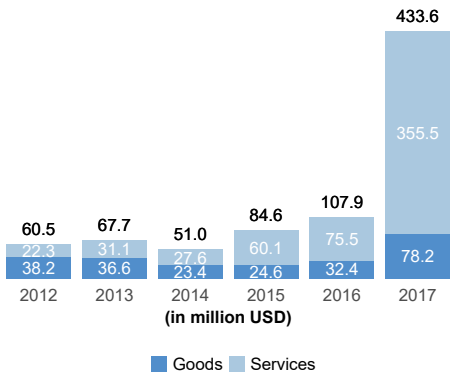

2. Supplier distribution

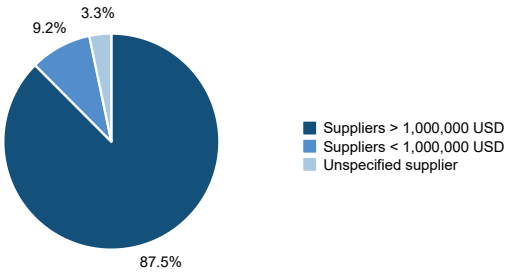

Share of total procurement volume by suppliers with aggregate volume greater or less than 1 million USD.
Total number of suppliers: 538
Total number of suppliers with volume > 1 million USD: 46

3. Procurement by category

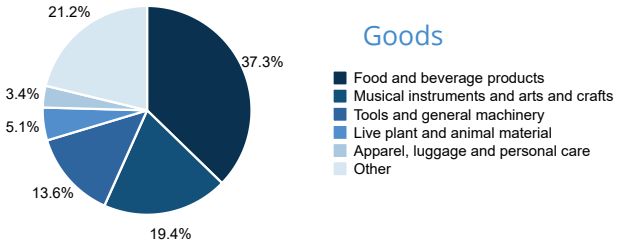

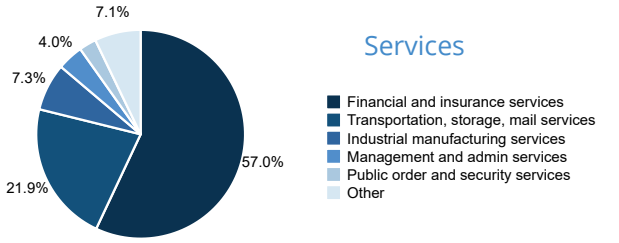

4. Procurement by organization

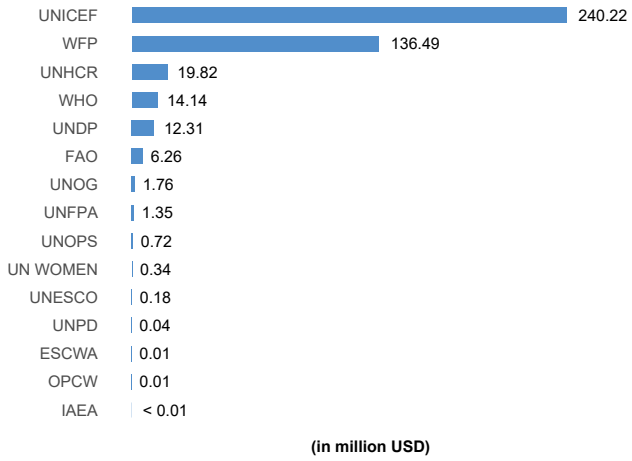

07

PROCUREMENT PROFILES OF THE DAC MEMBER COUNTRIES

AUSTRALIA

1545 companies are registered on UNGM as potential suppliers for the UN

32 different UN organizations procured goods and services from this country in 2017

Procurement value: 29.72 million USD
Growth over previous year: −30.53%
% of total UN procurement: 0.16%

79th largest country supplier to the UN system in 2017

Some data labels omitted for visual purposes

1. Goods and services distribution

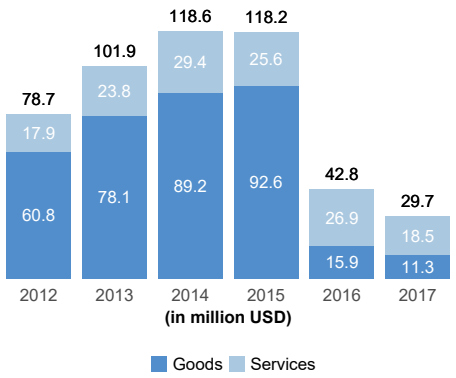

2. Supplier distribution

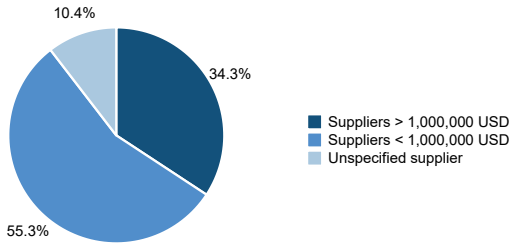

Share of total procurement volume by suppliers with aggregate volume greater or less than 1 million USD.
Total number of suppliers: 429
Total number of suppliers with volume > 1 million USD: 6

3. Procurement by category

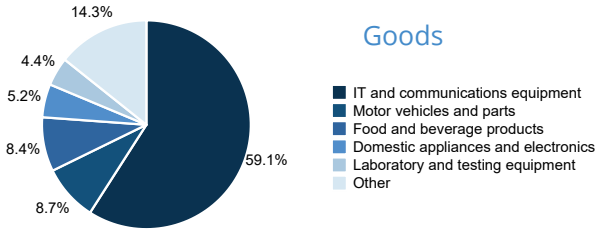

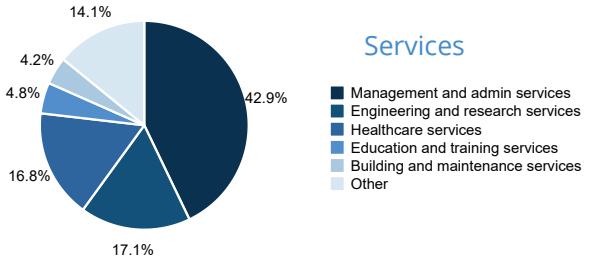

4. Procurement by organization

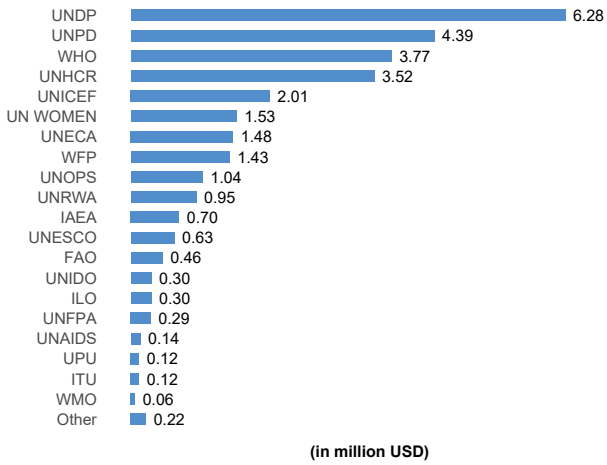

AUSTRIA

1362 companies are registered on UNGM as potential suppliers for the UN

29 different UN organizations procured goods and services from this country in 2017

Procurement value: 217.85 million USD
Growth over previous year: 68.38%
% of total UN procurement: 1.17%

24th largest country supplier to the UN system in 2017

Some data labels omitted for visual purposes

1. Goods and services distribution

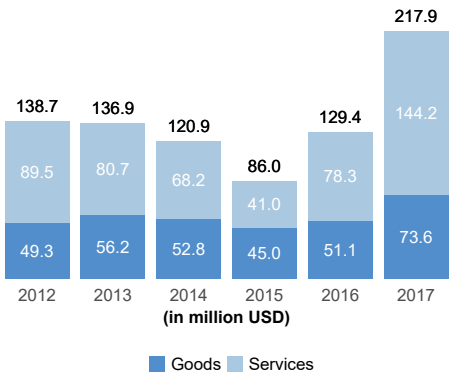

2. Supplier distribution

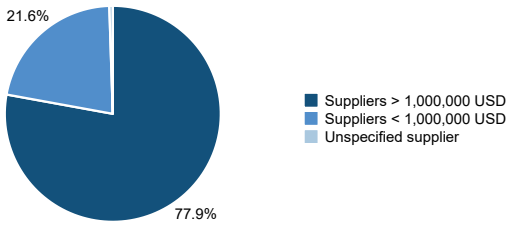

Share of total procurement volume by suppliers with aggregate volume greater or less than 1 million USD.
Total number of suppliers: 1346
Total number of suppliers with volume > 1 million USD: 32

3. Procurement by category

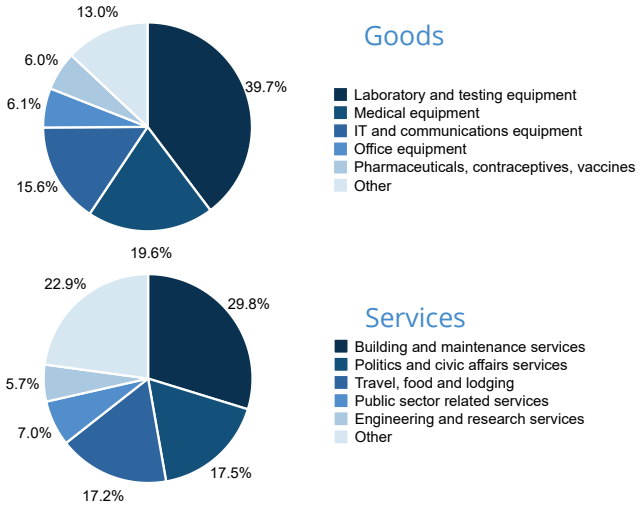

4. Procurement by organization

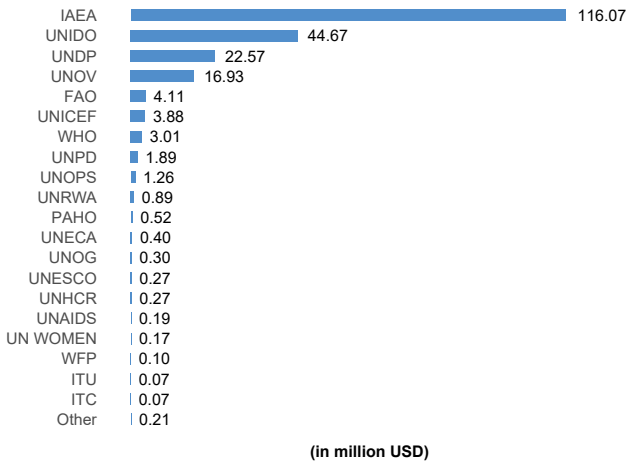

BELGIUM

1152 companies are registered on UNGM as potential suppliers for the UN

35 different UN organizations procured goods and services from this country in 2017

Procurement value: 718.8 million USD
Growth over previous year: −20.66%
% of total UN procurement: 3.86%

4th largest country supplier to the UN system in 2017

Some data labels omitted for visual purposes

1. Goods and services distribution

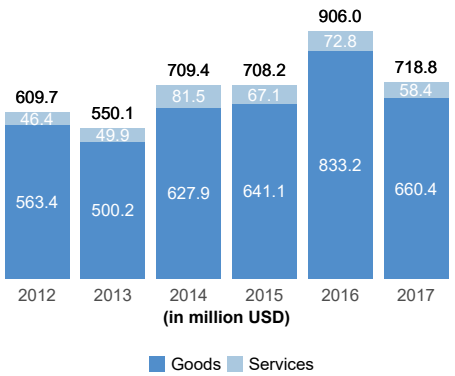

2. Supplier distribution

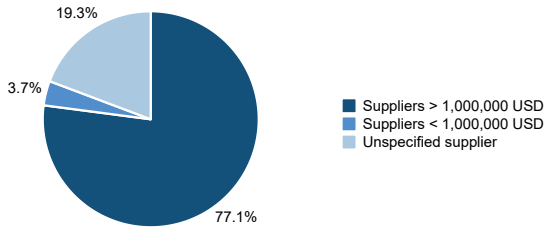

Share of total procurement volume by suppliers with aggregate volume greater or less than 1 million USD.
Total number of suppliers: 705
Total number of suppliers with volume > 1 million USD: 25

3. Procurement by category

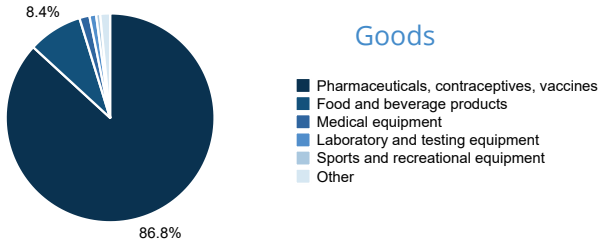

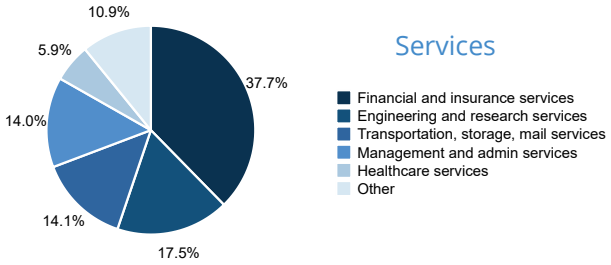

4. Procurement by organization

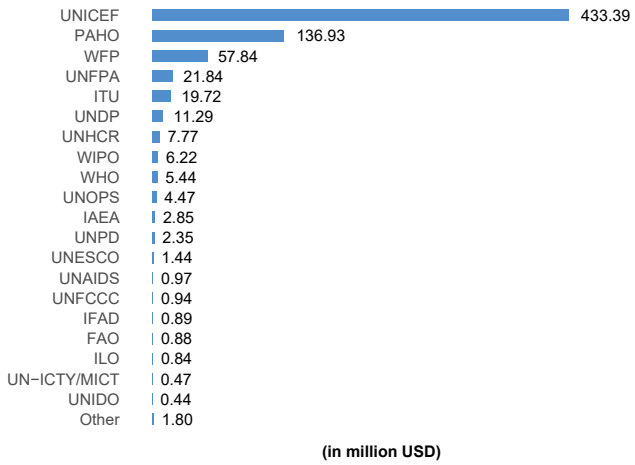

CANADA

2207 companies are registered on UNGM as potential suppliers for the UN

37 different UN organizations procured goods and services from this country in 2017

Procurement value: 132.76 million USD
Growth over previous year: 5.47%
% of total UN procurement: 0.71%

37th largest country supplier to the UN system in 2017

Some data labels omitted for visual purposes

1. Goods and services distribution

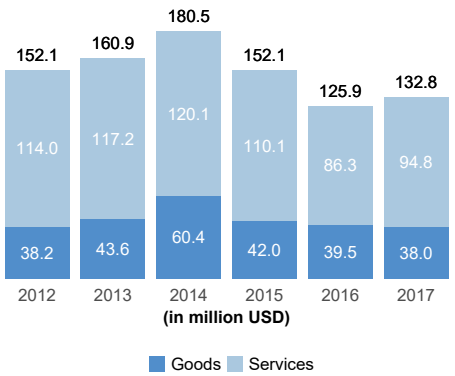

2. Supplier distribution

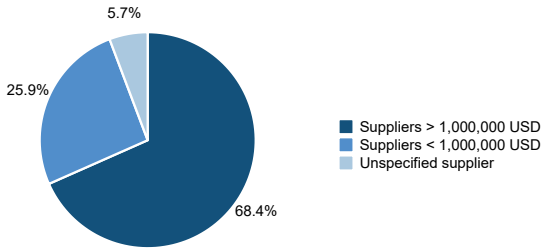

Share of total procurement volume by suppliers with aggregate volume greater or less than 1 million USD.
Total number of suppliers: 613
Total number of suppliers with volume > 1 million USD: 23

3. Procurement by category

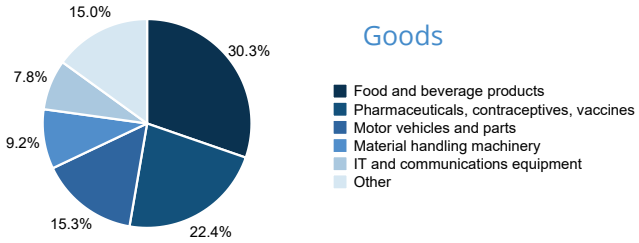

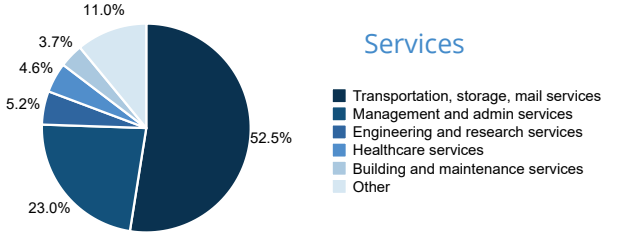

4. Procurement by organization

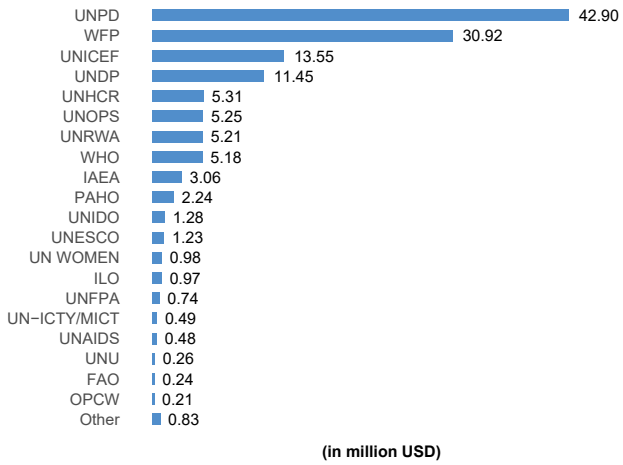

CZECHIA

308 companies are registered on UNGM as potential suppliers for the UN

21 different UN organizations procured goods and services from this country in 2017

Procurement value: 21.52 million USD
Growth over previous year: 64.14%
% of total UN procurement: 0.12%

95th largest country supplier to the UN system in 2017

Some data labels omitted for visual purposes

1. Goods and services distribution

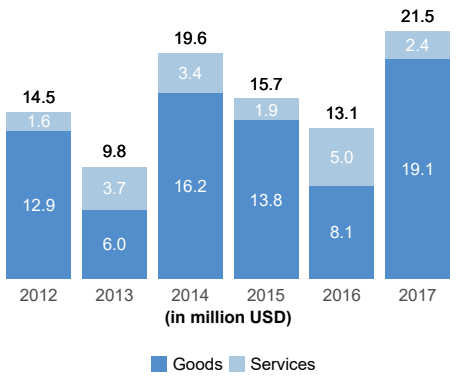

2. Supplier distribution

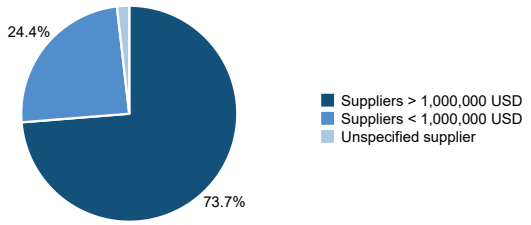

Share of total procurement volume by suppliers with aggregate volume greater or less than 1 million USD.
Total number of suppliers: 145
Total number of suppliers with volume > 1 million USD: 2

3. Procurement by category

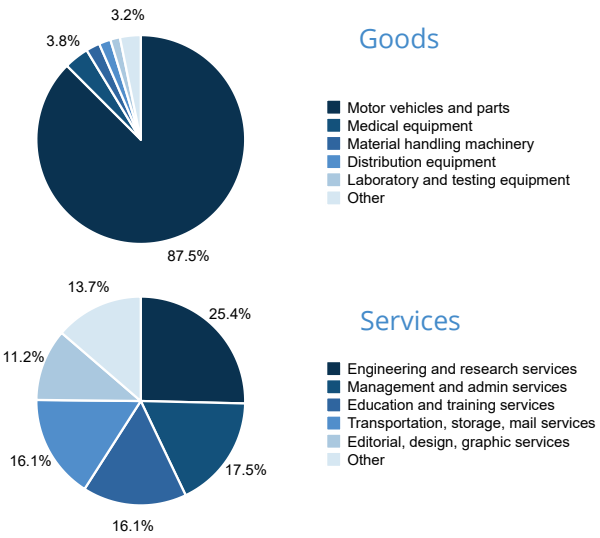

4. Procurement by organization

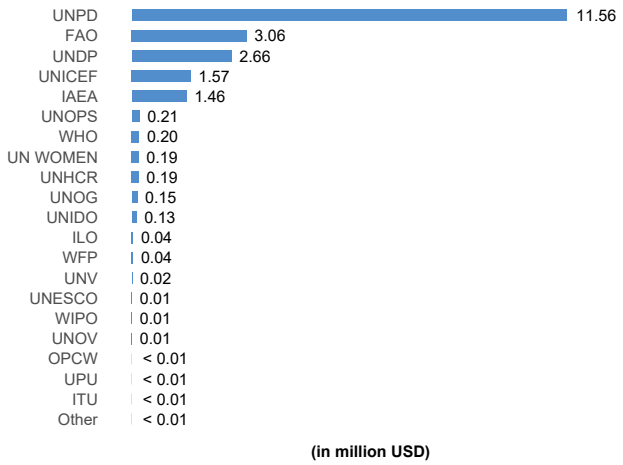

DENMARK

1209 companies are registered on UNGM as potential suppliers for the UN

35 different UN organizations procured goods and services from this country in 2017

Procurement value: 507.36 million USD
Growth over previous year: −31.31%
% of total UN procurement: 2.72%

9th largest country supplier to the UN system in 2017

Some data labels omitted for visual purposes

1. Goods and services distribution

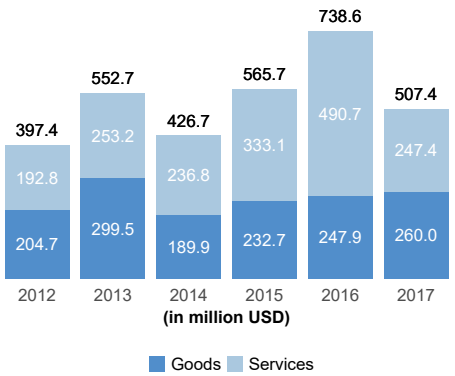

2. Supplier distribution

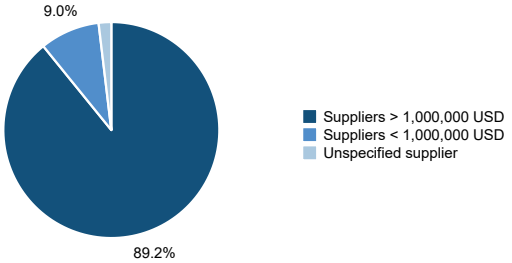

Share of total procurement volume by suppliers with aggregate volume greater or less than 1 million USD.
Total number of suppliers: 672
Total number of suppliers with volume > 1 million USD: 54

3. Procurement by category

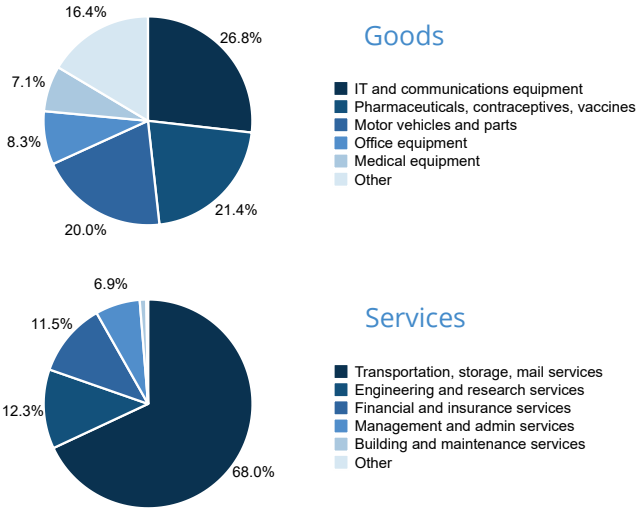

4. Procurement by organization

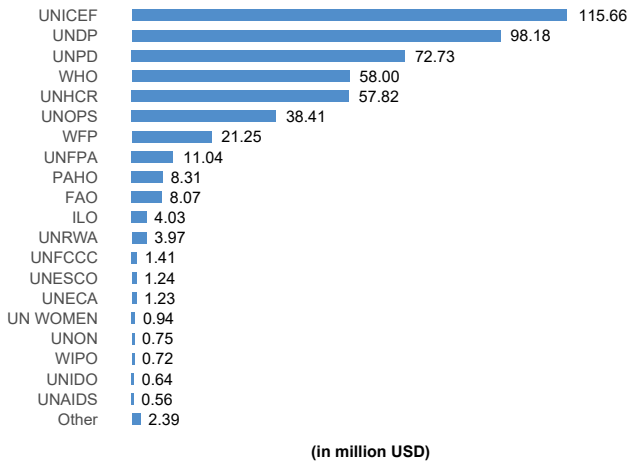

FINLAND

388 companies are registered on UNGM as potential suppliers for the UN

23 different UN organizations procured goods and services from this country in 2017

Procurement value: 9.27 million USD
Growth over previous year: 0.39%
% of total UN procurement: 0.05%

128th largest country supplier to the UN system in 2017

Some data labels omitted for visual purposes

1. Goods and services distribution

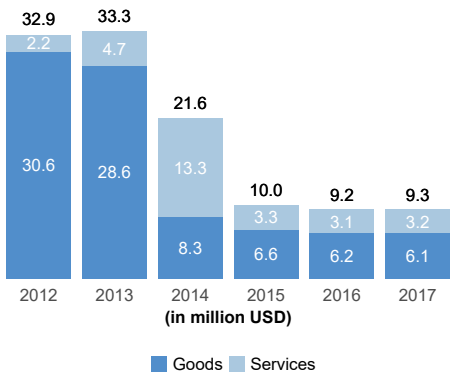

2. Supplier distribution

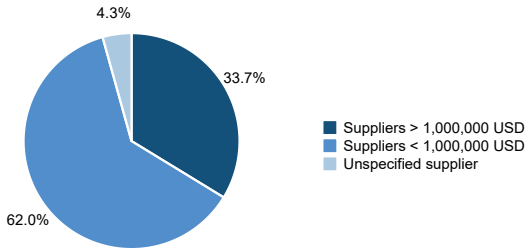

Share of total procurement volume by suppliers with aggregate volume greater or less than 1 million USD.
Total number of suppliers: 121
Total number of suppliers with volume > 1 million USD: 2

3. Procurement by category

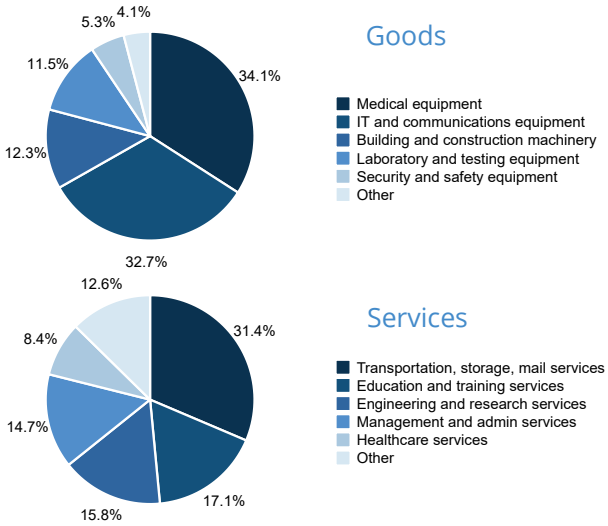

4. Procurement by organization

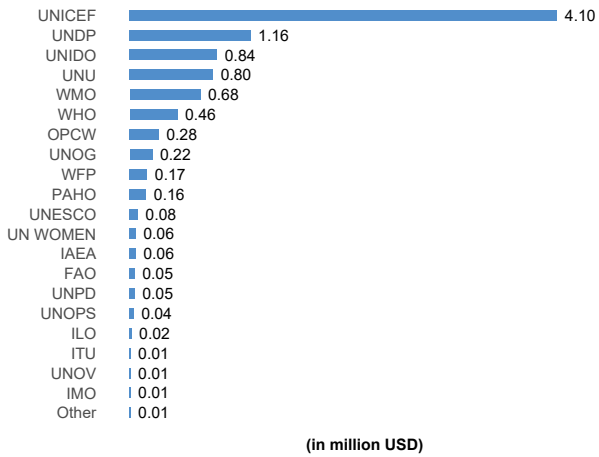

FRANCE

3241 companies are registered on UNGM as potential suppliers for the UN

37 different UN organizations procured goods and services from this country in 2017

Procurement value: 692.7 million USD
Growth over previous year: 13.66%
% of total UN procurement: 3.72%

5th largest country supplier to the UN system in 2017

Some data labels omitted for visual purposes

1. Goods and services distribution

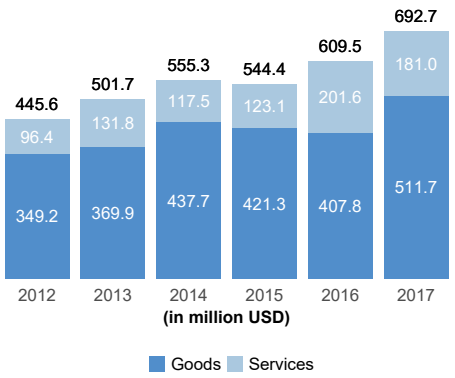

2. Supplier distribution

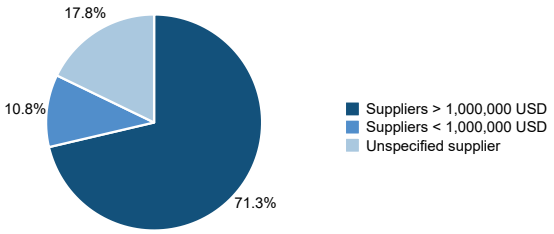

Share of total procurement volume by suppliers with aggregate volume greater or less than 1 million USD.
Total number of suppliers: 2094
Total number of suppliers with volume > 1 million USD: 49

3. Procurement by category

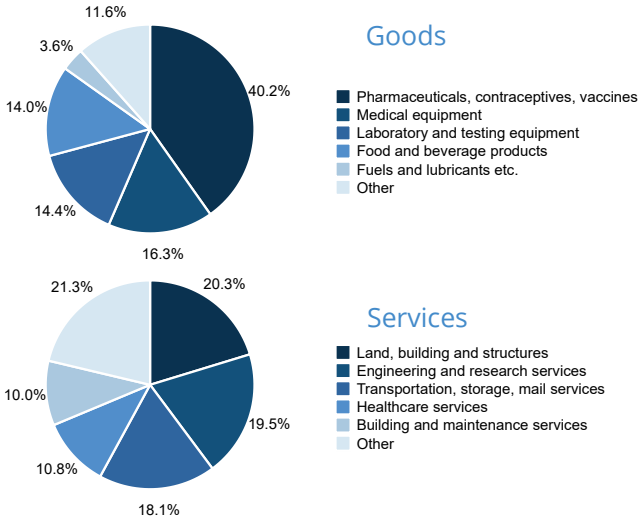

4. Procurement by organization

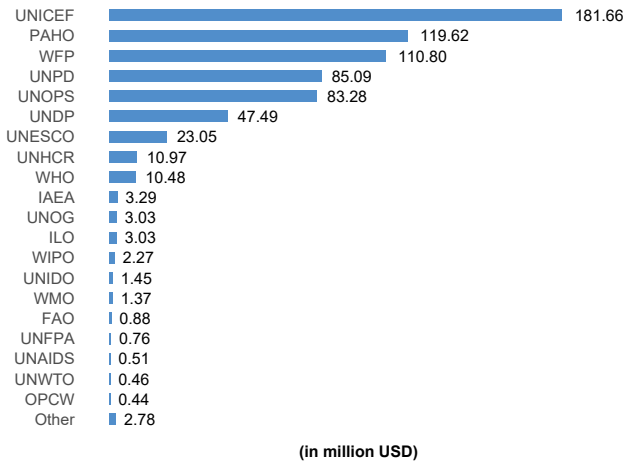

GERMANY

2824 companies are registered on UNGM as potential suppliers for the UN

37 different UN organizations procured goods and services from this country in 2017

Procurement value: 242.88 million USD
Growth over previous year: 17.45%
% of total UN procurement: 1.3%

21st largest country supplier to the UN system in 2017

Some data labels omitted for visual purposes

1. Goods and services distribution

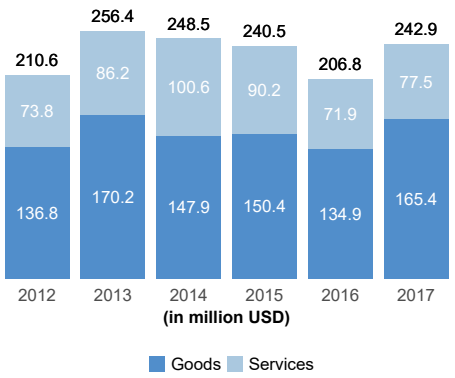

2. Supplier distribution

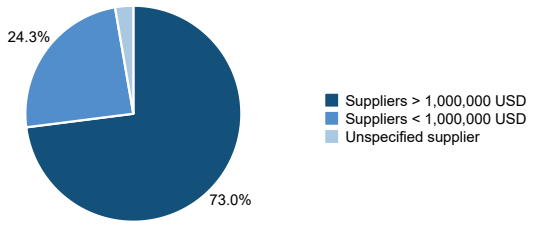

Share of total procurement volume by suppliers with aggregate volume greater or less than 1 million USD.
Total number of suppliers: 1439
Total number of suppliers with volume > 1 million USD: 39

3. Procurement by category

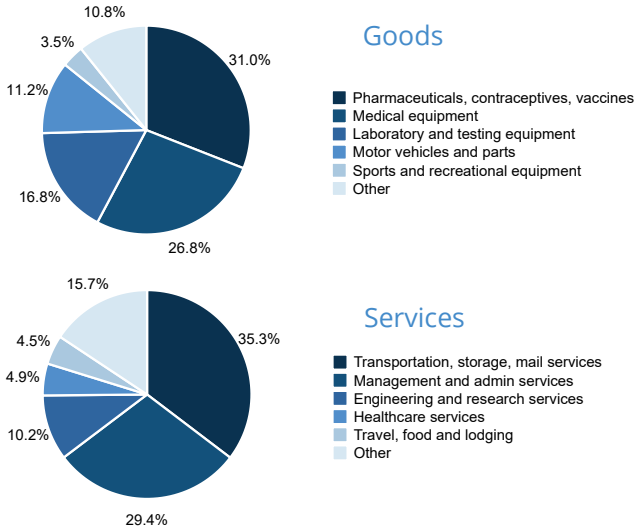

4. Procurement by organization

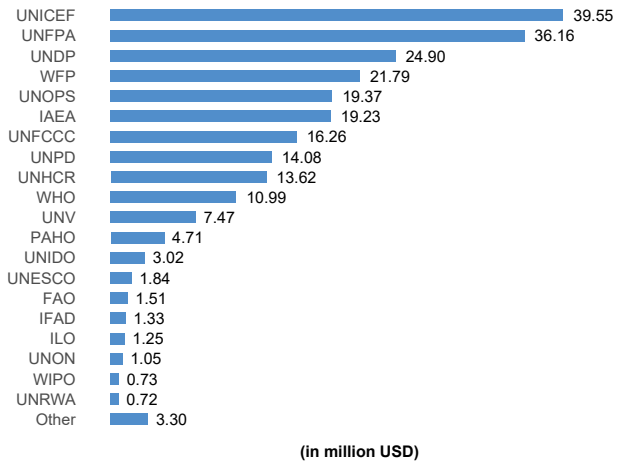

GREECE

475 companies are registered on UNGM as potential suppliers for the UN

19 different UN organizations procured goods and services from this country in 2017

Procurement value: 48.92 million USD
Growth over previous year: −23.16%
% of total UN procurement: 0.26%

69th largest country supplier to the UN system in 2017

Some data labels omitted for visual purposes

1. Goods and services distribution

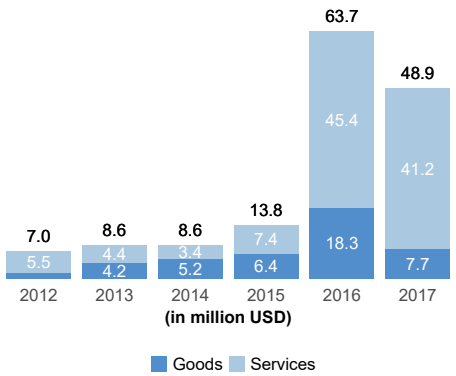

2. Supplier distribution

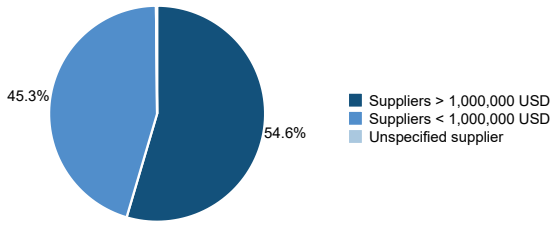

Share of total procurement volume by suppliers with aggregate volume greater or less than 1 million USD.
Total number of suppliers: 365
Total number of suppliers with volume > 1 million USD: 11

3. Procurement by category

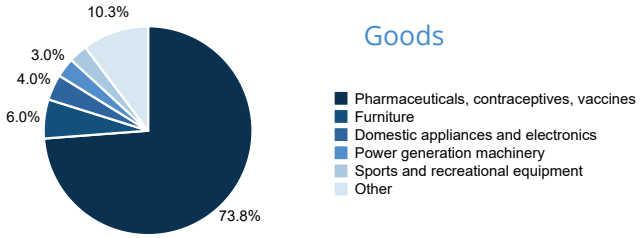

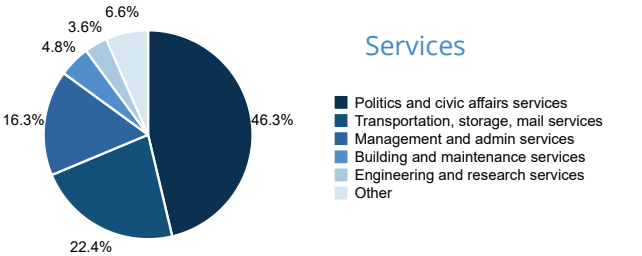

4. Procurement by organization

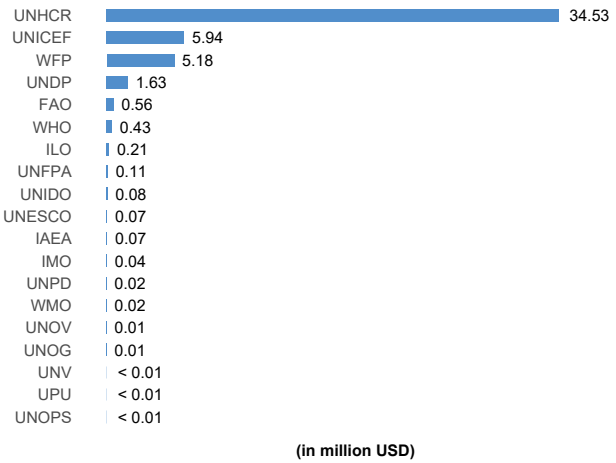

HUNGARY

332 companies are registered on UNGM as potential suppliers for the UN

19 different UN organizations procured goods and services from this country in 2017

Procurement value: 26.36 million USD
Growth over previous year: 151.18%
% of total UN procurement: 0.14%

83rd largest country supplier to the UN system in 2017

Some data labels omitted for visual purposes

1. Goods and services distribution

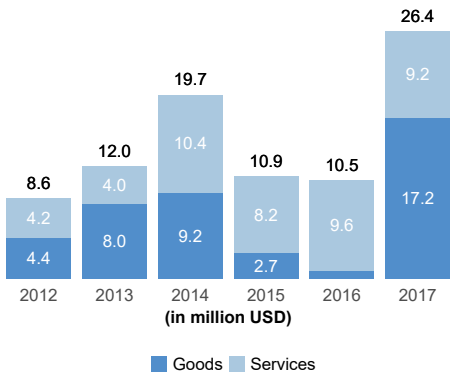

2. Supplier distribution

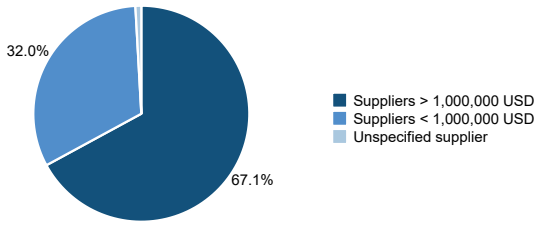

Share of total procurement volume by suppliers with aggregate volume greater or less than 1 million USD.
Total number of suppliers: 602
Total number of suppliers with volume > 1 million USD: 3

3. Procurement by category

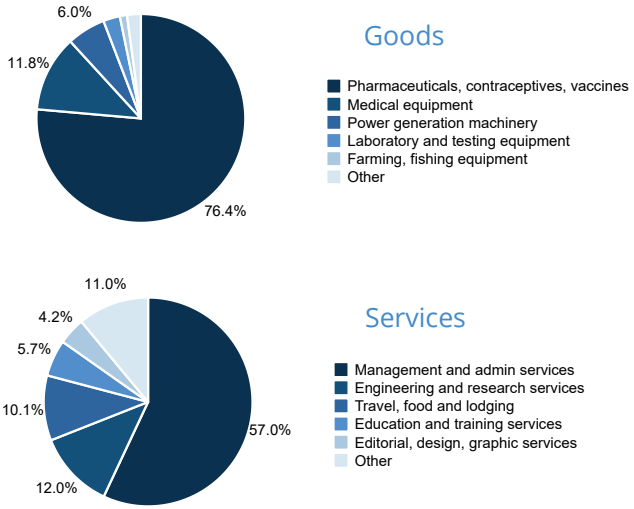

4. Procurement by organization

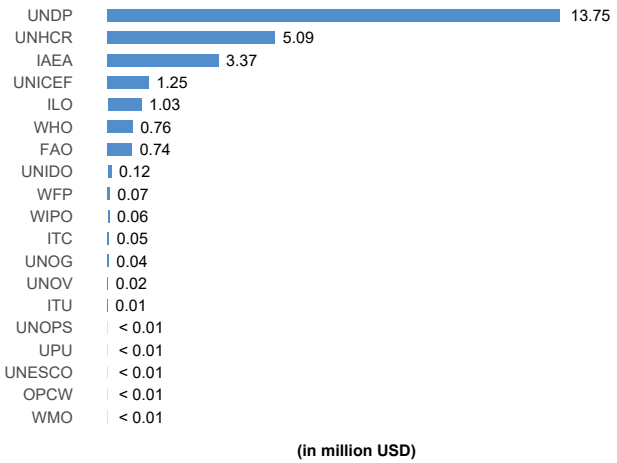

ICELAND

35 companies are registered on UNGM as potential suppliers for the UN

6 different UN organizations procured goods and services from this country in 2017

Procurement value: 0.19 million USD
Growth over previous year: −54.2%
% of total UN procurement: 0%

185th largest country supplier to the UN system in 2017

Some data labels omitted for visual purposes

1. Goods and services distribution

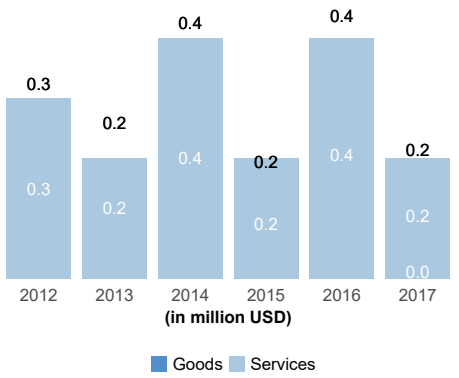

2. Supplier distribution

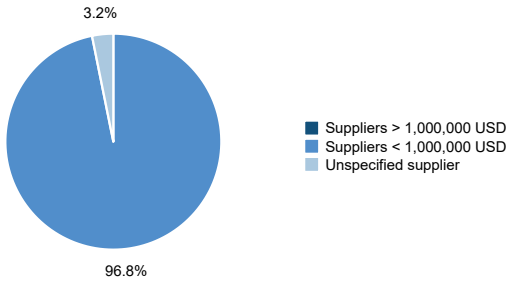

Share of total procurement volume by suppliers with aggregate volume greater or less than 1 million USD.
Total number of suppliers: 9
Total number of suppliers with volume > 1 million USD: 0

3. Procurement by category

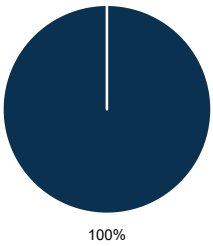

Goods

- Laboratory and testing equipment

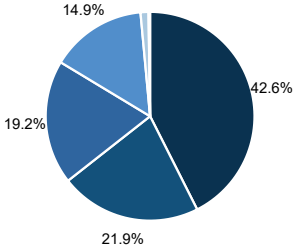

Services

- Management and admin services
- Engineering and research services
- Travel, food and lodging
- Financial and insurance services
- Transportation, storage, mail services
- Other

4. Procurement by organization

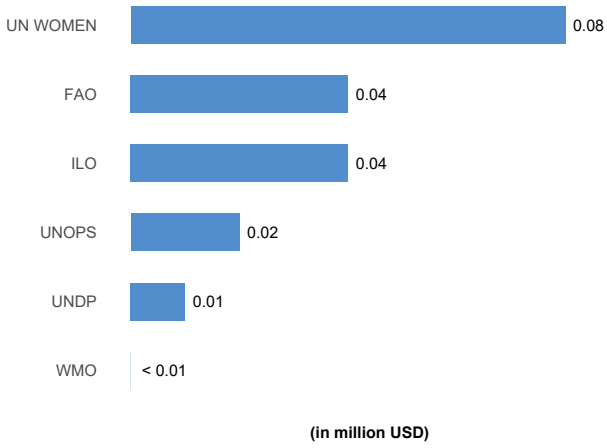

IRELAND

358 companies are registered on UNGM as potential suppliers for the UN

36 different UN organizations procured goods and services from this country in 2017

Procurement value: 83.39 million USD
Growth over previous year: 92.11%
% of total UN procurement: 0.45%

44th largest country supplier to the UN system in 2017

Some data labels omitted for visual purposes

1. Goods and services distribution

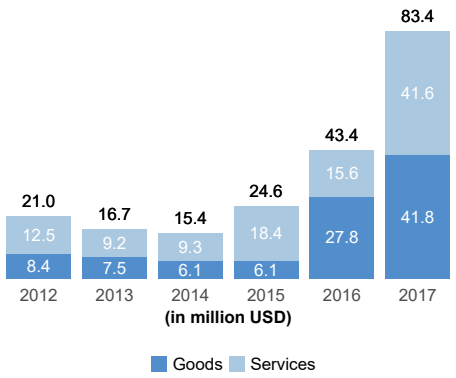

2. Supplier distribution

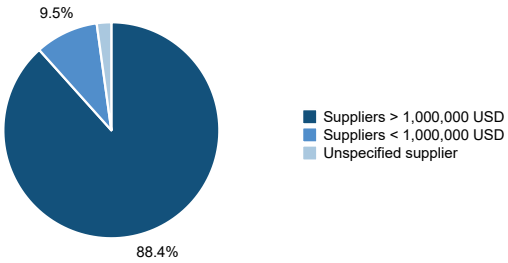

Share of total procurement volume by suppliers with aggregate volume greater or less than 1 million USD.
Total number of suppliers: 203
Total number of suppliers with volume > 1 million USD: 13

3. Procurement by category

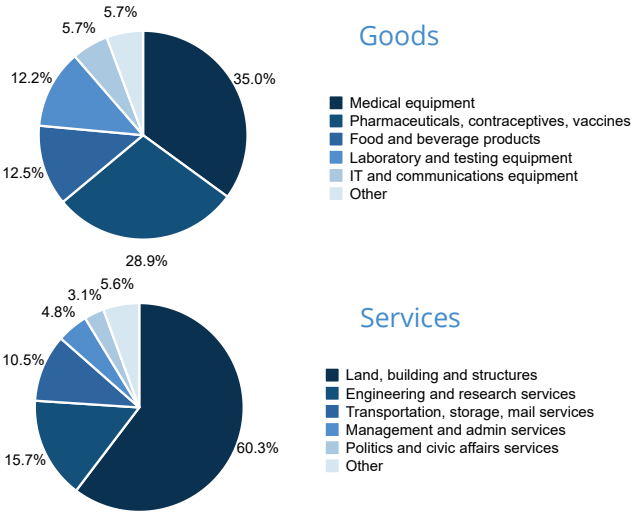

4. Procurement by organization

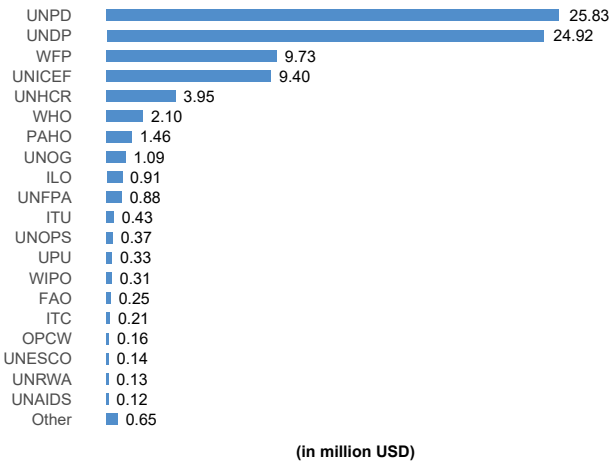

ITALY

5504 companies are registered on UNGM as potential suppliers for the UN

36 different UN organizations procured goods and services from this country in 2017

Procurement value: 330.31 million USD
Growth over previous year: −2.28%
% of total UN procurement: 1.77%

15th largest country supplier to the UN system in 2017

Some data labels omitted for visual purposes

1. Goods and services distribution

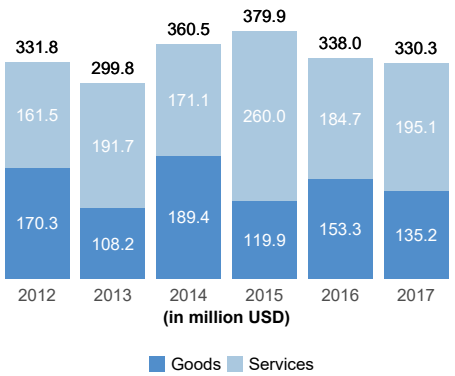

2. Supplier distribution

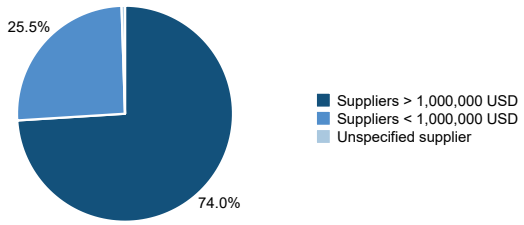

Share of total procurement volume by suppliers with aggregate volume greater or less than 1 million USD.
Total number of suppliers: 2050
Total number of suppliers with volume > 1 million USD: 57

3. Procurement by category

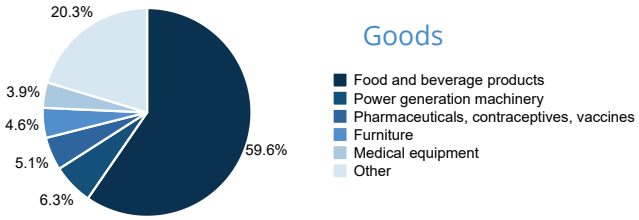

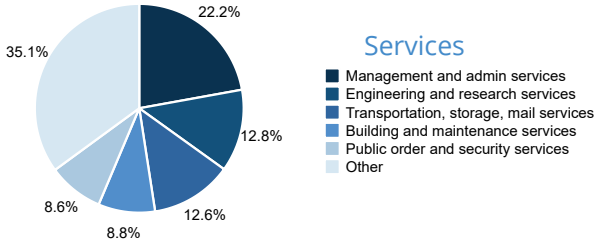

4. Procurement by organization

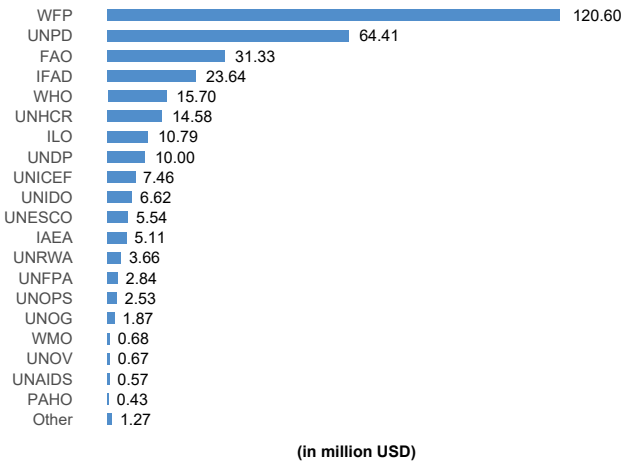

JAPAN

511 companies are registered on UNGM as potential suppliers for the UN

28 different UN organizations procured goods and services from this country in 2017

Procurement value: 170.19 million USD
Growth over previous year: 23.12%
% of total UN procurement: 0.91%

34th largest country supplier to the UN system in 2017

Some data labels omitted for visual purposes

1. Goods and services distribution

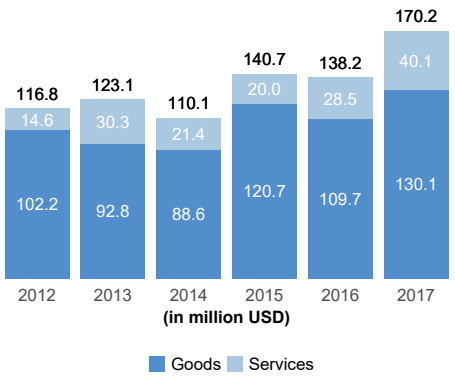

2. Supplier distribution

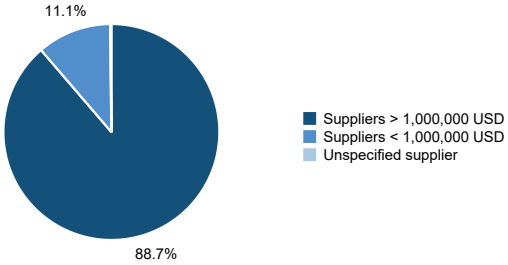

Share of total procurement volume by suppliers with aggregate volume greater or less than 1 million USD.
Total number of suppliers: 477
Total number of suppliers with volume > 1 million USD: 21

3. Procurement by category

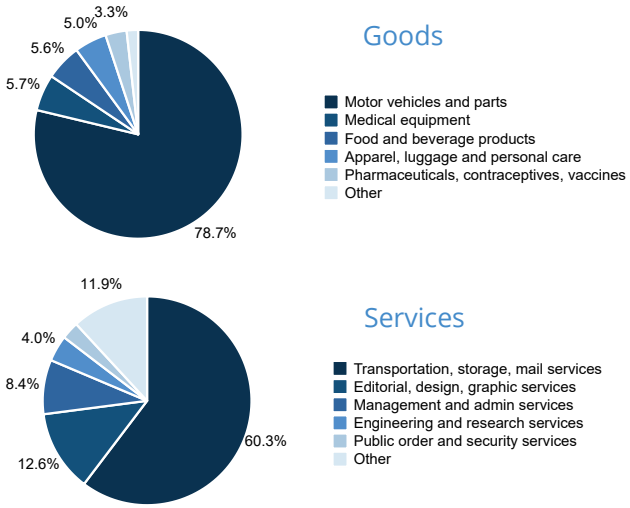

4. Procurement by organization

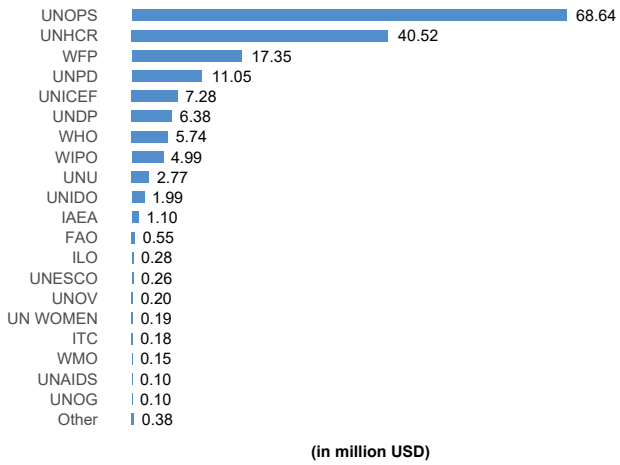

LUXEMBOURG

93 companies are registered on UNGM as potential suppliers for the UN

29 different UN organizations procured goods and services from this country in 2017

Procurement value: 58.15 million USD
Growth over previous year: 234.69%
% of total UN procurement: 0.31%

56th largest country supplier to the UN system in 2017

Some data labels omitted for visual purposes

1. Goods and services distribution

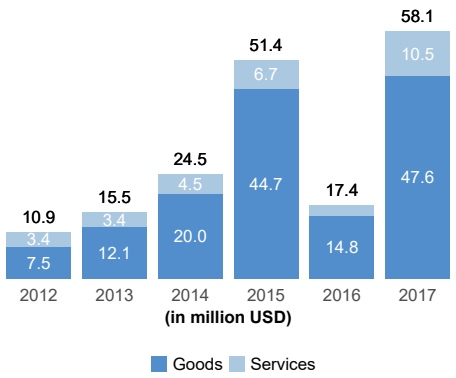

2. Supplier distribution

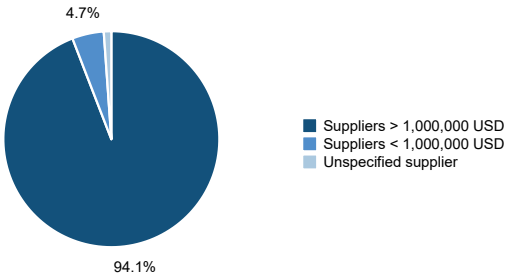

Share of total procurement volume by suppliers with aggregate volume greater or less than 1 million USD.
Total number of suppliers: 61
Total number of suppliers with volume > 1 million USD: 2

3. Procurement by category

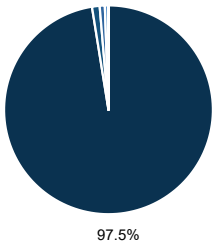

Goods

- Medical equipment
- Material handling machinery
- Office equipment
- IT and communications equipment
- Electrical systems components
- Other

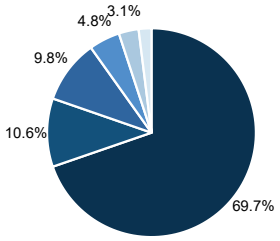

Services

- Transportation, storage, mail services
- Editorial, design, graphic services
- Public sector related services
- Engineering and research services
- Management and admin services
- Other

4. Procurement by organization



NETHERLANDS

1915 companies are registered on UNGM as potential suppliers for the UN

36 different UN organizations procured goods and services from this country in 2017

Procurement value: 511.84 million USD
Growth over previous year: 19.52%
% of total UN procurement: 2.75%

8th largest country supplier to the UN system in 2017

Some data labels omitted for visual purposes

1. Goods and services distribution

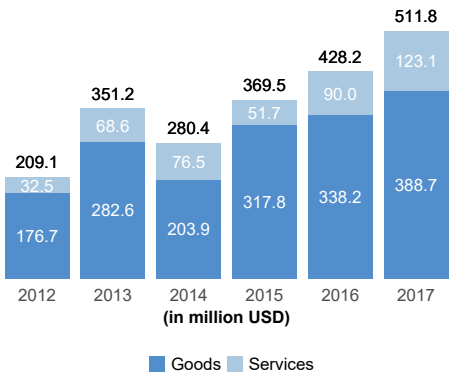

2. Supplier distribution

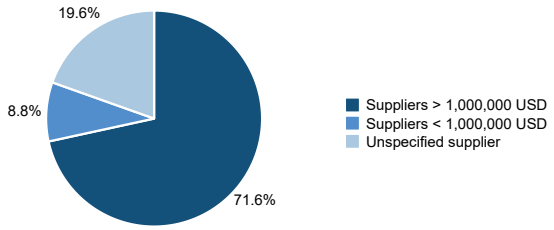

Share of total procurement volume by suppliers with aggregate volume greater or less than 1 million USD.
Total number of suppliers: 1057
Total number of suppliers with volume > 1 million USD: 50

3. Procurement by category

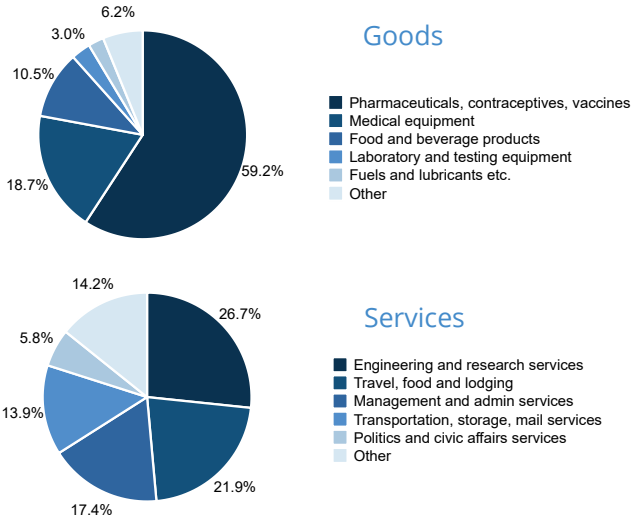

4. Procurement by organization

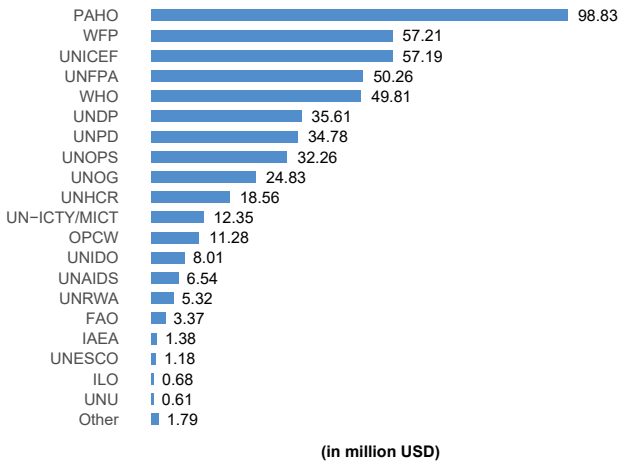

NEW ZEALAND

251 companies are registered on UNGM as potential suppliers for the UN

21 different UN organizations procured goods and services from this country in 2017

Procurement value: 5.16 million USD
Growth over previous year: −19.52%
% of total UN procurement: 0.03%

146th largest country supplier to the UN system in 2017

Some data labels omitted for visual purposes

1. Goods and services distribution

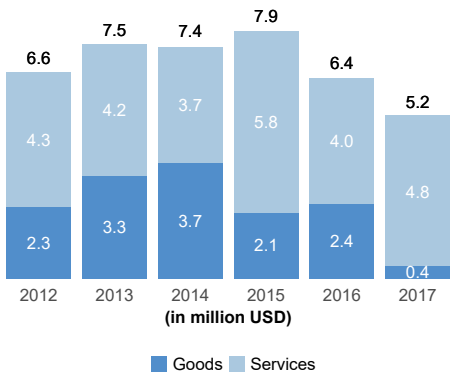

2. Supplier distribution

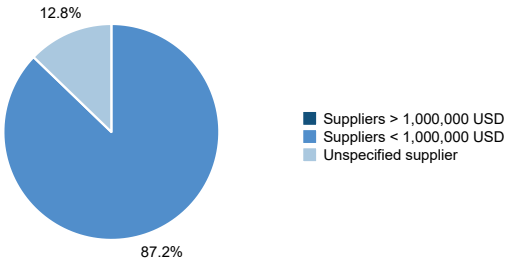

Share of total procurement volume by suppliers with aggregate volume greater or less than 1 million USD.
Total number of suppliers: 131
Total number of suppliers with volume > 1 million USD: 0

3. Procurement by category

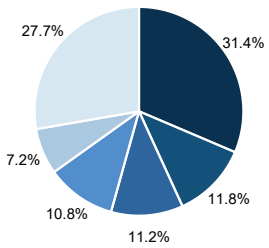

Goods

- IT and communications equipment
- Farming, fishing equipment
- Furniture
- Laboratory and testing equipment
- Tools and general machinery
- Other

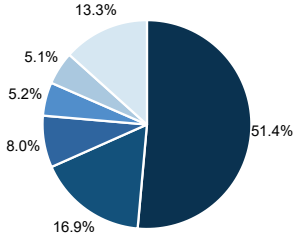

Services

- Management and admin services
- Public sector related services
- Education and training services
- Healthcare services
- Engineering and research services
- Other

4. Procurement by organization

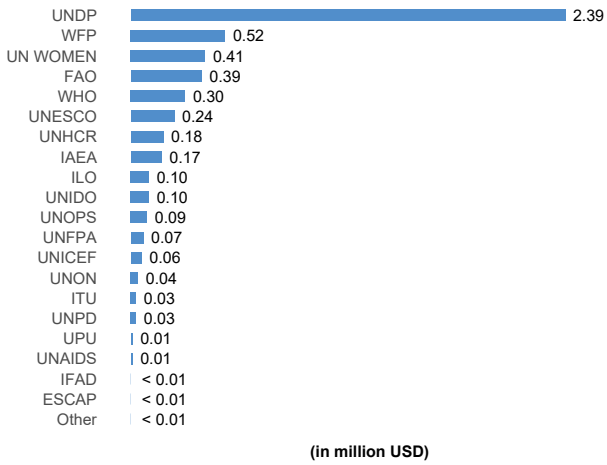

NORWAY

267 companies are registered on UNGM as potential suppliers for the UN

26 different UN organizations procured goods and services from this country in 2017

Procurement value: 54.74 million USD
Growth over previous year: −10.61%
% of total UN procurement: 0.29%

59th largest country supplier to the UN system in 2017

Some data labels omitted for visual purposes

1. Goods and services distribution

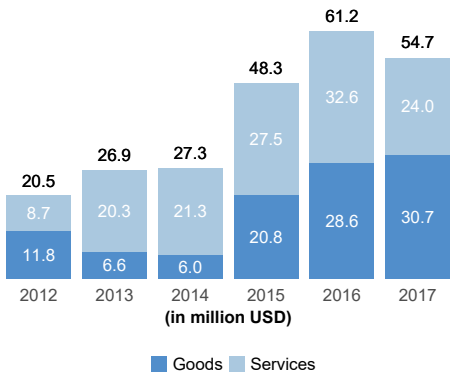

2. Supplier distribution

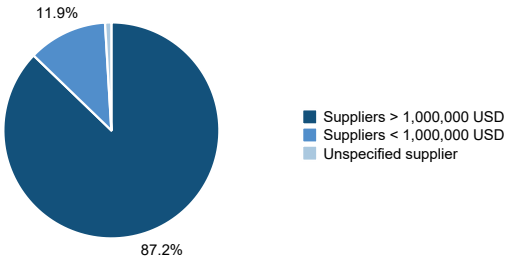

Share of total procurement volume by suppliers with aggregate volume greater or less than 1 million USD.
Total number of suppliers: 129
Total number of suppliers with volume > 1 million USD: 7

3. Procurement by category

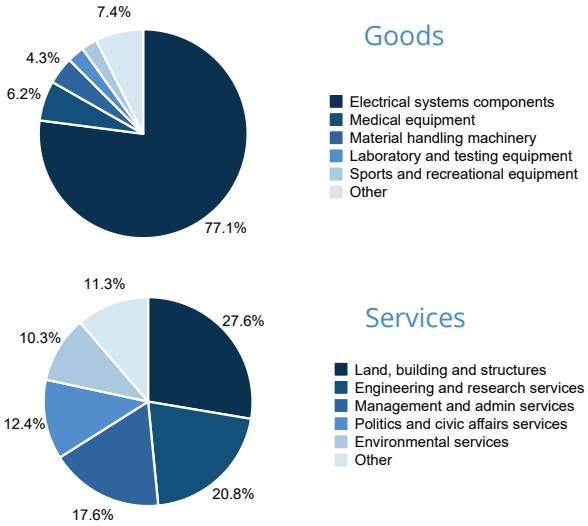

4. Procurement by organization

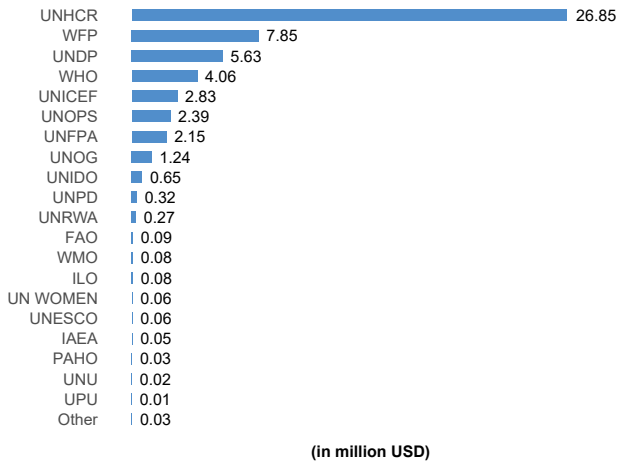

POLAND

526 companies are registered on UNGM as potential suppliers for the UN

19 different UN organizations procured goods and services from this country in 2017

Procurement value: 2.19 million USD
Growth over previous year: −8.6%
% of total UN procurement: 0.01%

166th largest country supplier to the UN system in 2017

Some data labels omitted for visual purposes

1. Goods and services distribution

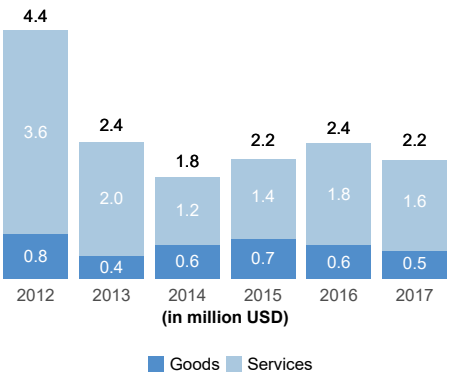

2. Supplier distribution

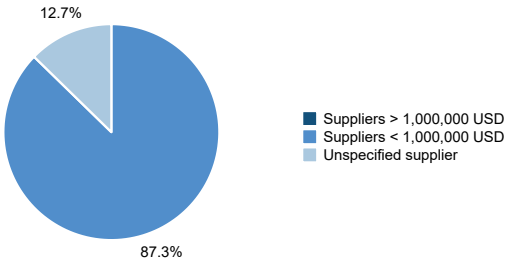

Share of total procurement volume by suppliers with aggregate volume greater or less than 1 million USD.
Total number of suppliers: 123
Total number of suppliers with volume > 1 million USD: 0

3. Procurement by category

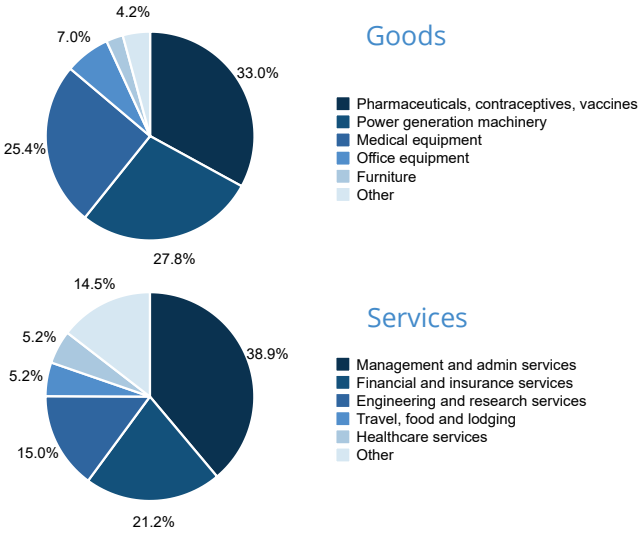

4. Procurement by organization

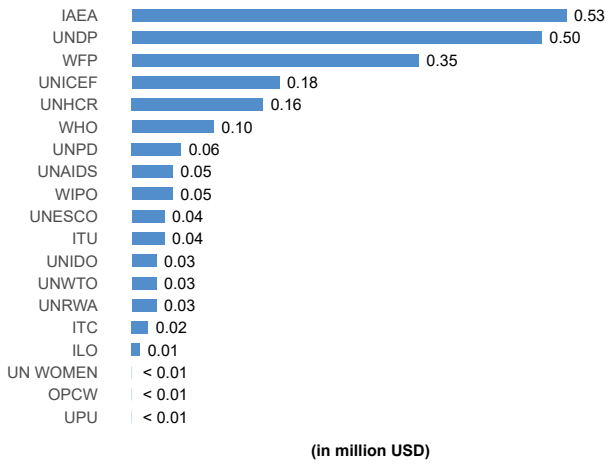

PORTUGAL

637 companies are registered on UNGM as potential suppliers for the UN

25 different UN organizations procured goods and services from this country in 2017

Procurement value: 5.27 million USD
Growth over previous year: −44.82%
% of total UN procurement: 0.03%

145th largest country supplier to the UN system in 2017

Some data labels omitted for visual purposes

1. Goods and services distribution

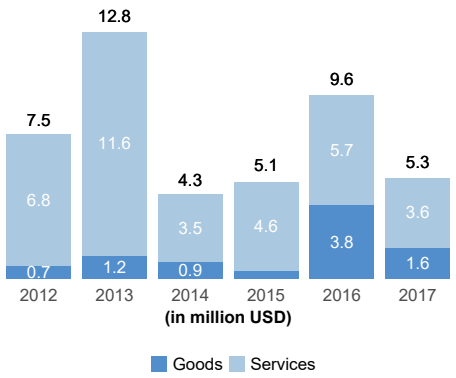

2. Supplier distribution

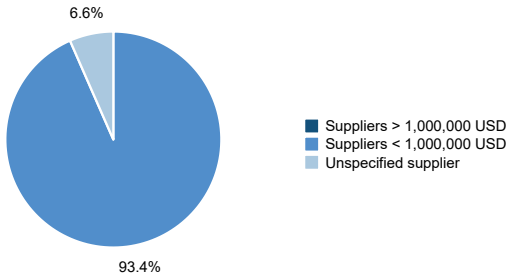

Share of total procurement volume by suppliers with aggregate volume greater or less than 1 million USD.
Total number of suppliers: 164
Total number of suppliers with volume > 1 million USD: 0

3. Procurement by category

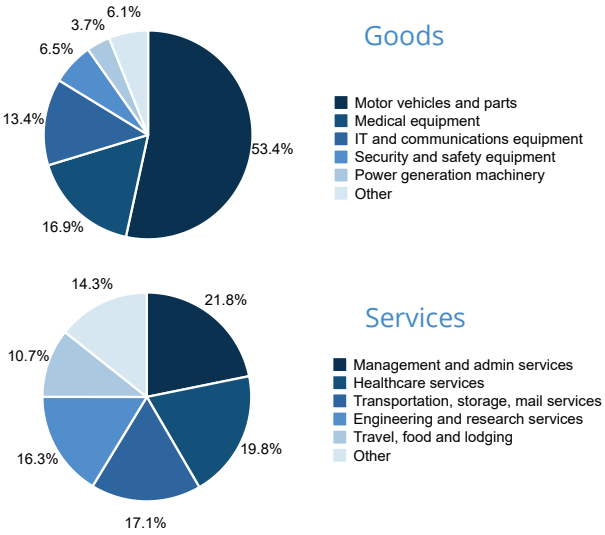

4. Procurement by organization

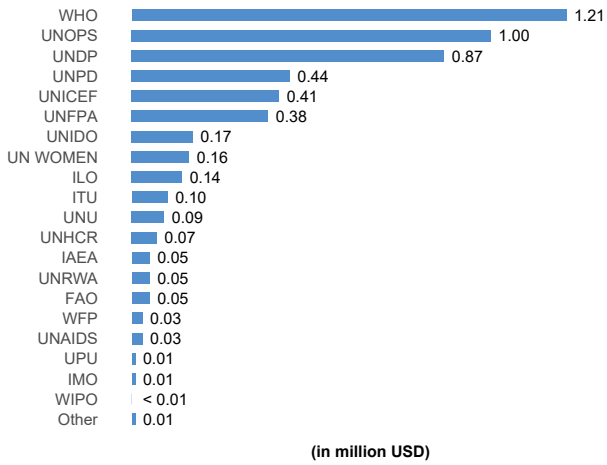

REPUBLIC OF KOREA

1810 companies are registered on UNGM as potential suppliers for the UN

25 different UN organizations procured goods and services from this country in 2017

Procurement value: 201.75 million USD
Growth over previous year: −6.21%
% of total UN procurement: 1.08%

27th largest country supplier to the UN system in 2017

Some data labels omitted for visual purposes

1. Goods and services distribution

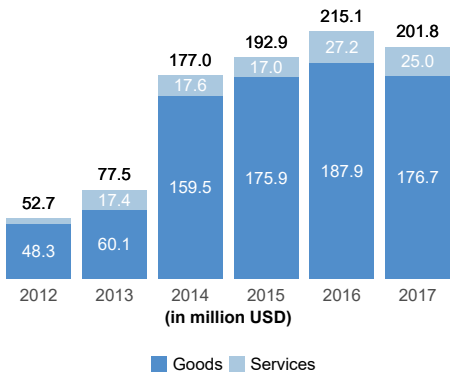

2. Supplier distribution

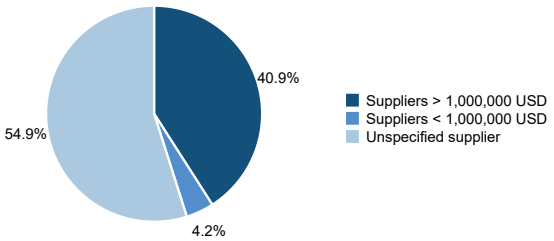

Share of total procurement volume by suppliers with aggregate volume greater or less than 1 million USD.
Total number of suppliers: 317
Total number of suppliers with volume > 1 million USD: 12

3. Procurement by category

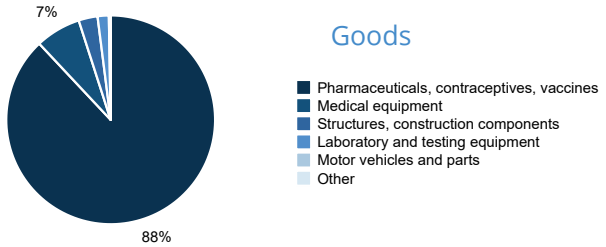

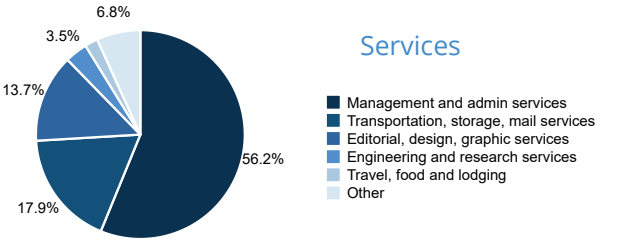

4. Procurement by organization

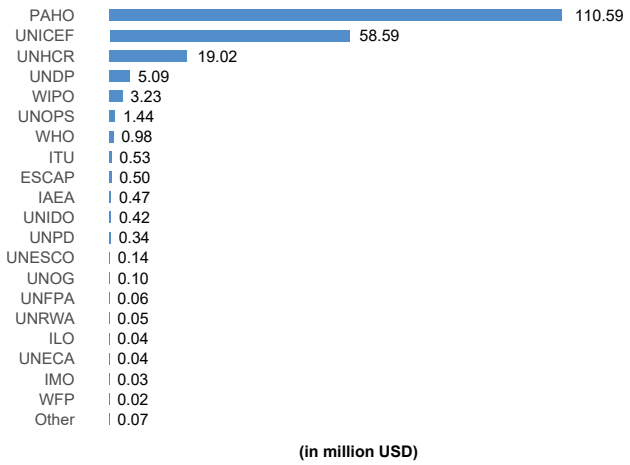

SLOVAKIA

105 companies are registered on UNGM as potential suppliers for the UN

21 different UN organizations procured goods and services from this country in 2017

Procurement value: 5.34 million USD
Growth over previous year: 53.38%
% of total UN procurement: 0.03%

144th largest country supplier to the UN system in 2017

Some data labels omitted for visual purposes

1. Goods and services distribution

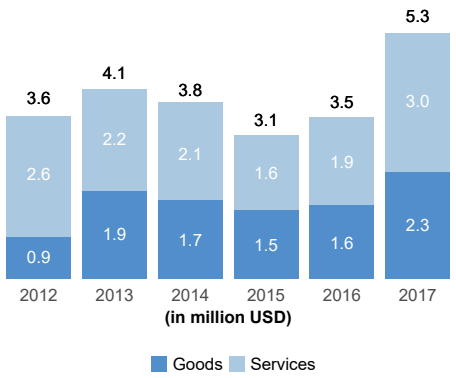

2. Supplier distribution

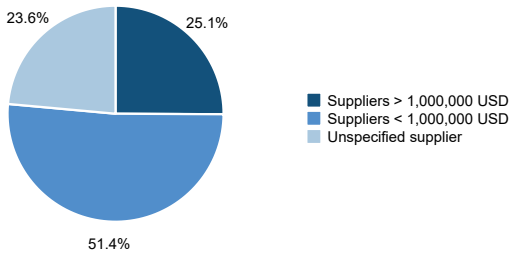

Share of total procurement volume by suppliers with aggregate volume greater or less than 1 million USD.
Total number of suppliers: 110
Total number of suppliers with volume > 1 million USD: 2

3. Procurement by category

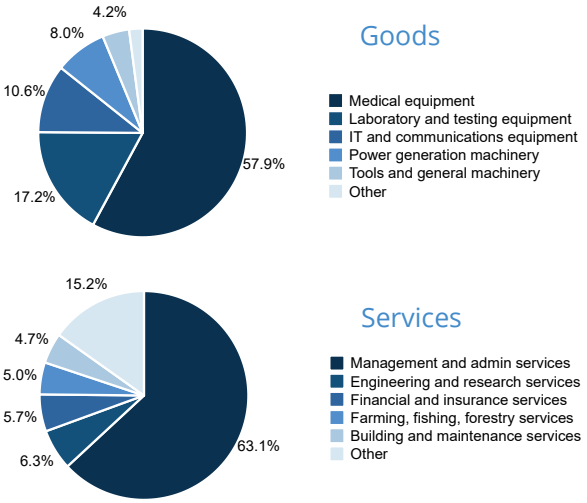

4. Procurement by organization

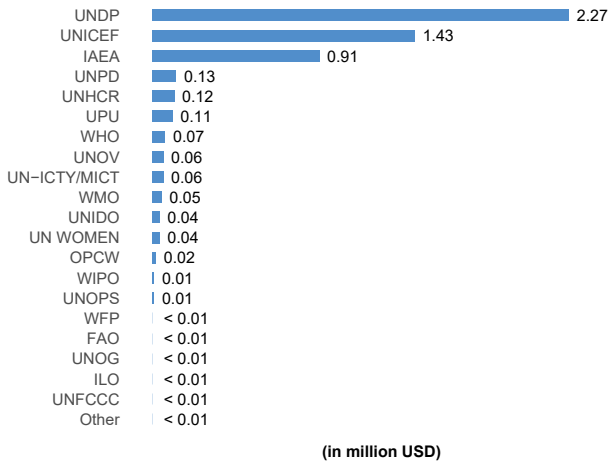

SLOVENIA

97 companies are registered on UNGM as potential suppliers for the UN

13 different UN organizations procured goods and services from this country in 2017

Procurement value: 2.15 million USD
Growth over previous year: 9.28%
% of total UN procurement: 0.01%

167th largest country supplier to the UN system in 2017

Some data labels omitted for visual purposes

1. Goods and services distribution

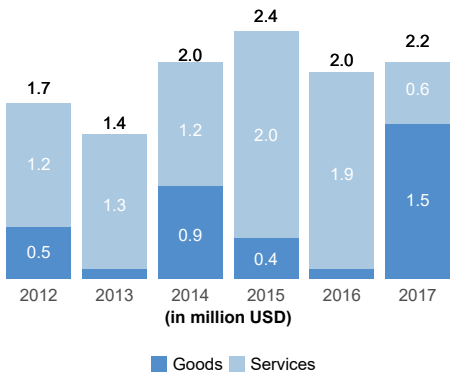

2. Supplier distribution

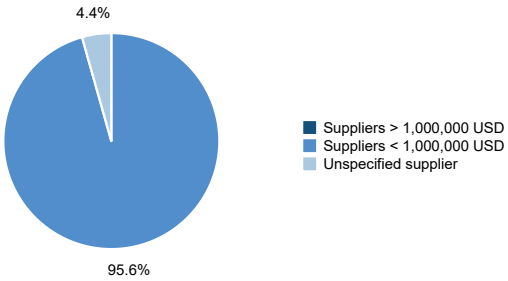

Share of total procurement volume by suppliers with aggregate volume greater or less than 1 million USD.
Total number of suppliers: 79
Total number of suppliers with volume > 1 million USD: 0

3. Procurement by category

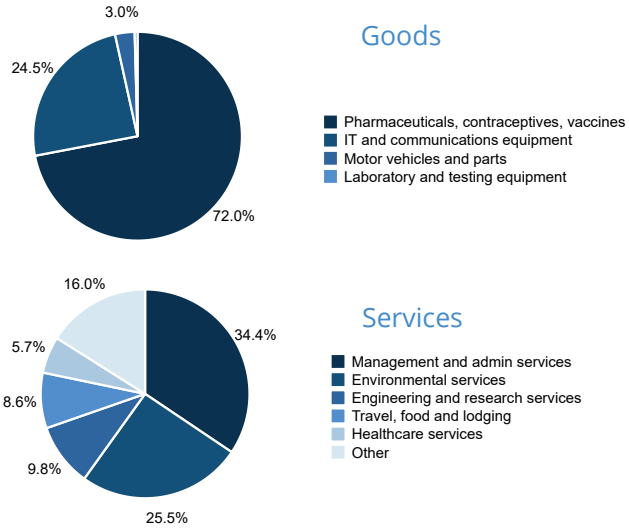

4. Procurement by organization

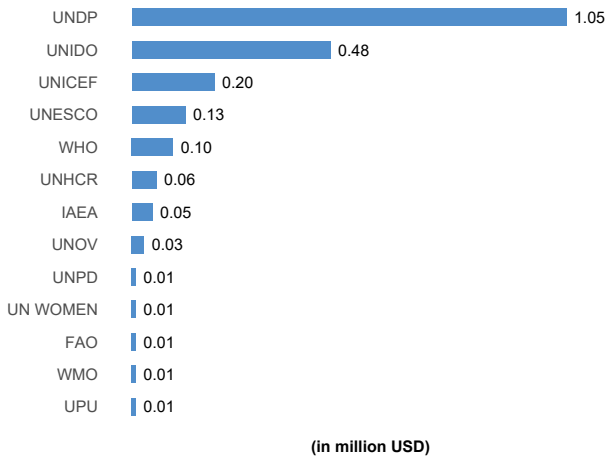

SPAIN

3791 companies are registered on UNGM as potential suppliers for the UN

35 different UN organizations procured goods and services from this country in 2017

Procurement value: 97.82 million USD
Growth over previous year: 73.64%
% of total UN procurement: 0.53%

40th largest country supplier to the UN system in 2017

Some data labels omitted for visual purposes

1. Goods and services distribution

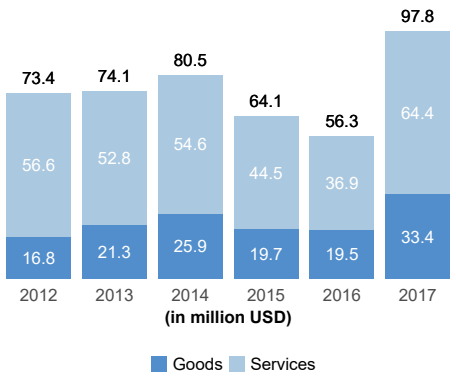

2. Supplier distribution

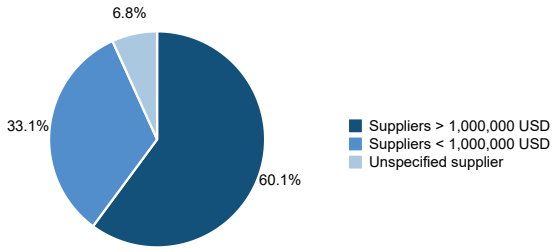

Share of total procurement volume by suppliers with aggregate volume greater or less than 1 million USD.
Total number of suppliers: 748
Total number of suppliers with volume > 1 million USD: 15

3. Procurement by category

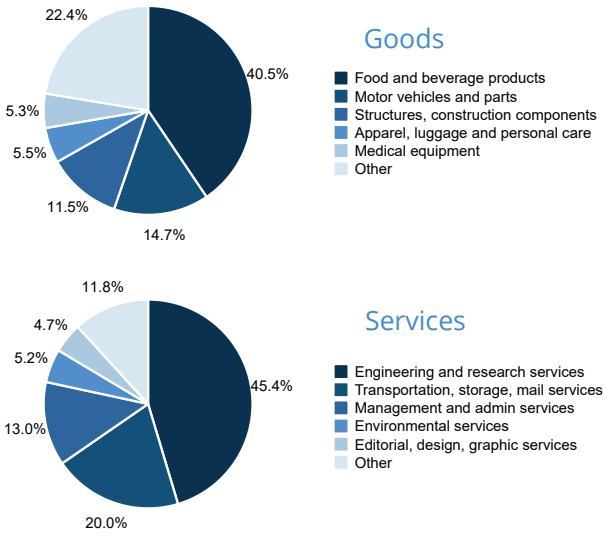

4. Procurement by organization

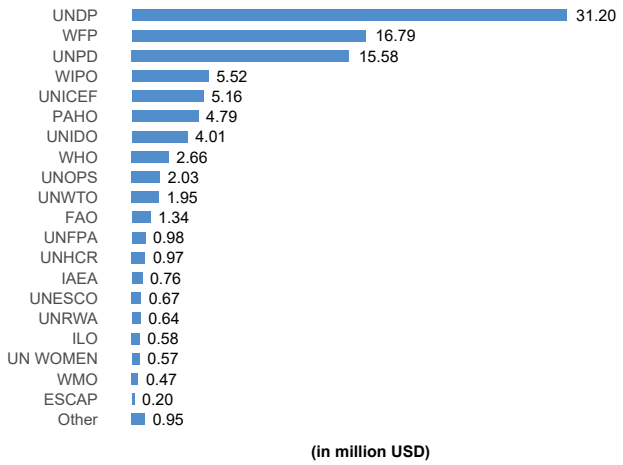

SWEDEN

654 companies are registered on UNGM as potential suppliers for the UN

29 different UN organizations procured goods and services from this country in 2017

Procurement value: 22.11 million USD
Growth over previous year: −31.61%
% of total UN procurement: 0.12%

92nd largest country supplier to the UN system in 2017

Some data labels omitted for visual purposes

1. Goods and services distribution

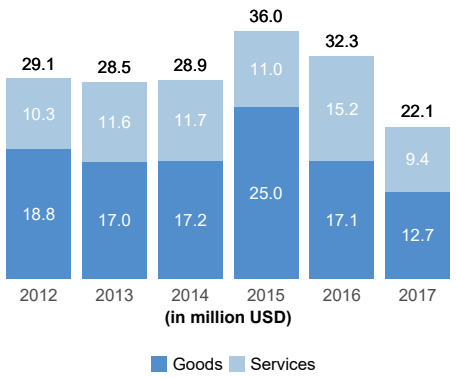

2. Supplier distribution

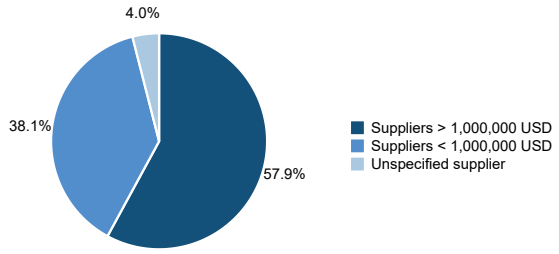

Share of total procurement volume by suppliers with aggregate volume greater or less than 1 million USD.
Total number of suppliers: 210
Total number of suppliers with volume > 1 million USD: 6

3. Procurement by category

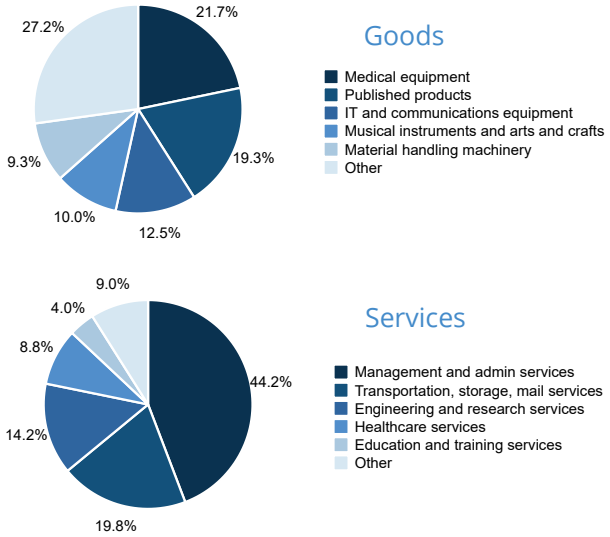

4. Procurement by organization

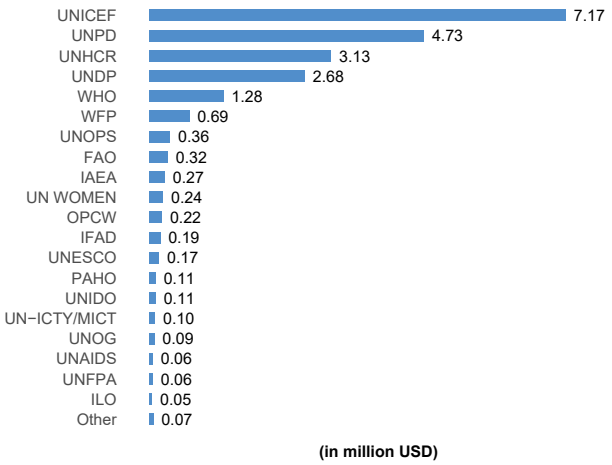

SWITZERLAND

3559 companies are registered on UNGM as potential suppliers for the UN

36 different UN organizations procured goods and services from this country in 2017

Procurement value: 547.47 million USD
Growth over previous year: 24.25%
% of total UN procurement: 2.94%

7th largest country supplier to the UN system in 2017

Some data labels omitted for visual purposes

1. Goods and services distribution

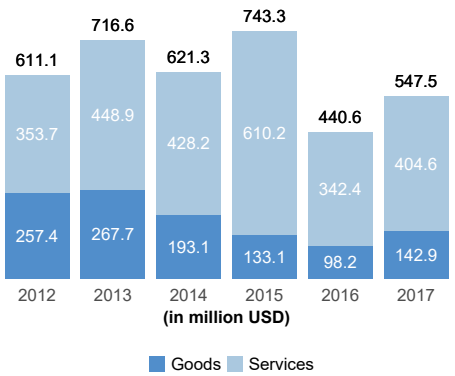

2. Supplier distribution

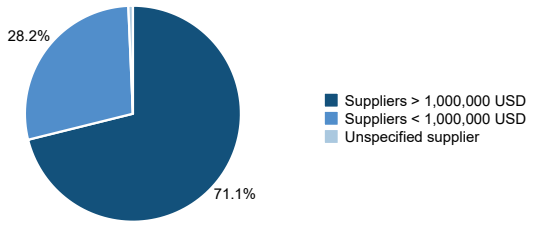

Share of total procurement volume by suppliers with aggregate volume greater or less than 1 million USD.
Total number of suppliers: 4425
Total number of suppliers with volume > 1 million USD: 106

3. Procurement by category

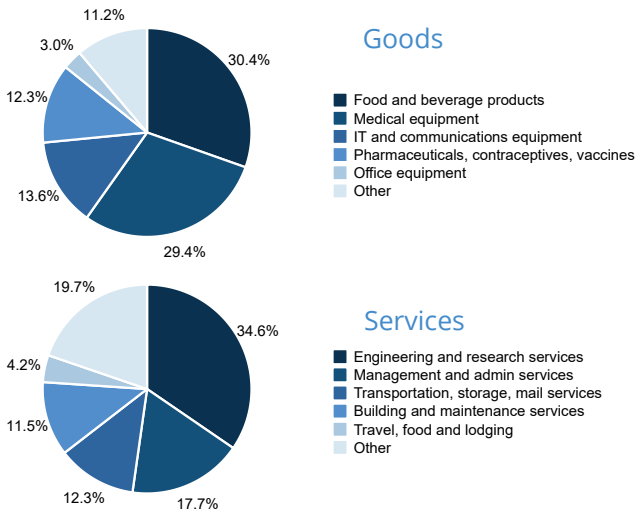

4. Procurement by organization

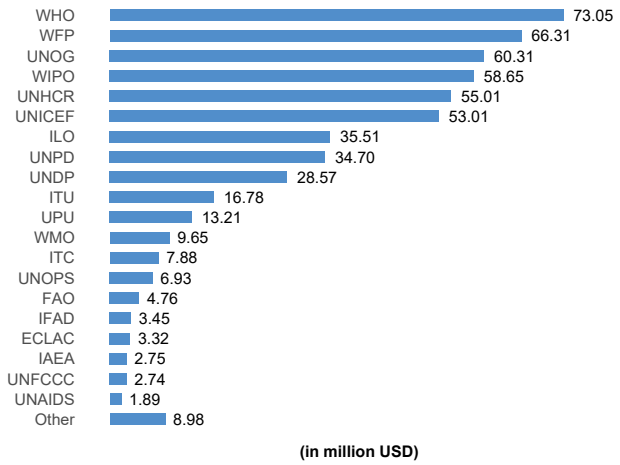

UNITED KINGDOM OF GREAT BRITAIN AND NORTHERN IRELAND

7056 companies are registered on UNGM as potential suppliers for the UN

38 different UN organizations procured goods and services from this country in 2017

Procurement value: 555.13 million USD
Growth over previous year: −8.32%
% of total UN procurement: 2.98%

6th largest country supplier to the UN system in 2017

Some data labels omitted for visual purposes

1. Goods and services distribution

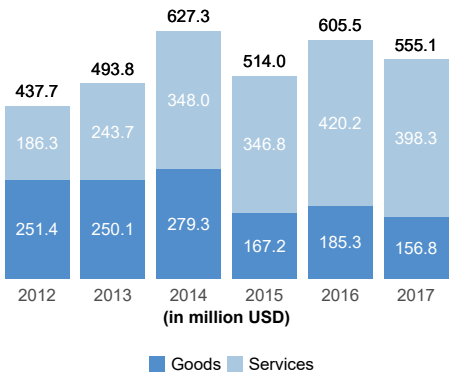

2. Supplier distribution

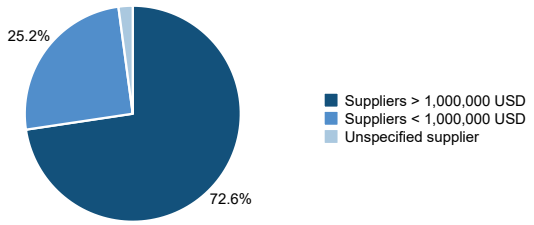

Share of total procurement volume by suppliers with aggregate volume greater or less than 1 million USD.
Total number of suppliers: 2587
Total number of suppliers with volume > 1 million USD: 73

3. Procurement by category

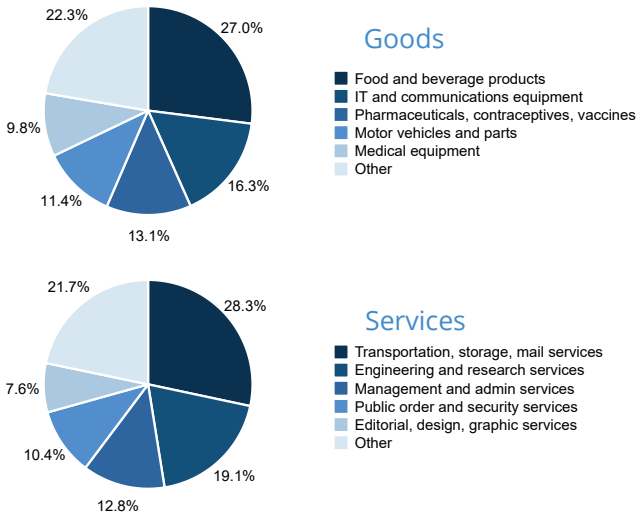

4. Procurement by organization

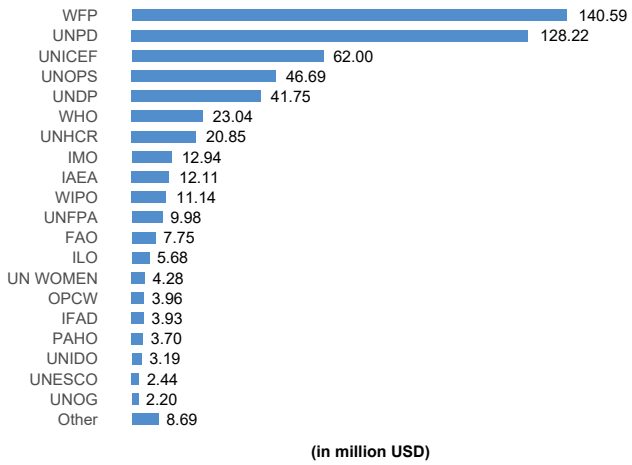

UNITED STATES OF AMERICA

16004 companies are registered on UNGM as potential suppliers for the UN

39 different UN organizations procured goods and services from this country in 2017

Procurement value: 1,741.39 million USD
Growth over previous year: 9.8%
% of total UN procurement: 9.35%

1st largest country supplier to the UN system in 2017

Some data labels omitted for visual purposes

1. Goods and services distribution

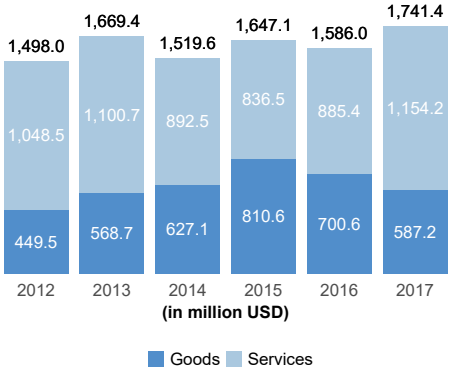

2. Supplier distribution

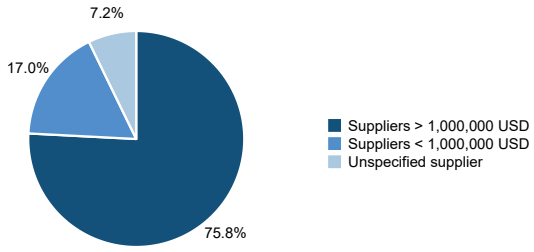

Share of total procurement volume by suppliers with aggregate volume greater or less than 1 million USD.
Total number of suppliers: 5188
Total number of suppliers with volume > 1 million USD: 193

3. Procurement by category

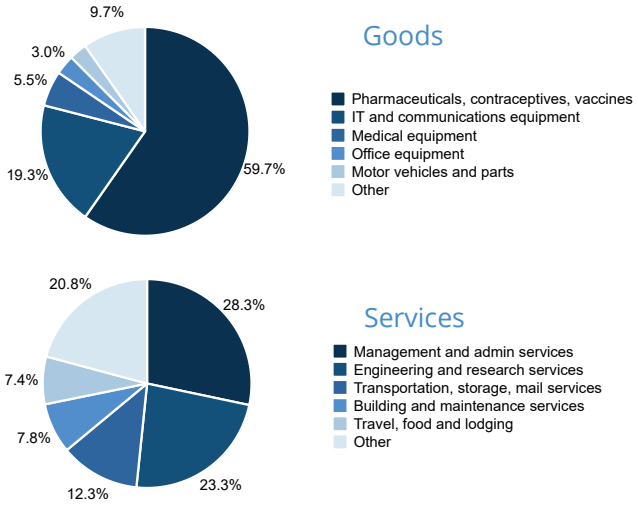

4. Procurement by organization

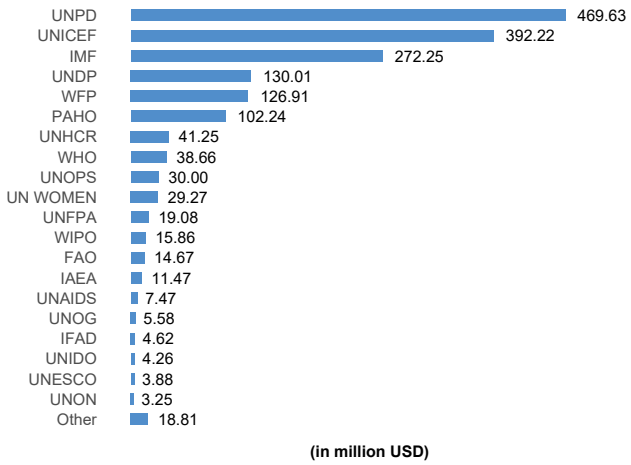

08

PROCUREMENT PROFILES OF 40 UNITED NATIONS ORGANIZATIONS

ECLAC

Some data labels omitted for visual purposes

This organization had vendors from 27 different countries in the year 2017

Procurement value: 13.85 million USD
Growth over previous year: 146.17%
% of total UN procurement: 0.07%

This organization was the 34th largest in terms of procurement in the year 2017

1. Goods and services distribution

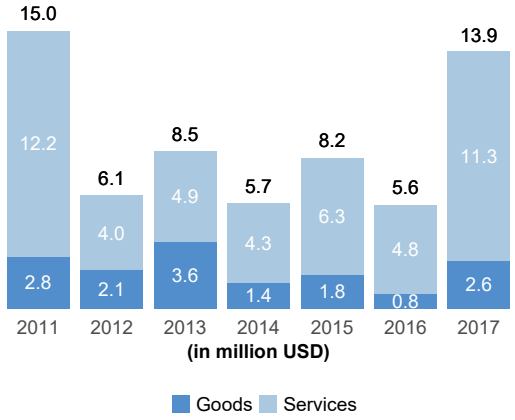

2. Supplier country development status

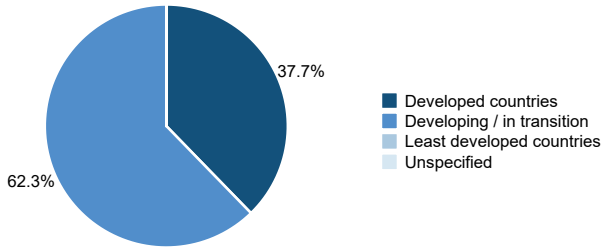

3. Procurement by category

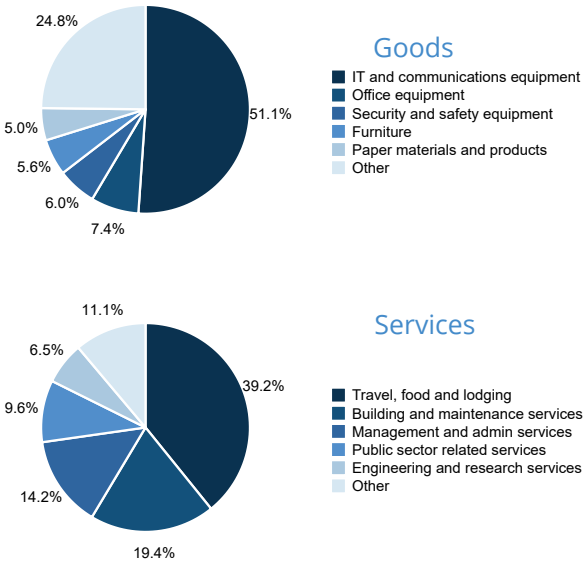

4. Procurement by region

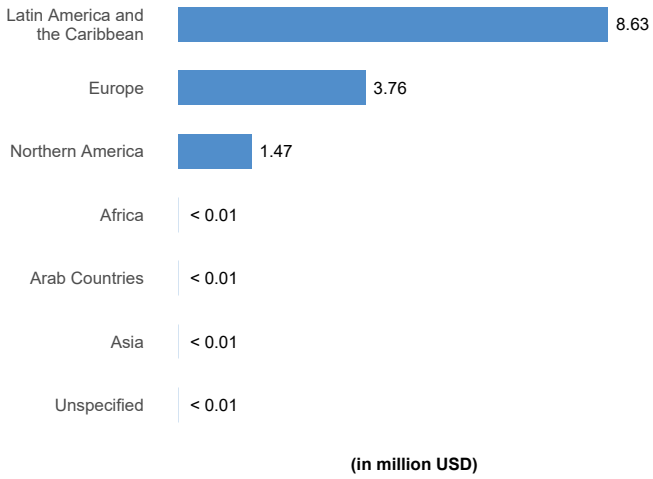

ESCAP

Some data labels omitted for visual purposes

This organization had vendors from 46 different countries in the year 2017

Procurement value: 13.5 million USD
Growth over previous year: 73.83%
% of total UN procurement: 0.07%

This organization was the 35th largest in terms of procurement in the year 2017

1. Goods and services distribution

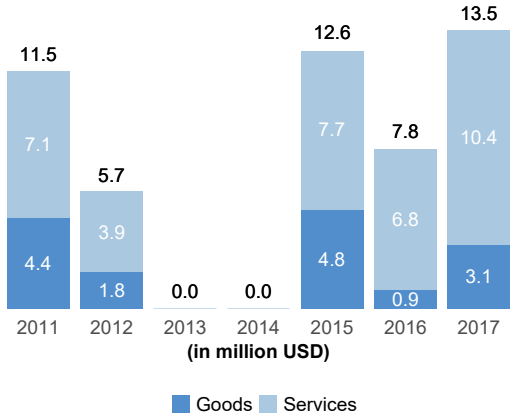

2. Supplier country development status

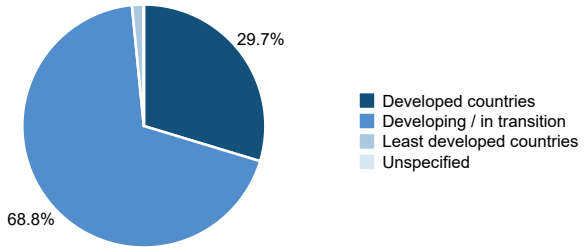

3. Procurement by category

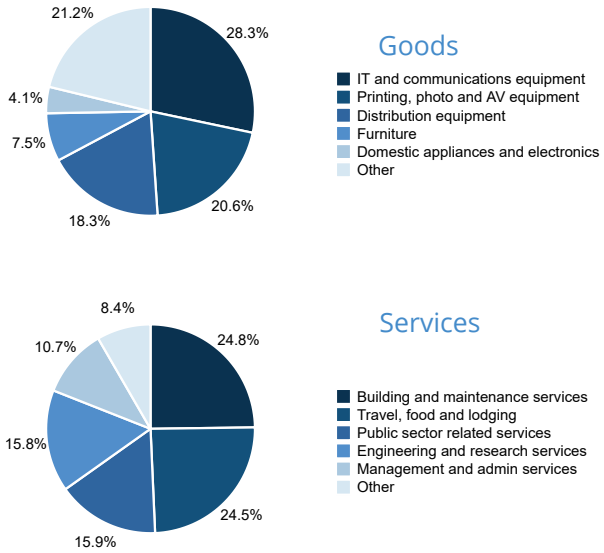

4. Procurement by region

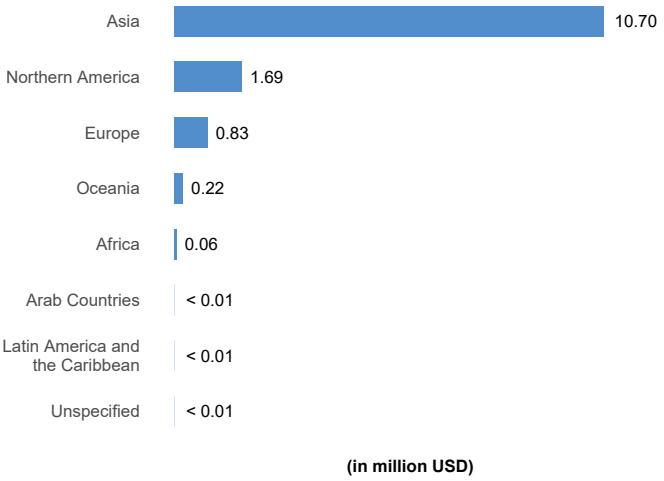

ESCWA

Some data labels omitted for visual purposes

This organization had vendors from 24 different countries in the year 2017

Procurement value: 6.7 million USD
Growth over previous year: 43.08%
% of total UN procurement: 0.04%

This organization was the 38th largest in terms of procurement in the year 2017

1. Goods and services distribution

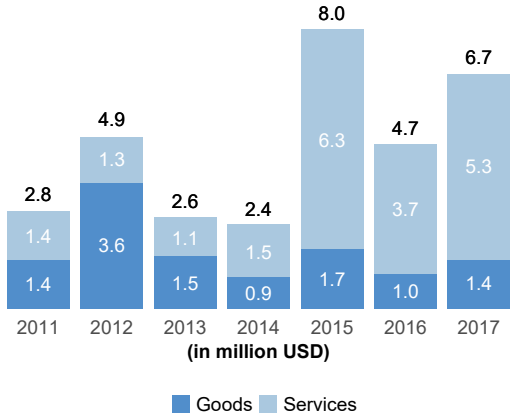

2. Supplier country development status

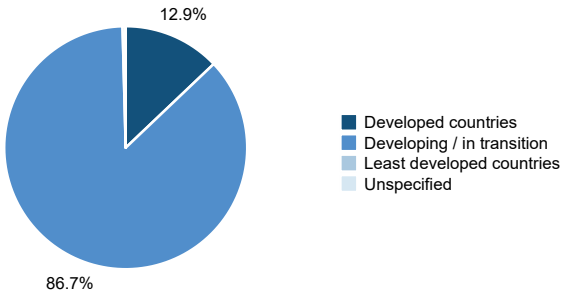

3. Procurement by category

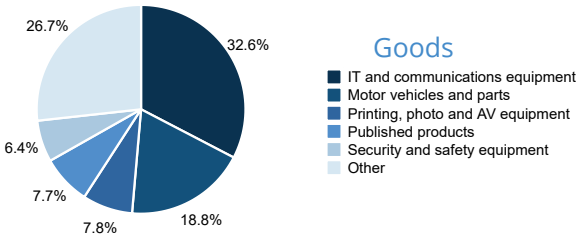

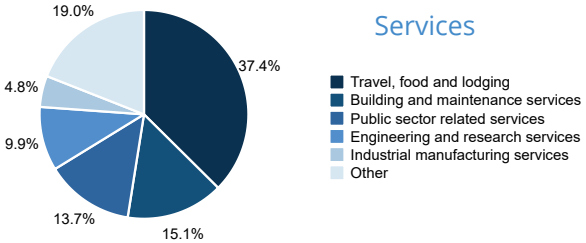

4. Procurement by region

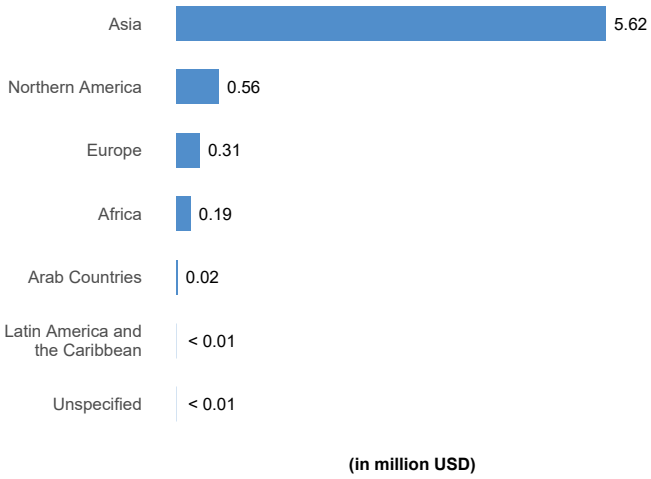

FAO

Some data labels omitted for visual purposes

This organization had vendors from 186 different countries in the year 2017

Procurement value: 371.37 million USD
Growth over previous year: 17.15%
% of total UN procurement: 1.99%

This organization was the 10th largest in terms of procurement in the year 2017

1. Goods and services distribution

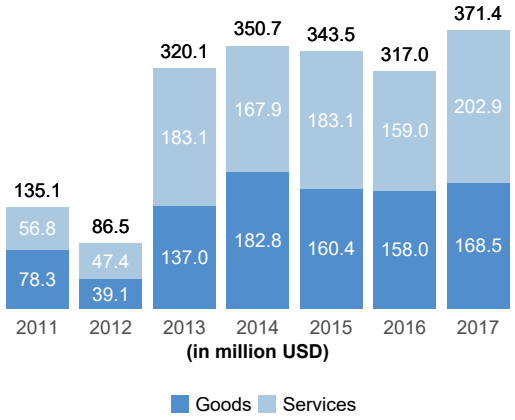

2. Supplier country development status

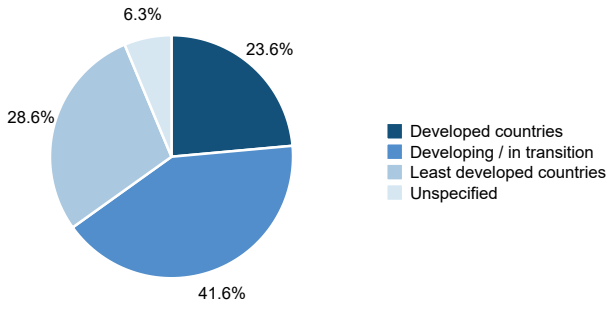

3. Procurement by category

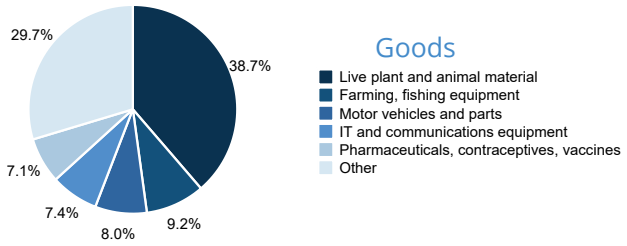

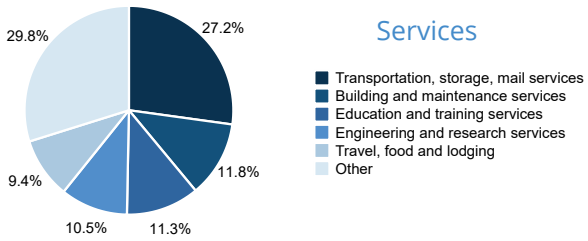

4. Procurement by region

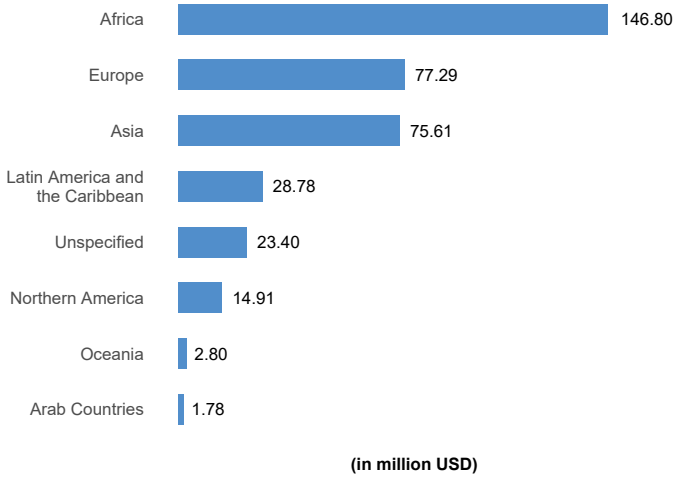

IAEA

Some data labels omitted for visual purposes

This organization had vendors from 147 different countries in the year 2017

Procurement value: 219.82 million USD
Growth over previous year: 49.22%
% of total UN procurement: 1.18%

This organization was the 14th largest in terms of procurement in the year 2017

1. Goods and services distribution

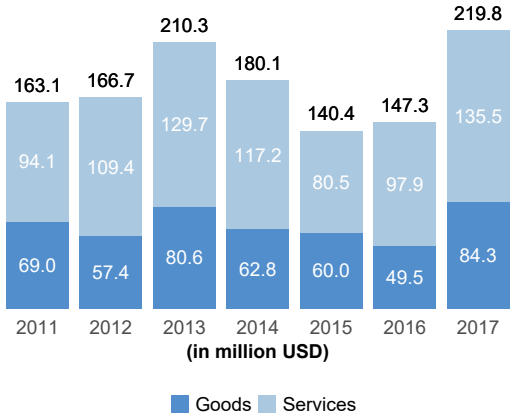

2. Supplier country development status

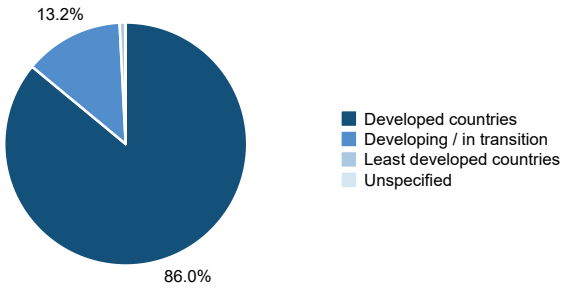

3. Procurement by category

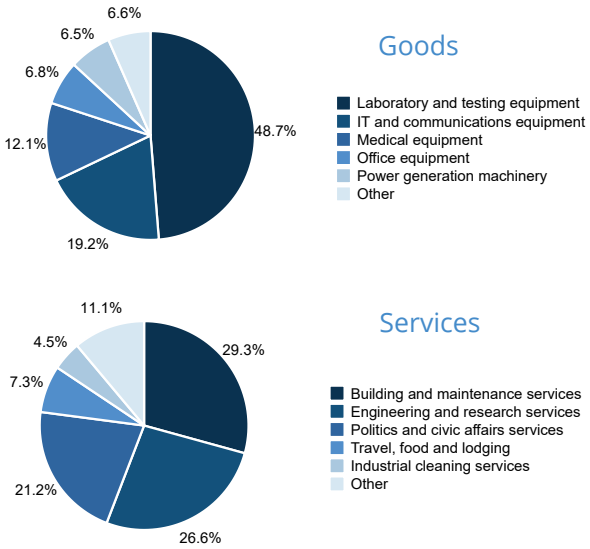

4. Procurement by region

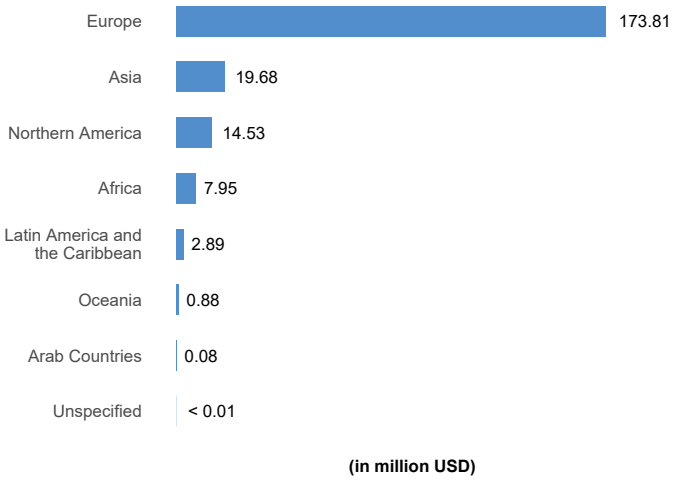

IFAD

Some data labels omitted for visual purposes

This organization had vendors from 84 different countries in the year 2017

Procurement value: 48.71 million USD
Growth over previous year: 3.33%
% of total UN procurement: 0.26%

This organization was the 23rd largest in terms of procurement in the year 2017

1. Goods and services distribution

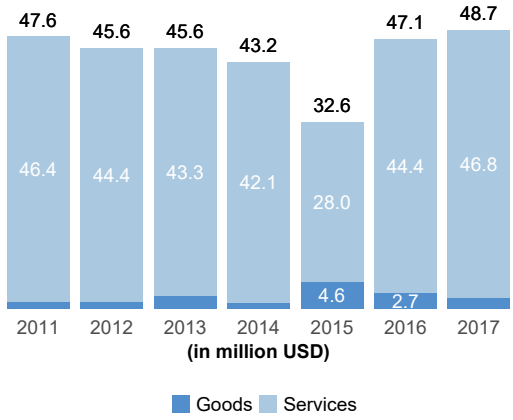

2. Supplier country development status

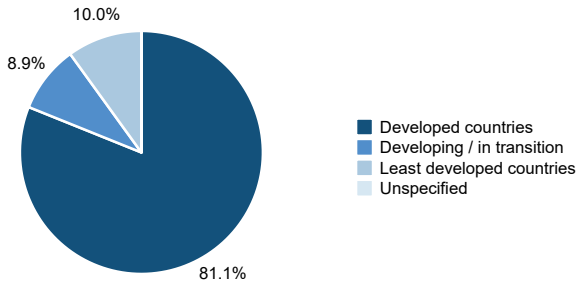

3. Procurement by category

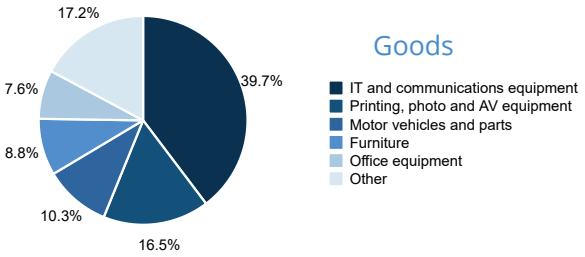

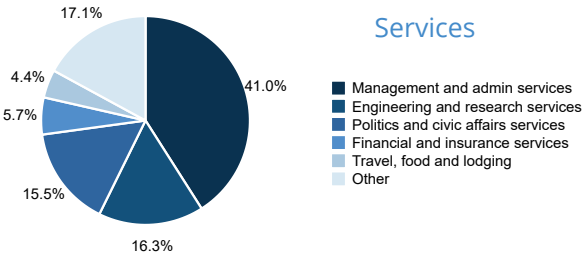

4. Procurement by region

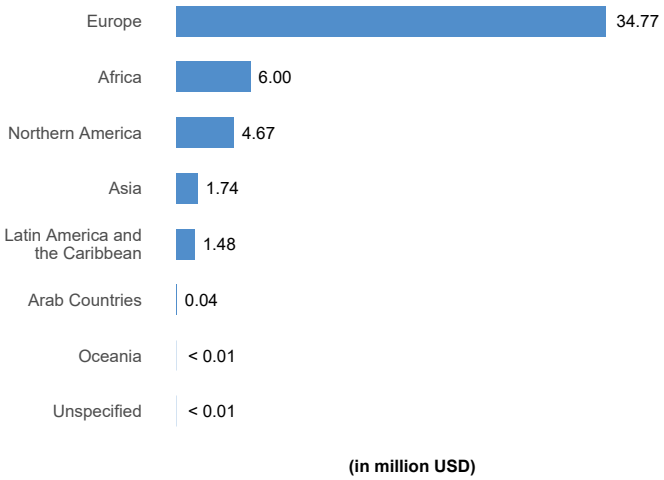

ILO

Some data labels omitted for visual purposes

This organization had vendors from 152 different countries in the year 2017

Procurement value: 214.66 million USD
Growth over previous year: 31.95%
% of total UN procurement: 1.15%

This organization was the 15th largest in terms of procurement in the year 2017

1. Goods and services distribution

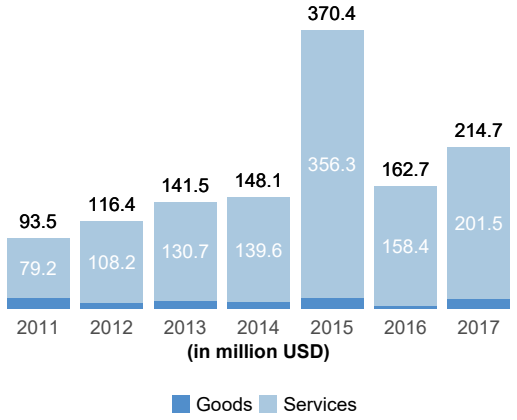

2. Supplier country development status

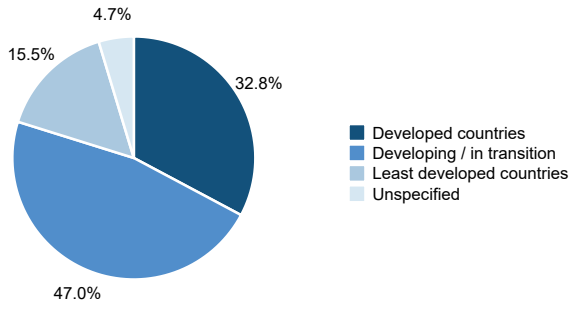

3. Procurement by category

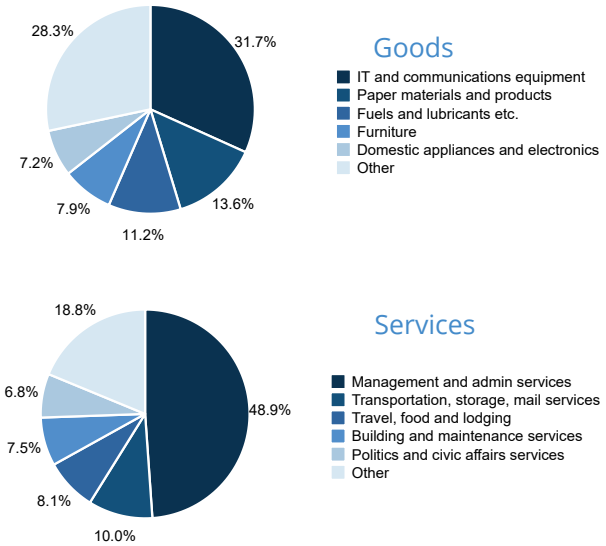

4. Procurement by region

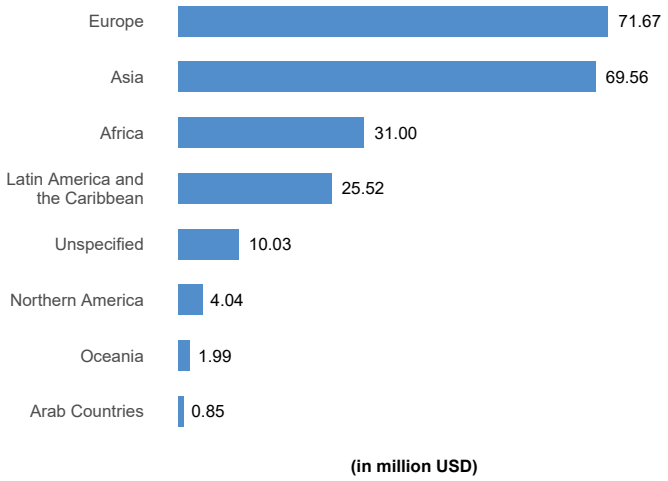

IMF

Some data labels omitted for visual purposes

This organization had vendors from 3 different countries in the year 2017

Procurement value: 272.28 million USD
Growth over previous year: –
% of total UN procurement: 1.46%

This organization was the 12nd largest in terms of procurement in the year 2017

1. Goods and services distribution

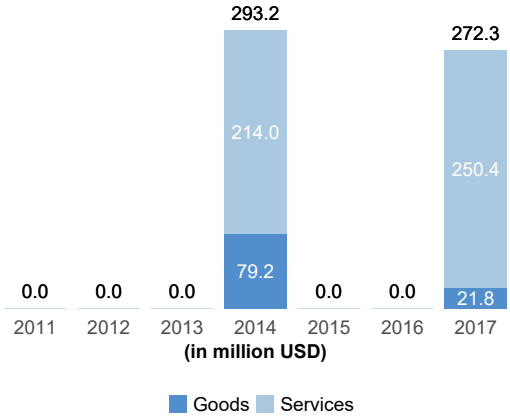

2. Supplier country development status

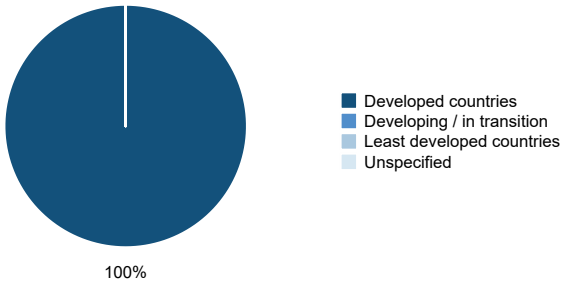

3. Procurement by category

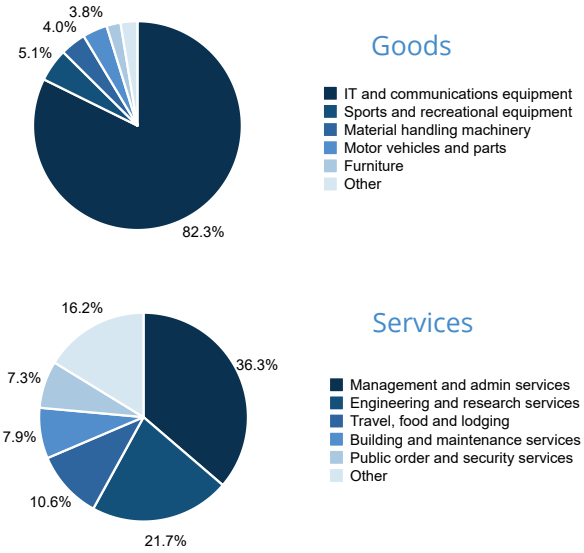

4. Procurement by region

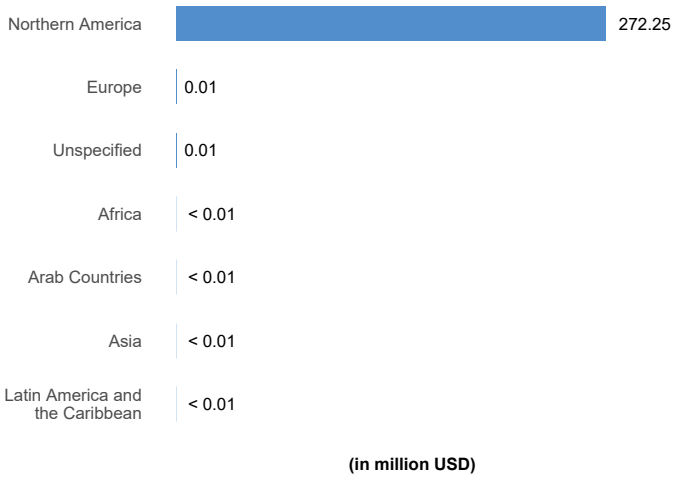

IMO

Some data labels omitted for visual purposes

This organization had vendors from 30 different countries in the year 2017

Procurement value: 16.39 million USD
Growth over previous year: 6.47%
% of total UN procurement: 0.09%

This organization was the 31st largest in terms of procurement in the year 2017

1. Goods and services distribution

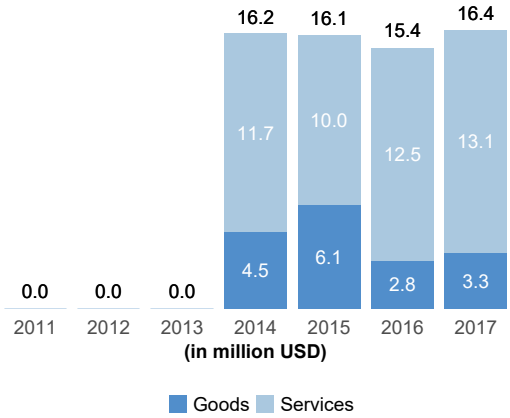

2. Supplier country development status

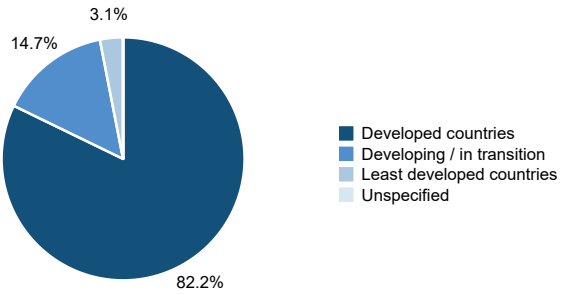

3. Procurement by category

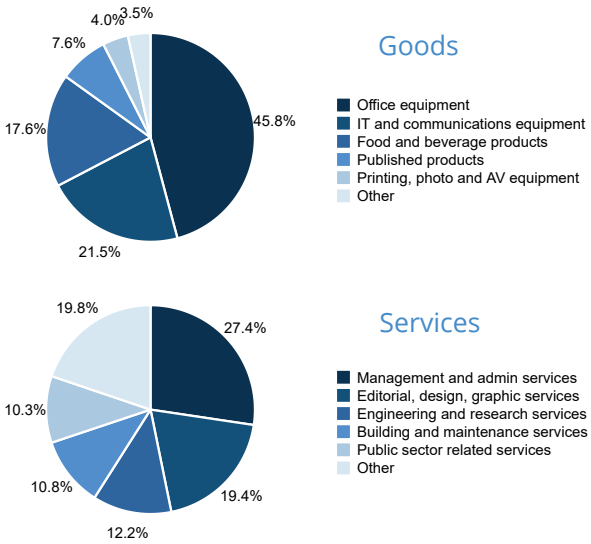

4. Procurement by region

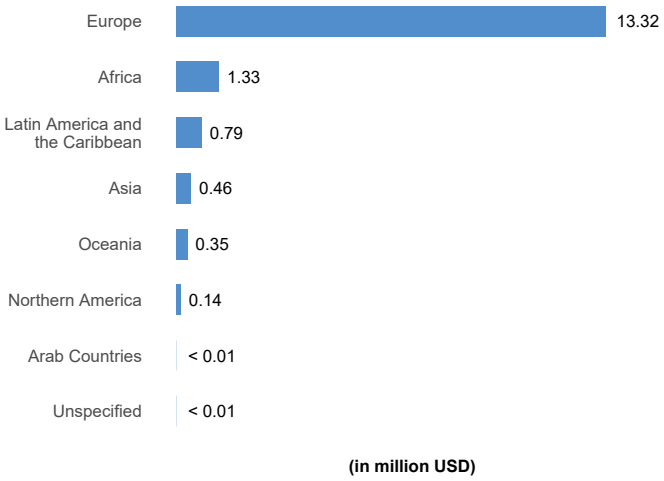

IOM

Some data labels omitted for visual purposes

This organization had vendors from 1 different countries in the year 2017

Procurement value: 617.6 million USD
Growth over previous year: 18.2%
% of total UN procurement: 3.32%

This organization was the 9th largest in terms of procurement in the year 2017

1. Goods and services distribution

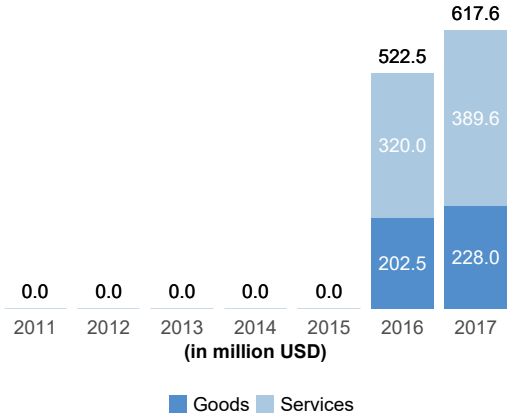

2. Supplier country development status

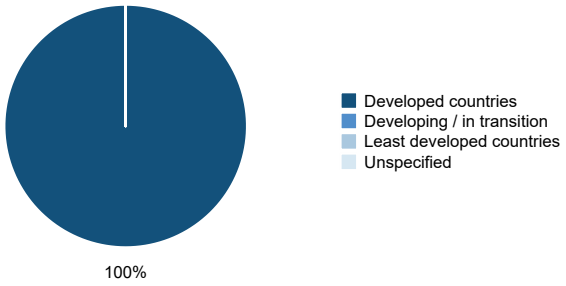

3. Procurement by category

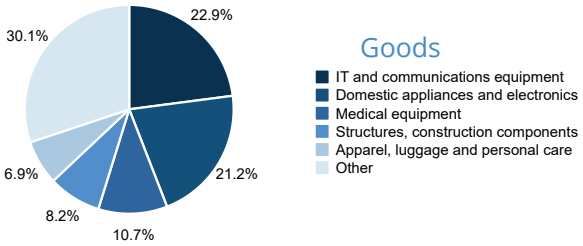

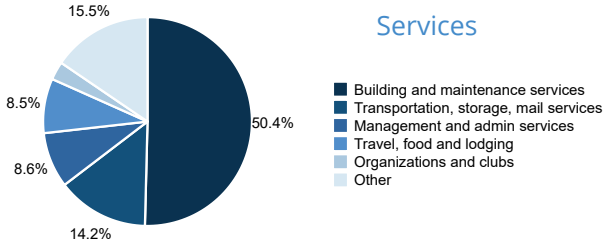

4. Procurement by region

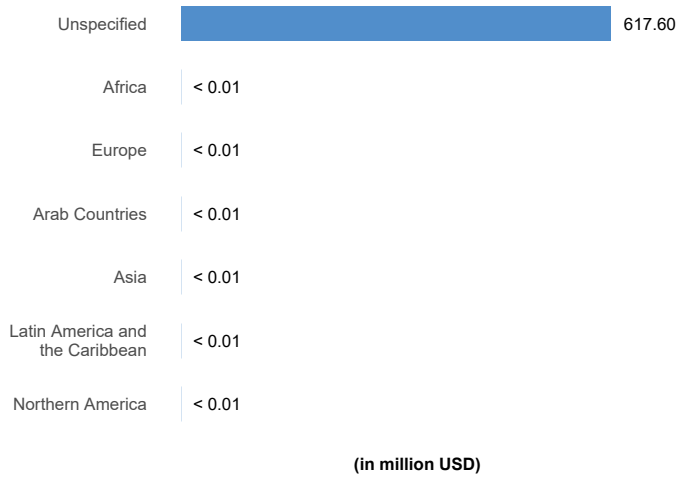

ITC

Some data labels omitted for visual purposes

This organization had vendors from 95 different countries in the year 2017

Procurement value: 14.27 million USD
Growth over previous year: 53.6%
% of total UN procurement: 0.08%

This organization was the 32nd largest in terms of procurement in the year 2017

1. Goods and services distribution

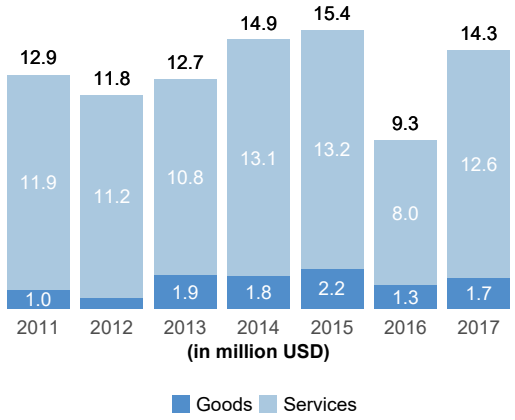

2. Supplier country development status

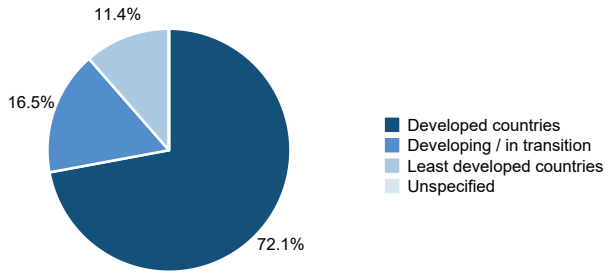

3. Procurement by category

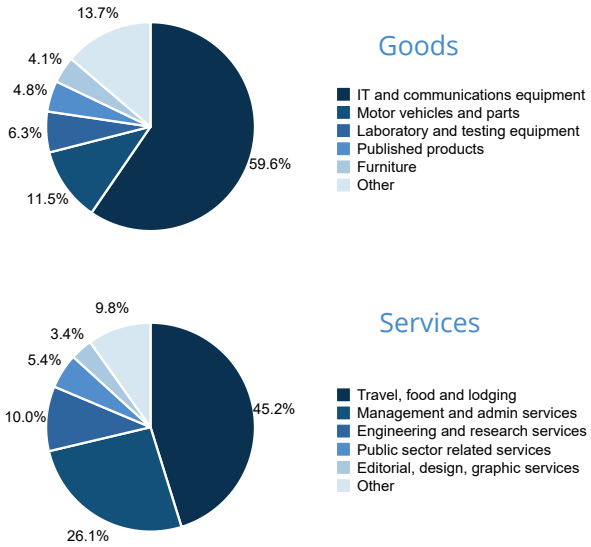

4. Procurement by region

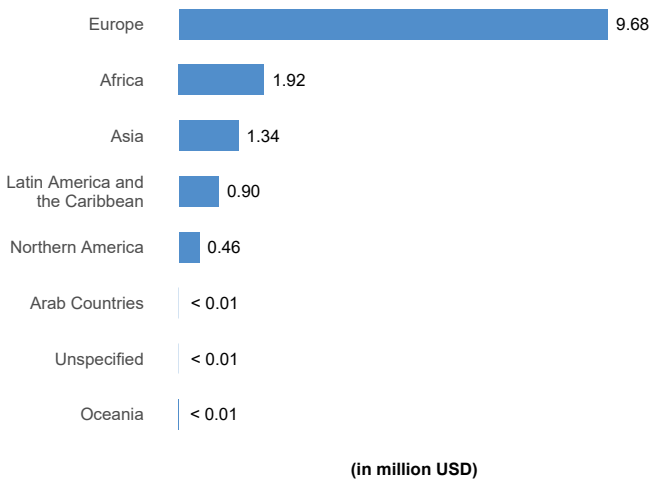

ITU

Some data labels omitted for visual purposes

This organization had vendors from 90 different countries in the year 2017

Procurement value: 47.69 million USD
Growth over previous year: 0.11%
% of total UN procurement: 0.26%

This organization was the 24th largest in terms of procurement in the year 2017

1. Goods and services distribution

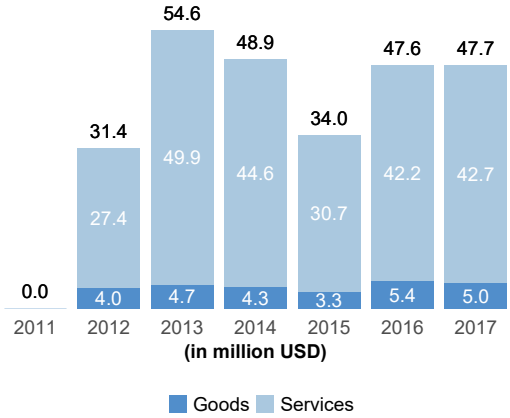

2. Supplier country development status

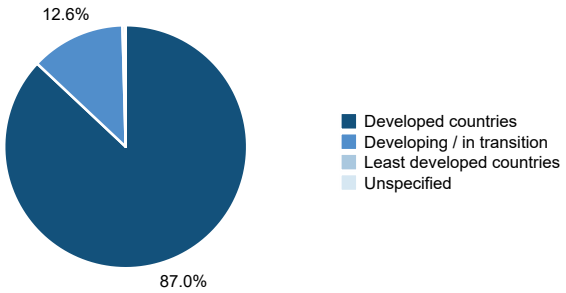

3. Procurement by category

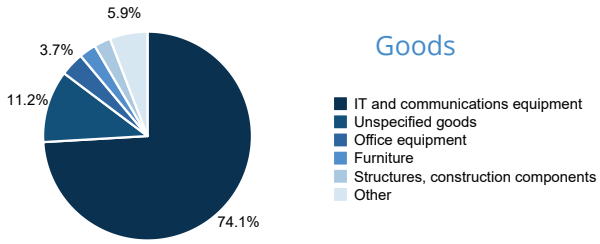

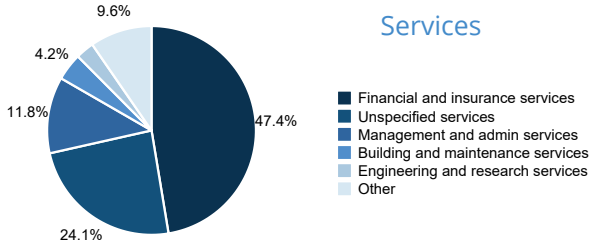

4. Procurement by region

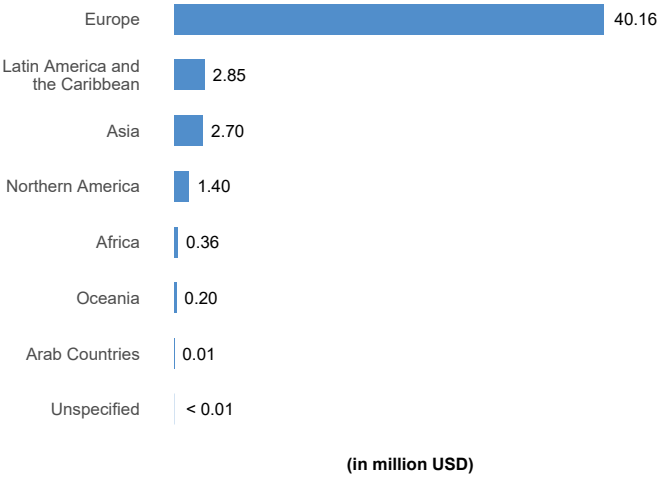

OPCW

Some data labels omitted for visual purposes

This organization had vendors from 33 different countries in the year 2017

Procurement value: 18.45 million USD
Growth over previous year: −60.81%
% of total UN procurement: 0.1%

This organization was the 29th largest in terms of procurement in the year 2017

1. Goods and services distribution

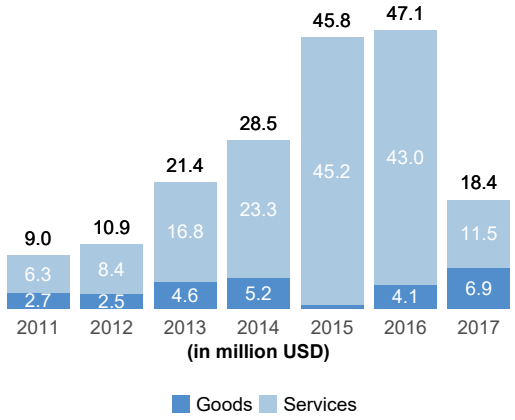

2. Supplier country development status

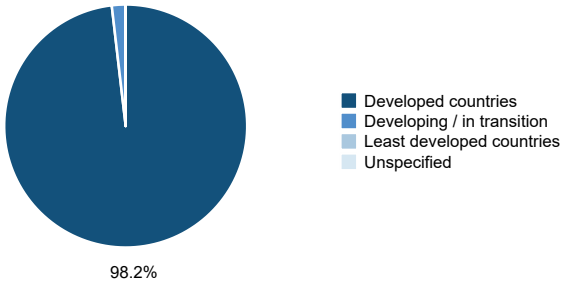

3. Procurement by category

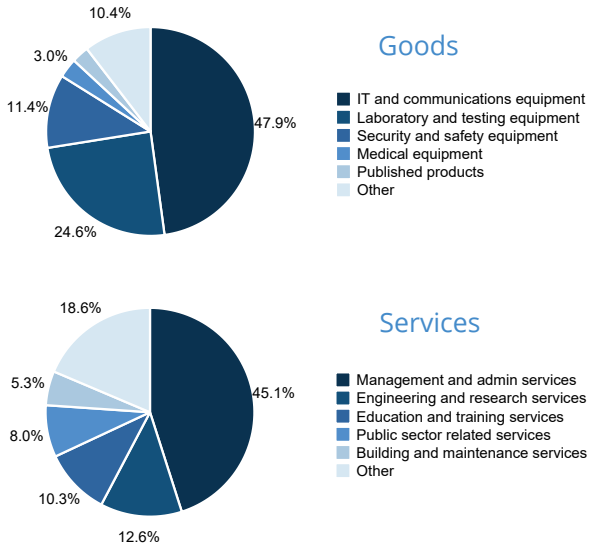

4. Procurement by region

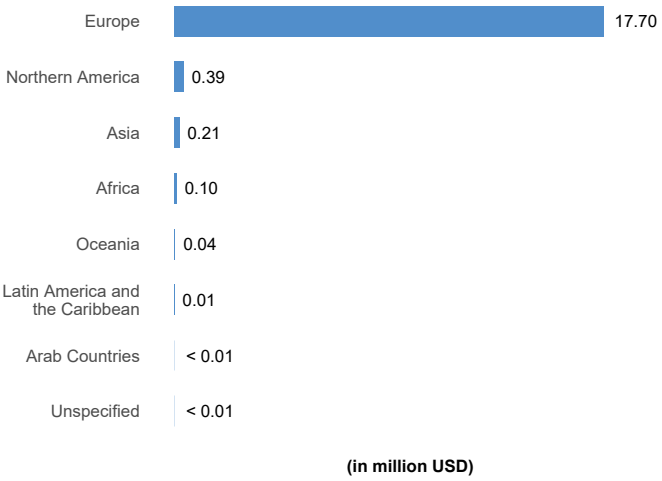

PAHO

Some data labels omitted for visual purposes

This organization had vendors from 68 different countries in the year 2017

Procurement value: 919.38 million USD
Growth over previous year: 16.43%
% of total UN procurement: 4.94%

This organization was the 7th largest in terms of procurement in the year 2017

1. Goods and services distribution

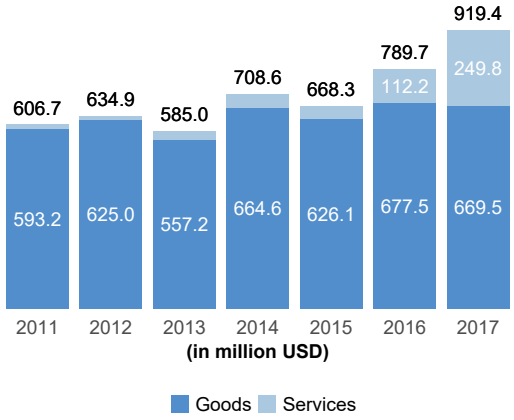

2. Supplier country development status

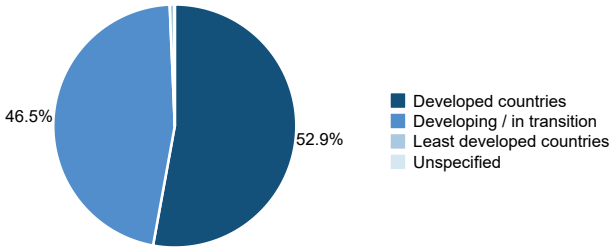

3. Procurement by category

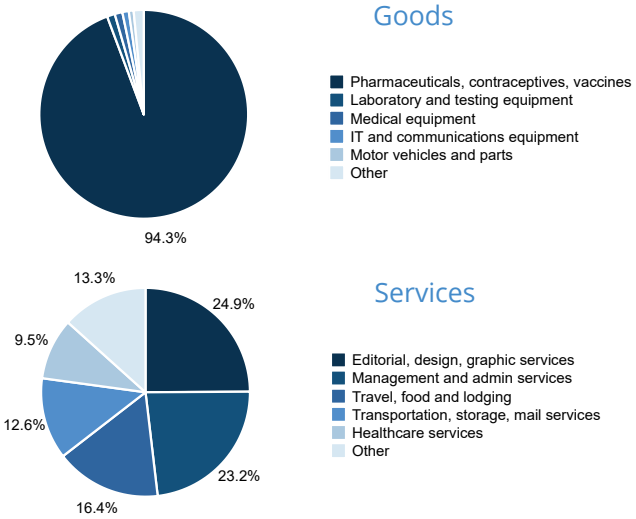

4. Procurement by region

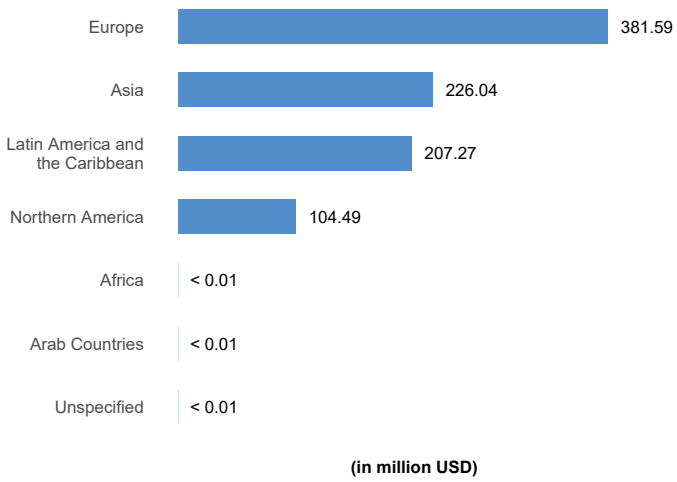

UN–ICTY/MICT

Some data labels omitted for visual purposes

This organization had vendors from 25 different countries in the year 2017

Procurement value: 19.24 million USD
Growth over previous year: 43.11%
% of total UN procurement: 0.1%

This organization was the 27th largest in terms of procurement in the year 2017

1. Goods and services distribution

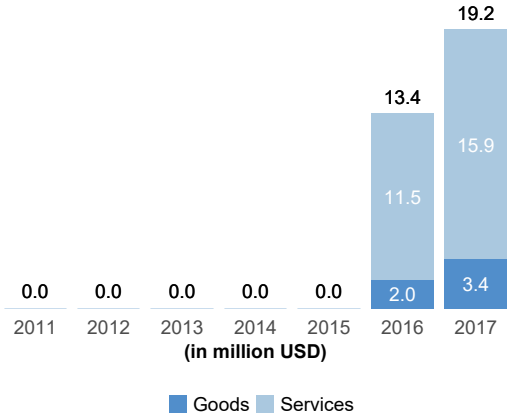

2. Supplier country development status

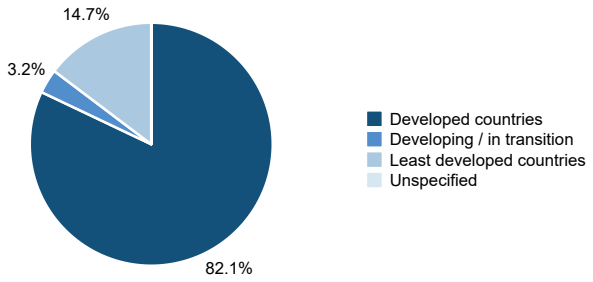

3. Procurement by category

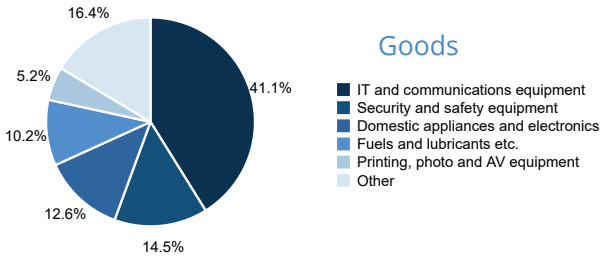

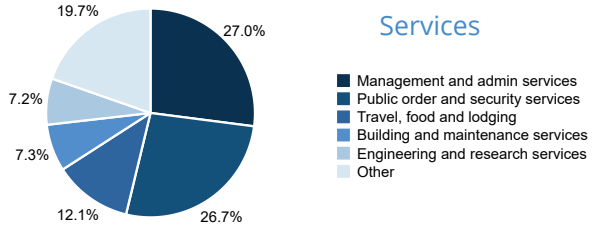

4. Procurement by region

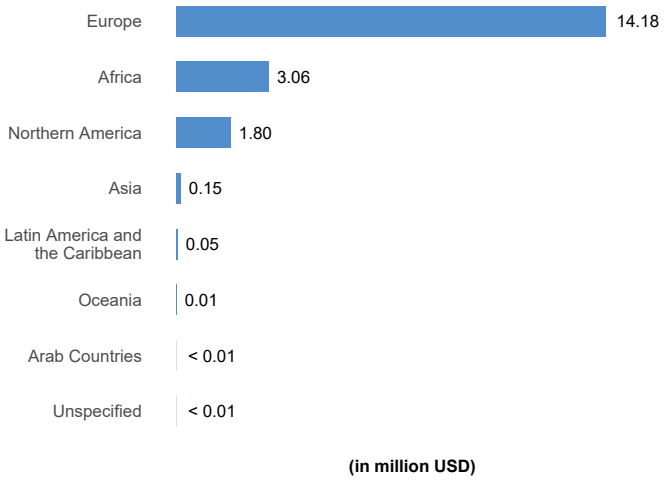

UN WOMEN

Some data labels omitted for visual purposes

This organization had vendors from 147 different countries in the year 2017

Procurement value: 104.16 million USD
Growth over previous year: −17.3%
% of total UN procurement: 0.56%

This organization was the 20th largest in terms of procurement in the year 2017

1. Goods and services distribution

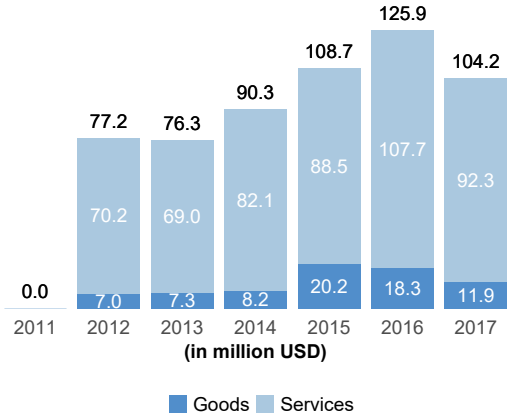

2. Supplier country development status

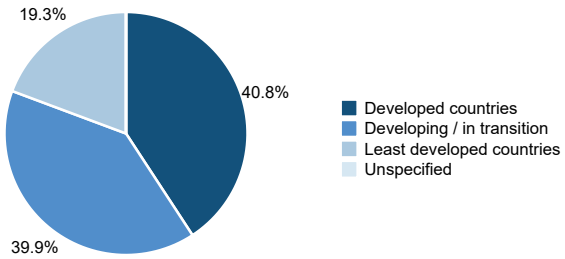

3. Procurement by category

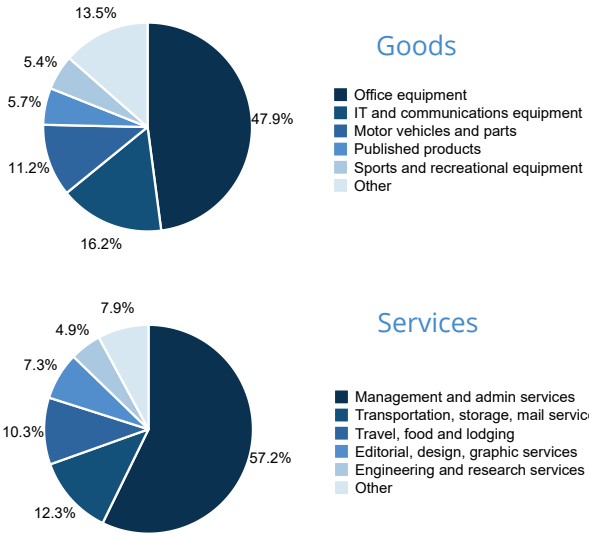

4. Procurement by region

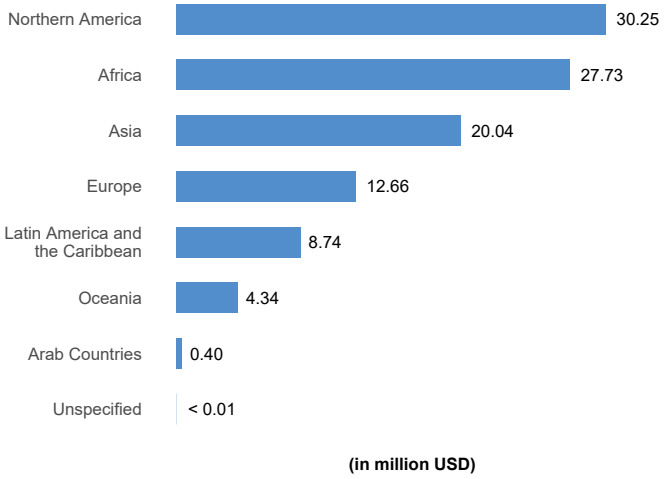

UNAIDS

Some data labels omitted for visual purposes

This organization had vendors from 145 different countries in the year 2017

Procurement value: 49.37 million USD
Growth over previous year: 45.1%
% of total UN procurement: 0.27%

This organization was the 22nd largest in terms of procurement in the year 2017

1. Goods and services distribution

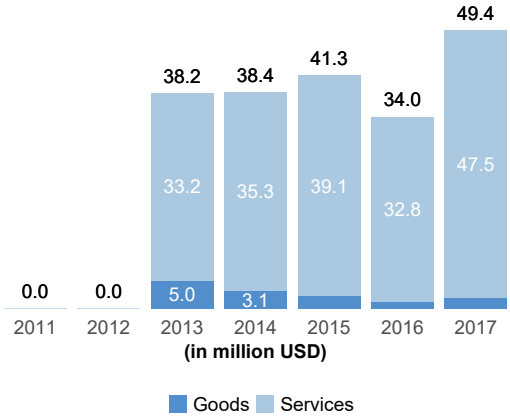

2. Supplier country development status

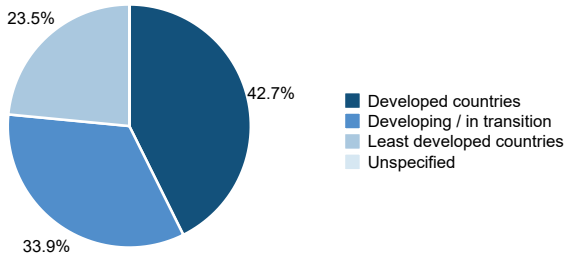

3. Procurement by category

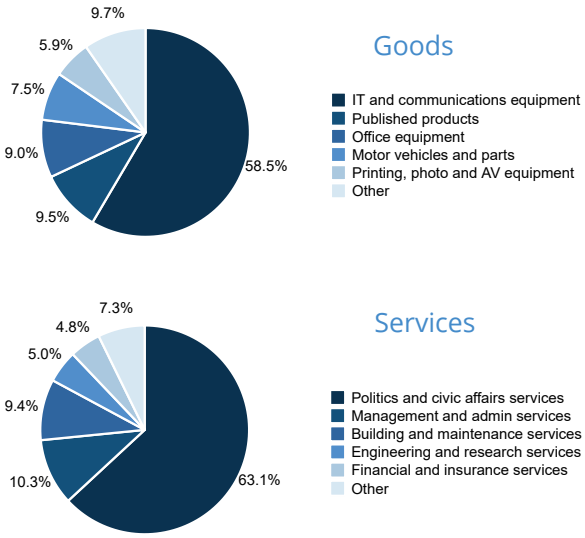

4. Procurement by region

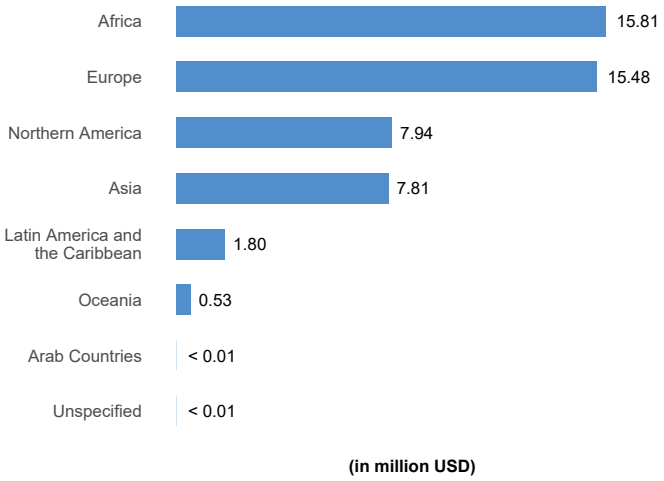

UNAKRT

Some data labels omitted for visual purposes

This organization had vendors from 10 different countries in the year 2017

Procurement value: 1.06 million USD
Growth over previous year: −43%
% of total UN procurement: 0.01%

This organization was the 40th largest in terms of procurement in the year 2017

1. Goods and services distribution

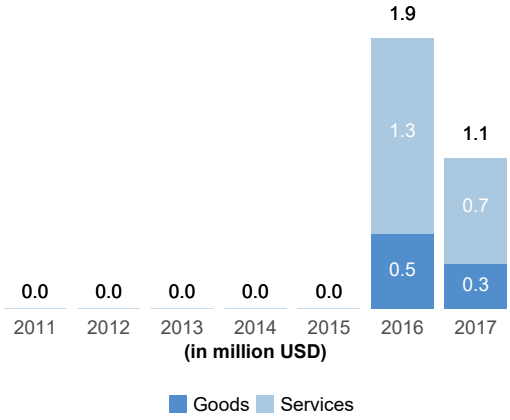

2. Supplier country development status

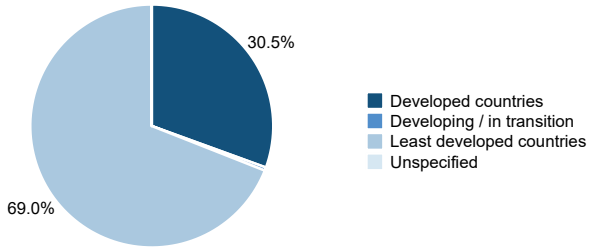

3. Procurement by category

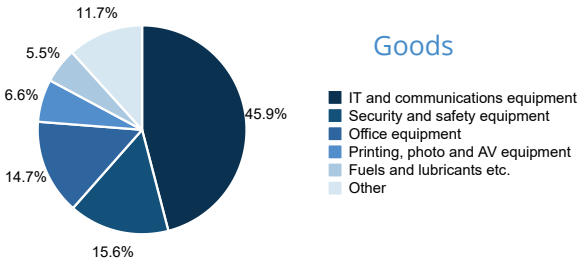

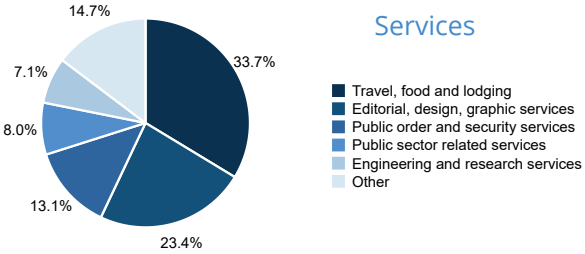

4. Procurement by region

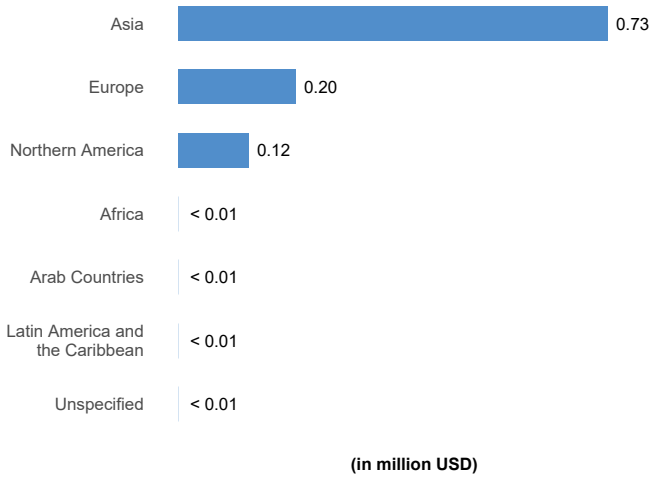

UNDP

Some data labels omitted for visual purposes

This organization had vendors from 209 different countries in the year 2017

Procurement value: 2,117.01 million USD
Growth over previous year: 24.72%
% of total UN procurement: 11.37%

This organization was the 4th largest in terms of procurement in the year 2017

1. Goods and services distribution

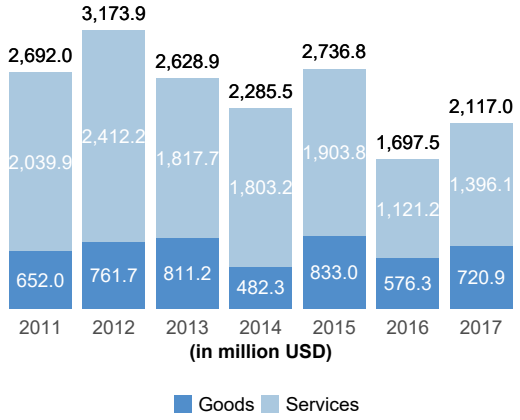

2. Supplier country development status

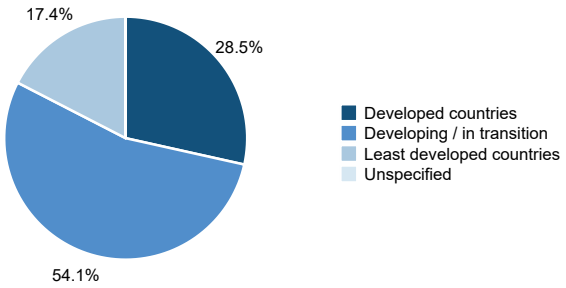

3. Procurement by category

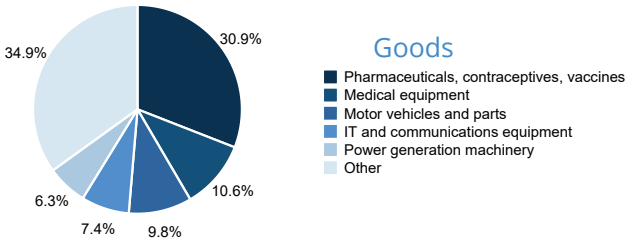

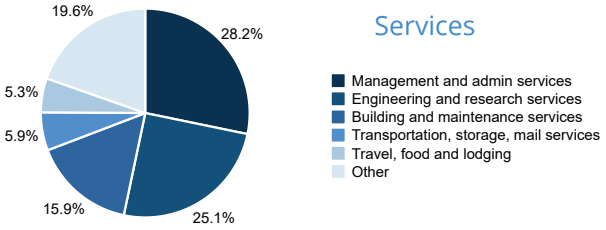

4. Procurement by region

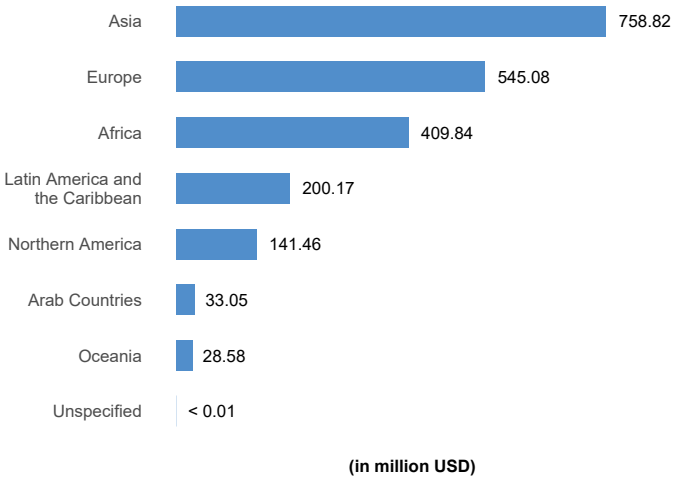

UNECA

Some data labels omitted for visual purposes

This organization had vendors from 49 different countries in the year 2017

Procurement value: 18.95 million USD
Growth over previous year: 43.54%
% of total UN procurement: 0.1%

This organization was the 28th largest in terms of procurement in the year 2017

1. Goods and services distribution

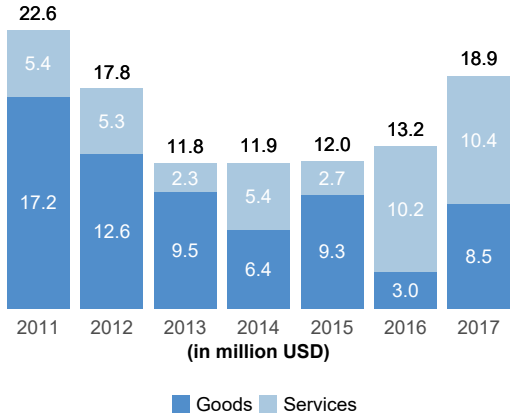

2. Supplier country development status

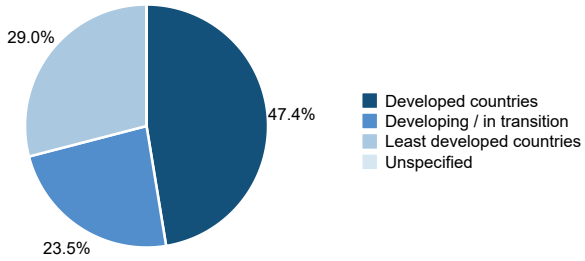

3. Procurement by category

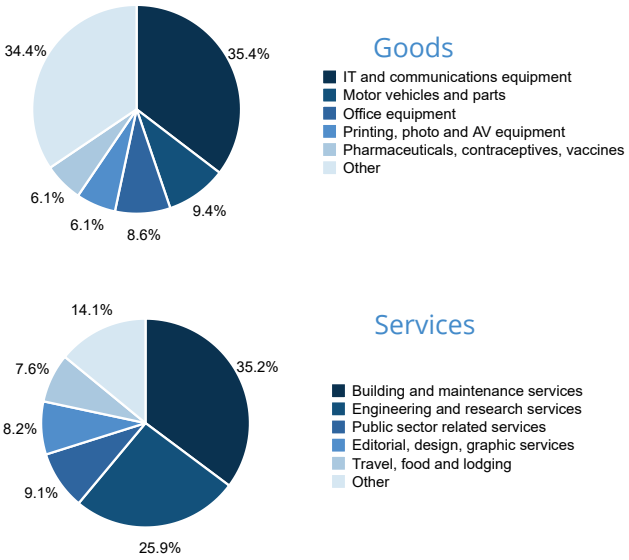

4. Procurement by region

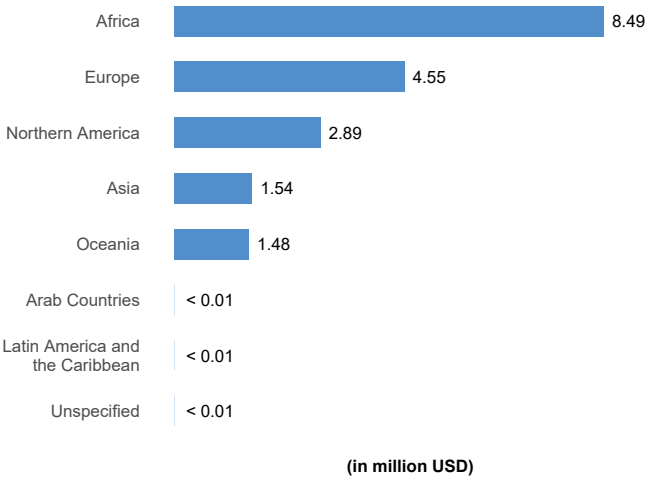

UNESCO

Some data labels omitted for visual purposes

This organization had vendors from 174 different countries in the year 2017

Procurement value: 128.95 million USD
Growth over previous year: 4.98%
% of total UN procurement: 0.69%

This organization was the 17th largest in terms of procurement in the year 2017

1. Goods and services distribution

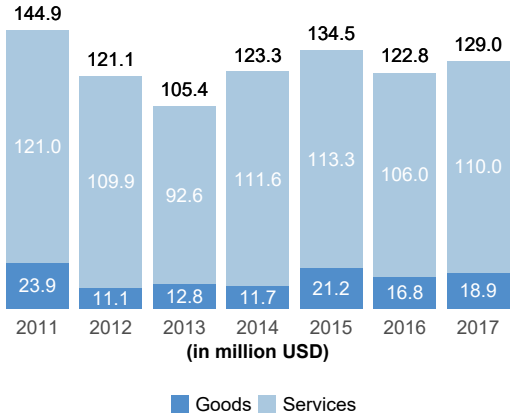

2. Supplier country development status

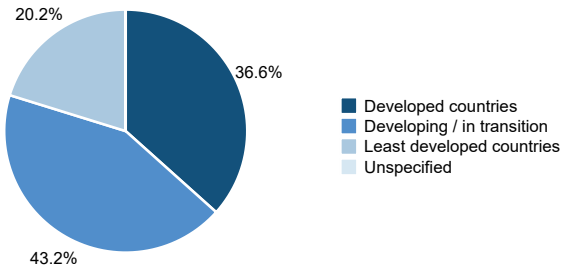

3. Procurement by category

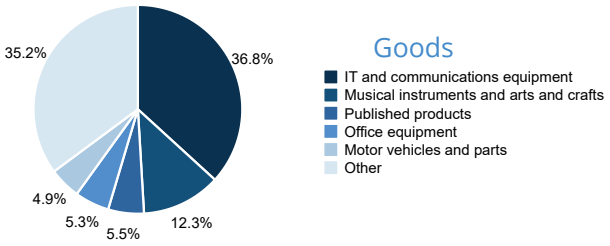

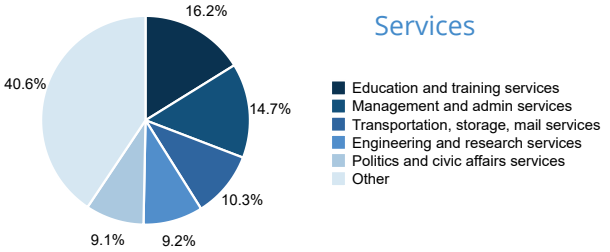

4. Procurement by region

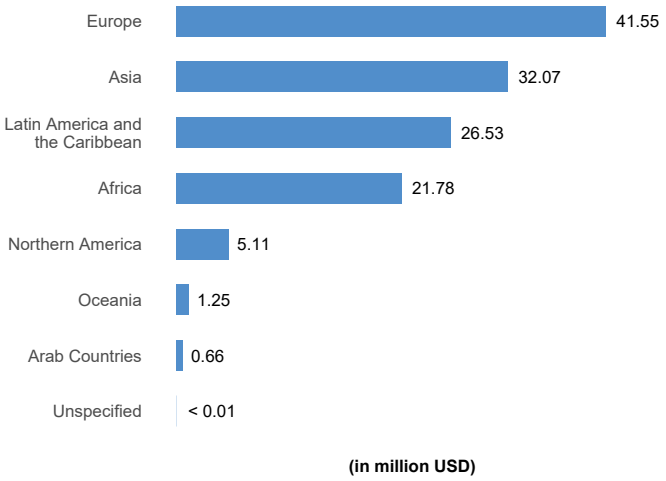

UNFCCC

Some data labels omitted for visual purposes

This organization had vendors from 31 different countries in the year 2017

Procurement value: 24.39 million USD
Growth over previous year: 230.77%
% of total UN procurement: 0.13%

This organization was the 26th largest in terms of procurement in the year 2017

1. Goods and services distribution

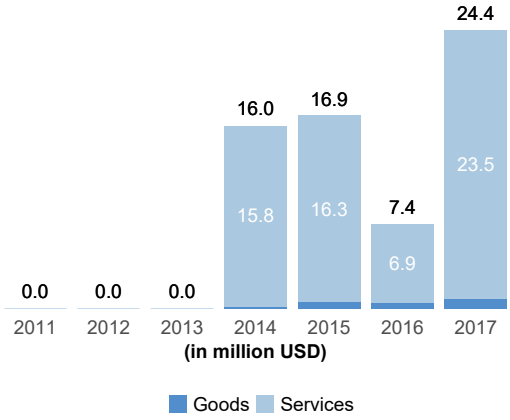

2. Supplier country development status

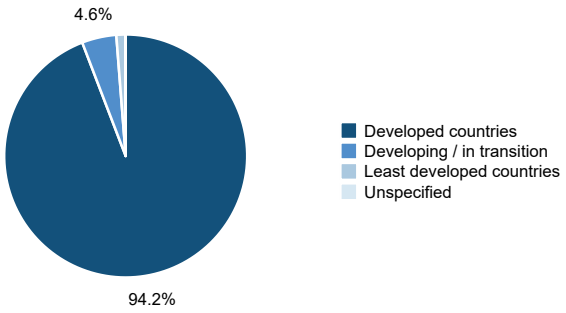

3. Procurement by category

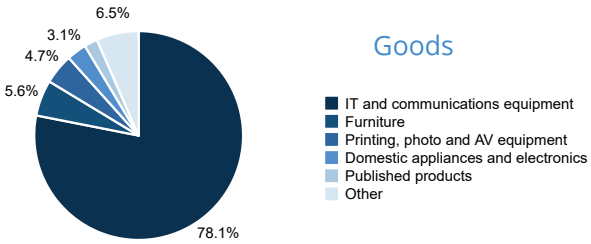

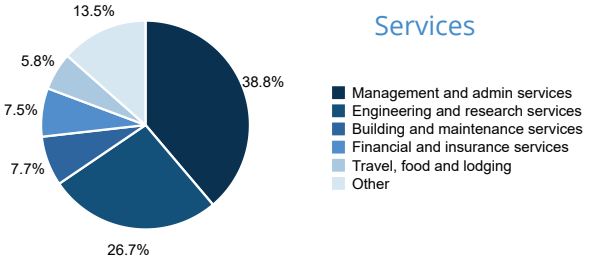

4. Procurement by region

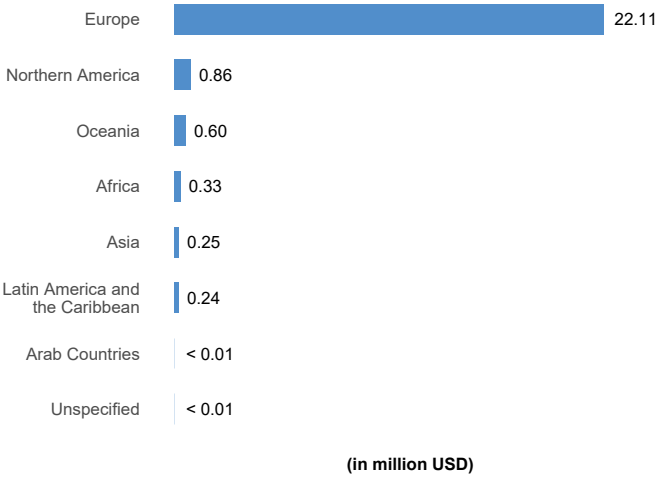

UNFPA

Some data labels omitted for visual purposes

This organization had vendors from 171 different countries in the year 2017

Procurement value: 316.8 million USD
Growth over previous year: 12.36%
% of total UN procurement: 1.7%

This organization was the 11st largest in terms of procurement in the year 2017

1. Goods and services distribution

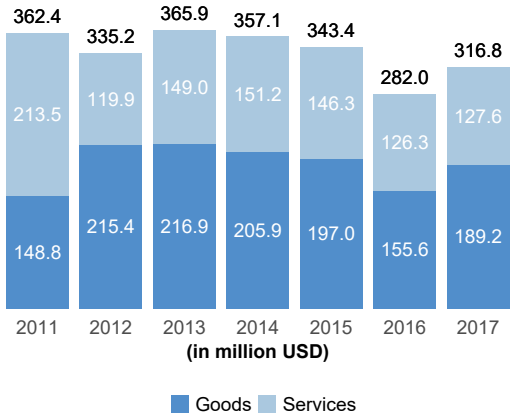

2. Supplier country development status

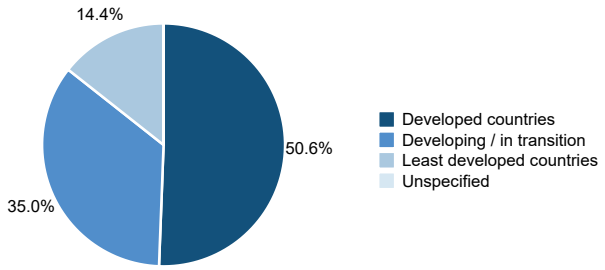

3. Procurement by category

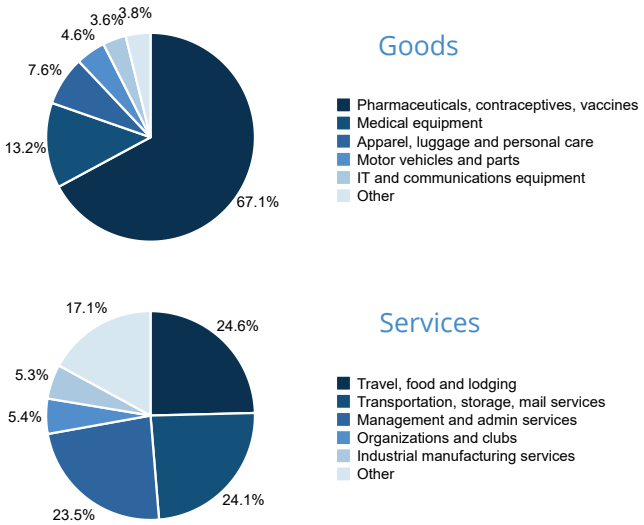

4. Procurement by region

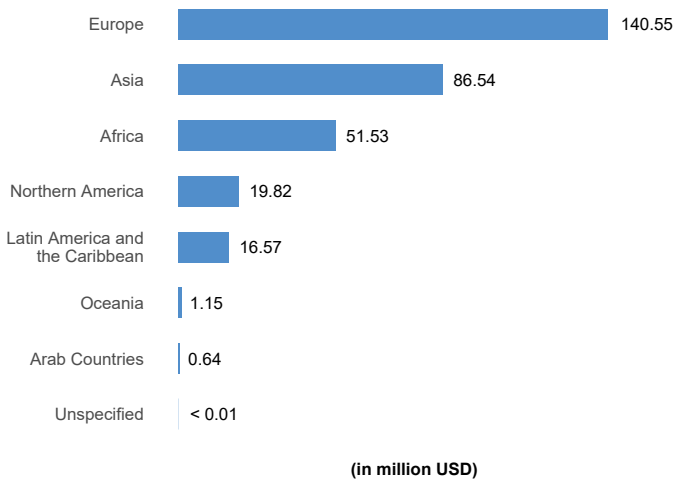

UNHCR

Some data labels omitted for visual purposes

This organization had vendors from 152 different countries in the year 2017

Procurement value: 1,239.42 million USD
Growth over previous year: 5.06%
% of total UN procurement: 6.66%

This organization was the 5th largest in terms of procurement in the year 2017

1. Goods and services distribution

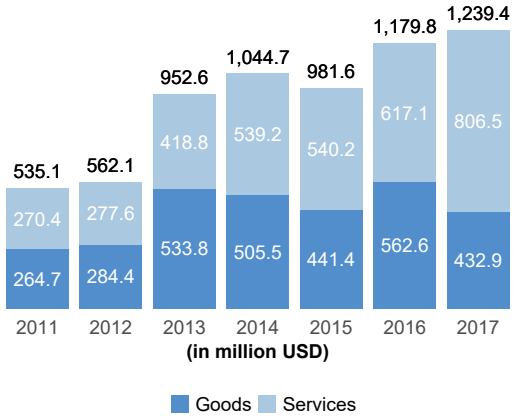

2. Supplier country development status

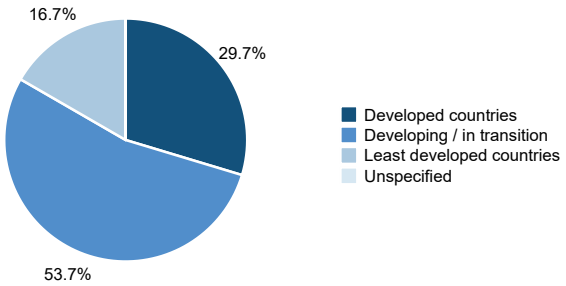

3. Procurement by category

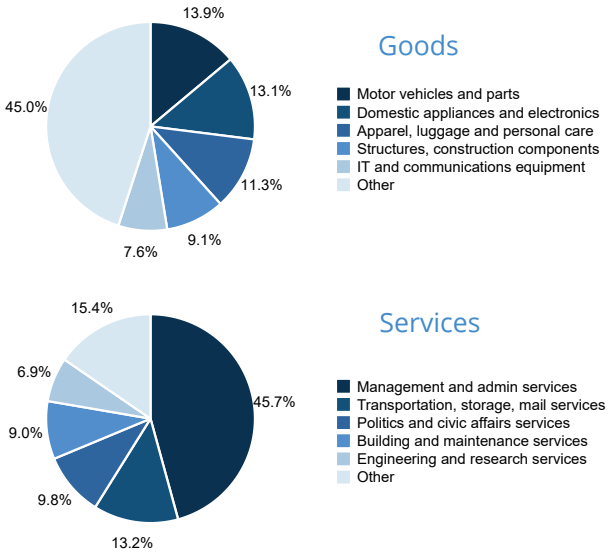

4. Procurement by region

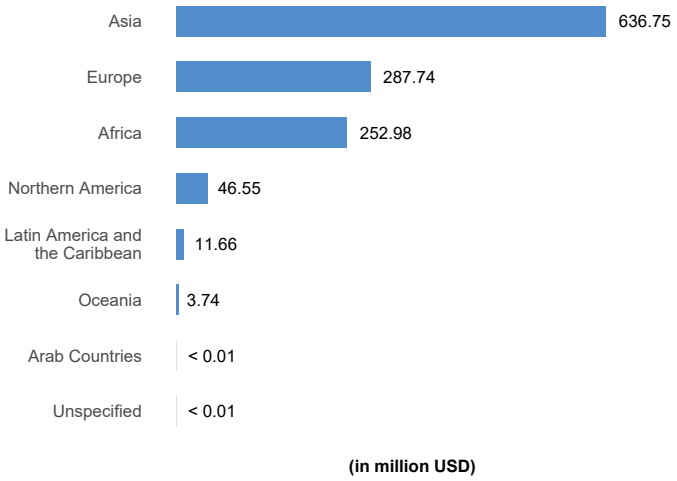

UNICEF

Some data labels omitted for visual purposes

This organization had vendors from 173 different countries in the year 2017

Procurement value: 3,428.68 million USD
Growth over previous year: −1.62%
% of total UN procurement: 18.41%

This organization was the 1st largest in terms of procurement in the year 2017

1. Goods and services distribution

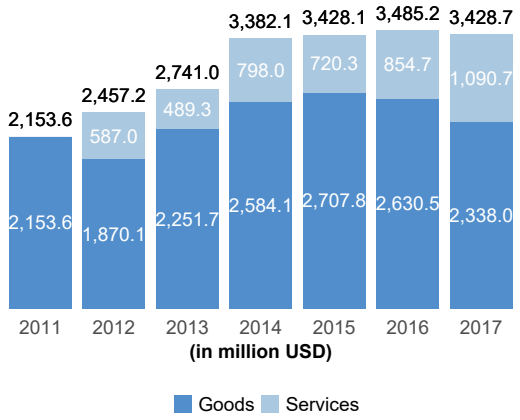

2. Supplier country development status

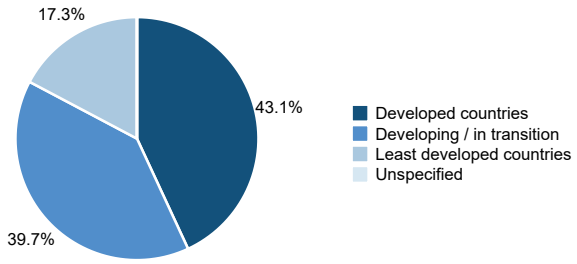

3. Procurement by category

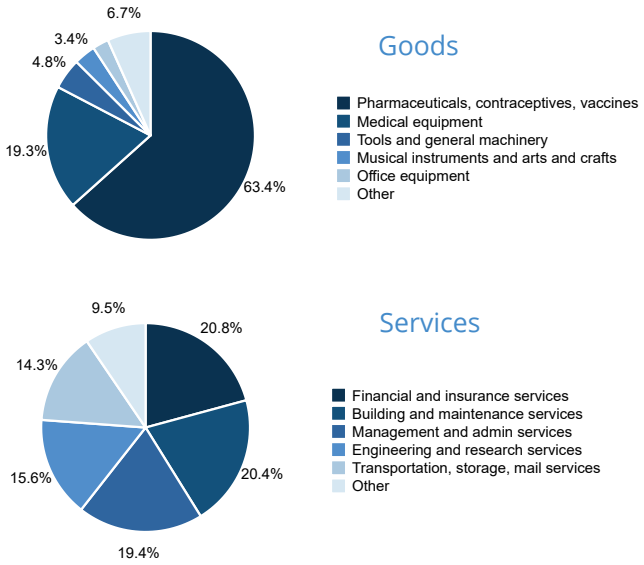

4. Procurement by region

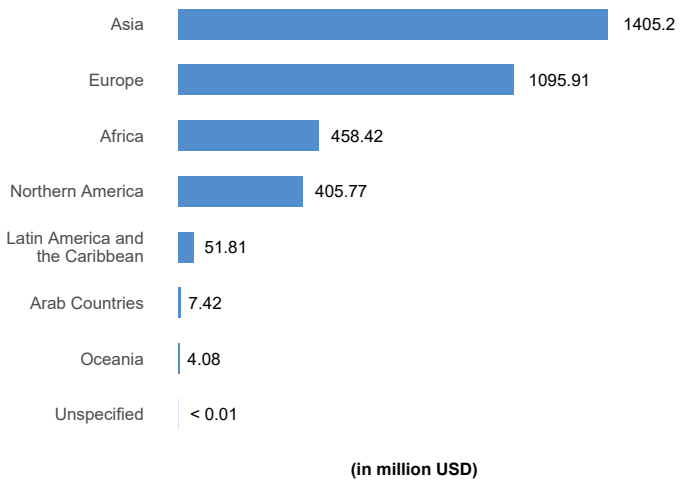

UNIDO

Some data labels omitted for visual purposes

This organization had vendors from 157 different countries in the year 2017

Procurement value: 178.4 million USD
Growth over previous year: 44.64%
% of total UN procurement: 0.96%

This organization was the 16th largest in terms of procurement in the year 2017

1. Goods and services distribution

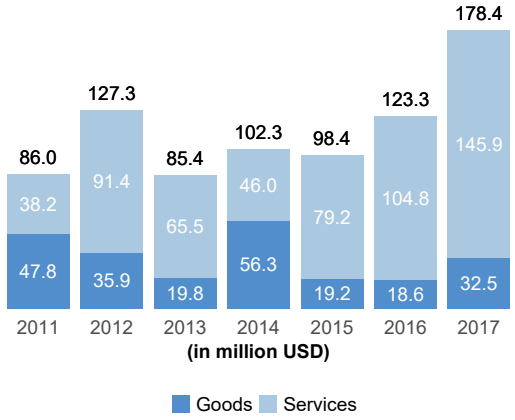

2. Supplier country development status

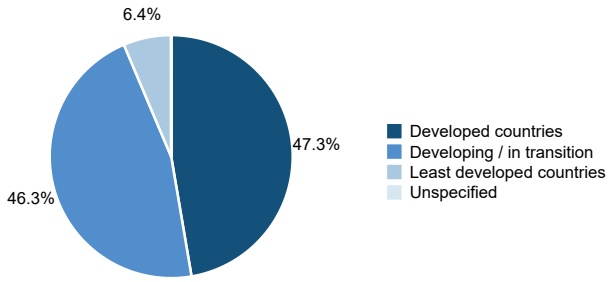

3. Procurement by category

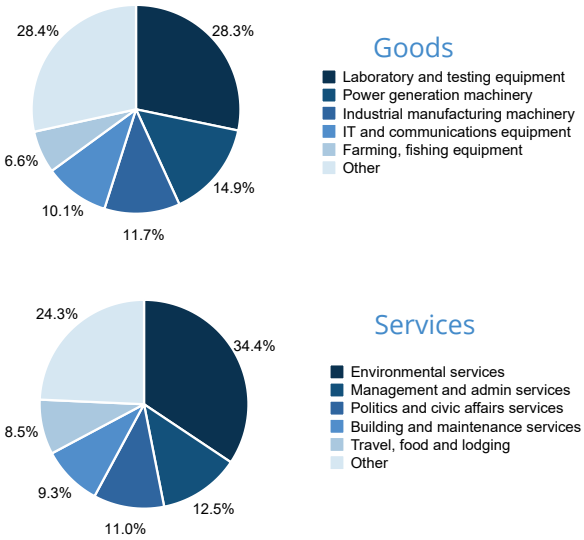

4. Procurement by region

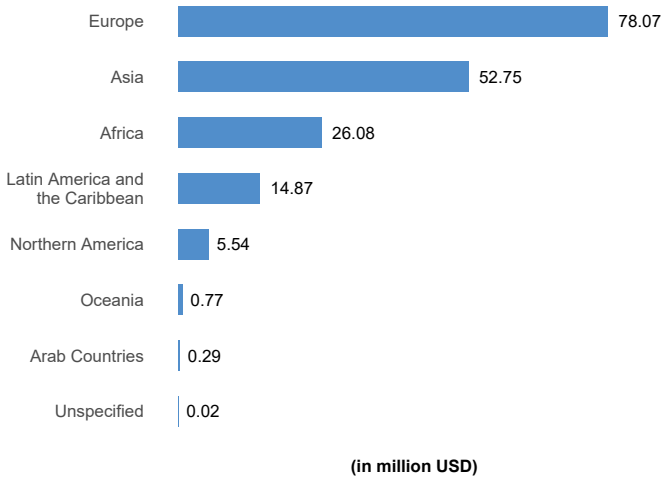

UNOG

Some data labels omitted for visual purposes

This organization had vendors from 102 different countries in the year 2017

Procurement value: 109.67 million USD
Growth over previous year: 16.64%
% of total UN procurement: 0.59%

This organization was the 19th largest in terms of procurement in the year 2017

1. Goods and services distribution

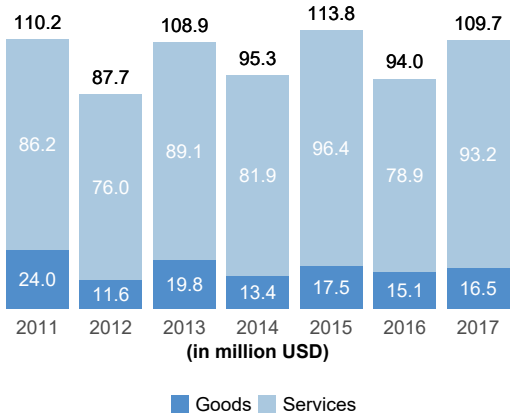

2. Supplier country development status

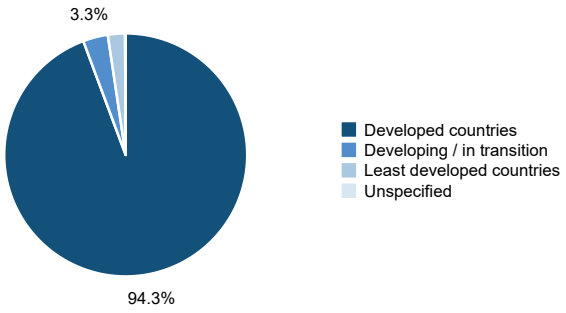

3. Procurement by category

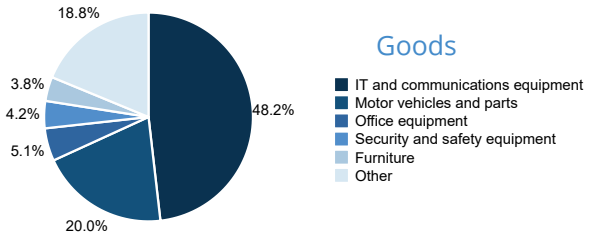

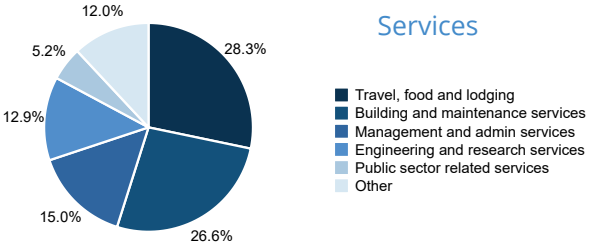

4. Procurement by region

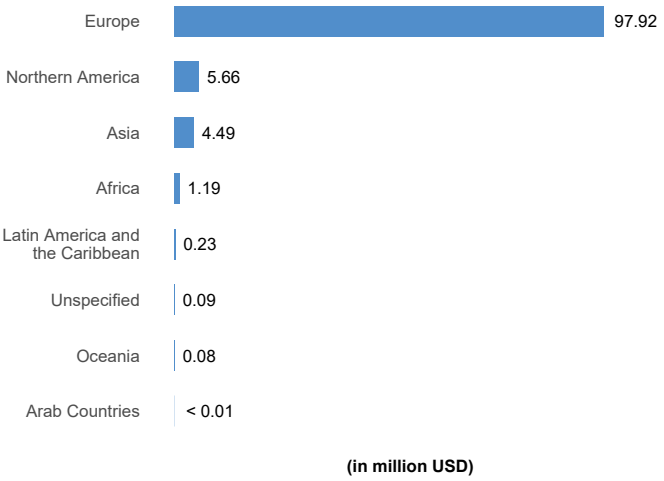

UNON

Some data labels omitted for visual purposes

This organization had vendors from 60 different countries in the year 2017

Procurement value: 40.86 million USD
Growth over previous year: 42.81%
% of total UN procurement: 0.22%

This organization was the 25th largest in terms of procurement in the year 2017

1. Goods and services distribution

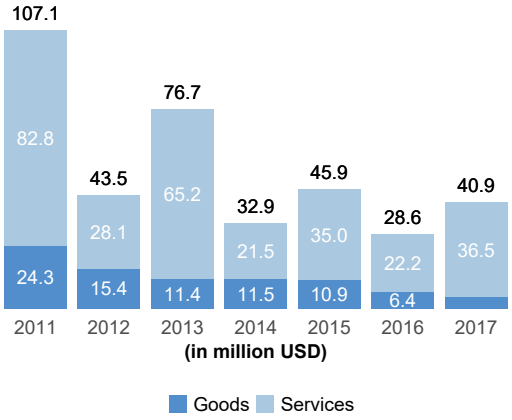

2. Supplier country development status

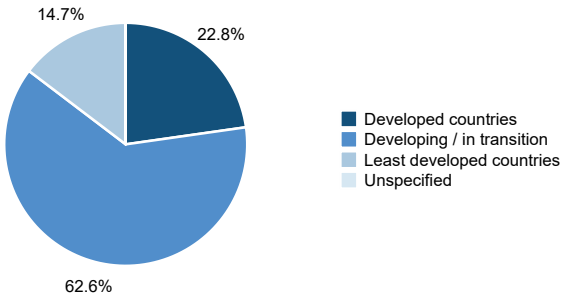

3. Procurement by category

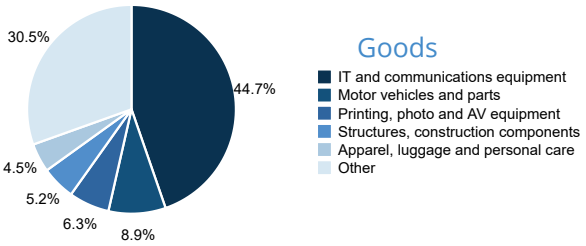

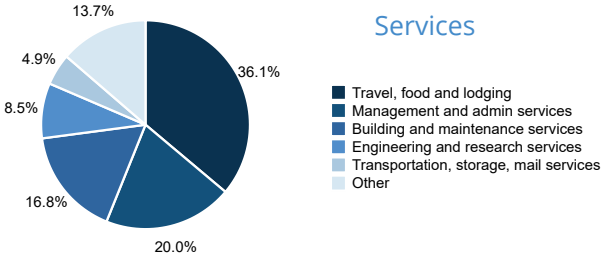

4. Procurement by region

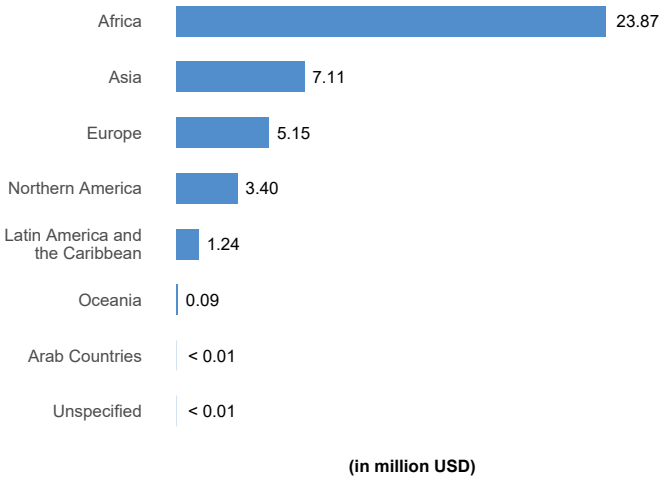

UNOPS

Some data labels omitted for visual purposes

This organization had vendors from 177 different countries in the year 2017

Procurement value: 1,068.87 million USD
Growth over previous year: 18.74%
% of total UN procurement: 5.74%

This organization was the 6th largest in terms of procurement in the year 2017

1. Goods and services distribution

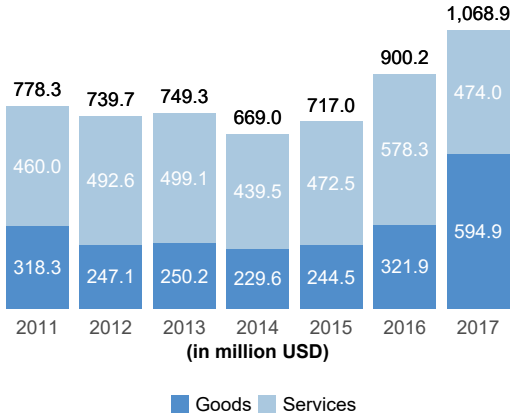

2. Supplier country development status

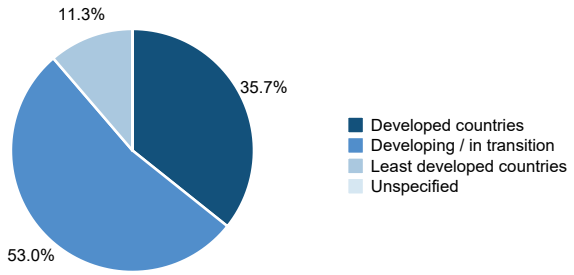

3. Procurement by category

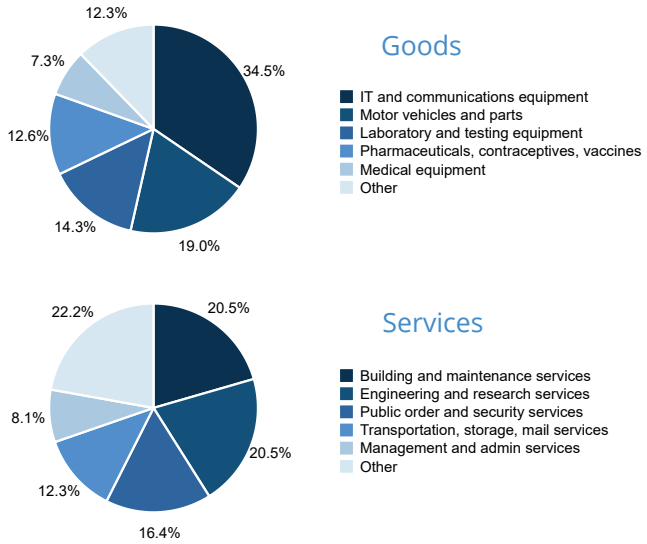

4. Procurement by region

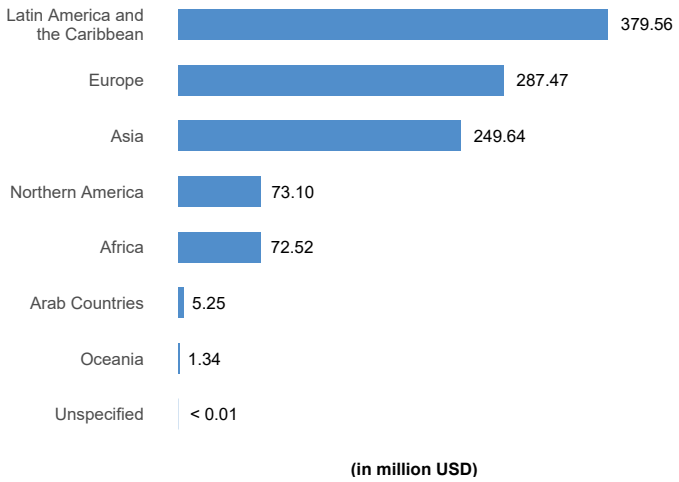

UNOV

Some data labels omitted for visual purposes

This organization had vendors from 148 different countries in the year 2017

Procurement value: 84.86 million USD
Growth over previous year: 28.05%
% of total UN procurement: 0.46%

This organization was the 21st largest in terms of procurement in the year 2017

1. Goods and services distribution

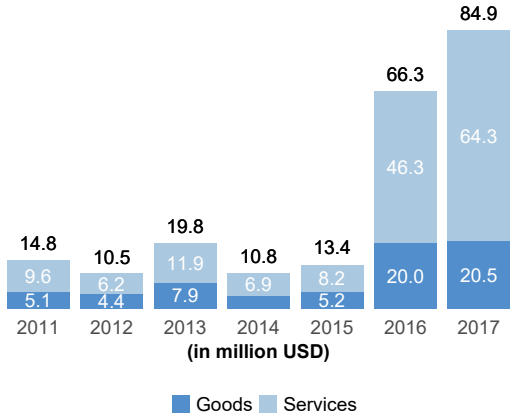

2. Supplier country development status

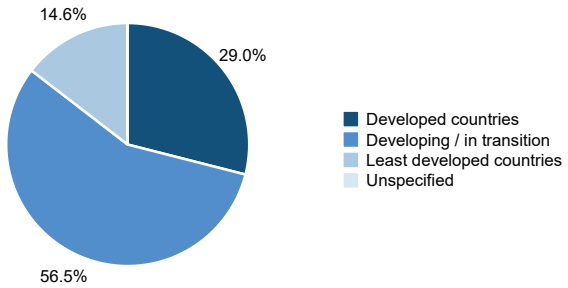

3. Procurement by category

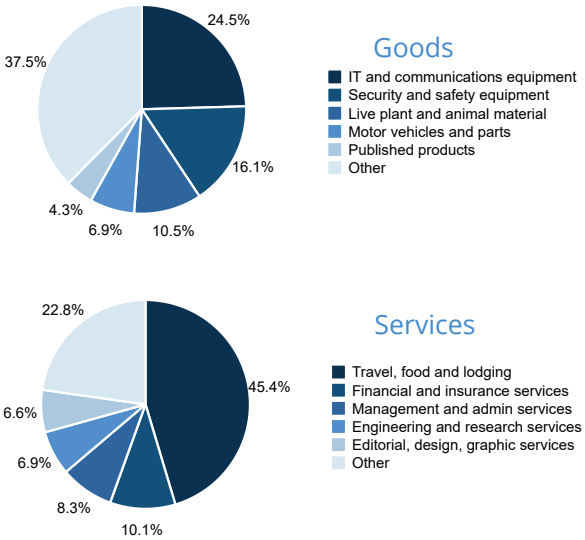

4. Procurement by region

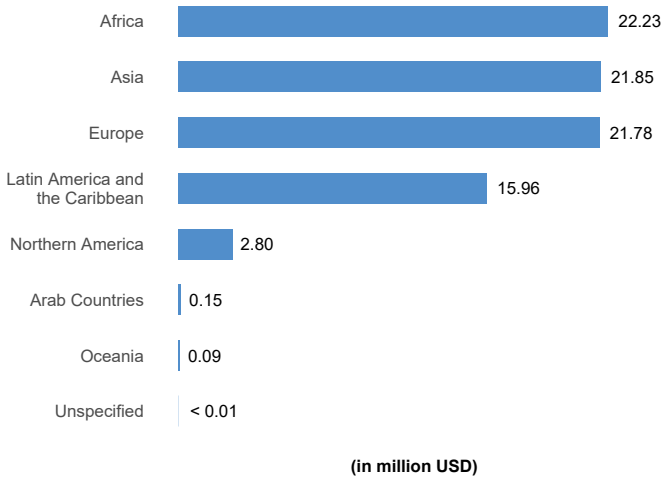

UNPD

Some data labels omitted for visual purposes

This organization had vendors from 166 different countries in the year 2017

Procurement value: 2,746.72 million USD
Growth over previous year: −15.05%
% of total UN procurement: 14.75%

This organization was the 3rd largest in terms of procurement in the year 2017

1. Goods and services distribution

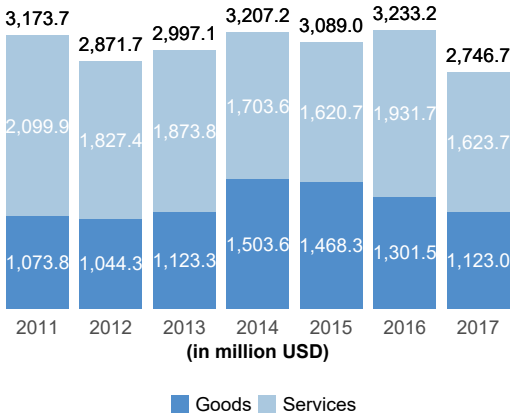

2. Supplier country development status

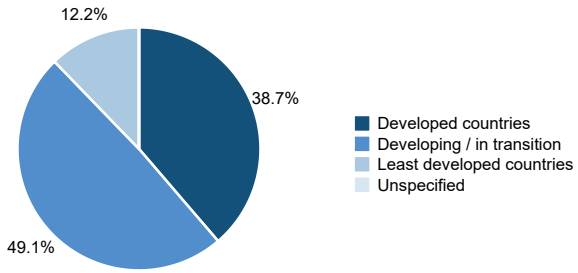

3. Procurement by category

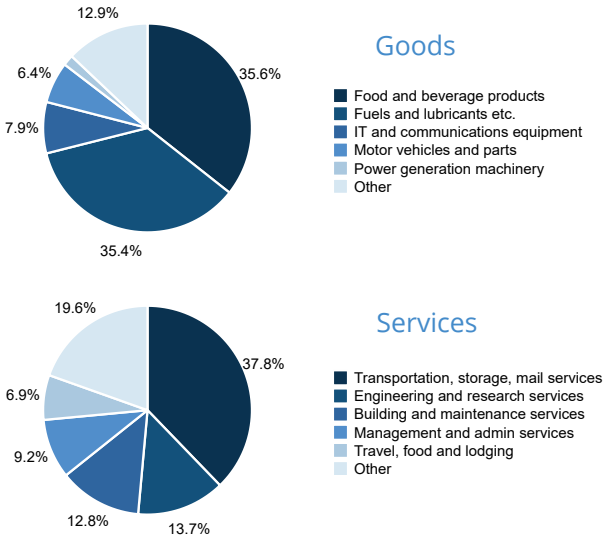

4. Procurement by region

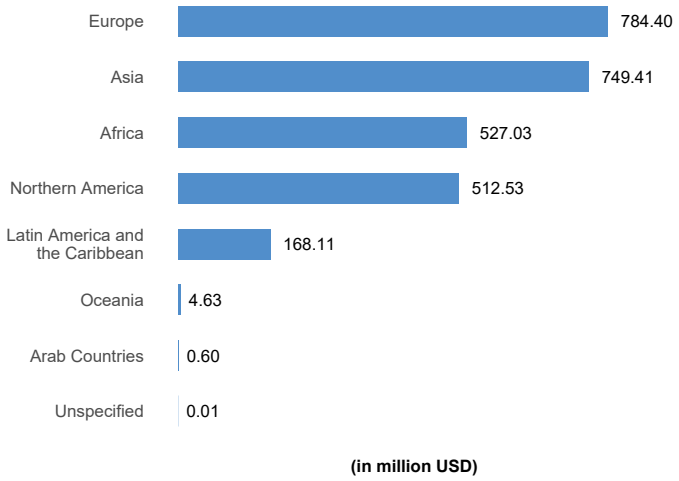

UNRWA

Some data labels omitted for visual purposes

This organization had vendors from 45 different countries in the year 2017

Procurement value: 243.7 million USD
Growth over previous year: −15.54%
% of total UN procurement: 1.31%

This organization was the 13rd largest in terms of procurement in the year 2017

1. Goods and services distribution

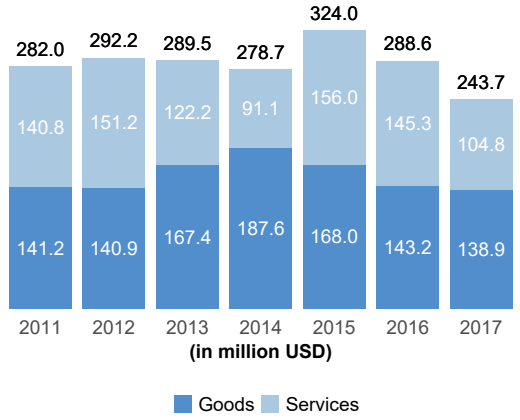

2. Supplier country development status

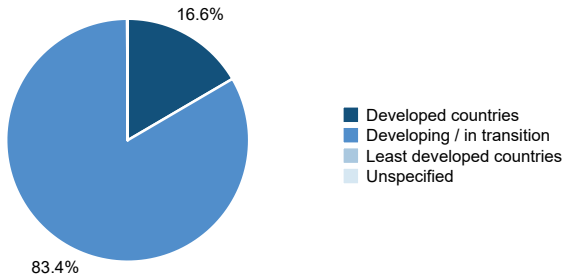

3. Procurement by category

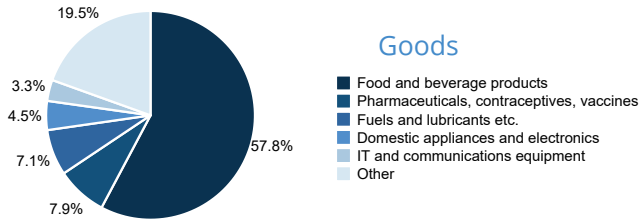

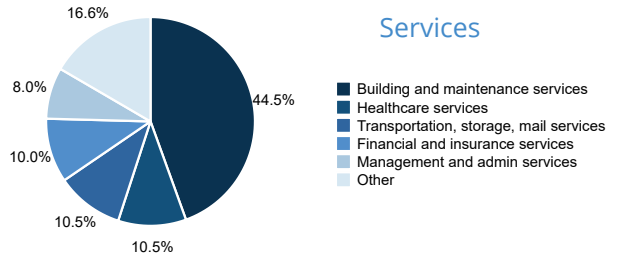

4. Procurement by region

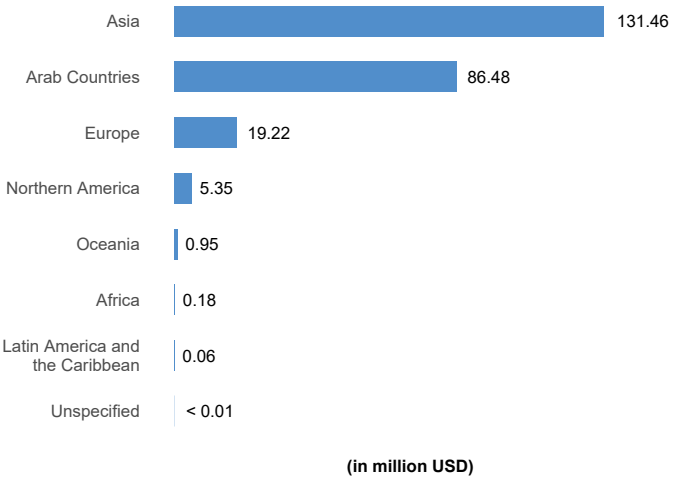

UNU

Some data labels omitted for visual purposes

This organization had vendors from 41 different countries in the year 2017

Procurement value: 7.37 million USD
Growth over previous year: 0.15%
% of total UN procurement: 0.04%

This organization was the 37th largest in terms of procurement in the year 2017

1. Goods and services distribution

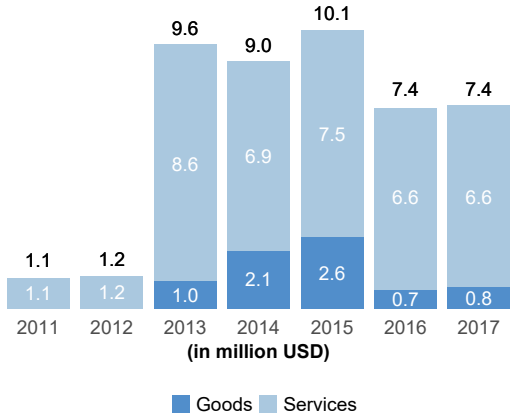

2. Supplier country development status

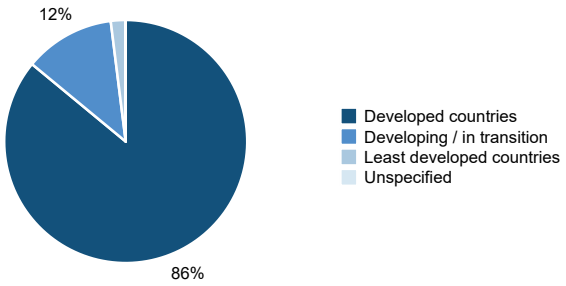

3. Procurement by category

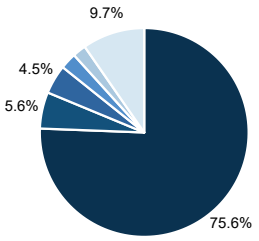

Goods

- IT and communications equipment
- Published products
- Structures, construction components
- Motor vehicles and parts
- Printing, photo and AV equipment
- Other

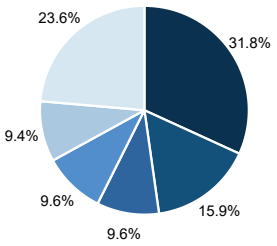

Services

- Transportation, storage, mail services
- Public order and security services
- Education and training services
- Management and admin services
- Financial and insurance services
- Other

4. Procurement by region

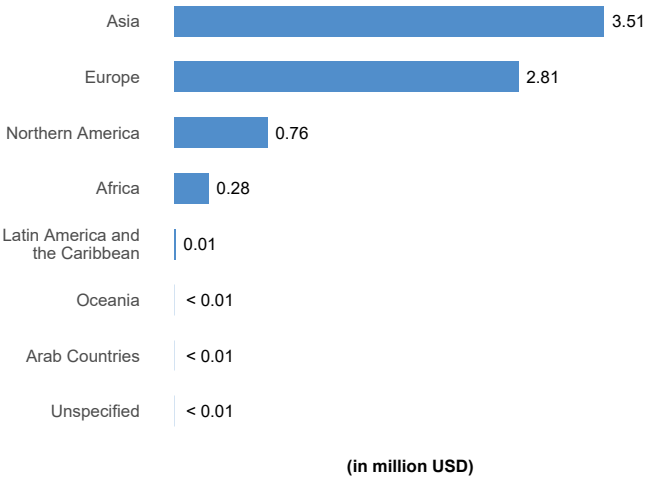

UNV

Some data labels omitted for visual purposes

This organization had vendors from 40 different countries in the year 2017

Procurement value: 9.06 million USD
Growth over previous year: 8.54%
% of total UN procurement: 0.05%

This organization was the 36th largest in terms of procurement in the year 2017

1. Goods and services distribution

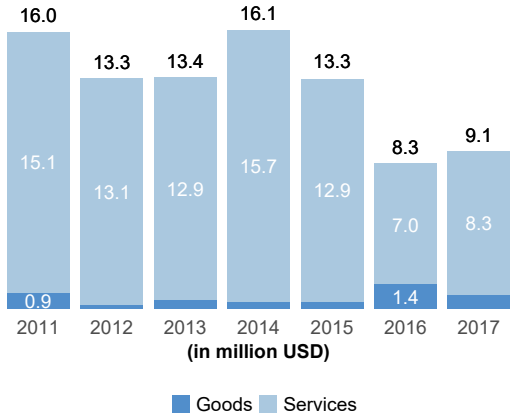

2. Supplier country development status

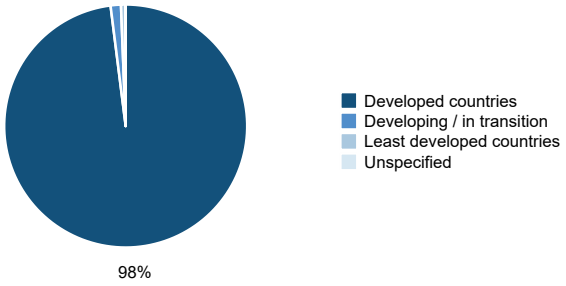

3. Procurement by category

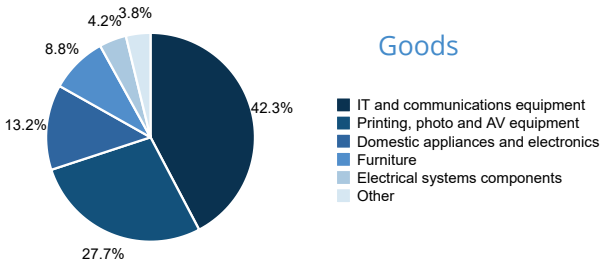

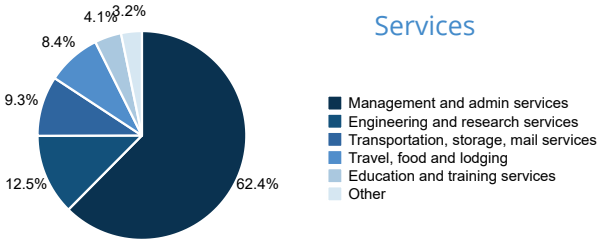

4. Procurement by region

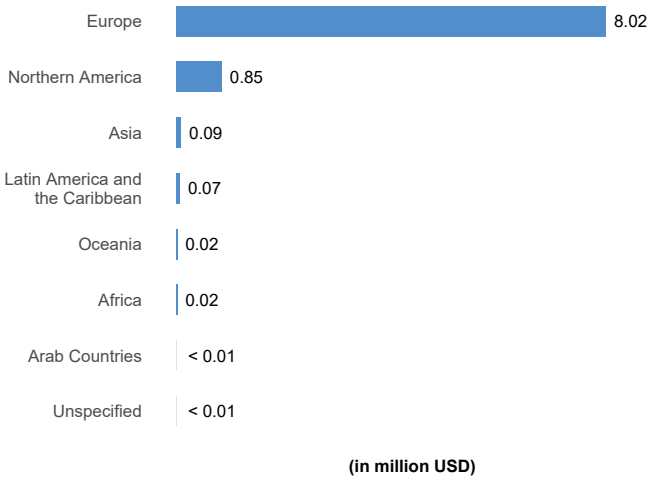

UNWTO

Some data labels omitted for visual purposes

This organization had vendors from 18 different countries in the year 2017

Procurement value: 3.02 million USD
Growth over previous year: −3.04%
% of total UN procurement: 0.02%

This organization was the 39th largest in terms of procurement in the year 2017

1. Goods and services distribution

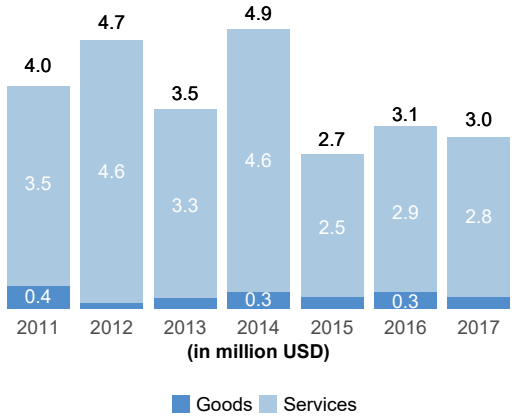

2. Supplier country development status

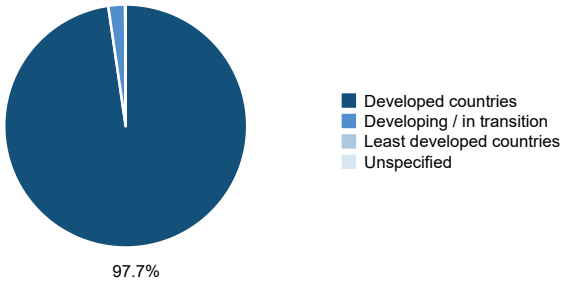

3. Procurement by category

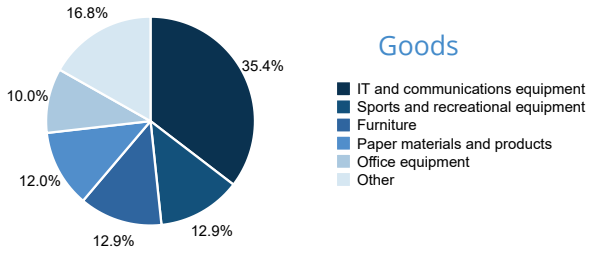

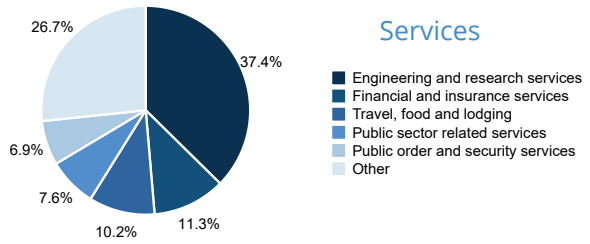

4. Procurement by region

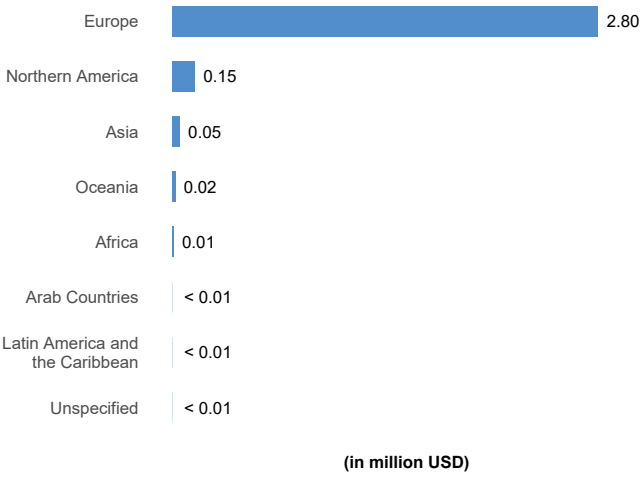

UPU

Some data labels omitted for visual purposes

This organization had vendors from 52 different countries in the year 2017

Procurement value: 16.69 million USD
Growth over previous year: −23.98%
% of total UN procurement: 0.09%

This organization was the 30th largest in terms of procurement in the year 2017

1. Goods and services distribution

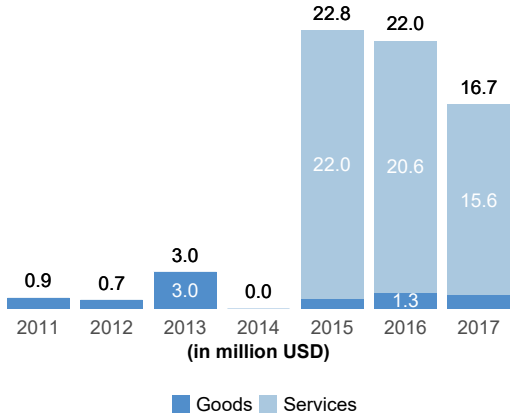

2. Supplier country development status

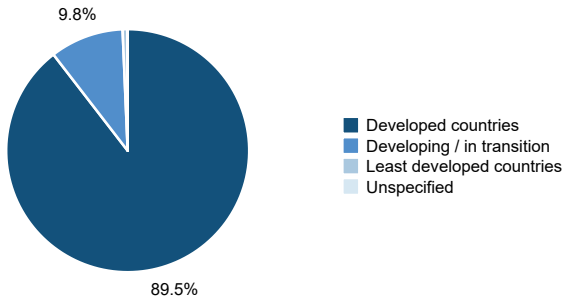

3. Procurement by category

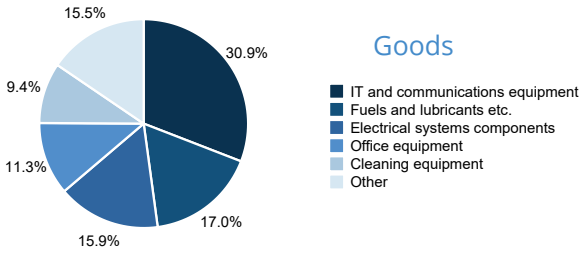

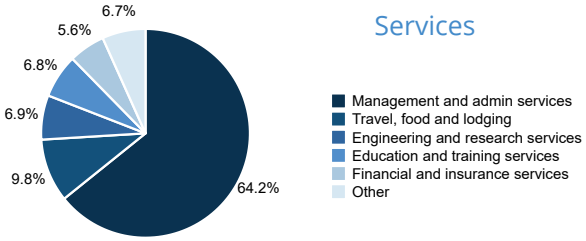

4. Procurement by region

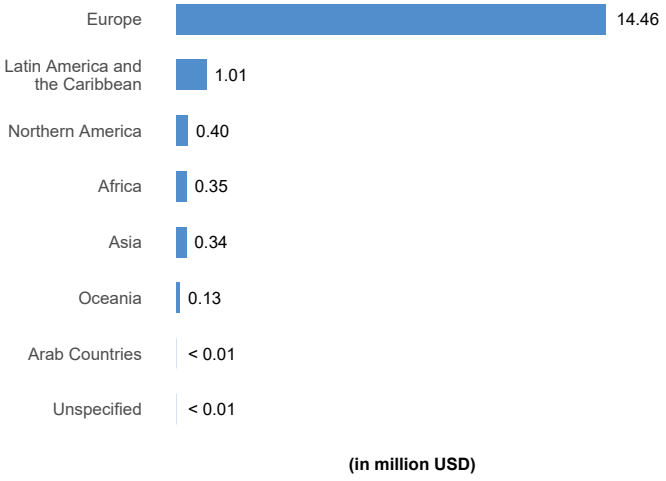

WFP

Some data labels omitted for visual purposes

This organization had vendors from 154 different countries in the year 2017

Procurement value: 3,075.33 million USD
Growth over previous year: 3.83%
% of total UN procurement: 16.51%

This organization was the 2nd largest in terms of procurement in the year 2017

1. Goods and services distribution

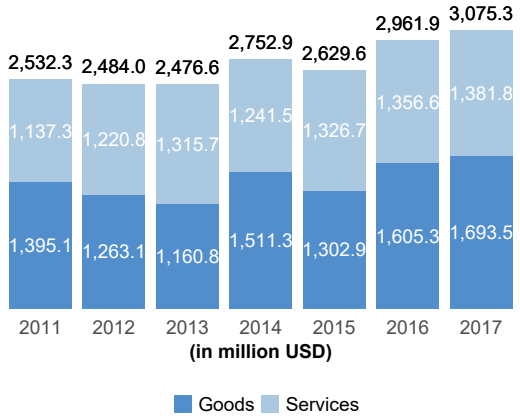

2. Supplier country development status

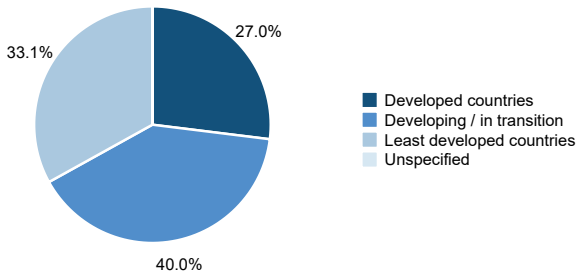

3. Procurement by category

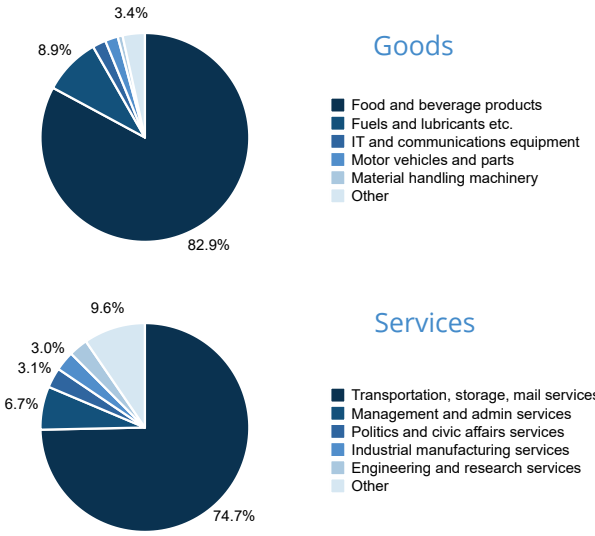

4. Procurement by region

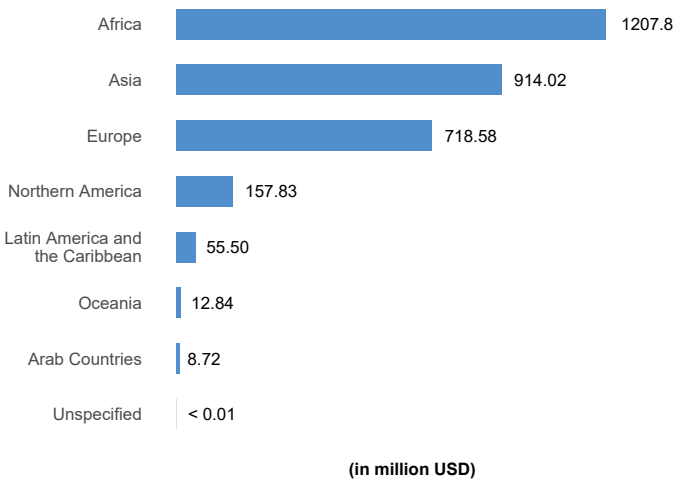

WHO

Some data labels omitted for visual purposes

This organization had vendors from 178 different countries in the year 2017

Procurement value: 666.55 million USD
Growth over previous year: −11.94%
% of total UN procurement: 3.58%

This organization was the 8th largest in terms of procurement in the year 2017

1. Goods and services distribution

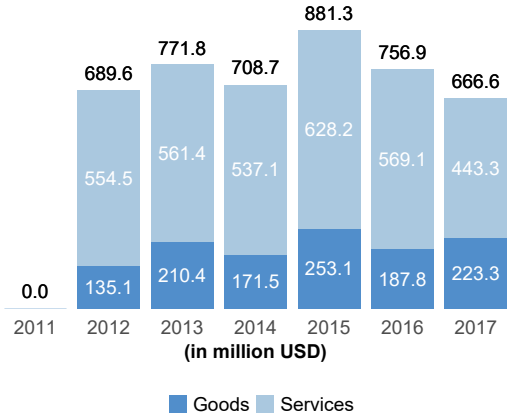

2. Supplier country development status

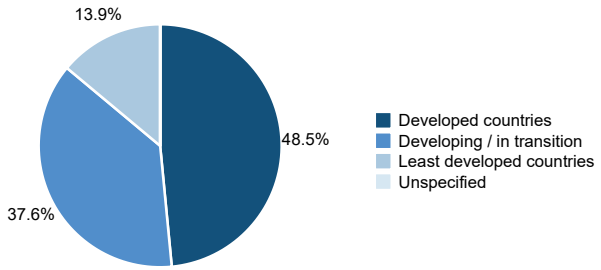

3. Procurement by category

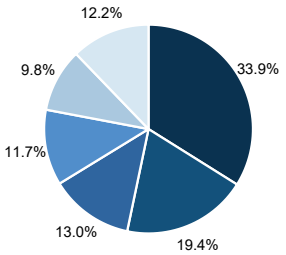

Goods

- Medical equipment
- Pharmaceuticals, contraceptives, vaccines
- Laboratory and testing equipment
- IT and communications equipment
- Motor vehicles and parts
- Other

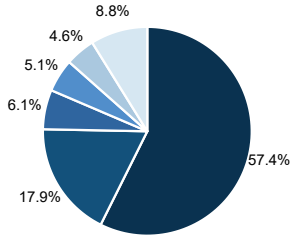

Services

- Healthcare services
- Engineering and research services
- Financial and insurance services
- Travel, food and lodging
- Transportation, storage, mail services
- Other

4. Procurement by region

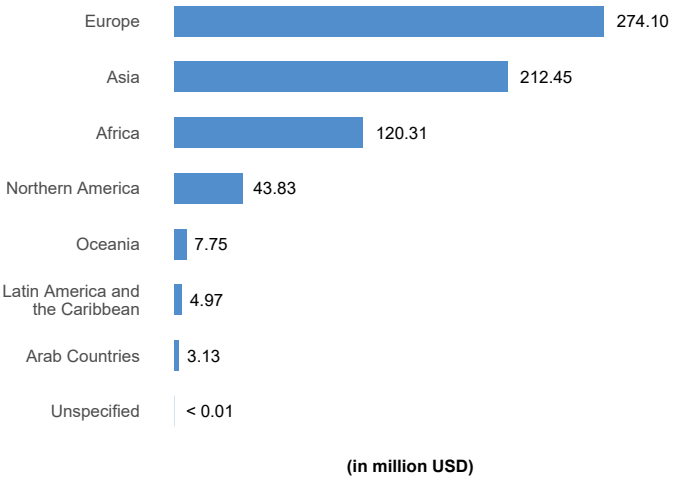

WIPO

Some data labels omitted for visual purposes

This organization had vendors from 64 different countries in the year 2017

Procurement value: 114.79 million USD
Growth over previous year: 0.42%
% of total UN procurement: 0.62%

This organization was the 18th largest in terms of procurement in the year 2017

1. Goods and services distribution

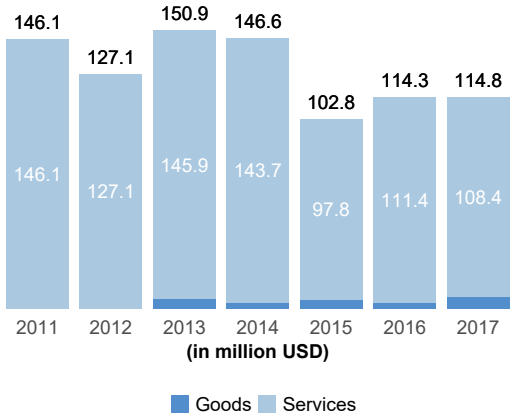

2. Supplier country development status

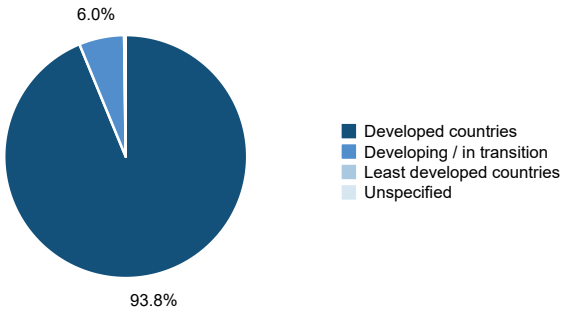

3. Procurement by category

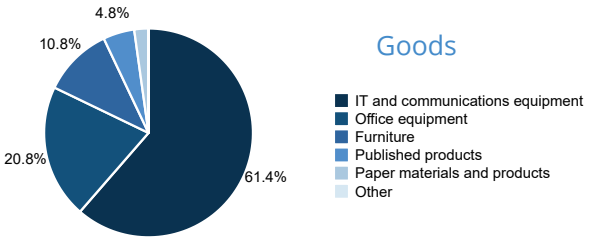

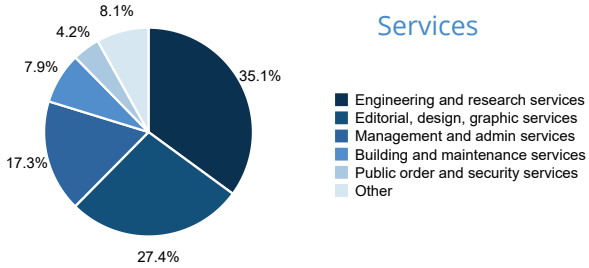

4. Procurement by region

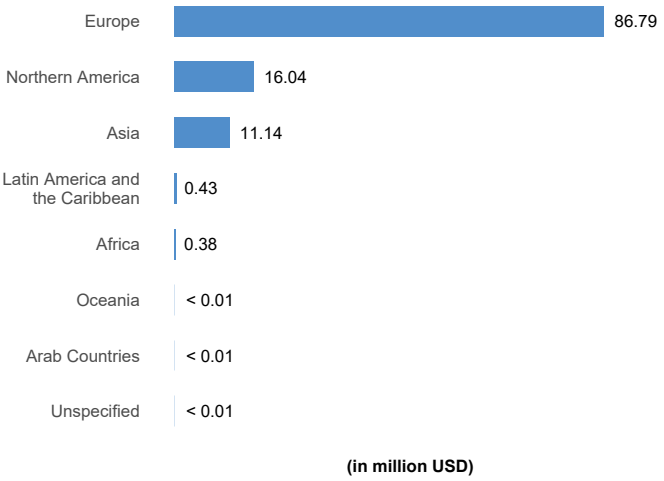

WMO

Some data labels omitted for visual purposes

This organization had vendors from 48 different countries in the year 2017

Procurement value: 14.15 million USD
Growth over previous year: −19.67%
% of total UN procurement: 0.08%

This organization was the 33rd largest in terms of procurement in the year 2017

1. Goods and services distribution

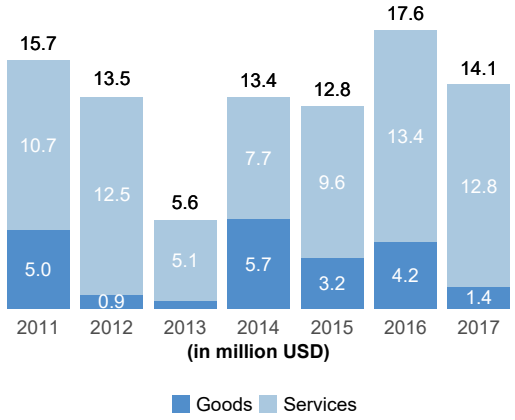

2. Supplier country development status

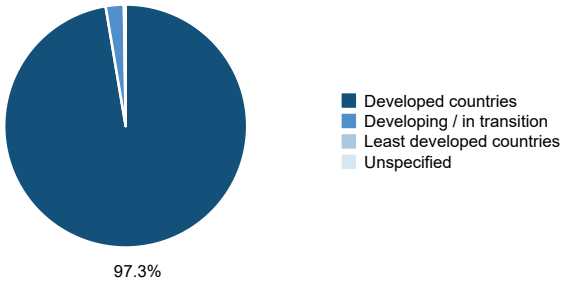

3. Procurement by category

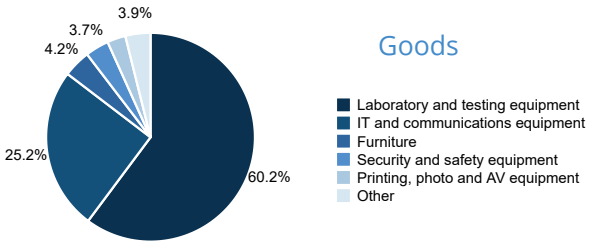

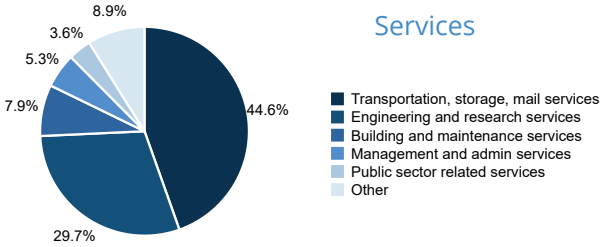

4. Procurement by region

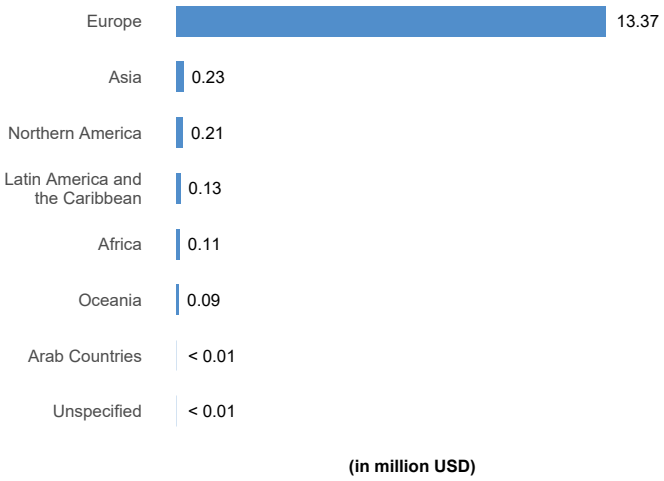

09

TOTAL PROCUREMENT OF GOODS AND SERVICES

Developed countries (Thousand USD)	Goods 2016	Goods 2017	Services 2016	Services 2017	Total 2016	Total 2017
Andorra	-	-	90.00	50.45	90.00	50.45
Australia	15,855.37	11,267.53	26,933.34	18,456.41	42,788.72	29,723.94
Austria	51,062.41	73,632.66	78,318.79	144,222.12	129,381.19	217,854.78
Belgium	833,198.68	660,393.45	72,767.44	58,409.90	905,966.11	718,803.35
Bulgaria	9,785.29	1,743.41	14,542.61	12,478.45	24,327.90	14,221.86
Canada	39,540.85	37,953.03	86,332.85	94,809.97	125,873.69	132,763.00
Croatia	554.72	415.31	4,542.76	3,168.10	5,097.48	3,583.41
Cyprus	10,208.15	13,080.99	11,594.25	16,853.32	21,802.40	29,934.30
Czechia	8,081.27	19,087.62	5,032.55	2,437.16	13,113.82	21,524.78
Denmark	247,922.83	259,981.53	490,698.60	247,373.87	738,621.43	507,355.41
Estonia	38.06	103.60	615.77	436.23	653.83	539.82
Finland	6,166.78	6,078.54	3,072.37	3,196.43	9,239.15	9,274.97
France	407,842.15	511,707.78	201,633.41	180,995.08	609,475.56	692,702.85
Germany	134,930.15	165,414.59	71,865.36	77,469.35	206,795.50	242,883.94
Greece	18,273.91	7,737.01	45,386.63	41,180.49	63,660.54	48,917.50
Hungary	895.85	17,176.30	9,598.11	9,182.95	10,493.96	26,359.24
Iceland	-	21.28	411.17	167.02	411.17	188.30
Ireland	27,824.12	41,797.37	15,581.08	41,587.75	43,405.20	83,385.12
Israel	26,163.78	20,057.14	22,758.66	31,631.47	48,922.44	51,688.61
Italy	153,269.40	135,204.55	184,734.04	195,106.86	338,003.44	330,311.40
Japan	109,731.39	130,087.56	28,490.30	40,097.56	138,221.69	170,185.12
Latvia	3,072.55	8,955.37	849.79	614.73	3,922.34	9,570.10
Liechtenstein	-	6.64	-	-	-	6.64
Lithuania	24.92	373.29	742.47	521.26	767.39	894.55
Luxembourg	14,839.90	47,612.12	2,533.45	10,534.82	17,373.35	58,146.94
Malta	430.70	462.95	2,433.57	8,224.35	2,864.27	8,687.30
Monaco	35.62	48.31	452.86	315.00	488.48	363.30
Netherlands	338,221.54	388,699.31	90,027.39	123,145.00	428,248.93	511,844.31
New Zealand	2,422.48	401.96	3,983.12	4,753.15	6,405.60	5,155.11
Norway	28,638.30	30,712.16	32,594.21	24,024.20	61,232.51	54,736.36
Poland	597.64	546.48	1,793.05	1,638.52	2,390.69	2,185.01
Portugal	3,834.51	1,640.51	5,722.38	3,633.32	9,556.88	5,273.82
Romania	33,013.60	4,336.00	16,602.05	3,277.82	49,615.65	7,613.82
San Marino	-	6.34	-	-	-	6.34
Slovakia	1,558.95	2,313.76	1,922.87	3,026.57	3,481.82	5,340.33
Slovenia	53.50	1,521.00	1,913.97	629.10	1,967.47	2,150.09
Spain	19,474.19	33,377.73	36,859.95	64,439.33	56,334.14	97,817.06
Sweden	17,128.14	12,689.30	15,201.36	9,422.40	32,329.49	22,111.71
Switzerland	98,245.47	142,918.03	342,365.81	404,550.78	440,611.28	547,468.80
United Kingdom of Great Britain and Northern Ireland	185,289.19	156,806.75	420,203.36	398,327.77	605,492.55	555,134.52
United States of America	700,630.64	587,158.22	885,362.42	1,154,232.58	1,585,993.06	1,741,390.80
Remaining countries	31,974.71	50,229.70	1,934.77	845.60	33,909.48	51,075.29
Subtotal: Developed countries	**3,580,831.71**	**3,583,757.15**	**3,238,498.91**	**3,435,467.22**	**6,819,330.62**	**7,019,224.38**

Developing countries and economies in transition in Africa (Thousand USD)	Goods		Services		Total	
	2016	2017	2016	2017	2016	2017
Algeria	9,352.08	7,070.60	8,275.84	9,334.74	17,627.92	16,405.34
Botswana	2,818.48	1,568.90	3,002.63	4,123.94	5,821.11	5,692.85
Cabo Verde	477.31	305.12	1,509.26	2,099.91	1,986.57	2,405.03
Cameroon	16,089.58	21,783.33	30,653.51	30,198.64	46,743.09	51,981.96
Congo	2,602.85	7,465.80	14,386.27	13,100.92	16,989.12	20,566.72
Côte d'Ivoire	18,295.70	7,960.23	38,523.76	30,091.48	56,819.46	38,051.71
Egypt	29,590.99	29,015.00	34,319.61	32,445.88	63,910.60	61,460.87
Equatorial Guinea	541.61	633.12	1,609.67	1,619.36	2,151.28	2,252.48
Eswatini	5,013.61	5,935.96	3,097.86	3,755.85	8,111.47	9,691.81
Gabon	549.20	681.21	2,639.80	3,124.50	3,188.99	3,805.71
Ghana	6,444.82	3,348.55	22,527.90	18,574.59	28,972.72	21,923.13
Kenya	139,316.60	169,783.38	255,280.31	333,114.80	394,596.91	502,898.18
Libya	455.72	5,789.66	5,630.54	22,731.41	6,086.27	28,521.07
Mauritius	1,364.40	1,653.79	5,271.83	7,921.87	6,636.24	9,575.66
Morocco	15,614.07	4,589.13	11,356.15	11,955.64	26,970.23	16,544.77
Namibia	857.29	2,062.95	3,103.84	2,482.52	3,961.13	4,545.47
Nigeria	65,204.61	124,468.37	70,974.71	84,993.25	136,179.32	209,461.62
Seychelles	1,691.98	535.52	694.54	505.51	2,386.53	1,041.03
South Africa	42,278.83	101,606.84	151,371.61	125,957.41	193,650.44	227,564.25
Tunisia	5,834.12	6,427.02	20,123.86	21,462.68	25,957.97	27,889.70
Zimbabwe	11,199.54	18,514.41	61,270.21	46,302.09	72,469.75	64,816.50
Remaining countries	2.31	38.56	167.46	118.25	169.76	156.81
Subtotal: Africa	**375,595.70**	**521,237.44**	**745,791.17**	**806,015.23**	**1,121,386.87**	**1,327,252.67**

Developing countries and economies in transition in Asia (Thousand USD)	Goods		Services		Total	
	2016	2017	2016	2017	2016	2017
Armenia	485.51	3,797.88	5,154.69	6,775.86	5,640.20	10,573.74
Azerbaijan	430.87	2,044.83	7,953.19	6,976.30	8,384.06	9,021.13
Bahrain	20.28	85.05	4,589.04	2,289.03	4,609.32	2,374.08
Brunei Darussalam	-	20.03	120.77	25.46	120.77	45.49
China	158,765.94	154,800.72	69,818.25	65,214.96	228,584.19	220,015.68
Democratic People's Republic of Korea	2,073.76	2,177.57	863.80	1,589.45	2,937.56	3,767.02
Georgia	1,333.76	1,521.80	11,691.69	10,244.71	13,025.45	11,766.51
India	902,586.11	741,738.86	161,967.99	165,213.00	1,064,554.10	906,951.85
Indonesia	76,822.75	37,142.06	29,232.63	28,109.56	106,055.38	65,251.62
Iran (Islamic Republic of)	4,280.14	4,741.30	8,724.91	23,433.36	13,005.05	28,174.66
Iraq	90,976.79	81,142.60	115,291.79	302,180.25	206,268.58	383,322.85
Jordan	103,727.04	83,121.01	209,852.69	274,645.41	313,579.74	357,766.43
Kazakhstan	13,590.42	3,133.57	7,634.71	9,873.71	21,225.13	13,007.28
Kuwait	19,548.11	21,520.48	11,429.00	13,095.68	30,977.12	34,616.16
Kyrgyzstan	18,964.19	3,607.23	11,779.37	9,575.81	30,743.56	13,183.04
Lebanon	95,327.80	92,162.51	195,246.70	232,996.16	290,574.50	325,158.67
Malaysia	6,104.16	36,774.21	21,606.86	17,019.56	27,711.02	53,793.77
Maldives	206.79	386.64	3,052.91	4,656.16	3,259.70	5,042.80
Mongolia	2,473.83	1,202.87	3,191.49	3,469.95	5,665.32	4,672.82
Oman	4,872.15	4,649.61	556.95	1,015.66	5,429.11	5,665.28
Pakistan	88,639.87	65,305.11	106,716.77	124,337.70	195,356.64	189,642.80
Philippines	13,396.44	34,285.79	35,777.44	37,405.36	49,173.87	71,691.15
Qatar	462.96	257.19	1,681.27	1,136.19	2,144.22	1,393.39
Republic of Korea	187,942.71	176,739.73	27,179.80	25,012.95	215,122.51	201,752.67
Saudi Arabia	290.01	6,557.78	2,367.17	3,657.63	2,657.17	10,215.40
Singapore	13,413.08	121,373.36	12,253.56	8,867.16	25,666.64	130,240.52
Sri Lanka	5,932.36	7,585.31	21,224.87	14,170.39	27,157.23	21,755.70
Syrian Arab Republic	67,207.56	79,303.72	72,877.08	104,421.33	140,084.64	183,725.04
Tajikistan	2,985.35	4,517.18	9,643.20	8,845.57	12,628.55	13,362.75
Thailand	9,857.48	11,565.46	35,361.72	39,628.01	45,219.20	51,193.47
Turkey	574,486.60	337,185.89	74,548.69	124,034.12	649,035.29	461,220.00
Turkmenistan	362.97	434.55	1,688.52	1,587.81	2,051.49	2,022.35
United Arab Emirates	724,997.22	635,706.95	143,833.88	161,085.86	868,831.10	796,792.81
Uzbekistan	691.58	1,635.63	4,447.29	6,473.12	5,138.86	8,108.76
Viet Nam	2,022.21	11,206.68	13,078.22	11,779.68	15,100.43	22,986.36
Remaining countries	113.90	60.66	528,210.61	277.16	528,324.51	337.82
Subtotal: Asia	**3,195,392.68**	**2,769,491.83**	**1,970,649.54**	**1,851,120.06**	**5,166,042.22**	**4,620,611.89**

Developing countries and economies in transition in Europe (Thousand USD)	Goods		Services		Total	
	2016	2017	2016	2017	2016	2017
Albania	5,959.46	769.10	6,793.46	7,897.43	12,752.92	8,666.53
Belarus	906.91	1,090.18	4,474.26	4,634.92	5,381.18	5,725.11
Bosnia and Herzegovina	3,669.02	3,862.58	20,105.56	20,502.13	23,774.58	24,364.71
Montenegro	611.41	340.70	3,374.04	4,085.77	3,985.44	4,426.47
Republic of Moldova	1,764.17	2,962.25	16,042.55	22,142.34	17,806.72	25,104.59
Russian Federation	78,868.70	53,949.56	248,762.76	232,848.99	327,631.46	286,798.54
Serbia	5,459.70	3,696.89	32,427.80	13,469.11	37,887.50	17,166.01
The former Yugoslav Republic of Macedonia	2,100.98	1,900.28	9,398.48	9,529.23	11,499.46	11,429.51
Ukraine	54,100.87	49,178.65	100,330.57	115,835.60	154,431.44	165,014.25
Remaining countries	3,091.31	1,661.64	6,127.87	11,094.31	9,219.17	12,755.95
Subtotal: Europe	**156,532.52**	**119,411.84**	**447,837.34**	**442,039.82**	**604,369.86**	**561,451.66**

Developing countries and economies in transition in Latin America and the Caribbean (Thousand USD)	Goods		Services		Total	
	2016	2017	2016	2017	2016	2017
Antigua and Barbuda	81.36	306.70	44.58	346.88	125.95	653.57
Argentina	4,642.87	191,406.65	16,311.33	87,628.19	20,954.20	279,034.84
Bahamas	28.18	66.95	220.11	533.35	248.29	600.30
Barbados	628.95	1,641.84	2,906.41	8,650.93	3,535.35	10,292.77
Belize	2,157.58	1,385.55	1,340.91	1,662.84	3,498.49	3,048.39
Bolivia (Plurinational State of)	3,359.69	3,099.46	7,286.81	9,238.29	10,646.50	12,337.75
Brazil	16,416.10	4,989.96	92,789.91	185,462.18	109,206.02	190,452.14
Chile	1,803.26	2,709.71	20,334.61	22,844.07	22,137.87	25,553.78
Colombia	12,171.80	17,622.63	50,497.88	63,561.23	62,669.68	81,183.87
Costa Rica	2,090.87	1,678.81	13,258.10	23,923.65	15,348.96	25,602.45
Cuba	1,786.09	774.61	2,056.36	3,524.22	3,842.45	4,298.83
Dominica	51.30	12.26	207.56	1,424.20	258.86	1,436.46
Dominican Republic	2,596.05	3,498.98	8,522.91	8,664.69	11,118.97	12,163.67
Ecuador	4,622.22	2,801.37	10,219.92	13,518.70	14,842.13	16,320.07
El Salvador	11,726.98	7,164.56	10,826.21	15,558.12	22,553.18	22,722.68
Grenada	65.12	30.34	496.43	8,055.56	561.55	8,085.90
Guatemala	3,760.31	33,459.27	10,142.11	21,265.56	13,902.41	54,724.84
Guyana	261.44	337.28	1,647.79	3,339.17	1,909.23	3,676.45
Honduras	43,666.23	42,144.33	5,711.38	9,193.98	49,377.61	51,338.31
Jamaica	754.32	356.43	2,568.15	3,858.65	3,322.47	4,215.08
Mexico	44,006.59	17,273.12	19,238.23	39,478.09	63,244.82	56,751.21
Nicaragua	2,233.10	2,648.72	2,634.38	4,076.04	4,867.48	6,724.76
Panama	121,380.80	150,637.61	22,188.95	40,482.42	143,569.75	191,120.03
Paraguay	1,170.59	2,062.50	9,151.77	14,577.00	10,322.36	16,639.51
Peru	18,021.68	11,706.09	175,277.50	41,916.51	193,299.18	53,622.59
Saint Kitts and Nevis	155.24	31.66	184.78	244.02	340.03	275.69
Saint Lucia	244.46	377.32	1,973.96	7,373.90	2,218.42	7,751.22
Saint Vincent and the Grenadines	63.15	103.16	220.46	397.61	283.61	500.77
Suriname	276.25	597.27	948.75	1,601.63	1,224.99	2,198.90
Trinidad and Tobago	205.04	1,499.06	9,719.71	8,882.79	9,924.75	10,381.85
Uruguay	1,517.60	2,552.58	14,085.08	13,234.80	15,602.68	15,787.38
Venezuela (Bolivarian Republic of)	260.34	343.23	2,052.23	1,999.04	2,312.58	2,342.27
Remaining countries	3,086.67	1,064.16	9,661.02	7,230.44	12,747.70	8,294.59
Subtotal: Latin America and the Caribbean	**305,292.22**	**506,384.18**	**524,726.28**	**673,748.76**	**830,018.50**	**1,180,132.94**

Developing countries and economies in transition in Oceania (Thousand USD)	Goods		Services		Total	
	2016	2017	2016	2017	2016	2017
Fiji	3,036.57	2,143.15	12,291.51	14,262.31	15,328.08	16,405.45
Marshall Islands	22.94	49.54	112.72	10,628.90	135.66	10,678.44
Micronesia (Federated States of)	39.85	178.10	26.40	71.95	66.25	250.05
Nauru	0.84	-	7.29	43.40	8.13	43.40
Palau	-	52.82	29.20	35.03	29.20	87.85
Papua New Guinea	862.35	900.00	7,196.13	8,663.48	8,058.48	9,563.47
Samoa	395.15	426.81	2,743.76	2,458.92	3,138.91	2,885.73
Tonga	35.73	208.22	158.04	173.08	193.77	381.30
Remaining countries	27.00	32.56	549.37	801.23	576.37	833.79
Subtotal: Oceania	**4,420.43**	**3,991.20**	**23,114.42**	**37,138.29**	**27,534.85**	**41,129.49**

Least developed countries (Thousand USD)	Goods 2016	Goods 2017	Services 2016	Services 2017	Total 2016	Total 2017
Afghanistan	60,798.85	54,647.49	128,360.74	123,301.68	189,159.59	177,949.16
Angola	1,778.59	4,545.03	7,453.49	8,216.36	9,232.08	12,761.38
Bangladesh	11,896.10	30,782.16	30,599.54	37,362.30	42,495.65	68,144.46
Benin	12,088.24	4,718.15	7,214.13	6,585.25	19,302.37	11,303.40
Bhutan	433.04	689.41	1,195.83	1,349.15	1,628.87	2,038.56
Burkina Faso	10,186.74	10,168.96	24,571.25	21,320.43	34,757.99	31,489.39
Burundi	8,041.39	11,019.71	19,379.66	14,675.30	27,421.05	25,695.01
Cambodia	5,772.04	3,639.34	10,297.65	11,974.76	16,069.70	15,614.10
Central African Republic	16,463.79	15,877.85	24,882.39	34,432.68	41,346.18	50,310.53
Chad	23,962.35	17,004.53	43,165.30	47,728.13	67,127.65	64,732.66
Comoros	738.49	186.67	2,301.51	1,509.11	3,039.99	1,695.78
Democratic Republic of the Congo	39,296.82	40,284.13	105,395.14	98,799.32	144,691.96	139,083.45
Djibouti	2,676.49	3,281.51	17,099.70	14,862.30	19,776.19	18,143.81
Eritrea	591.67	854.85	1,951.99	2,028.65	2,543.65	2,883.50
Ethiopia	93,725.34	87,641.86	155,407.41	175,521.78	249,132.74	263,163.64
Gambia	2,105.50	3,041.45	3,860.40	3,510.01	5,965.90	6,551.46
Guinea	7,164.54	4,136.43	25,013.48	14,624.45	32,178.02	18,760.87
Guinea-Bissau	2,492.37	2,136.05	5,273.59	4,734.57	7,765.96	6,870.63
Haiti	21,265.48	15,523.39	40,269.83	43,187.12	61,535.31	58,710.51
Kiribati	31.20	34.57	444.11	145.53	475.31	180.10
Lao People's Democratic Republic	3,055.94	2,804.56	7,270.98	9,875.72	10,326.93	12,680.28
Lesotho	3,488.19	2,318.27	3,443.55	5,736.30	6,931.75	8,054.57
Liberia	8,337.97	8,583.91	29,444.06	27,913.47	37,782.03	36,497.38
Madagascar	20,535.65	21,346.40	18,631.09	22,779.77	39,166.74	44,126.17
Malawi	38,833.98	19,245.56	32,765.26	35,774.07	71,599.25	55,019.63
Mali	21,195.03	19,176.80	90,637.31	64,485.79	111,832.34	83,662.59
Mauritania	3,466.15	5,106.79	6,708.70	7,794.82	10,174.86	12,901.61
Mozambique	18,551.67	13,904.89	30,509.87	28,499.30	49,061.53	42,404.18
Myanmar	24,014.56	44,628.59	33,452.51	42,377.86	57,467.08	87,006.45
Nepal	9,286.38	10,073.61	33,292.69	34,750.08	42,579.08	44,823.70
Niger	29,347.16	42,070.35	24,307.41	25,592.01	53,654.57	67,662.36
Rwanda	16,589.99	49,074.77	14,976.21	15,509.95	31,566.20	64,584.72
Sao Tome and Principe	298.85	234.87	1,411.44	1,133.90	1,710.29	1,368.77
Senegal	20,344.68	17,379.80	74,747.84	112,213.07	95,092.52	129,592.87
Sierra Leone	5,762.86	6,135.62	23,752.64	19,901.37	29,515.50	26,037.00
Solomon Islands	2,534.72	728.26	1,997.09	3,270.94	4,531.80	3,999.20
Somalia	9,076.11	9,474.55	54,658.28	77,620.31	63,734.39	87,094.86
South Sudan	54,597.36	53,589.52	124,067.25	150,493.95	178,664.61	204,083.47
Sudan	117,419.59	175,860.11	58,770.88	81,794.95	176,190.47	257,655.07
Timor-Leste	1,327.01	2,741.64	7,085.55	5,136.73	8,412.56	7,878.38
Togo	827.84	3,603.34	9,556.68	33,696.94	10,384.52	37,300.28
Tuvalu	8.17	7.38	11.29	123.17	19.46	130.54
Uganda	36,609.11	64,471.62	85,635.44	129,093.23	122,244.55	193,564.85
United Republic of Tanzania	21,516.43	16,872.59	35,988.91	47,751.47	57,505.33	64,624.06
Vanuatu	425.70	143.10	1,513.30	556.86	1,938.99	699.96
Yemen	32,420.58	78,157.88	75,511.93	355,489.94	107,932.51	433,647.83
Zambia	10,922.98	27,020.17	31,702.39	24,108.15	42,625.37	51,128.33
Remaining countries	-	-	-	-	-	-
Subtotal: Least developed countries	**832,303.68**	**1,004,968.48**	**1,565,987.70**	**2,029,343.02**	**2,398,291.38**	**3,034,311.50**
Developed countries	**3,580,831.71**	**3,583,757.15**	**3,238,498.91**	**3,435,467.22**	**6,819,330.62**	**7,019,224.38**
Percentage	**20.22%**	**19.24%**	**18.28%**	**18.45%**	**38.50%**	**37.69%**
Developing countries and economies in transition	**4,093,237.35**	**3,979,235.77**	**3,857,627.65**	**3,938,781.28**	**7,950,865.00**	**7,918,017.05**
Percentage	**23.11%**	**21.37%**	**21.78%**	**21.15%**	**44.89%**	**42.52%**
Africa	**375,595.70**	**521,237.44**	**745,791.17**	**806,015.23**	**1,121,386.87**	**1,327,252.67**
Percentage	2.12%	2.80%	4.21%	4.33%	6.33%	7.13%
Arab Countries*	**0.00**	**58,717.73**	**0.00**	**90,873.71**	**0.00**	**149,591.44**
Percentage	0.00%	0.32%	0.00%	0.49%	0.00%	0.80%
Asia	**3,195,392.68**	**2,769,491.83**	**1,970,649.54**	**1,851,120.06**	**5,166,042.22**	**4,620,611.89**
Percentage	18.04%	14.87%	11.13%	9.94%	29.17%	24.81%
Europe	**156,532.52**	**119,411.84**	**447,837.34**	**442,039.82**	**604,369.86**	**561,451.66**
Percentage	0.88%	0.64%	2.53%	2.37%	3.41%	3.01%
Latin America and the Caribbean	**305,292.22**	**506,384.18**	**524,726.28**	**673,748.76**	**830,018.50**	**1,180,132.94**
Percentage	1.72%	2.72%	2.96%	3.62%	4.69%	6.34%
Northern America	**0.00**	**1.55**	**38,452.96**	**37,845.41**	**38,452.96**	**37,846.96**
Percentage	0.00%	0.00%	0.22%	0.20%	0.22%	0.20%
Oceania	**4,420.43**	**3,991.20**	**23,114.42**	**37,138.29**	**27,534.85**	**41,129.49**
Percentage	0.02%	0.02%	0.13%	0.20%	0.16%	0.22%
Least developed countries	**832,303.68**	**1,004,968.48**	**1,565,987.70**	**2,029,343.02**	**2,398,291.38**	**3,034,311.50**
Percentage	**4.70%**	**5.40%**	**8.84%**	**10.90%**	**13.54%**	**16.29%**
Unspecified countries	**202,550.80**	**228,397.47**	**341,492.82**	**422,753.69**	**544,043.63**	**651,151.15**
Percentage	**1.14%**	**1.23%**	**1.93%**	**2.27%**	**3.07%**	**3.50%**
Grand total:	**8,708,923.54**	**8,796,358.87**	**9,003,607.08**	**9,826,345.21**	**17,712,530.62**	**18,622,704.08**

*Procurement from the State of Palestine

(Thousand USD)	Goods		Services		Total		% of total UN
Organization	2016	2017	2016	2017	2016	2017	procurement in 2017
ECLAC	813.69	2,600.39	4,812.88	11,250.39	5,626.57	13,850.78	0.07%
ESCAP	939.95	3,147.78	6,825.33	10,350.69	7,765.28	13,498.47	0.07%
ESCWA	1,020.22	1,448.30	3,664.07	5,253.83	4,684.29	6,702.14	0.04%
FAO	158,018.52	168,478.22	158,984.77	202,892.45	317,003.29	371,370.66	1.99%
IAEA	49,450.17	84,306.87	97,859.20	135,511.30	147,309.37	219,818.17	1.18%
IFAD	2,693.96	1,919.51	44,442.25	46,785.87	47,136.21	48,705.38	0.26%
ILO	4,251.78	13,171.99	158,426.05	201,483.97	162,677.83	214,655.96	1.15%
IMF	-	21,842.15	-	250,434.10	-	272,276.25	1.46%
IMO	2,842.45	3,283.21	12,548.68	13,103.23	15,391.14	16,386.44	0.09%
IOM	202,537.12	228,040.26	319,951.66	389,556.17	522,488.79	617,596.43	3.32%
ITC	1,269.92	1,685.76	8,019.43	12,582.25	9,289.35	14,268.02	0.08%
ITU	5,424.64	5,021.84	42,210.62	42,668.06	47,635.26	47,689.90	0.26%
OPCW	4,053.93	6,928.34	43,007.22	11,516.70	47,061.15	18,445.04	0.10%
PAHO	677,512.26	669,538.75	112,162.06	249,844.35	789,674.32	919,383.09	4.94%
UN-ICTY/MICT	1,982.76	3,373.90	11,461.15	15,866.13	13,443.91	19,240.03	0.10%
UN WOMEN	18,281.16	11,871.88	107,656.22	92,284.46	125,937.38	104,156.34	0.56%
UNAIDS	1,211.86	1,867.43	32,810.58	47,497.67	34,022.44	49,365.11	0.27%
UNAKRT	523.37	323.30	1,329.03	732.54	1,852.40	1,055.84	0.01%
UNDP	576,277.78	720,877.50	1,121,188.27	1,396,132.17	1,697,466.05	2,117,009.67	11.37%
UNECA	3,022.73	8,505.64	10,178.58	10,442.92	13,201.32	18,948.56	0.10%
UNESCO	16,835.68	18,948.94	106,003.74	110,004.94	122,839.42	128,953.88	0.69%
UNFCCC	510.94	925.90	6,861.57	23,460.37	7,372.51	24,386.27	0.13%
UNFPA	155,622.41	189,234.94	126,334.74	127,562.49	281,957.15	316,797.43	1.70%
UNHCR	562,627.68	432,902.68	617,132.99	806,513.53	1,179,760.67	1,239,416.22	6.66%
UNICEF	2,630,479.61	2,337,972.75	854,713.39	1,090,711.50	3,485,192.99	3,428,684.25	18.41%
UNIDO	18,567.69	32,498.68	104,768.71	145,896.52	123,336.40	178,395.20	0.96%
UNOG	15,147.13	16,496.17	78,878.24	93,173.74	94,025.37	109,669.90	0.59%
UNON	6,423.39	4,318.89	22,185.55	36,537.16	28,608.95	40,856.05	0.22%
UNOPS	321,858.86	594,864.11	578,319.69	474,007.00	900,178.55	1,068,871.11	5.74%
UNOV	19,983.16	20,527.17	46,289.90	64,335.94	66,273.06	84,863.11	0.46%
UNPD	1,301,515.39	1,123,022.45	1,931,699.38	1,623,699.27	3,233,214.77	2,746,721.72	14.75%
UNRWA	143,236.52	138,931.98	145,324.34	104,772.61	288,560.86	243,704.59	1.31%
UNU	717.97	761.79	6,644.98	6,611.90	7,362.94	7,373.69	0.04%
UNV	1,367.77	775.20	6,978.87	8,284.48	8,346.64	9,059.67	0.05%
UNWTO	253.90	240.08	2,860.27	2,779.42	3,114.17	3,019.50	0.02%
UPU	1,335.03	1,072.64	20,617.62	15,615.83	21,952.64	16,688.47	0.09%
WFP	1,605,301.36	1,693,521.81	1,356,602.34	1,381,810.99	2,961,903.70	3,075,332.80	16.51%
WHO	187,832.52	223,291.89	569,107.38	443,258.56	756,939.90	666,550.44	3.58%
WIPO	2,951.21	6,439.57	111,361.36	108,351.17	114,312.56	114,790.73	0.62%
WMO	4,227.04	1,378.21	13,383.99	12,768.56	17,611.03	14,146.76	0.08%
Total:	**8,708,923.54**	**8,796,358.87**	**9,003,607.08**	**9,826,345.21**	**17,712,530.62**	**18,622,704.08**	**100%**

10

PROCUREMENT OF GOODS

Vendor Country	Procurement of goods by UN organization (Thousand USD)				
	ECLAC	ESCAP	ESCWA	FAO	IAEA
Afghanistan	-	-	-	2,908.33	-
Albania	-	-	-	11.47	-
Algeria	-	-	-	22.33	-
Andorra	-	-	-	-	-
Angola	-	-	-	402.21	-
Antigua and Barbuda	-	-	-	29.37	-
Argentina	17.33	-	-	77.68	7.62
Armenia	-	-	-	150.23	-
Australia	-	2.82	-	384.42	394.54
Austria	-	-	-	684.42	38,055.17
Azerbaijan	-	-	-	61.55	-
Bahamas	-	-	-	-	-
Bahrain	-	-	-	-	-
Bangladesh	-	-	-	836.57	-
Barbados	-	-	-	565.43	-
Belarus	-	-	-	-	62.40
Belgium	-	-	-	243.58	2,503.84
Belize	-	-	-	44.31	-
Benin	-	-	-	213.40	-
Bhutan	-	-	-	116.79	-
Bolivia (Plurinational State of)	-	-	-	177.36	-
Bosnia and Herzegovina	-	-	-	-	-
Botswana	-	-	-	607.88	-
Brazil	0.73	-	-	831.74	55.25
Brunei Darussalam	-	-	-	-	-
Bulgaria	-	-	-	5.79	78.56
Burkina Faso	-	-	-	908.80	155.96
Burundi	-	-	-	961.93	-
Cabo Verde	-	-	-	175.56	-
Cambodia	-	-	-	226.97	-
Cameroon	-	-	-	1,724.94	-
Canada	-	0.96	-	24.00	2,109.69
Central African Republic	-	-	-	3,462.63	-
Chad	-	-	-	2,331.12	-
Chile	1,089.62	-	-	137.76	-
China	-	19.98	-	2,220.13	297.16
Colombia	-	-	-	2,281.29	1.55
Comoros	-	-	-	38.03	-
Congo	-	-	-	3,962.59	-
Costa Rica	-	-	-	20.66	102.60
Côte d'Ivoire	-	-	-	787.02	-
Croatia	-	-	-	2.39	80.62
Cuba	-	-	-	4.91	24.92
Cyprus	-	-	-	2.12	-
Czechia	-	-	-	2,967.47	1,121.51
Democratic People's Republic of Korea	-	-	-	153.54	-
Democratic Republic of the Congo	-	-	-	-	-
Denmark	221.61	225.77	59.66	4,370.60	148.26
Djibouti	-	-	-	169.21	-
Dominica	-	-	-	-	-
Dominican Republic	-	-	-	176.57	-
Ecuador	-	-	-	534.83	-
Egypt	-	-	-	389.59	-
El Salvador	-	-	-	500.67	2.38
Equatorial Guinea	-	-	-	52.57	-
Eritrea	-	-	-	534.83	-
Estonia	-	-	-	-	-
Eswatini	-	-	-	542.25	-
Ethiopia	-	-	-	4,027.38	76.72
Fiji	-	8.64	-	105.32	-
Finland	-	-	-	47.34	2.93
France	22.62	-	36.48	434.38	2,207.34
Gabon	-	-	-	285.02	-
Gambia	-	-	-	343.24	-
Georgia	-	-	-	381.02	-
Germany	-	3.18	10.82	1,147.86	15,949.50
Ghana	-	-	-	647.28	-
Greece	-	-	-	-	-
Grenada	-	-	-	0.11	-
Guatemala	-	-	-	518.63	-
Guinea	-	-	-	436.87	-
Guinea-Bissau	-	-	-	210.07	-
Guyana	-	-	-	13.58	-
Haiti	-	-	-	2,641.25	-
Honduras	-	-	-	495.48	10.13

Vendor Country	Procurement of goods by UN organization (Thousand USD)				
	ECLAC	ESCAP	ESCWA	FAO	IAEA
Hungary	-	-	-	259.32	3,191.03
Iceland	-	-	-	21.28	-
India	-	50.20	-	1,990.17	370.18
Indonesia	-	3.54	-	435.89	-
Iran (Islamic Republic of)	-	-	-	127.29	2.69
Iraq	-	-	-	486.62	-
Ireland	-	-	28.97	15.82	95.76
Israel	-	-	-	23.91	188.92
Italy	-	-	-	4,693.33	1,625.56
Jamaica	-	-	-	17.00	-
Japan	-	0.87	-	346.12	308.78
Jordan	-	-	19.40	3,582.54	18.69
Kazakhstan	-	-	-	-	49.35
Kenya	-	-	-	9,706.19	324.25
Kiribati	-	-	-	31.85	-
Kuwait	-	-	-	7.00	-
Kyrgyzstan	-	-	-	375.80	-
Lao People's Democratic Republic	-	-	-	51.68	-
Latvia	-	-	-	3.81	347.47
Lebanon	-	-	566.81	1,736.18	0.91
Lesotho	-	-	-	437.25	-
Liberia	-	-	-	206.74	25.55
Libya	-	-	-	-	-
Liechtenstein	-	-	-	-	6.64
Lithuania	-	-	-	1.01	20.82
Luxembourg	-	-	-	0.39	205.79
Madagascar	-	-	-	1,360.58	-
Malawi	-	-	-	3,040.46	-
Malaysia	-	-	-	-	7.61
Maldives	-	-	-	14.35	-
Mali	-	-	-	3,502.61	-
Malta	-	-	-	-	-
Marshall Islands	-	-	-	47.44	-
Mauritania	-	-	-	592.94	-
Mauritius	-	-	-	238.16	-
Mexico	166.84	-	-	852.62	93.86
Micronesia (Federated States of)	-	-	-	87.96	-
Monaco	-	-	-	-	48.31
Mongolia	-	-	-	659.43	3.07
Montenegro	-	-	-	-	-
Morocco	-	-	-	293.36	124.10
Mozambique	-	-	-	2,757.38	-
Myanmar	-	-	-	2,028.09	-
Namibia	-	-	-	389.83	-
Nauru	-	-	-	-	-
Nepal	-	-	-	315.77	-
Netherlands	-	-	14.33	2,166.60	1,030.10
New Zealand	-	-	-	164.09	-
Nicaragua	-	-	-	88.40	-
Niger	-	-	-	2,177.63	-
Nigeria	-	-	-	9,713.13	-
Norway	-	1.41	-	1.54	45.62
Oman	-	-	-	1.74	-
Pakistan	-	-	-	2,267.92	106.62
Palau	-	-	-	1.96	-
Panama	-	-	-	305.57	2.18
Papua New Guinea	-	-	-	161.55	-
Paraguay	-	-	-	25.57	-
Peru	-	-	-	260.60	157.67
Philippines	-	-	-	1,217.01	-
Poland	-	-	-	-	340.51
Portugal	-	-	-	45.59	-
Qatar	-	-	-	-	-
Republic of Korea	-	97.85	-	-	142.05
Republic of Moldova	-	-	-	-	-
Romania	-	-	-	-	-
Russian Federation	-	0.45	-	4,875.80	291.95
Rwanda	-	-	-	740.01	-
Saint Kitts and Nevis	-	-	-	25.05	-
Saint Lucia	-	-	-	363.99	-
Saint Vincent and the Grenadines	-	-	-	16.56	-
Samoa	-	-	-	75.61	-
San Marino	-	-	-	-	-
Sao Tome and Principe	-	-	-	-	-
Saudi Arabia	-	-	-	72.72	-

Vendor Country	Procurement of goods by UN organization (Thousand USD)				
	ECLAC	ESCAP	ESCWA	FAO	IAEA
Senegal	-	-	-	898.76	-
Serbia	-	-	-	184.95	85.09
Seychelles	-	-	-	13.08	-
Sierra Leone	-	-	-	396.91	-
Singapore	-	1.44	-	248.66	359.30
Slovakia	-	-	-	2.04	573.92
Slovenia	-	-	-	-	6.69
Solomon Islands	-	-	-	14.79	-
Somalia	-	-	-	1,167.70	-
South Africa	-	-	-	1,660.33	36.60
South Sudan	-	-	-	728.08	-
Spain	0.65	-	-	746.65	592.94
Sri Lanka	-	-	-	2,863.72	-
Sudan	-	-	-	2,706.22	-
Suriname	-	-	-	71.35	-
Sweden	-	-	-	279.53	205.90
Switzerland	16.23	-	26.66	1,827.30	396.00
Syrian Arab Republic	-	-	-	1,984.39	-
Tajikistan	-	-	-	485.91	-
Thailand	-	1,974.33	-	603.26	1.98
The former Yugoslav Republic of Macedonia	-	-	-	42.50	157.90
Timor-Leste	-	-	-	325.10	-
Togo	-	-	-	110.95	-
Tonga	-	-	-	123.93	-
Trinidad and Tobago	31.34	-	-	36.09	-
Tunisia	-	-	-	681.11	-
Turkey	-	-	-	2,837.65	-
Turkmenistan	-	-	-	-	-
Tuvalu	-	-	-	5.88	-
Uganda	-	-	-	8,420.20	-
Ukraine	-	-	-	789.73	128.83
United Arab Emirates	-	-	-	1,167.00	1.88
United Kingdom of Great Britain and Northern Ireland	-	1.65	109.67	2,180.98	4,196.18
United Republic of Tanzania	-	-	-	557.94	23.57
United States of America	1,029.57	754.69	575.50	8,810.03	4,555.92
Uruguay	3.85	-	-	238.18	-
Uzbekistan	-	-	-	31.00	267.53
Vanuatu	-	-	-	-	-
Venezuela (Bolivarian Republic of)	-	-	-	74.88	-
Viet Nam	-	-	-	740.82	-
Yemen	-	-	-	4,935.73	-
Zambia	-	-	-	144.73	-
Zimbabwe	-	-	-	1,421.62	-
Subtotal:	**2,600.39**	**3,147.78**	**1,448.30**	**165,841.14**	**84,214.92**
Other countries in:					
Africa	-	-	-	-	-
Arab Countries*	-	-	-	1,050.87	74.48
Asia	-	-	-	43.19	17.47
Europe	-	-	-	1,530.02	-
Latin America and the Caribbean	-	-	-	-	-
Northern America	-	-	-	-	-
Oceania	-	-	-	13.01	-
Unspecified	-	-	-	-	-
Grand total:	**2,600.39**	**3,147.78**	**1,448.30**	**168,478.22**	**84,306.87**
Procurement of goods in					
Developed regions	1,290.68	991.35	862.10	33,433.71	80,634.83
% of organization's total	49.63%	31.49%	59.52%	19.84%	95.64%
Developing regions & economies in transition	1,309.71	2,156.43	586.21	76,618.90	3,390.24
% of organization's total	50.37%	68.51%	40.48%	45.48%	4.02%
LDC regions	-	-	-	58,425.61	281.80
% of organization's total	0.00%	0.00%	0.00%	34.68%	0.33%
Not explicitly classified	-	- -	0.00	-	-
% of organization's total	0.00%	0.00%	0.00%	0.00%	0.00%

* Procurement from the State of Palestine

Vendor Country	Procurement of goods by UN organization (Thousand USD)				
	IFAD	ILO	IMF	IMO	IOM
Afghanistan	-	9.26	-	-	-
Albania	-	-	-	-	-
Algeria	-	258.34	-	-	-
Andorra	-	-	-	-	-
Angola	-	-	-	-	-
Antigua and Barbuda	-	-	-	-	-
Argentina	-	28.87	-	-	-
Armenia	-	1.30	-	-	-
Australia	-	32.45	-	-	-
Austria	-	-	-	-	-
Azerbaijan	-	8.07	-	-	-
Bahamas	-	-	-	-	-
Bahrain	-	-	-	-	-
Bangladesh	-	163.80	-	-	-
Barbados	-	-	-	-	-
Belarus	-	-	-	-	-
Belgium	-	12.84	-	39.81	-
Belize	-	-	-	-	-
Benin	-	2.03	-	-	-
Bhutan	-	-	-	-	-
Bolivia (Plurinational State of)	1.40	-	-	-	-
Bosnia and Herzegovina	-	131.20	-	-	-
Botswana	-	-	-	-	-
Brazil	-	49.67	-	-	-
Brunei Darussalam	-	20.03	-	-	-
Bulgaria	-	-	-	-	-
Burkina Faso	7.00	-	-	-	-
Burundi	2.00	-	-	-	-
Cabo Verde	-	-	-	-	-
Cambodia	-	13.27	-	-	-
Cameroon	9.50	124.18	-	-	-
Canada	-	18.42	-	11.99	-
Central African Republic	-	-	-	-	-
Chad	-	-	-	-	-
Chile	-	103.90	-	-	-
China	-	76.98	-	-	-
Colombia	-	34.82	-	-	-
Comoros	-	-	-	-	-
Congo	-	-	-	-	-
Costa Rica	-	39.91	-	-	-
Côte d'Ivoire	-	95.78	-	-	-
Croatia	-	-	-	-	-
Cuba	-	-	-	-	-
Cyprus	-	-	-	0.06	-
Czechia	-	0.38	-	-	-
Democratic People's Republic of Korea	-	-	-	-	-
Democratic Republic of the Congo	-	36.02	-	-	-
Denmark	142.63	1,340.54	-	15.53	-
Djibouti	-	-	-	501.94	-
Dominica	-	-	-	-	-
Dominican Republic	-	-	-	-	-
Ecuador	-	6.86	-	-	-
Egypt	2.00	177.95	-	-	-
El Salvador	-	11.68	-	-	-
Equatorial Guinea	-	-	-	-	-
Eritrea	-	-	-	-	-
Estonia	-	-	-	-	-
Eswatini	-	-	-	-	-
Ethiopia	-	101.70	-	-	-
Fiji	-	288.73	-	-	-
Finland	-	-	-	-	-
France	0.44	28.64	12.18	-	-
Gabon	-	-	-	-	-
Gambia	-	-	-	-	-
Georgia	-	15.43	-	-	-
Germany	-	50.23	-	-	-
Ghana	-	37.21	-	-	-
Greece	-	-	-	-	-
Grenada	-	-	-	-	-
Guatemala	-	14.66	-	-	-
Guinea	-	-	-	-	-
Guinea-Bissau	-	-	-	-	-
Guyana	-	21.46	-	-	-
Haiti	-	127.61	-	-	-
Honduras	-	-	-	-	-

Vendor Country	Procurement of goods by UN organization (Thousand USD)				
	IFAD	ILO	IMF	IMO	IOM
Hungary	-	60.28	-	-	-
Iceland	-	-	-	-	-
India	14.40	631.65	-	2.69	-
Indonesia	2.88	118.46	-	-	-
Iran (Islamic Republic of)	-	-	-	-	-
Iraq	-	-	-	-	-
Ireland	-	11.77	-	96.25	-
Israel	-	0.71	-	-	-
Italy	1,018.30	57.35	-	9.29	-
Jamaica	-	-	-	-	-
Japan	54.94	9.46	-	-	-
Jordan	-	136.69	-	-	-
Kazakhstan	-	1.35	-	-	-
Kenya	-	3.38	-	-	-
Kiribati	-	-	-	-	-
Kuwait	-	-	-	-	-
Kyrgyzstan	-	-	-	-	-
Lao People's Democratic Republic	-	-	-	-	-
Latvia	-	-	-	-	-
Lebanon	-	396.25	-	0.15	-
Lesotho	-	-	-	-	-
Liberia	-	3.49	-	-	-
Libya	-	-	-	-	-
Liechtenstein	-	-	-	-	-
Lithuania	-	-	-	-	-
Luxembourg	-	1.25	-	-	-
Madagascar	-	229.18	-	-	-
Malawi	-	22.02	-	-	-
Malaysia	-	4.52	-	-	-
Maldives	-	-	-	-	-
Mali	2.25	61.57	-	-	-
Malta	-	-	-	2.48	-
Marshall Islands	-	-	-	-	-
Mauritania	-	12.65	-	-	-
Mauritius	-	-	-	-	-
Mexico	-	44.87	-	-	-
Micronesia (Federated States of)	-	-	-	-	-
Monaco	-	-	-	-	-
Mongolia	-	0.80	-	-	-
Montenegro	-	-	-	-	-
Morocco	1.00	5.35	-	-	-
Mozambique	-	71.88	-	-	-
Myanmar	-	402.38	-	-	-
Namibia	-	-	-	-	-
Nauru	-	-	-	-	-
Nepal	-	221.66	-	-	-
Netherlands	5.05	233.62	-	-	-
New Zealand	-	-	-	-	-
Nicaragua	-	10.67	-	-	-
Niger	-	-	-	-	-
Nigeria	-	24.63	-	-	-
Norway	-	6.02	-	1.18	-
Oman	-	-	-	-	-
Pakistan	-	69.26	-	-	-
Palau	-	-	-	-	-
Panama	-	54.84	-	-	-
Papua New Guinea	-	-	-	-	-
Paraguay	-	7.62	-	-	-
Peru	8.58	264.19	-	-	-
Philippines	-	83.24	-	-	-
Poland	-	0.17	-	-	-
Portugal	-	1.27	-	8.88	-
Qatar	-	-	-	-	-
Republic of Korea	-	-	-	-	-
Republic of Moldova	-	1.45	-	-	-
Romania	-	-	-	-	-
Russian Federation	-	158.75	-	-	-
Rwanda	-	-	-	-	-
Saint Kitts and Nevis	-	-	-	-	-
Saint Lucia	-	-	-	-	-
Saint Vincent and the Grenadines	-	-	-	-	-
Samoa	-	-	-	-	-
San Marino	-	-	-	-	-
Sao Tome and Principe	-	-	-	-	-
Saudi Arabia	-	-	-	-	-

Vendor Country	Procurement of goods by UN organization (Thousand USD)				
	IFAD	ILO	IMF	IMO	IOM
Senegal	16.86	83.14	-	-	-
Serbia	-	21.06	-	-	-
Seychelles	-	-	-	475.00	-
Sierra Leone	-	-	-	-	-
Singapore	-	2.61	-	-	-
Slovakia	-	-	-	-	-
Slovenia	-	-	-	-	-
Solomon Islands	-	-	-	-	-
Somalia	-	-	-	-	-
South Africa	-	160.81	-	-	-
South Sudan	-	-	-	-	-
Spain	-	3.35	-	0.22	-
Sri Lanka	-	25.24	-	-	-
Sudan	-	-	-	-	-
Suriname	-	-	-	-	-
Sweden	-	-	-	2.37	-
Switzerland	-	4,382.63	-	-	-
Syrian Arab Republic	-	-	-	-	-
Tajikistan	-	5.01	-	-	-
Thailand	-	67.69	-	-	-
The former Yugoslav Republic of Macedonia	-	-	-	-	-
Timor-Leste	-	51.28	-	-	-
Togo	-	-	-	-	-
Tonga	-	-	-	-	-
Trinidad and Tobago	-	229.67	-	-	-
Tunisia	-	62.12	-	-	-
Turkey	-	124.62	-	-	-
Turkmenistan	-	-	-	-	-
Tuvalu	-	-	-	-	-
Uganda	-	6.58	-	-	-
Ukraine	-	11.17	-	-	-
United Arab Emirates	66.26	7.64	-	-	-
United Kingdom of Great Britain and Northern Ireland	16.88	192.95	-	2,086.34	-
United Republic of Tanzania	-	99.73	-	-	-
United States of America	542.09	48.58	21,829.97	29.02	-
Uruguay	-	-	-	-	-
Uzbekistan	-	-	-	-	-
Vanuatu	-	-	-	-	-
Venezuela (Bolivarian Republic of)	-	-	-	-	-
Viet Nam	0.31	-	-	-	-
Yemen	-	-	-	-	-
Zambia	4.75	-	-	-	-
Zimbabwe	-	-	-	-	-
Subtotal:	**1,919.51**	**12,494.81**	**21,842.15**	**3,283.21**	**0.00**
Other countries in:					
Africa	-	-	-	-	-
Arab Countries*	-	5.31	-	-	-
Asia	-	-	-	-	-
Europe	-	322.68	-	-	-
Latin America and the Caribbean	-	-	-	-	-
Northern America	-	-	-	-	-
Oceania	-	-	-	-	-
Unspecified	-	349.18	-	-	228,040.26
Grand total:	**1,919.51**	**13,171.99**	**21,842.15**	**3,283.21**	**228,040.26**
Procurement of goods in					
Developed regions	1,780.32	6,815.60	21,842.15	2,303.42	-
% of organization's total	92.75%	51.74%	100.00%	70.16%	0.00%
Developing regions & economies in transition	106.33	4,287.95	-	477.84	-
% of organization's total	5.54%	32.55%	0.00%	14.55%	0.00%
LDC regions	32.86	1,719.26	-	501.94	-
% of organization's total	1.71%	13.05%	0.00%	15.29%	0.00%
Not explicitly classified	- 0.00	349.18	-	-	228,040.26
% of organization's total	0.00%	2.65%	0.00%	0.00%	100.00%

* Procurement from the State of Palestine

Vendor Country	Procurement of goods by UN organization (Thousand USD)				
	ITC	ITU	OPCW	PAHO	UN-ICTY/MICT
Afghanistan	7.60	-	-	-	-
Albania	-	-	-	-	-
Algeria	-	-	-	-	-
Andorra	-	-	-	-	-
Angola	-	-	-	-	-
Antigua and Barbuda	-	8.53	-	200.99	-
Argentina	-	25.13	-	1,517.54	-
Armenia	-	-	-	-	-
Australia	-	10.20	0.67	-	-
Austria	66.68	10.70	-	230.42	-
Azerbaijan	-	-	-	-	-
Bahamas	-	-	-	66.95	-
Bahrain	-	-	-	-	-
Bangladesh	-	-	-	-	-
Barbados	-	-	-	853.91	-
Belarus	-	7.04	-	-	-
Belgium	-	0.47	17.89	134,336.87	416.62
Belize	-	-	-	4.80	47.09
Benin	3.49	-	-	-	-
Bhutan	-	-	-	-	-
Bolivia (Plurinational State of)	-	-	-	455.33	-
Bosnia and Herzegovina	-	-	-	-	57.62
Botswana	-	-	-	-	-
Brazil	-	-	-	2,544.32	-
Brunei Darussalam	-	-	-	-	-
Bulgaria	-	-	-	-	-
Burkina Faso	43.20	-	-	-	-
Burundi	-	-	-	-	-
Cabo Verde	-	-	-	-	-
Cambodia	-	-	-	-	-
Cameroon	-	7.04	-	-	-
Canada	-	6.98	25.19	880.06	-
Central African Republic	-	-	-	-	-
Chad	-	-	-	-	-
Chile	-	-	-	262.32	-
China	9.08	817.21	-	352.89	-
Colombia	-	-	-	3,948.65	-
Comoros	-	-	-	-	-
Congo	-	-	-	-	-
Costa Rica	-	-	-	148.40	-
Côte d'Ivoire	4.60	-	-	-	-
Croatia	-	-	-	-	-
Cuba	-	-	-	493.74	-
Cyprus	-	-	-	-	-
Czechia	-	0.28	3.57	-	-
Democratic People's Republic of Korea	-	-	-	-	-
Democratic Republic of the Congo	-	-	-	-	-
Denmark	19.96	4.36	64.16	7,437.84	292.25
Djibouti	-	-	-	-	-
Dominica	-	-	-	1.13	-
Dominican Republic	-	-	-	655.91	-
Ecuador	-	-	-	352.11	-
Egypt	-	-	-	-	-
El Salvador	-	-	-	398.65	-
Equatorial Guinea	-	-	-	-	-
Eritrea	-	-	-	-	-
Estonia	-	-	-	-	-
Eswatini	-	-	-	-	-
Ethiopia	0.60	-	-	-	-
Fiji	- 17.19	-	-	-	-
Finland	-	12.15	20.65	31.98	-
France	1.88	99.13	386.50	100,812.94	19.17
Gabon	-	-	-	-	-
Gambia	29.39	-	-	-	-
Georgia	-	-	-	-	-
Germany	49.34	169.44	186.10	2,945.91	17.46
Ghana	-	-	-	-	-
Greece	-	-	-	-	-
Grenada	-	-	-	1.12	-
Guatemala	-	-	-	1,406.82	-
Guinea	-	-	2.89	-	-
Guinea-Bissau	2.13	-	-	-	-
Guyana	-	12.50	-	186.95	-
Haiti	0.52	-	-	1,441.57	-
Honduras	-	-	-	792.77	-

Vendor Country	Procurement of goods by UN organization (Thousand USD)				
	ITC	ITU	OPCW	PAHO	UN-ICTY/MICT
Hungary	-	-	0.24	-	-
Iceland	-	-	-	-	-
India	12.37	-	119.38	99,372.11	-
Indonesia	-	-	-	1,296.02	-
Iran (Islamic Republic of)	-	-	-	-	-
Iraq	-	-	-	-	-
Ireland	206.88	381.48	121.98	1,378.06	8.78
Israel	-	-	-	-	17.46
Italy	-	-	2.90	262.00	-
Jamaica	-	-	-	194.74	-
Japan	116.57	-	-	-	-
Jordan	-	-	-	-	-
Kazakhstan	-	-	-	-	-
Kenya	2.77	-	-	-	60.08
Kiribati	-	-	-	-	-
Kuwait	-	-	-	-	-
Kyrgyzstan	-	19.62	-	-	-
Lao People's Democratic Republic	-	-	-	-	-
Latvia	-	-	-	-	-
Lebanon	-	-	-	-	7.79
Lesotho	-	-	-	-	-
Liberia	-	4.27	-	-	-
Libya	-	-	-	-	-
Liechtenstein	-	-	-	-	-
Lithuania	-	31.33	-	-	-
Luxembourg	-	129.25	-	560.01	-
Madagascar	-	-	-	-	-
Malawi	-	-	-	-	-
Malaysia	-	1.29	-	-	-
Maldives	-	-	-	-	-
Mali	3.16	-	-	-	-
Malta	-	-	-	-	-
Marshall Islands	-	-	-	-	-
Mauritania	-	-	-	-	-
Mauritius	-	-	-	-	-
Mexico	-	-	-	1,385.54	-
Micronesia (Federated States of)	-	-	-	-	-
Monaco	-	-	-	-	-
Mongolia	-	-	-	-	-
Montenegro	-	-	-	-	-
Morocco	-	-	-	-	-
Mozambique	-	-	-	-	-
Myanmar	-	-	-	-	-
Namibia	-	-	-	-	-
Nauru	-	-	-	-	-
Nepal	- 0.00	-	-	-	-
Netherlands	1.46	19.88	2,993.23	96,701.04	332.20
New Zealand	-	-	-	-	-
Nicaragua	-	-	-	838.06	-
Niger	3.27	-	-	-	-
Nigeria	-	-	-	-	-
Norway	-	7.11	-	19.20	-
Oman	-	-	-	-	-
Pakistan	-	-	-	-	-
Palau	-	-	-	-	-
Panama	-	-	-	7,417.04	-
Papua New Guinea	3.99	-	-	-	-
Paraguay	-	-	-	564.81	-
Peru	-	-	-	941.99	-
Philippines	-	-	-	-	-
Poland	-	6.08	-	-	-
Portugal	-	-	-	-	-
Qatar	-	-	-	197.57	-
Republic of Korea	-	3.57	-	106,520.38	-
Republic of Moldova	-	-	-	-	-
Romania	-	-	39.28	-	-
Russian Federation	-	-	-	-	-
Rwanda	13.37	-	-	-	124.40
Saint Kitts and Nevis	-	6.54	-	0.08	-
Saint Lucia	-	-	-	6.51	-
Saint Vincent and the Grenadines	-	-	-	-	-
Samoa	-	-	-	-	-
San Marino	-	-	-	-	-
Sao Tome and Principe	-	-	-	-	-
Saudi Arabia	-	-	-	-	-

Vendor Country	Procurement of goods by UN organization (Thousand USD)				
	ITC	ITU	OPCW	PAHO	UN-ICTY/MICT
Senegal	12.06	1.88	-	-	-
Serbia	-	-	-	-	6.81
Seychelles	-	-	-	-	-
Sierra Leone	3.56	-	-	-	-
Singapore	-	-	44.89	-	113.74
Slovakia	-	-	-	-	61.67
Slovenia	-	-	-	-	-
Solomon Islands	-	-	-	-	-
Somalia	-	-	-	-	-
South Africa	-	-	-	-	0.53
South Sudan	-	-	-	-	-
Spain	-	-	-	4,390.28	-
Sri Lanka	18.51	-	-	-	-
Sudan	-	-	-	-	-
Suriname	-	-	-	304.31	-
Sweden	1.20	-	-	40.36	-
Switzerland	865.80	2,752.68	145.63	572.18	-
Syrian Arab Republic	-	-	-	-	-
Tajikistan	-	-	-	-	-
Thailand	-	11.01	-	-	-
The former Yugoslav Republic of Macedonia	-	-	-	-	-
Timor-Leste	-	-	-	-	-
Togo	9.47	-	-	-	-
Tonga	-	-	-	-	-
Trinidad and Tobago	1.55	-	-	184.91	-
Tunisia	-	8.11	-	-	-
Turkey	-	-	-	-	-
Turkmenistan	-	-	-	-	-
Tuvalu	-	-	-	-	-
Uganda	5.12	1.64	-	-	-
Ukraine	-	-	-	-	-
United Arab Emirates	-	14.39	-	1,751.65	-
United Kingdom of Great Britain and Northern Ireland	27.68	143.75	2,679.23	3,492.83	- 50.71
United Republic of Tanzania	- 0.04	-	-	-	826.94
United States of America	54.24	216.83	73.94	77,803.36	1,013.99
Uruguay	-	-	-	248.68	-
Uzbekistan	-	-	-	-	-
Vanuatu	4.00	-	-	-	-
Venezuela (Bolivarian Republic of)	-	-	-	207.86	-
Viet Nam	-	-	-	-	-
Yemen	-	-	-	-	-
Zambia	21.49	55.39	-	-	-
Zimbabwe	-	-	-	-	-
Subtotal:	**1,609.76**	**5,007.26**	**6,928.34**	**669,414.45**	**3,373.90**
Other countries in:					
Africa	-	-	-	-	-
Arab Countries*	-	14.27	-	-	-
Asia	-	-	-	-	-
Europe	76.00	-	-	-	-
Latin America and the Caribbean	-	0.32	-	122.75	-
Northern America	-	-	-	1.55	-
Oceania	-	-	-	-	-
Unspecified	-	-	-	-	-
Grand total:	**1,685.76**	**5,021.84**	**6,928.34**	**669,538.75**	**3,373.90**
Procurement of goods in					
Developed regions	1,487.69	4,002.11	6,761.17	431,895.35	2,128.89
% of organization's total	88.25%	79.69%	97.59%	64.51%	63.10%
Developing regions & economies in transition	35.68	956.56	164.28	236,201.83	293.66
% of organization's total	2.12%	19.05%	2.37%	35.28%	8.70%
LDC regions	162.39	63.18	2.89	1,441.57	951.34
% of organization's total	9.63%	1.26%	0.04%	0.22%	28.20%
Not explicitly classified	-	-	-	-	0.00
% of organization's total	0.00%	0.00%	0.00%	0.00%	0.00%

* Procurement from the State of Palestine

Vendor Country	Procurement of goods by UN organization (Thousand USD)				
	UN WOMEN	UNAIDS	UNAKRT	UNDP	UNECA
Afghanistan	99.90	-	-	6,407.80	-
Albania	5.57	-	-	490.80	-
Algeria	-	16.67	-	117.30	-
Andorra	-	-	-	-	-
Angola	-	4.63	-	2,805.98	-
Antigua and Barbuda	3.80	-	-	-	-
Argentina	-	7.84	-	301.62	-
Armenia	-	0.80	-	1,734.78	-
Australia	-	-	-	284.80	-
Austria	-	-	-	20,301.15	395.61
Azerbaijan	-	-	-	1,608.68	-
Bahamas	-	-	-	-	-
Bahrain	-	-	-	17.38	-
Bangladesh	46.07	3.29	-	4,144.19	-
Barbados	8.82	-	-	120.80	-
Belarus	-	2.48	-	746.88	-
Belgium	3.53	-	-	4,661.65	2.41
Belize	-	-	-	180.73	-
Benin	-	6.84	-	790.34	-
Bhutan	-	-	-	29.57	-
Bolivia (Plurinational State of)	13.62	-	-	1,085.62	-
Bosnia and Herzegovina	27.96	-	-	3,370.06	-
Botswana	-	5.97	-	239.05	-
Brazil	-	0.68	-	695.83	-
Brunei Darussalam	-	-	-	-	-
Bulgaria	-	-	-	105.52	-
Burkina Faso	-	4.52	-	470.86	-
Burundi	11.95	3.62	-	424.12	-
Cabo Verde	4.81	-	-	95.43	-
Cambodia	12.21	14.82	140.57	264.72	-
Cameroon	159.44	18.71	-	886.35	243.08
Canada	-	0.39	-	1,107.40	25.15
Central African Republic	16.56	1.60	-	3,393.09	-
Chad	-	-	-	969.16	-
Chile	5.31	-	-	683.94	-
China	26.95	24.28	-	9,914.53	41.71
Colombia	56.91	-	-	1,782.93	-
Comoros	-	-	-	78.65	-
Congo	-	2.42	-	383.38	-
Costa Rica	-	-	-	435.55	-
Côte d'Ivoire	144.71	10.09	-	1,607.02	-
Croatia	-	-	-	1.97	-
Cuba	-	-	-	92.89	-
Cyprus	4.12	-	-	654.54	15.86
Czechia	128.59	-	-	1,399.50	-
Democratic People's Republic of Korea	-	-	-	678.25	-
Democratic Republic of the Congo	158.00	4.09	-	1,856.08	-
Denmark	511.27	408.82	-	76,970.47	1,070.43
Djibouti	-	-	-	763.39	-
Dominica	-	-	-	-	-
Dominican Republic	10.15	6.80	-	1,535.47	-
Ecuador	73.42	-	-	589.14	-
Egypt	175.28	44.42	-	148.50	-
El Salvador	12.82	0.76	-	1,631.67	-
Equatorial Guinea	-	3.78	-	410.19	-
Eritrea	-	2.33	-	36.18	6.85
Estonia	-	-	-	-	-
Eswatini	-	10.03	-	5,067.31	-
Ethiopia	30.02	13.80	-	1,345.92	483.38
Fiji	189.21	-	-	970.54	-
Finland	-	-	-	148.78	-
France	15.41	55.44	-	33,118.69	69.97
Gabon	-	10.08	-	16.41	-
Gambia	-	6.64	-	926.84	-
Georgia	12.29	-	-	542.42	-
Germany	60.27	2.93	40.45	18,350.23	152.81
Ghana	-	2.41	-	145.61	-
Greece	-	-	-	112.58	-
Grenada	-	-	-	29.11	-
Guatemala	41.70	3.32	-	477.53	-
Guinea	-	0.70	-	812.75	-
Guinea-Bissau	7.28	1.76	-	1,199.69	-
Guyana	-	2.00	-	40.06	-
Haiti	110.26	9.82	-	1,399.60	-
Honduras	9.91	-	-	3,775.22	-

Vendor Country	Procurement of goods by UN organization (Thousand USD)				
	UN WOMEN	UNAIDS	UNAKRT	UNDP	UNECA
Hungary	-	-	-	13,117.92	-
Iceland	-	-	-	-	-
India	43.67	9.89	-	75,179.77	110.29
Indonesia	52.53	1.15	-	3,171.41	-
Iran (Islamic Republic of)	-	-	-	314.69	-
Iraq	94.27	-	-	22,855.88	-
Ireland	-	94.55	-	22,223.80	65.24
Israel	10.72	-	-	2,446.42	20.93
Italy	-	-	-	6,221.02	55.51
Jamaica	-	-	-	78.12	-
Japan	2.41	98.13	-	3,956.59	23.35
Jordan	392.14	-	-	988.77	-
Kazakhstan	1.90	15.86	-	1,266.51	-
Kenya	49.90	15.03	-	1,663.51	935.66
Kiribati	-	-	-	1.78	-
Kuwait	0.68	-	-	80.50	-
Kyrgyzstan	2.91	-	-	1,138.20	-
Lao People's Democratic Republic	-	-	-	387.58	-
Latvia	-	-	-	7,496.65	-
Lebanon	30.65	-	-	14,094.00	-
Lesotho	-	-	-	232.03	-
Liberia	165.00	4.27	-	1,337.20	-
Libya	-	-	-	350.11	-
Liechtenstein	-	-	-	-	-
Lithuania	-	-	-	-	-
Luxembourg	-	1.82	-	-	-
Madagascar	-	-	-	1,003.33	-
Malawi	110.54	15.91	-	286.31	-
Malaysia	-	-	-	766.51	-
Maldives	-	-	-	226.06	-
Mali	357.12	9.27	-	2,303.30	-
Malta	-	-	-	371.55	-
Marshall Islands	-	-	-	2.10	-
Mauritania	-	-	-	228.52	-
Mauritius	-	-	-	122.25	189.39
Mexico	18.06	-	-	630.54	-
Micronesia (Federated States of)	-	-	-	-	-
Monaco	-	-	-	-	-
Mongolia	-	-	-	69.77	-
Montenegro	-	-	-	277.45	-
Morocco	38.61	10.66	-	337.27	8.46
Mozambique	326.62	4.15	-	279.56	-
Myanmar	0.92	49.42	-	981.37	-
Namibia	-	-	-	1,168.19	-
Nauru	-	-	-	-	-
Nepal	53.15	5.79	-	2,928.50	-
Netherlands	-	0.71	-	31,053.40	34.54
New Zealand	-	-	-	63.79	-
Nicaragua	-	-	-	17.06	-
Niger	105.47	3.43	-	573.28	-
Nigeria	93.05	9.65	-	737.05	-
Norway	-	-	-	1,675.63	-
Oman	-	-	-	11.66	-
Pakistan	88.96	11.00	-	1,749.95	-
Palau	-	-	-	1.47	-
Panama	0.80	10.13	-	4,940.78	-
Papua New Guinea	86.62	9.48	-	414.37	-
Paraguay	33.16	-	-	909.92	-
Peru	-	2.91	-	9,056.25	-
Philippines	3.91	3.76	-	27,661.11	-
Poland	-	-	-	9.50	-
Portugal	-	-	-	134.75	-
Qatar	-	-	-	-	-
Republic of Korea	-	-	-	3,945.50	35.50
Republic of Moldova	62.57	14.61	-	2,821.78	-
Romania	-	-	-	11.36	-
Russian Federation	-	5.43	-	650.15	-
Rwanda	77.52	-	-	403.36	23.78
Saint Kitts and Nevis	-	-	-	-	-
Saint Lucia	-	-	-	-	-
Saint Vincent and the Grenadines	-	-	-	83.24	-
Samoa	-	-	-	273.17	-
San Marino	-	-	-	-	-
Sao Tome and Principe	-	-	-	98.77	-
Saudi Arabia	-	-	-	6,163.21	-

Vendor Country	Procurement of goods by UN organization (Thousand USD)				
	UN WOMEN	UNAIDS	UNAKRT	UNDP	UNECA
Senegal	112.05	24.38	-	13,150.67	-
Serbia	15.71	-	-	567.71	-
Seychelles	-	-	-	-	-
Sierra Leone	109.78	3.70	-	1,331.40	-
Singapore	-	-	3.14	279.18	-
Slovakia	-	-	-	41.94	-
Slovenia	-	-	-	936.22	-
Solomon Islands	13.29	-	-	384.64	-
Somalia	4.71	-	-	2,202.32	-
South Africa	15.19	118.08	-	9,363.07	61.81
South Sudan	143.41	15.05	-	2,636.66	-
Spain	-	2.08	-	5,099.36	-
Sri Lanka	2.00	-	-	1,173.01	-
Sudan	31.24	6.39	-	11,431.13	-
Suriname	-	-	-	116.39	-
Sweden	-	-	-	311.63	-
Switzerland	7.88	177.45	-	11,101.18	134.62
Syrian Arab Republic	-	-	-	7,089.39	-
Tajikistan	-	-	-	2,969.78	-
Thailand	68.13	23.03	-	237.65	-
The former Yugoslav Republic of Macedonia	6.44	-	-	1,521.58	-
Timor-Leste	-	-	-	583.49	-
Togo	-	3.26	-	2,906.12	-
Tonga	-	-	-	11.33	-
Trinidad and Tobago	-	-	-	988.96	-
Tunisia	-	1.54	-	1,855.32	-
Turkey	27.79	-	-	4,745.16	10.50
Turkmenistan	-	-	-	383.84	-
Tuvalu	-	-	-	1.50	-
Uganda	211.99	39.45	-	446.07	239.92
Ukraine	17.31	-	-	28,836.06	-
United Arab Emirates	46.56	-	-	19,205.59	1,017.38
United Kingdom of Great Britain and Northern Ireland	9.00	8.08	49.36	9,795.38	562.83
United Republic of Tanzania	49.15	-	-	1,121.97	-
United States of America	5,590.84	271.41	89.78	30,008.72	2,150.66
Uruguay	38.73	-	-	98.47	-
Uzbekistan	-	-	-	1,078.65	-
Vanuatu	0.39	-	-	94.17	-
Venezuela (Bolivarian Republic of)	-	-	-	5.44	-
Viet Nam	-	1.03	-	148.83	-
Yemen	59.89	-	-	1,126.95	-
Zambia	-	45.91	-	3,245.52	49.22
Zimbabwe	10.21	-	-	9,384.32	-
Subtotal:	**11,093.64**	**1,867.43**	**323.30**	**700,047.49**	**8,236.87**
Other countries in:					
Africa	-	-	-	-	-
Arab Countries*	15.18	-	-	8,135.10	-
Asia	-	-	-	-	-
Europe	763.06	-	-	11,764.81	268.78
Latin America and the Caribbean	-	-	-	930.11	-
Northern America	-	-	-	-	-
Oceania	-	-	-	-	-
Unspecified	-	-	-	-	-
Grand total:	**11,871.88**	**1,867.43**	**323.30**	**720,877.50**	**8,505.64**
Procurement of goods in					
Developed regions	7,104.95	1,121.81	179.59	314,546.54	5,048.71
% of organization's total	59.85%	60.07%	55.55%	43.63%	59.36%
Developing regions & economies in transition	2,342.43	436.80	3.14	326,504.52	2,653.79
% of organization's total	19.73%	23.39%	0.97%	45.29%	31.20%
LDC regions	2,424.50	308.83	140.57	79,826.45	803.15
% of organization's total	20.42%	16.54%	43.48%	11.07%	9.44%
Not explicitly classified	-	-	-	-	-
% of organization's total	0.00%	0.00%	0.00%	0.00%	0.00%

* Procurement from the State of Palestine

Vendor Country	Procurement of goods by UN organization (Thousand USD)				
	UNESCO	UNFCCC	UNFPA	UNHCR	UNICEF
Afghanistan	3,056.24	-	216.79	1,848.20	12,566.33
Albania	-	-	4.84	178.87	48.96
Algeria	-	-	85.93	262.12	506.98
Andorra	-	-	-	-	-
Angola	-	-	71.28	632.63	577.92
Antigua and Barbuda	-	-	-	-	7.85
Argentina	15.48	-	1.31	28.47	3,180.28
Armenia	-	-	7.67	27.23	15.89
Australia	-	-	-	2,840.97	365.28
Austria	15.84	-	37.81	-	3,148.15
Azerbaijan	-	-	6.35	274.55	52.80
Bahamas	-	-	-	-	-
Bahrain	-	-	-	-	-
Bangladesh	94.63	-	1,563.22	6,795.39	8,142.82
Barbados	-	-	25.02	-	59.94
Belarus	-	-	32.69	20.60	135.01
Belgium	81.75	-	20,750.90	5,749.34	429,653.86
Belize	-	-	-	-	6.70
Benin	4.98	-	2.21	-	630.31
Bhutan	-	-	0.71	-	59.11
Bolivia (Plurinational State of)	26.89	-	13.08	-	426.78
Bosnia and Herzegovina	28.33	-	35.21	68.80	115.82
Botswana	1.00	-	23.73	528.12	37.40
Brazil	141.59	-	2.22	169.24	407.83
Brunei Darussalam	-	-	-	-	-
Bulgaria	-	-	28.39	11.52	19.74
Burkina Faso	-	-	52.62	1,399.47	3,790.94
Burundi	36.35	-	240.14	2,039.16	1,566.11
Cabo Verde	-	-	-	-	-
Cambodia	32.85	-	14.87	-	466.45
Cameroon	122.09	-	214.78	2,644.53	1,838.35
Canada	128.42	-	-	493.40	7,888.40
Central African Republic	-	-	132.33	2,332.87	1,510.71
Chad	250.74	-	19.09	4,565.78	1,930.04
Chile	17.59	-	-	12.26	397.02
China	345.28	-	10,801.95	1,311.12	68,352.18
Colombia	0.74	-	-	487.29	637.68
Comoros	-	-	-	-	65.95
Congo	51.16	-	50.45	656.50	264.14
Costa Rica	58.29	-	2.97	70.23	34.55
Côte d'Ivoire	55.22	-	116.93	243.89	2,375.96
Croatia	-	-	-	-	326.92
Cuba	7.41	-	-	-	7.45
Cyprus	-	-	-	83.82	8,838.22
Czechia	-	-	-	-	1,473.13
Democratic People's Republic of Korea	-	-	61.44	-	1,047.14
Democratic Republic of the Congo	127.75	-	0.87	4,395.53	2,934.82
Denmark	1,085.65	214.73	7,093.81	14,840.92	33,344.13
Djibouti	-	-	17.00	254.96	410.45
Dominica	-	-	-	-	11.13
Dominican Republic	-	-	98.75	-	170.99
Ecuador	41.51	-	20.57	406.54	176.87
Egypt	348.71	-	77.31	2,005.06	533.85
El Salvador	-	-	43.55	117.43	26.56
Equatorial Guinea	-	-	9.68	-	111.86
Eritrea	-	-	76.77	130.37	52.51
Estonia	-	-	-	-	-
Eswatini	-	-	22.43	-	85.50
Ethiopia	54.61	-	49.72	6,714.18	15,736.62
Fiji	0.22	-	57.08	-	135.83
Finland	-	-	2.07	-	4,007.68
France	3,956.50	-	58.39	7,599.82	177,905.96
Gabon	150.99	-	7.76	-	19.71
Gambia	35.10	-	39.97	52.75	170.28
Georgia	-	-	6.63	209.80	221.82
Germany	318.08	700.97	34,754.64	12,438.61	37,655.09
Ghana	86.74	-	175.53	298.99	739.26
Greece	-	-	-	1,918.15	5,690.71
Grenada	-	-	-	-	-
Guatemala	38.91	-	1,634.01	34.58	52.24
Guinea	-	-	206.76	225.29	648.46
Guinea-Bissau	33.79	-	2.88	61.58	79.19
Guyana	-	-	1.25	-	53.32
Haiti	390.50	-	88.77	-	2,742.39
Honduras	-	-	8.17	87.61	118.01

Vendor Country	Procurement of goods by UN organization (Thousand USD)				
	UNESCO	UNFCCC	UNFPA	UNHCR	UNICEF
Hungary	-	-	-	146.21	5.00
Iceland	-	-	-	-	-
India	249.66	-	9,720.75	21,255.26	486,327.85
Indonesia	102.51	-	109.08	42.00	27,588.05
Iran (Islamic Republic of)	47.54	-	106.57	237.49	786.99
Iraq	180.14	-	4,140.67	8,218.31	22,902.93
Ireland	24.60	-	766.95	340.48	9,084.34
Israel	2.04	-	4.81	12.60	159.38
Italy	816.04	-	1,614.73	1,197.92	6,124.93
Jamaica	16.69	-	3.82	-	46.07
Japan	104.91	-	-	40,176.06	7,243.80
Jordan	1,222.92	-	681.53	9,725.12	7,107.31
Kazakhstan	11.40	-	5.07	32.49	1,519.07
Kenya	54.89	-	136.85	21,226.79	43,737.83
Kiribati	-	-	-	-	-
Kuwait	2.04	-	-	4,034.44	-
Kyrgyzstan	-	-	9.47	3.62	197.31
Lao People's Democratic Republic	-	-	6.22	-	887.27
Latvia	-	-	993.67	-	101.85
Lebanon	836.17	-	160.00	32,580.79	15,820.37
Lesotho	-	-	116.87	-	79.26
Liberia	26.68	-	166.42	1,046.99	2,381.31
Libya	-	-	45.89	5,251.22	125.52
Liechtenstein	-	-	-	-	-
Lithuania	-	-	-	-	-
Luxembourg	14.07	-	-	28.61	46,405.18
Madagascar	143.01	-	117.42	-	13,600.43
Malawi	20.56	-	125.72	269.30	6,060.20
Malaysia	3.10	-	8,256.48	365.14	1,795.29
Maldives	-	-	3.53	-	101.14
Mali	79.92	-	160.22	316.51	1,092.27
Malta	-	-	-	6.03	-
Marshall Islands	-	-	-	-	-
Mauritania	1.51	-	45.20	673.75	366.00
Mauritius	0.34	-	-	-	131.91
Mexico	91.26	-	171.23	288.83	849.03
Micronesia (Federated States of)	-	-	-	-	-
Monaco	-	-	-	-	-
Mongolia	-	-	1.77	-	90.26
Montenegro	-	-	-	43.91	14.78
Morocco	21.85	-	12.68	35.64	197.23
Mozambique	44.74	-	907.83	47.59	3,009.87
Myanmar	173.14	-	156.81	1,846.06	2,655.16
Namibia	9.55	-	0.93	277.35	70.71
Nauru	-	-	-	-	-
Nepal	101.85	-	81.63	211.39	1,721.35
Netherlands	352.04	0.82	46,979.20	14,033.08	53,821.84
New Zealand	-	-	-	-	13.23
Nicaragua	-	-	9.69	-	83.48
Niger	71.02	-	44.92	1,893.49	12,259.24
Nigeria	119.69	-	7.49	6,602.50	11,283.67
Norway	-	-	551.71	24,418.25	2,240.85
Oman	-	-	-	-	-
Pakistan	32.23	-	171.70	8,427.13	4,076.63
Palau	-	-	-	-	-
Panama	11.48	-	11.61	67.76	2,556.29
Papua New Guinea	-	-	0.48	-	94.66
Paraguay	6.44	-	17.91	-	161.43
Peru	149.19	-	112.74	-	17.33
Philippines	7.00	-	153.77	59.20	817.20
Poland	-	-	-	14.30	167.21
Portugal	-	-	366.97	-	68.00
Qatar	59.63	-	-	-	-
Republic of Korea	-	-	44.43	5,195.99	58,549.34
Republic of Moldova	-	-	34.23	-	20.69
Romania	-	-	-	-	2,463.30
Russian Federation	8.96	-	-	866.57	26,743.20
Rwanda	14.14	-	47.47	1,381.29	914.23
Saint Kitts and Nevis	-	-	-	-	-
Saint Lucia	-	-	-	-	-
Saint Vincent and the Grenadines	-	-	-	-	-
Samoa	46.41	-	-	-	-
San Marino	-	-	-	-	-
Sao Tome and Principe	-	-	-	-	38.54
Saudi Arabia	-	-	-	137.15	-

Vendor Country	Procurement of goods by UN organization (Thousand USD)				
	UNESCO	UNFCCC	UNFPA	UNHCR	UNICEF
Senegal	65.26	-	109.15	402.25	1,418.94
Serbia	-	-	0.34	732.61	519.96
Seychelles	-	-	-	-	47.44
Sierra Leone	-	-	214.96	21.96	1,779.80
Singapore	0.14	-	32.00	34.42	14,509.10
Slovakia	-	-	-	-	1,431.83
Slovenia	-	-	-	-	204.88
Solomon Islands	-	-	-	-	3.57
Somalia	-	-	70.53	1,341.90	1,132.47
South Africa	40.18	-	261.60	487.82	31,692.08
South Sudan	408.97	-	48.87	1,773.83	9,638.04
Spain	30.88	-	827.59	5.80	4,238.80
Sri Lanka	-	-	18.87	100.75	1,251.79
Sudan	50.51	-	150.91	10,894.49	10,511.42
Suriname	-	-	-	-	95.57
Sweden	18.36	-	-	1,454.65	6,853.77
Switzerland	48.26	0.12	20.69	8,802.44	41,241.04
Syrian Arab Republic	129.02	-	4,557.22	5,848.76	30,980.74
Tajikistan	-	-	96.07	-	210.59
Thailand	96.35	-	2,917.44	794.71	2,691.32
The former Yugoslav Republic of Macedonia	-	-	1.93	50.09	63.10
Timor-Leste	30.61	-	1.20	-	917.13
Togo	6.87	-	28.86	107.73	362.24
Tonga	-	-	0.51	-	-
Trinidad and Tobago	-	-	0.69	6.09	19.77
Tunisia	4.35	-	65.69	515.44	192.40
Turkey	-	-	9,540.97	25,575.78	28,496.21
Turkmenistan	0.10	-	13.58	-	13.81
Tuvalu	-	-	-	-	-
Uganda	44.71	-	969.84	11,117.38	3,576.79
Ukraine	-	-	22.28	2,513.38	5,752.30
United Arab Emirates	143.03	-	2,492.16	33,282.79	21,837.52
United Kingdom of Great Britain and Northern Ireland	243.25	4.03	5,130.69	3,761.75	29,151.30
United Republic of Tanzania	18.09	-	98.46	5,185.71	2,539.41
United States of America	733.74	5.23	2,570.23	9,888.34	313,152.20
Uruguay	92.49	-	9.96	-	110.70
Uzbekistan	20.43	-	0.87	-	190.98
Vanuatu	-	-	-	-	3.97
Venezuela (Bolivarian Republic of)	0.24	-	0.11	25.45	4.04
Viet Nam	4.43	-	484.12	-	63.27
Yemen	60.63	-	590.92	4,252.19	30,075.73
Zambia	15.95	-	114.09	1,016.73	1,031.70
Zimbabwe	78.46	-	403.02	1,263.74	4,851.54
Subtotal:	**18,908.54**	**925.90**	**188,422.81**	**431,862.13**	**2,336,449.20**
Other countries in:					
Africa	-	-	-	17.88	-
Arab Countries*	39.88	-	479.06	-	1,520.42
Asia	-	-	-	-	-
Europe	0.52	-	326.05	1,022.67	-
Latin America and the Caribbean	-	-	7.02	-	3.14
Northern America	-	-	-	-	-
Oceania	-	-	-	-	-
Unspecified	-	-	-	-	-
Grand total:	**18,948.94**	**925.90**	**189,234.94**	**432,902.68**	**2,337,972.75**
Procurement of goods in					
Developed regions	7,974.93	925.90	122,879.30	150,820.18	1,234,489.97
% of organization's total	42.09%	100.00%	64.93%	34.84%	52.80%
Developing regions & economies in transition	5,478.32	-	59,185.13	206,833.81	941,345.05
% of organization's total	28.91%	0.00%	31.28%	47.78%	40.26%
LDC regions	5,495.69	-	7,170.51	75,248.70	162,137.73
% of organization's total	29.00%	0.00%	3.79%	17.38%	6.93%
Not explicitly classified	-	-	-	-	-
% of organization's total	0.00%	0.00%	0.00%	0.00%	0.00%

* Procurement from the State of Palestine

Vendor Country	Procurement of goods by UN organization (Thousand USD)				
	UNIDO	UNOG	UNON	UNOPS	UNOV
Afghanistan	35.00	-	247.51	1,554.15	524.63
Albania	-	-	-	-	2.67
Algeria	33.75	-	-	-	106.13
Andorra	-	-	-	-	-
Angola	-	-	-	-	-
Antigua and Barbuda	-	-	-	-	-
Argentina	407.33	-	-	184,385.28	15.55
Armenia	64.02	-	-	-	-
Australia	-	6.55	-	924.79	-
Austria	3,924.98	91.26	-	279.82	1,069.08
Azerbaijan	-	-	-	0.54	0.58
Bahamas	-	-	-	-	-
Bahrain	7.67	-	60.00	-	-
Bangladesh	1.96	-	-	30.94	24.04
Barbados	-	-	-	-	1.49
Belarus	25.27	-	-	-	29.12
Belgium	407.75	70.22	-	3,956.89	2.34
Belize	-	-	-	6.14	19.99
Benin	-	-	-	-	1.75
Bhutan	-	-	-	3.00	-
Bolivia (Plurinational State of)	18.18	-	-	6.50	132.42
Bosnia and Herzegovina	-	-	-	-	4.26
Botswana	-	-	-	-	-
Brazil	11.52	-	-	33.15	19.09
Brunei Darussalam	-	-	-	-	-
Bulgaria	-	-	-	-	0.45
Burkina Faso	-	-	-	-	39.70
Burundi	1.36	2.48	-	5.14	-
Cabo Verde	0.47	-	-	2.45	19.89
Cambodia	1.18	7.27	-	1,837.48	8.30
Cameroon	6.03	-	-	-	0.36
Canada	69.76	-	-	2,775.62	4.53
Central African Republic	17.31	-	-	922.37	-
Chad	31.06	-	-	0.23	14.79
Chile	-	-	-	-	-
China	4,791.90	87.78	13.68	10,723.92	0.37
Colombia	283.72	-	-	114.66	3,271.63
Comoros	-	-	-	4.05	-
Congo	1.05	-	-	-	-
Costa Rica	-	-	-	765.66	-
Côte d'Ivoire	1,248.04	-	19.75	17.45	9.45
Croatia	-	-	-	-	-
Cuba	11.87	-	-	0.00	-
Cyprus	-	1.98	-	0.31	-
Czechia	85.04	127.27	-	196.66	0.33
Democratic People's Republic of Korea	-	-	-	-	-
Democratic Republic of the Congo	60.58	-	-	137.55	-
Denmark	434.17	175.52	577.15	22,093.57	98.09
Djibouti	69.41	-	-	8.79	-
Dominica	-	-	-	-	-
Dominican Republic	32.77	-	-	206.02	14.84
Ecuador	3.40	-	-	-	113.37
Egypt	189.08	4.02	-	49.20	805.07
El Salvador	-	-	-	3,745.49	216.34
Equatorial Guinea	-	-	-	-	-
Eritrea	-	-	-	-	-
Estonia	63.27	-	-	-	-
Eswatini	29.34	-	-	-	0.84
Ethiopia	269.95	-	-	70.05	19.81
Fiji	-	6.46	-	-	-
Finland	750.00	204.07	-	-	2.32
France	55.86	607.12	171.64	77,378.28	51.67
Gabon	25.46	-	-	-	-
Gambia	2.63	-	-	31.39	-
Georgia	1.67	-	-	30.82	1.41
Germany	1,005.17	276.45	178.48	18,222.73	93.58
Ghana	78.57	-	-	262.57	79.88
Greece	-	-	-	-	-
Grenada	-	-	-	-	-
Guatemala	11.72	-	-	26,963.09	60.12
Guinea	26.92	6.45	-	59.09	-
Guinea-Bissau	-	15.30	-	56.56	4.97
Guyana	-	-	-	-	6.16
Haiti	-	-	-	1,486.90	-
Honduras	-	-	-	30,010.68	4.12

Vendor Country	Procurement of goods by UN organization (Thousand USD)				
	UNIDO	UNOG	UNON	UNOPS	UNOV
Hungary	-	-	-	-	13.51
Iceland	-	-	-	-	-
India	238.11	-	19.71	11,882.56	19.58
Indonesia	416.23	-	-	39.10	43.95
Iran (Islamic Republic of)	65.44	-	-	-	755.71
Iraq	195.54	-	-	3,844.47	-
Ireland	-	920.85	-	262.63	-
Israel	-	32.74	-	1,981.12	184.34
Italy	2,585.89	1,401.95	-	1,157.51	26.91
Jamaica	-	-	-	-	-
Japan	32.16	93.33	29.77	47,911.19	55.04
Jordan	948.39	17.02	-	5,482.78	207.61
Kazakhstan	-	2.31	-	-	143.20
Kenya	42.29	9.32	1,397.91	1,252.38	930.24
Kiribati	-	-	-	-	-
Kuwait	-	-	-	4.62	-
Kyrgyzstan	113.95	-	-	0.03	397.65
Lao People's Democratic Republic	1.65	-	-	1.50	353.78
Latvia	-	-	-	-	9.90
Lebanon	1,148.48	24.64	-	634.14	137.23
Lesotho	-	-	-	2.28	-
Liberia	26.95	-	-	126.18	38.70
Libya	-	-	-	-	-
Liechtenstein	-	-	-	-	-
Lithuania	-	7.38	-	-	-
Luxembourg	-	-	-	-	-
Madagascar	11.58	-	-	-	-
Malawi	17.21	-	-	-	55.32
Malaysia	22.99	-	-	2.10	-
Maldives	-	-	-	0.45	-
Mali	7.88	-	-	503.41	33.71
Malta	-	-	-	-	-
Marshall Islands	-	-	-	-	-
Mauritania	-	-	-	-	14.48
Mauritius	2.24	-	-	-	-
Mexico	13.57	4.00	-	56.83	414.94
Micronesia (Federated States of)	-	-	-	-	-
Monaco	-	-	-	-	-
Mongolia	9.68	-	-	-	-
Montenegro	2.78	-	-	-	-
Morocco	236.67	-	-	-	5.17
Mozambique	2.62	-	-	-	20.49
Myanmar	140.71	-	-	20,852.96	706.50
Namibia	-	-	-	-	38.36
Nauru	-	-	-	-	-
Nepal	-	-	-	159.73	8.08
Netherlands	6,371.09	226.82	44.09	24,537.12	55.16
New Zealand	-	-	-	15.65	-
Nicaragua	41.38	-	-	3.56	-
Niger	-	4.86	-	207.83	88.76
Nigeria	169.74	66.21	-	75.72	950.67
Norway	-	104.04	-	5.89	-
Oman	-	-	-	-	-
Pakistan	17.09	0.09	-	1,043.95	1,593.87
Palau	-	-	-	-	-
Panama	4.46	-	-	84.41	301.74
Papua New Guinea	-	-	-	-	-
Paraguay	-	-	-	40.04	-
Peru	12.71	-	-	69.94	94.08
Philippines	58.39	-	-	170.73	4.03
Poland	-	-	-	-	-
Portugal	20.56	-	-	933.80	0.69
Qatar	-	-	-	-	-
Republic of Korea	52.44	12.14	-	1,302.10	-
Republic of Moldova	-	-	-	1.47	1.06
Romania	-	-	-	-	-
Russian Federation	-	43.76	-	-	-
Rwanda	20.71	-	-	0.63	-
Saint Kitts and Nevis	-	-	-	-	-
Saint Lucia	-	-	-	6.82	-
Saint Vincent and the Grenadines	-	-	-	3.36	-
Samoa	-	-	-	-	-
San Marino	-	-	-	-	-
Sao Tome and Principe	3.35	-	-	-	-
Saudi Arabia	-	-	-	174.15	-

Vendor Country	Procurement of goods by UN organization (Thousand USD)				
	UNIDO	UNOG	UNON	UNOPS	UNOV
Senegal	38.57	-	-	164.75	232.57
Serbia	-	-	-	1,524.29	1.15
Seychelles	-	-	-	-	-
Sierra Leone	14.80	-	-	719.99	70.41
Singapore	-	-	-	231.45	4.14
Slovakia	7.18	-	-	-	11.68
Slovenia	344.81	-	-	-	28.40
Solomon Islands	-	-	-	0.91	-
Somalia	393.04	-	-	834.78	183.59
South Africa	535.94	-	-	7,157.89	120.37
South Sudan	74.92	-	2.87	3,836.66	-
Spain	252.87	6.30	-	879.35	-
Sri Lanka	5.60	-	7.58	348.68	222.62
Sudan	26.06	-	2.13	282.19	0.99
Suriname	-	-	-	-	9.65
Sweden	-	83.88	-	245.55	1.68
Switzerland	120.61	7,237.85	-	249.32	126.42
Syrian Arab Republic	-	-	-	6.61	-
Tajikistan	7.44	-	-	-	133.79
Thailand	14.86	9.21	-	1,828.22	43.16
The former Yugoslav Republic of Macedonia	40.14	-	-	0.61	0.26
Timor-Leste	-	-	-	-	-
Togo	14.37	-	-	-	1.38
Tonga	-	-	-	-	-
Trinidad and Tobago	-	-	-	-	-
Tunisia	147.98	4.07	-	936.72	1,005.89
Turkey	299.79	3.49	-	170.94	-
Turkmenistan	-	-	-	0.01	3.14
Tuvalu	-	-	-	-	-
Uganda	270.68	-	-	311.56	-
Ukraine	111.31	-	-	1,239.45	-
United Arab Emirates	39.88	226.70	96.80	7,264.54	166.06
United Kingdom of Great Britain and Northern Ireland	538.13	1,038.54	57.61	5,323.21	1,041.65
United Republic of Tanzania	65.71	-	-	36.89	30.59
United States of America	999.68	2,249.06	1,358.28	12,704.81	2,179.82
Uruguay	62.52	-	-	1,318.57	-
Uzbekistan	-	-	-	-	44.65
Vanuatu	-	-	-	-	-
Venezuela (Bolivarian Republic of)	25.23	-	-	-	-
Viet Nam	166.28	-	-	-	200.19
Yemen	-	22.40	-	49.39	-
Zambia	19.73	-	-	12.68	33.43
Zimbabwe	-	-	-	2.60	10.91
Subtotal:	**32,289.20**	**15,543.19**	**4,284.96**	**561,877.73**	**20,506.93**
Other countries in:					
Africa	-	-	-	-	1.49
Arab Countries*	-	4.06	-	144.53	18.75
Asia	-	-	-	-	-
Europe	209.47	948.92	33.94	32,833.17	-
Latin America and the Caribbean	-	-	-	-	-
Northern America	-	-	-	-	-
Oceania	-	-	-	8.69	-
Unspecified	-	-	-	-	-
Grand total:	**32,498.68**	**16,496.17**	**4,318.89**	**594,864.11**	**20,527.17**
Procurement of goods in					
Developed regions	18,278.44	15,912.13	2,450.95	254,473.04	5,057.59
% of organization's total	56.24%	96.46%	56.75%	42.78%	24.64%
Developing regions & economies in transition	12,552.37	525.29	1,615.43	306,079.05	12,958.78
% of organization's total	38.62%	3.18%	37.40%	51.45%	63.13%
LDC regions	1,667.86	58.75	252.52	34,312.03	2,510.79
% of organization's total	5.13%	0.36%	5.85%	5.77%	12.23%
Not explicitly classified	-	-	-	-	-
% of organization's total	0.00%	0.00%	0.00%	0.00%	0.00%

* Procurement from the State of Palestine

Vendor Country	Procurement of goods by UN organization (Thousand USD)				
	UNPD	UNRWA	UNU	UNV	UNWTO
Afghanistan	5,893.60	-	-	-	-
Albania	-	-	-	-	-
Algeria	211.53	-	-	-	-
Andorra	-	-	-	-	-
Angola	-	-	-	-	-
Antigua and Barbuda	-	-	-	-	-
Argentina	15.18	-	1.61	-	-
Armenia	-	-	-	-	-
Australia	3,498.24	950.65	-	-	-
Austria	1,738.66	890.57	1.40	-	-
Azerbaijan	-	-	-	-	-
Bahamas	-	-	-	-	-
Bahrain	-	-	-	-	-
Bangladesh	1.20	163.60	-	-	-
Barbados	-	-	-	-	-
Belarus	-	-	-	-	-
Belgium	718.47	307.92	-	-	-
Belize	1,075.80	-	-	-	-
Benin	3.51	-	-	-	-
Bhutan	-	-	-	-	-
Bolivia (Plurinational State of)	14.30	-	-	-	-
Bosnia and Herzegovina	-	-	-	-	-
Botswana	-	-	-	-	-
Brazil	22.02	-	-	-	-
Brunei Darussalam	-	-	-	-	-
Bulgaria	-	1,458.03	-	-	-
Burkina Faso	-	-	-	-	-
Burundi	46.73	-	-	-	-
Cabo Verde	-	-	-	-	-
Cambodia	-	-	-	-	-
Cameroon	9.31	-	-	-	-
Canada	10,316.03	5,197.03	11.22	-	-
Central African Republic	676.56	-	-	-	-
Chad	102.53	-	-	-	-
Chile	-	-	-	-	-
China	30,378.59	42.55	10.74	-	-
Colombia	931.52	-	-	-	-
Comoros	-	-	-	-	-
Congo	11.13	-	-	-	-
Costa Rica	-	-	-	-	-
Côte d'Ivoire	56.01	-	-	-	-
Croatia	-	-	-	-	-
Cuba	-	-	-	-	-
Cyprus	1,175.69	1,184.64	-	-	-
Czechia	11,479.19	-	0.13	-	-
Democratic People's Republic of Korea	-	-	-	-	-
Democratic Republic of the Congo	7,466.68	-	-	-	-
Denmark	39,487.73	1,967.70	94.23	52.70	-
Djibouti	-	19.80	-	-	-
Dominica	-	-	-	-	-
Dominican Republic	153.28	-	-	-	-
Ecuador	-	-	-	-	-
Egypt	15.81	-	-	-	-
El Salvador	-	-	-	-	-
Equatorial Guinea	-	-	-	-	-
Eritrea	6.13	-	-	-	-
Estonia	31.03	-	-	-	-
Eswatini	-	-	-	-	-
Ethiopia	32.76	-	-	-	-
Fiji	4.01	-	-	-	-
Finland	46.75	-	14.73	-	-
France	13,160.34	65.45	-	-	-
Gabon	49.06	-	-	-	-
Gambia	-	-	-	-	-
Georgia	1.62	-	-	-	-
Germany	6,178.22	709.94	136.82	707.12	1.03
Ghana	-	-	-	-	-
Greece	-	-	-	-	-
Grenada	-	-	-	-	-
Guatemala	3.04	-	-	-	-
Guinea	-	-	-	-	-
Guinea-Bissau	257.63	-	-	-	-
Guyana	-	-	-	-	-
Haiti	363.40	-	-	-	-
Honduras	-	-	-	-	-

Vendor Country	Procurement of goods by UN organization (Thousand USD)				
	UNPD	UNRWA	UNU	UNV	UNWTO
Hungary	-	-	-	-	-
Iceland	-	-	-	-	-
India	1,813.44	3,316.70	-	-	-
Indonesia	1.71	-	-	-	-
Iran (Islamic Republic of)	-	-	-	-	-
Iraq	2,763.12	-	-	-	-
Ireland	320.90	7.07	1.23	-	-
Israel	5,427.79	9,388.23	-	-	-
Italy	21,160.41	735.90	-	2.34	-
Jamaica	-	-	-	-	-
Japan	8,695.71	-	176.31	-	4.55
Jordan	325.60	17,916.50	-	-	-
Kazakhstan	2.77	-	-	-	-
Kenya	53,545.08	-	-	-	-
Kiribati	-	-	-	-	-
Kuwait	17,366.75	24.45	-	-	-
Kyrgyzstan	-	-	-	-	-
Lao People's Democratic Republic	-	-	-	-	-
Latvia	0.59	-	-	-	-
Lebanon	14,378.38	7,518.98	-	-	-
Lesotho	-	-	-	-	-
Liberia	1,280.88	-	-	-	-
Libya	11.92	-	-	-	-
Liechtenstein	-	-	-	-	-
Lithuania	-	-	-	-	-
Luxembourg	-	-	12.00	-	-
Madagascar	-	-	-	-	-
Malawi	-	-	-	-	-
Malaysia	-	-	26.15	-	-
Maldives	-	-	-	-	-
Mali	4,502.60	-	-	-	-
Malta	-	-	-	-	-
Marshall Islands	-	-	-	-	-
Mauritania	2.00	-	-	-	-
Mauritius	8.37	-	-	-	-
Mexico	15.42	-	-	-	-
Micronesia (Federated States of)	-	-	-	-	-
Monaco	-	-	-	-	-
Mongolia	-	-	-	-	-
Montenegro	-	-	-	-	-
Morocco	3,046.53	-	-	-	-
Mozambique	-	-	-	-	-
Myanmar	-	-	-	-	-
Namibia	-	-	-	-	-
Nauru	-	-	-	-	-
Nepal	33.50	-	-	-	-
Netherlands	9,072.21	4,976.27	134.05	4.40	-
New Zealand	25.69	-	-	-	-
Nicaragua	-	-	-	-	-
Niger	17.20	-	-	-	-
Nigeria	240.04	-	-	-	-
Norway	11.68	10.69	-	-	-
Oman	-	770.70	-	-	-
Pakistan	673.44	2,843.22	-	-	-
Palau	-	-	-	-	-
Panama	134,609.63	-	-	-	-
Papua New Guinea	-	-	-	-	-
Paraguay	-	-	-	-	-
Peru	155.60	-	-	7.00	-
Philippines	13.49	-	-	-	-
Poland	6.87	0.41	-	-	-
Portugal	-	-	4.44	-	-
Qatar	-	-	-	-	-
Republic of Korea	203.81	48.81	-	-	-
Republic of Moldova	-	-	-	-	-
Romania	8.82	-	-	-	-
Russian Federation	27.07	-	-	-	-
Rwanda	579.74	-	-	-	-
Saint Kitts and Nevis	-	-	-	-	-
Saint Lucia	-	-	-	-	-
Saint Vincent and the Grenadines	-	-	-	-	-
Samoa	-	-	-	-	-
San Marino	6.34	-	-	-	-
Sao Tome and Principe	-	-	-	-	-
Saudi Arabia	9.33	-	-	-	-

Vendor Country	Procurement of goods by UN organization (Thousand USD)				
	UNPD	UNRWA	UNU	UNV	UNWTO
Senegal	47.87	-	-	-	-
Serbia	18.48	-	-	-	-
Seychelles	-	-	-	-	-
Sierra Leone	-	-	-	-	-
Singapore	-	13.08	15.75	-	-
Slovakia	128.09	-	-	-	-
Slovenia	-	-	-	-	-
Solomon Islands	-	-	-	-	-
Somalia	531.18	-	-	-	-
South Africa	784.32	-	-	-	-
South Sudan	5,732.89	-	-	-	-
Spain	1,948.46	12.56	6.56	-	226.90
Sri Lanka	-	-	-	-	-
Sudan	79,085.05	-	-	-	-
Suriname	-	-	-	-	-
Sweden	2,923.50	-	-	-	-
Switzerland	13,927.67	-	-	-	-
Syrian Arab Republic	408.86	12,542.97	-	-	-
Tajikistan	0.36	-	-	-	-
Thailand	30.97	-	-	-	-
The former Yugoslav Republic of Macedonia	1.75	-	-	-	-
Timor-Leste	-	-	-	-	-
Togo	9.78	-	-	-	-
Tonga	-	-	-	-	-
Trinidad and Tobago	-	-	-	-	-
Tunisia	157.81	-	-	-	-
Turkey	217.84	23,126.19	-	-	-
Turkmenistan	17.21	-	-	-	-
Tuvalu	-	-	-	-	-
Uganda	2,904.31	-	0.78	-	-
Ukraine	78.66	-	-	-	-
United Arab Emirates	489,947.86	4,119.25	-	-	-
United Kingdom of Great Britain and Northern Ireland	38,616.42	827.40	11.56	1.64	0.66
United Republic of Tanzania	1.04	-	-	-	-
United States of America	68,836.02	27.66	101.23	-	6.93
Uruguay	-	-	-	-	-
Uzbekistan	-	-	-	-	-
Vanuatu	-	-	-	-	-
Venezuela (Bolivarian Republic of)	-	-	-	-	-
Viet Nam	-	-	0.85	-	-
Yemen	3.52	-	-	-	-
Zambia	-	-	-	-	-
Zimbabwe	-	-	-	-	-
Subtotal:	**1,122,357.63**	**101,184.93**	**761.79**	**775.20**	**240.08**
Other countries in:					
Africa	19.18	-	-	-	-
Arab Countries*	352.55	37,747.04	-	-	-
Asia	-	-	-	-	-
Europe	285.64	-	-	-	-
Latin America and the Caribbean	-	-	-	-	-
Northern America	-	-	-	-	-
Oceania	0.12	-	-	-	-
Unspecified	7.33	-	-	-	-
Grand total:	**1,123,022.45**	**138,931.98**	**761.79**	**775.20**	**240.08**
Procurement of goods in					
Developed regions	258,947.53	28,718.14	705.90	768.20	240.08
% of organization's total	23.06%	20.67%	92.66%	99.10%	100.00%
Developing regions & economies in transition	754,485.32	110,030.45	55.11	7.00	-
% of organization's total	67.18%	79.20%	7.23%	0.90%	0.00%
LDC regions	109,582.28	183.39	0.78	-	-
% of organization's total	9.76%	0.13%	0.10%	0.00%	0.00%
Not explicitly classified	7.33	-	-	-	-
% of organization's total	0.00%	0.00%	0.00%	0.00%	0.00%

* Procurement from the State of Palestine

Vendor Country	Procurement of goods by UN organization (Thousand USD)				
	UPU	WFP	WHO	WIPO	WMO
Afghanistan	-	15,740.63	3,531.50	-	-
Albania	-	-	25.93	-	-
Algeria	-	5,433.77	15.78	-	-
Andorra	-	-	-	-	-
Angola	-	6.70	43.68	-	-
Antigua and Barbuda	-	56.17	-	-	-
Argentina	-	1,372.51	-	-	-
Armenia	-	1,723.17	72.78	-	-
Australia	-	1,225.48	345.66	-	-
Austria	-	97.43	2,593.53	-	-
Azerbaijan	-	-	31.72	-	-
Bahamas	-	-	-	-	-
Bahrain	-	-	-	-	-
Bangladesh	-	7,616.34	1,146.30	7.80	-
Barbados	-	-	6.45	-	-
Belarus	-	-	28.68	-	-
Belgium	-	55,686.92	766.92	-	0.66
Belize	-	-	-	-	-
Benin	-	2,906.24	153.05	-	-
Bhutan	-	318.81	161.42	-	-
Bolivia (Plurinational State of)	-	727.98	-	-	-
Bosnia and Herzegovina	-	-	23.33	-	-
Botswana	-	-	125.76	-	-
Brazil	-	5.10	-	-	-
Brunei Darussalam	-	-	-	-	-
Bulgaria	-	-	35.42	-	-
Burkina Faso	-	3,115.58	180.31	-	-
Burundi	-	5,644.58	34.06	-	-
Cabo Verde	-	-	6.51	-	-
Cambodia	-	238.47	358.43	1.47	-
Cameroon	-	13,304.07	470.55	-	-
Canada	-	6,482.69	375.68	-	-
Central African Republic	-	3,182.40	229.42	-	-
Chad	-	6,591.32	198.67	-	-
Chile	-	-	-	-	-
China	0.94	7,496.66	6,642.15	-	-
Colombia	-	3,789.23	-	-	-
Comoros	-	-	-	-	-
Congo	-	1,017.43	1,065.55	-	-
Costa Rica	-	-	-	-	-
Côte d'Ivoire	-	900.24	261.33	-	6.73
Croatia	-	-	2.81	-	0.60
Cuba	-	131.42	-	-	-
Cyprus	-	-	1,119.63	-	-
Czechia	-	-	104.57	-	-
Democratic People's Republic of Korea	-	143.84	93.36	-	-
Democratic Republic of the Congo	-	22,815.09	291.06	-	-
Denmark	-	14,489.67	29,932.07	695.52	-
Djibouti	-	1,065.80	0.77	-	-
Dominica	-	-	-	-	-
Dominican Republic	-	437.43	-	-	-
Ecuador	-	461.80	-	20.96	-
Egypt	-	20,496.31	3,552.83	-	-
El Salvador	-	456.55	-	-	-
Equatorial Guinea	-	-	45.04	-	-
Eritrea	-	3.12	5.75	-	-
Estonia	-	-	9.30	-	-
Eswatini	-	84.79	95.15	-	-
Ethiopia	-	58,373.26	240.92	-	0.46
Fiji	-	12.23	382.06	-	-
Finland	-	107.15	-	-	679.96
France	13.27	88,103.34	5,029.49	221.98	7.49
Gabon	-	-	116.73	-	-
Gambia	-	1,390.62	12.62	-	-
Georgia	-	66.88	29.99	-	-
Germany	2.96	5,718.07	7,099.87	15.61	64.58
Ghana	-	474.40	320.10	-	-
Greece	-	-	15.58	-	-
Grenada	-	-	-	-	-
Guatemala	-	2,198.90	-	-	-
Guinea	-	1,305.91	399.61	-	4.73
Guinea-Bissau	-	66.20	137.03	-	-
Guyana	-	-	-	-	-
Haiti	-	4,720.80	-	-	-
Honduras	-	6,832.21	-	-	-

Vendor Country	Procurement of goods by UN organization (Thousand USD)				
	UPU	WFP	WHO	WIPO	WMO
Hungary	-	10.07	362.11	10.60	-
Iceland	-	-	-	-	-
India	-	14,235.91	14,728.39	24.15	-
Indonesia	-	3,094.17	623.39	-	-
Iran (Islamic Republic of)	-	2,217.46	79.43	-	-
Iraq	-	6,444.52	9,016.13	-	-
Ireland	-	5,229.77	101.60	-	7.61
Israel	-	34.58	120.42	-	-
Italy	-	83,300.36	940.02	32.81	161.58
Jamaica	-	-	-	-	-
Japan	-	16,503.67	4,120.63	13.62	9.58
Jordan	-	30,237.31	4,110.72	-	-
Kazakhstan	-	-	82.28	-	-
Kenya	-	33,707.56	981.49	-	-
Kiribati	-	-	0.93	-	-
Kuwait	-	-	-	-	-
Kyrgyzstan	-	1,245.63	103.05	-	-
Lao People's Democratic Republic	-	569.94	544.94	-	-
Latvia	-	-	1.43	-	-
Lebanon	-	1,547.55	543.03	-	-
Lesotho	-	1,420.15	30.42	-	-
Liberia	-	1,610.89	132.39	-	-
Libya	-	-	5.00	-	-
Liechtenstein	-	-	-	-	-
Lithuania	-	312.74	-	-	-
Luxembourg	-	-	251.71	2.03	-
Madagascar	-	4,495.47	385.40	-	-
Malawi	-	9,180.06	41.95	-	-
Malaysia	-	24,387.69	1,135.34	-	-
Maldives	-	-	41.13	-	-
Mali	-	6,032.65	208.33	-	-
Malta	-	-	82.89	-	-
Marshall Islands	-	-	-	-	-
Mauritania	-	2,451.34	718.42	-	-
Mauritius	-	746.58	214.56	-	-
Mexico	-	12,162.33	13.37	-	-
Micronesia (Federated States of)	-	-	90.14	-	-
Monaco	-	-	-	-	-
Mongolia	-	-	353.46	-	14.63
Montenegro	-	-	1.77	-	-
Morocco	-	-	214.54	-	-
Mozambique	-	6,032.46	399.72	-	-
Myanmar	-	13,574.94	1,060.12	-	-
Namibia	-	95.88	12.15	-	-
Nauru	-	-	-	-	-
Nepal	-	4,039.03	192.19	-	-
Netherlands	-	48,786.53	44,585.84	124.21	8.40
New Zealand	-	73.38	46.13	-	-
Nicaragua	-	1,556.42	-	-	-
Niger	-	24,511.49	108.46	-	-
Nigeria	-	87,302.53	7,072.60	-	-
Norway	-	670.92	940.45	-	-
Oman	-	3,353.78	511.74	-	-
Pakistan	-	38,563.70	3,568.35	-	-
Palau	-	-	49.39	-	-
Panama	-	258.88	-	-	-
Papua New Guinea	-	-	128.84	-	-
Paraguay	-	295.60	-	-	-
Peru	-	395.32	-	-	-
Philippines	-	2,274.94	1,758.02	-	-
Poland	-	-	1.44	-	-
Portugal	-	0.41	51.12	4.04	-
Qatar	-	-	-	-	-
Republic of Korea	-	-	585.83	-	-
Republic of Moldova	-	-	4.39	-	-
Romania	-	1,789.50	23.75	-	-
Russian Federation	-	20,056.46	221.00	-	-
Rwanda	-	44,708.27	25.86	-	-
Saint Kitts and Nevis	-	-	-	-	-
Saint Lucia	-	-	-	-	-
Saint Vincent and the Grenadines	-	-	-	-	-
Samoa	-	-	31.63	-	-
San Marino	-	-	-	-	-
Sao Tome and Principe	-	-	94.21	-	-
Saudi Arabia	-	-	1.23	-	-

Vendor Country	Procurement of goods by UN organization (Thousand USD)				
	UPU	WFP	WHO	WIPO	WMO
Senegal	-	528.71	71.93	-	-
Serbia	-	-	18.70	-	-
Seychelles	-	-	-	-	-
Sierra Leone	-	868.00	600.34	-	-
Singapore	-	97,827.69	7,652.63	-	-
Slovakia	-	-	0.75	-	54.65
Slovenia	-	-	-	-	-
Solomon Islands	-	-	311.06	-	-
Somalia	-	1,378.45	233.89	-	-
South Africa	-	48,429.40	664.97	-	15.85
South Sudan	-	28,123.45	425.83	-	-
Spain	2.64	13,557.65	545.83	-	-
Sri Lanka	-	669.25	858.98	18.71	-
Sudan	-	59,594.54	1,086.85	-	-
Suriname	-	-	-	-	-
Sweden	-	-	266.92	-	-
Switzerland	1,046.45	36,669.34	5,907.02	4,857.81	256.75
Syrian Arab Republic	-	12,816.90	2,938.85	-	-
Tajikistan	-	542.09	66.12	-	-
Thailand	-	66.95	85.18	-	-
The former Yugoslav Republic of Macedonia	-	-	13.99	-	-
Timor-Leste	-	537.00	295.84	-	-
Togo	-	8.24	34.08	-	-
Tonga	-	-	72.45	-	-
Trinidad and Tobago	-	-	-	-	-
Tunisia	-	389.78	398.71	-	-
Turkey	-	241,753.72	255.23	-	-
Turkmenistan	-	-	2.86	-	-
Tuvalu	-	-	-	-	-
Uganda	-	35,806.52	98.08	-	-
Ukraine	-	9,651.03	27.16	-	-
United Arab Emirates	-	46,652.60	6,159.42	-	-
United Kingdom of Great Britain and Northern Ireland	4.78	34,877.22	10,487.18	187.64	-
United Republic of Tanzania	-	6,070.82	146.62	-	-
United States of America	1.60	12,051.68	4,558.04	200.61	83.93
Uruguay	-	330.43	-	-	-
Uzbekistan	-	-	1.53	-	-
Vanuatu	-	-	40.57	-	-
Venezuela (Bolivarian Republic of)	-	-	-	-	-
Viet Nam	-	8,844.73	551.82	-	-
Yemen	-	32,198.42	4,782.10	-	-
Zambia	-	21,138.48	70.38	-	-
Zimbabwe	-	858.56	229.43	-	-
Subtotal:	**1,072.64**	**1,686,396.15**	**219,783.41**	**6,439.57**	**1,378.21**
Other countries in:					
Africa	-	-	-	-	-
Arab Countries*	-	7,087.29	2,028.95	-	-
Asia	-	-	-	-	-
Europe	-	36.84	1,468.78	-	-
Latin America and the Caribbean	-	0.83	-	-	-
Northern America	-	-	-	-	-
Oceania	-	-	10.74	-	-
Unspecified	-	0.70	-	-	-
Grand total:	**1,072.64**	**1,693,521.81**	**223,291.89**	**6,439.57**	**1,378.21**
Procurement of goods in					
Developed regions	1,071.70	425,815.40	122,294.57	6,366.47	1,335.81
% of organization's total	99.91%	25.14%	54.77%	98.86%	96.92%
Developing regions & economies in transition	0.94	827,724.55	81,731.84	63.82	37.21
% of organization's total	0.09%	48.88%	36.60%	0.99%	2.70%
LDC regions	-	439,981.17	19,265.47	9.27	5.19
% of organization's total	0.00%	25.98%	8.63%	0.14%	0.38%
Not explicitly classified	-	0.70	-	-	-
% of organization's total	0.00%	0.00%	0.00%	0.00%	0.00%

* Procurement from the State of Palestine

Vendor Country	Procurement of goods by UN organization (Thousand USD)	
	Total	% of total
Afghanistan	54,647.49	0.62%
Albania	769.10	0.01%
Algeria	7,070.60	0.08%
Andorra	-	0.00%
Angola	4,545.03	0.05%
Antigua and Barbuda	306.70	0.00%
Argentina	191,406.65	2.18%
Armenia	3,797.88	0.04%
Australia	11,267.53	0.13%
Austria	73,632.66	0.84%
Azerbaijan	2,044.83	0.02%
Bahamas	66.95	0.00%
Bahrain	85.05	0.00%
Bangladesh	30,782.16	0.35%
Barbados	1,641.84	0.02%
Belarus	1,090.18	0.01%
Belgium	660,393.45	7.51%
Belize	1,385.55	0.02%
Benin	4,718.15	0.05%
Bhutan	689.41	0.01%
Bolivia (Plurinational State of)	3,099.46	0.04%
Bosnia and Herzegovina	3,862.58	0.04%
Botswana	1,568.90	0.02%
Brazil	4,989.96	0.06%
Brunei Darussalam	20.03	0.00%
Bulgaria	1,743.41	0.02%
Burkina Faso	10,168.96	0.12%
Burundi	11,019.71	0.13%
Cabo Verde	305.12	0.00%
Cambodia	3,639.34	0.04%
Cameroon	21,783.33	0.25%
Canada	37,953.03	0.43%
Central African Republic	15,877.85	0.18%
Chad	17,004.53	0.19%
Chile	2,709.71	0.03%
China	154,800.72	1.76%
Colombia	17,622.63	0.20%
Comoros	186.67	0.00%
Congo	7,465.80	0.08%
Costa Rica	1,678.81	0.02%
Côte d'Ivoire	7,960.23	0.09%
Croatia	415.31	0.00%
Cuba	774.61	0.01%
Cyprus	13,080.99	0.15%
Czechia	19,087.62	0.22%
Democratic People's Republic of Korea	2,177.57	0.02%
Democratic Republic of the Congo	40,284.13	0.46%
Denmark	259,981.53	2.96%
Djibouti	3,281.51	0.04%
Dominica	12.26	0.00%
Dominican Republic	3,498.98	0.04%
Ecuador	2,801.37	0.03%
Egypt	29,015.00	0.33%
El Salvador	7,164.56	0.08%
Equatorial Guinea	633.12	0.01%
Eritrea	854.85	0.01%
Estonia	103.60	0.00%
Eswatini	5,935.96	0.07%
Ethiopia	87,641.86	1.00%
Fiji	2,143.15	0.02%
Finland	6,078.54	0.07%
France	511,707.78	5.82%
Gabon	681.21	0.01%
Gambia	3,041.45	0.03%
Georgia	1,521.80	0.02%
Germany	165,414.59	1.88%
Ghana	3,348.55	0.04%
Greece	7,737.01	0.09%
Grenada	30.34	0.00%
Guatemala	33,459.27	0.38%
Guinea	4,136.43	0.05%
Guinea-Bissau	2,136.05	0.02%
Guyana	337.28	0.00%
Haiti	15,523.39	0.18%
Honduras	42,144.33	0.48%

Vendor Country	Total	% of total
Hungary	17,176.30	0.20%
Iceland	21.28	0.00%
India	741,738.86	8.43%
Indonesia	37,142.06	0.42%
Iran (Islamic Republic of)	4,741.30	0.05%
Iraq	81,142.60	0.92%
Ireland	41,797.37	0.48%
Israel	20,057.14	0.23%
Italy	135,204.55	1.54%
Jamaica	356.43	0.00%
Japan	130,087.56	1.48%
Jordan	83,121.01	0.94%
Kazakhstan	3,133.57	0.04%
Kenya	169,783.38	1.93%
Kiribati	34.57	0.00%
Kuwait	21,520.48	0.24%
Kyrgyzstan	3,607.23	0.04%
Lao People's Democratic Republic	2,804.56	0.03%
Latvia	8,955.37	0.10%
Lebanon	92,162.51	1.05%
Lesotho	2,318.27	0.03%
Liberia	8,583.91	0.10%
Libya	5,789.66	0.07%
Liechtenstein	6.64	0.00%
Lithuania	373.29	0.00%
Luxembourg	47,612.12	0.54%
Madagascar	21,346.40	0.24%
Malawi	19,245.56	0.22%
Malaysia	36,774.21	0.42%
Maldives	386.64	0.00%
Mali	19,176.80	0.22%
Malta	462.95	0.01%
Marshall Islands	49.54	0.00%
Mauritania	5,106.79	0.06%
Mauritius	1,653.79	0.02%
Mexico	17,273.12	0.20%
Micronesia (Federated States of)	178.10	0.00%
Monaco	48.31	0.00%
Mongolia	1,202.87	0.01%
Montenegro	340.70	0.00%
Morocco	4,589.13	0.05%
Mozambique	13,904.89	0.16%
Myanmar	44,628.59	0.51%
Namibia	2,062.95	0.02%
Nauru	-	0.00%
Nepal	10,073.61	0.11%
Netherlands	388,699.31	4.42%
New Zealand	401.96	0.00%
Nicaragua	2,648.72	0.03%
Niger	42,070.35	0.48%
Nigeria	124,468.37	1.41%
Norway	30,712.16	0.35%
Oman	4,649.61	0.05%
Pakistan	65,305.11	0.74%
Palau	52.82	0.00%
Panama	150,637.61	1.71%
Papua New Guinea	900.00	0.01%
Paraguay	2,062.50	0.02%
Peru	11,706.09	0.13%
Philippines	34,285.79	0.39%
Poland	546.48	0.01%
Portugal	1,640.51	0.02%
Qatar	257.19	0.00%
Republic of Korea	176,739.73	2.01%
Republic of Moldova	2,962.25	0.03%
Romania	4,336.00	0.05%
Russian Federation	53,949.56	0.61%
Rwanda	49,074.77	0.56%
Saint Kitts and Nevis	31.66	0.00%
Saint Lucia	377.32	0.00%
Saint Vincent and the Grenadines	103.16	0.00%
Samoa	426.81	0.00%
San Marino	6.34	0.00%
Sao Tome and Principe	234.87	0.00%
Saudi Arabia	6,557.78	0.07%

Vendor Country	Total	% of total
Senegal	**17,379.80**	0.20%
Serbia	**3,696.89**	0.04%
Seychelles	**535.52**	0.01%
Sierra Leone	**6,135.62**	0.07%
Singapore	**121,373.36**	1.38%
Slovakia	**2,313.76**	0.03%
Slovenia	**1,521.00**	0.02%
Solomon Islands	**728.26**	0.01%
Somalia	**9,474.55**	0.11%
South Africa	**101,606.84**	1.16%
South Sudan	**53,589.52**	0.61%
Spain	**33,377.73**	0.38%
Sri Lanka	**7,585.31**	0.09%
Sudan	**175,860.11**	2.00%
Suriname	**597.27**	0.01%
Sweden	**12,689.30**	0.14%
Switzerland	**142,918.03**	1.62%
Syrian Arab Republic	**79,303.72**	0.90%
Tajikistan	**4,517.18**	0.05%
Thailand	**11,565.46**	0.13%
The former Yugoslav Republic of Macedonia	**1,900.28**	0.02%
Timor-Leste	**2,741.64**	0.03%
Togo	**3,603.34**	0.04%
Tonga	**208.22**	0.00%
Trinidad and Tobago	**1,499.06**	0.02%
Tunisia	**6,427.02**	0.07%
Turkey	**337,185.89**	3.83%
Turkmenistan	**434.55**	0.00%
Tuvalu	**7.38**	0.00%
Uganda	**64,471.62**	0.73%
Ukraine	**49,178.65**	0.56%
United Arab Emirates	**635,706.95**	7.23%
United Kingdom of Great Britain and Northern Ireland	**156,806.75**	1.78%
United Republic of Tanzania	**16,872.59**	0.19%
United States of America	**587,158.22**	6.68%
Uruguay	**2,552.58**	0.03%
Uzbekistan	**1,635.63**	0.02%
Vanuatu	**143.10**	0.00%
Venezuela (Bolivarian Republic of)	**343.23**	0.00%
Viet Nam	**11,206.68**	0.13%
Yemen	**78,157.88**	0.89%
Zambia	**27,020.17**	0.31%
Zimbabwe	**18,514.41**	0.21%
Subtotal:	**8,456,154.86**	**96.13%**
Other countries in:		
Africa	**38.56**	0.00%
Arab Countries*	**58,717.73**	0.67%
Asia	**60.66**	0.00%
Europe	**51,891.34**	0.59%
Latin America and the Caribbean	**1,064.16**	0.01%
Northern America	**1.55**	0.00%
Oceania	**32.56**	0.00%
Unspecified	**228,397.47**	2.60%
Grand total:	**8,796,358.87**	**100.00%**
Procurement of goods in		
Developed regions	**3,583,757.15**	40.74%
% of organization's total	**40.74%**	40.74%
Developing regions & economies in transition	**3,979,235.77**	45.24%
% of organization's total	**45.24%**	45.24%
LDC regions	**1,004,968.48**	11.42%
% of organization's total	**11.42%**	11.42%
Not explicitly classified	**228,397.47**	2.60%
% of organization's total	**2.60%**	2.60%

* Procurement from the State of Palestine

Procurement of goods (Thousand USD)	Afghanistan	Albania	Algeria	Andorra	Angola
ECLAC	-	-	-	-	-
ESCAP	-	-	-	-	-
ESCWA	-	-	-	-	-
FAO	2,908.33	11.47	22.33	-	402.21
IAEA	-	-	-	-	-
IFAD	-	-	-	-	-
ILO	9.26	-	258.34	-	-
IMF	-	-	-	-	-
IMO	-	-	-	-	-
IOM	-	-	-	-	-
ITC	7.60	-	-	-	-
ITU	-	-	-	-	-
OPCW	-	-	-	-	-
PAHO	-	-	-	-	-
UN-ICTY/MICT	-	-	-	-	-
UN WOMEN	99.90	5.57	-	-	-
UNAIDS	-	-	16.67	-	4.63
UNAKRT	-	-	-	-	-
UNDP	6,407.80	490.80	117.30	-	2,805.98
UNECA	-	-	-	-	-
UNESCO	3,056.24	-	-	-	-
UNFCCC	-	-	-	-	-
UNFPA	216.79	4.84	85.93	-	71.28
UNHCR	1,848.20	178.87	262.12	-	632.63
UNICEF	12,566.33	48.96	506.98	-	577.92
UNIDO	35.00	-	33.75	-	-
UNOG	-	-	-	-	-
UNON	247.51	-	-	-	-
UNOPS	1,554.15	-	-	-	-
UNOV	524.63	2.67	106.13	-	-
UNPD	5,893.60	-	211.53	-	-
UNRWA	-	-	-	-	-
UNU	-	-	-	-	-
UNV	-	-	-	-	-
UNWTO	-	-	-	-	-
UPU	-	-	-	-	-
WFP	15,740.63	-	5,433.77	-	6.70
WHO	3,531.50	25.93	15.78	-	43.68
WIPO	-	-	-	-	-
WMO	-	-	-	-	-
Total	**54,647.49**	**769.10**	**7,070.60**	**0.00**	**4,545.03**
%	**0.62%**	**0.01%**	**0.08%**	**0.00%**	**0.05%**

Procurement of goods (Thousand USD)	Antigua and Barbuda	Argentina	Armenia	Australia	Austria
ECLAC	-	17.33	-	-	-
ESCAP	-	-	-	2.82	-
ESCWA	-	-	-	-	-
FAO	29.37	77.68	150.23	384.42	684.42
IAEA	-	7.62	-	394.54	38,055.17
IFAD	-	-	-	-	-
ILO	-	28.87	1.30	32.45	-
IMF	-	-	-	-	-
IMO	-	-	-	-	-
IOM	-	-	-	-	-
ITC	-	-	-	-	66.68
ITU	8.53	25.13	-	10.20	10.70
OPCW	-	-	-	0.67	-
PAHO	200.99	1,517.54	-	-	230.42
UN-ICTY/MICT	-	-	-	-	-
UN WOMEN	3.80	-	-	-	-
UNAIDS	-	7.84	0.80	-	-
UNAKRT	-	-	-	-	-
UNDP	-	301.62	1,734.78	284.80	20,301.15
UNECA	-	-	-	-	395.61
UNESCO	-	15.48	-	-	15.84
UNFCCC	-	-	-	-	-
UNFPA	-	1.31	7.67	-	37.81
UNHCR	-	28.47	27.23	2,840.97	-
UNICEF	7.85	3,180.28	15.89	365.28	3,148.15
UNIDO	-	407.33	64.02	-	3,924.98
UNOG	-	-	-	6.55	91.26
UNON	-	-	-	-	-
UNOPS	-	184,385.28	-	924.79	279.82
UNOV	-	15.55	-	-	1,069.08
UNPD	-	15.18	-	3,498.24	1,738.66
UNRWA	-	-	-	950.65	890.57
UNU	-	1.61	-	-	1.40
UNV	-	-	-	-	-
UNWTO	-	-	-	-	-
UPU	-	-	-	-	-
WFP	56.17	1,372.51	1,723.17	1,225.48	97.43
WHO	-	-	72.78	345.66	2,593.53
WIPO	-	-	-	-	-
WMO	-	-	-	-	-
Total	**306.70**	**191,406.65**	**3,797.88**	**11,267.53**	**73,632.66**
%	**0.00%**	**2.18%**	**0.04%**	**0.13%**	**0.84%**

Procurement of goods (Thousand USD)	Azerbaijan	Bahamas	Bahrain	Bangladesh	Barbados
ECLAC	-	-	-	-	-
ESCAP	-	-	-	-	-
ESCWA	-	-	-	-	-
FAO	61.55	-	-	836.57	565.43
IAEA	-	-	-	-	-
IFAD	-	-	-	-	-
ILO	8.07	-	-	163.80	-
IMF	-	-	-	-	-
IMO	-	-	-	-	-
IOM	-	-	-	-	-
ITC	-	-	-	-	-
ITU	-	-	-	-	-
OPCW	-	-	-	-	-
PAHO	-	66.95	-	-	853.91
UN-ICTY/MICT	-	-	-	-	-
UN WOMEN	-	-	-	46.07	8.82
UNAIDS	-	-	-	3.29	-
UNAKRT	-	-	-	-	-
UNDP	1,608.68	-	17.38	4,144.19	120.80
UNECA	-	-	-	-	-
UNESCO	-	-	-	94.63	-
UNFCCC	-	-	-	-	-
UNFPA	6.35	-	-	1,563.22	25.02
UNHCR	274.55	-	-	6,795.39	-
UNICEF	52.80	-	-	8,142.82	59.94
UNIDO	-	-	7.67	1.96	-
UNOG	-	-	-	-	-
UNON	-	-	60.00	-	-
UNOPS	0.54	-	-	30.94	-
UNOV	0.58	-	-	24.04	1.49
UNPD	-	-	-	1.20	-
UNRWA	-	-	-	163.60	-
UNU	-	-	-	-	-
UNV	-	-	-	-	-
UNWTO	-	-	-	-	-
UPU	-	-	-	-	-
WFP	-	-	-	7,616.34	-
WHO	31.72	-	-	1,146.30	6.45
WIPO	-	-	-	7.80	-
WMO	-	-	-	-	-
Total	**2,044.83**	**66.95**	**85.05**	**30,782.16**	**1,641.84**
%	**0.02%**	**0.00%**	**0.00%**	**0.35%**	**0.02%**

Procurement of goods (Thousand USD)	Belarus	Belgium	Belize	Benin	Bhutan
ECLAC	-	-	-	-	-
ESCAP	-	-	-	-	-
ESCWA	-	-	-	-	-
FAO	-	243.58	44.31	213.40	116.79
IAEA	62.40	2,503.84	-	-	-
IFAD	-	-	-	-	-
ILO	-	12.84	-	2.03	-
IMF	-	-	-	-	-
IMO	-	39.81	-	-	-
IOM	-	-	-	-	-
ITC	-	-	-	3.49	-
ITU	7.04	0.47	-	-	-
OPCW	-	17.89	-	-	-
PAHO	-	134,336.87	4.80	-	-
UN-ICTY/MICT	-	416.62	47.09	-	-
UN WOMEN	-	3.53	-	-	-
UNAIDS	2.48	-	-	6.84	-
UNAKRT	-	-	-	-	-
UNDP	746.88	4,661.65	180.73	790.34	29.57
UNECA	-	2.41	-	-	-
UNESCO	-	81.75	-	4.98	-
UNFCCC	-	-	-	-	-
UNFPA	32.69	20,750.90	-	2.21	0.71
UNHCR	20.60	5,749.34	-	-	-
UNICEF	135.01	429,653.86	6.70	630.31	59.11
UNIDO	25.27	407.75	-	-	-
UNOG	-	70.22	-	-	-
UNON	-	-	-	-	-
UNOPS	-	3,956.89	6.14	-	3.00
UNOV	29.12	2.34	19.99	1.75	-
UNPD	-	718.47	1,075.80	3.51	-
UNRWA	-	307.92	-	-	-
UNU	-	-	-	-	-
UNV	-	-	-	-	-
UNWTO	-	-	-	-	-
UPU	-	-	-	-	-
WFP	-	55,686.92	-	2,906.24	318.81
WHO	28.68	766.92	-	153.05	161.42
WIPO	-	-	-	-	-
WMO	-	0.66	-	-	-
Total	**1,090.18**	**660,393.45**	**1,385.55**	**4,718.15**	**689.41**
%	**0.01%**	**7.51%**	**0.02%**	**0.05%**	**0.01%**

Procurement of goods (Thousand USD)	Bolivia (Plurinational State of)	Bosnia and Herzegovina	Botswana	Brazil	Brunei Darussalam
ECLAC	-	-	-	0.73	-
ESCAP	-	-	-	-	-
ESCWA	-	-	-	-	-
FAO	177.36	-	607.88	831.74	-
IAEA	-	-	-	55.25	-
IFAD	1.40	-	-	-	-
ILO	-	131.20	-	49.67	20.03
IMF	-	-	-	-	-
IMO	-	-	-	-	-
IOM	-	-	-	-	-
ITC	-	-	-	-	-
ITU	-	-	-	-	-
OPCW	-	-	-	-	-
PAHO	455.33	-	-	2,544.32	-
UN-ICTY/MICT	-	57.62	-	-	-
UN WOMEN	13.62	27.96	-	-	-
UNAIDS	-	-	5.97	0.68	-
UNAKRT	-	-	-	-	-
UNDP	1,085.62	3,370.06	239.05	695.83	-
UNECA	-	-	-	-	-
UNESCO	26.89	28.33	1.00	141.59	-
UNFCCC	-	-	-	-	-
UNFPA	13.08	35.21	23.73	2.22	-
UNHCR	-	68.80	528.12	169.24	-
UNICEF	426.78	115.82	37.40	407.83	-
UNIDO	18.18	-	-	11.52	-
UNOG	-	-	-	-	-
UNON	-	-	-	-	-
UNOPS	6.50	-	-	33.15	-
UNOV	132.42	4.26	-	19.09	-
UNPD	14.30	-	-	22.02	-
UNRWA	-	-	-	-	-
UNU	-	-	-	-	-
UNV	-	-	-	-	-
UNWTO	-	-	-	-	-
UPU	-	-	-	-	-
WFP	727.98	-	-	5.10	-
WHO	-	23.33	125.76	-	-
WIPO	-	-	-	-	-
WMO	-	-	-	-	-
Total	**3,099.46**	**3,862.58**	**1,568.90**	**4,989.96**	**20.03**
%	**0.04%**	**0.04%**	**0.02%**	**0.06%**	**0.00%**

Procurement of goods (Thousand USD)	Bulgaria	Burkina Faso	Burundi	Cabo Verde	Cambodia
ECLAC	-	-	-	-	-
ESCAP	-	-	-	-	-
ESCWA	-	-	-	-	-
FAO	5.79	908.80	961.93	175.56	226.97
IAEA	78.56	155.96	-	-	-
IFAD	-	7.00	2.00	-	-
ILO	-	-	-	-	13.27
IMF	-	-	-	-	-
IMO	-	-	-	-	-
IOM	-	-	-	-	-
ITC	-	43.20	-	-	-
ITU	-	-	-	-	-
OPCW	-	-	-	-	-
PAHO	-	-	-	-	-
UN-ICTY/MICT	-	-	-	-	-
UN WOMEN	-	-	11.95	4.81	12.21
UNAIDS	-	4.52	3.62	-	14.82
UNAKRT	-	-	-	-	140.57
UNDP	105.52	470.86	424.12	95.43	264.72
UNECA	-	-	-	-	-
UNESCO	-	-	36.35	-	32.85
UNFCCC	-	-	-	-	-
UNFPA	28.39	52.62	240.14	-	14.87
UNHCR	11.52	1,399.47	2,039.16	-	-
UNICEF	19.74	3,790.94	1,566.11	-	466.45
UNIDO	-	-	1.36	0.47	1.18
UNOG	-	-	2.48	-	7.27
UNON	-	-	-	-	-
UNOPS	-	-	5.14	2.45	1,837.48
UNOV	0.45	39.70	-	19.89	8.30
UNPD	-	-	46.73	-	-
UNRWA	1,458.03	-	-	-	-
UNU	-	-	-	-	-
UNV	-	-	-	-	-
UNWTO	-	-	-	-	-
UPU	-	-	-	-	-
WFP	-	3,115.58	5,644.58	-	238.47
WHO	35.42	180.31	34.06	6.51	358.43
WIPO	-	-	-	-	1.47
WMO	-	-	-	-	-
Total	**1,743.41**	**10,168.96**	**11,019.71**	**305.12**	**3,639.34**
%	**0.02%**	**0.12%**	**0.13%**	**0.00%**	**0.04%**

Procurement of goods (Thousand USD)	Cameroon	Canada	Central African Republic	Chad	Chile
ECLAC	-	-	-	-	1,089.62
ESCAP	-	0.96	-	-	-
ESCWA	-	-	-	-	-
FAO	1,724.94	24.00	3,462.63	2,331.12	137.76
IAEA	-	2,109.69	-	-	-
IFAD	9.50	-	-	-	-
ILO	124.18	18.42	-	-	103.90
IMF	-	-	-	-	-
IMO	-	11.99	-	-	-
IOM	-	-	-	-	-
ITC	-	-	-	-	-
ITU	7.04	6.98	-	-	-
OPCW	-	25.19	-	-	-
PAHO	-	880.06	-	-	262.32
UN-ICTY/MICT	-	-	-	-	-
UN WOMEN	159.44	-	16.56	-	5.31
UNAIDS	18.71	0.39	1.60	-	-
UNAKRT	-	-	-	-	-
UNDP	886.35	1,107.40	3,393.09	969.16	683.94
UNECA	243.08	25.15	-	-	-
UNESCO	122.09	128.42	-	250.74	17.59
UNFCCC	-	-	-	-	-
UNFPA	214.78	-	132.33	19.09	-
UNHCR	2,644.53	493.40	2,332.87	4,565.78	12.26
UNICEF	1,838.35	7,888.40	1,510.71	1,930.04	397.02
UNIDO	6.03	69.76	17.31	31.06	-
UNOG	-	-	-	-	-
UNON	-	-	-	-	-
UNOPS	-	2,775.62	922.37	0.23	-
UNOV	0.36	4.53	-	14.79	-
UNPD	9.31	10,316.03	676.56	102.53	-
UNRWA	-	5,197.03	-	-	-
UNU	-	11.22	-	-	-
UNV	-	-	-	-	-
UNWTO	-	-	-	-	-
UPU	-	-	-	-	-
WFP	13,304.07	6,482.69	3,182.40	6,591.32	-
WHO	470.55	375.68	229.42	198.67	-
WIPO	-	-	-	-	-
WMO	-	-	-	-	-
Total	**21,783.33**	**37,953.03**	**15,877.85**	**17,004.53**	**2,709.71**
%	**0.25%**	**0.43%**	**0.18%**	**0.19%**	**0.03%**

Procurement of goods (Thousand USD)	China	Colombia	Comoros	Congo	Costa Rica
ECLAC	-	-	-	-	-
ESCAP	19.98	-	-	-	-
ESCWA	-	-	-	-	-
FAO	2,220.13	2,281.29	38.03	3,962.59	20.66
IAEA	297.16	1.55	-	-	102.60
IFAD	-	-	-	-	-
ILO	76.98	34.82	-	-	39.91
IMF	-	-	-	-	-
IMO	-	-	-	-	-
IOM	-	-	-	-	-
ITC	9.08	-	-	-	-
ITU	817.21	-	-	-	-
OPCW	-	-	-	-	-
PAHO	352.89	3,948.65	-	-	148.40
UN-ICTY/MICT	-	-	-	-	-
UN WOMEN	26.95	56.91	-	-	-
UNAIDS	24.28	-	-	2.42	-
UNAKRT	-	-	-	-	-
UNDP	9,914.53	1,782.93	78.65	383.38	435.55
UNECA	41.71	-	-	-	-
UNESCO	345.28	0.74	-	51.16	58.29
UNFCCC	-	-	-	-	-
UNFPA	10,801.95	-	-	50.45	2.97
UNHCR	1,311.12	487.29	-	656.50	70.23
UNICEF	68,352.18	637.68	65.95	264.14	34.55
UNIDO	4,791.90	283.72	-	1.05	-
UNOG	87.78	-	-	-	-
UNON	13.68	-	-	-	-
UNOPS	10,723.92	114.66	4.05	-	765.66
UNOV	0.37	3,271.63	-	-	-
UNPD	30,378.59	931.52	-	11.13	-
UNRWA	42.55	-	-	-	-
UNU	10.74	-	-	-	-
UNV	-	-	-	-	-
UNWTO	-	-	-	-	-
UPU	0.94	-	-	-	-
WFP	7,496.66	3,789.23	-	1,017.43	-
WHO	6,642.15	-	-	1,065.55	-
WIPO	-	-	-	-	-
WMO	-	-	-	-	-
Total	**154,800.72**	**17,622.63**	**186.67**	**7,465.80**	**1,678.81**
%	**1.76%**	**0.20%**	**0.00%**	**0.08%**	**0.02%**

Procurement of goods (Thousand USD)	Côte d'Ivoire	Croatia	Cuba	Cyprus	Czechia
ECLAC	-	-	-	-	-
ESCAP	-	-	-	-	-
ESCWA	-	-	-	-	-
FAO	787.02	2.39	4.91	2.12	2,967.47
IAEA	-	80.62	24.92	-	1,121.51
IFAD	-	-	-	-	-
ILO	95.78	-	-	-	0.38
IMF	-	-	-	-	-
IMO	-	-	-	0.06	-
IOM	-	-	-	-	-
ITC	4.60	-	-	-	-
ITU	-	-	-	-	0.28
OPCW	-	-	-	-	3.57
PAHO	-	-	493.74	-	-
UN-ICTY/MICT	-	-	-	-	-
UN WOMEN	144.71	-	-	4.12	128.59
UNAIDS	10.09	-	-	-	-
UNAKRT	-	-	-	-	-
UNDP	1,607.02	1.97	92.89	654.54	1,399.50
UNECA	-	-	-	15.86	-
UNESCO	55.22	-	7.41	-	-
UNFCCC	-	-	-	-	-
UNFPA	116.93	-	-	-	-
UNHCR	243.89	-	-	83.82	-
UNICEF	2,375.96	326.92	7.45	8,838.22	1,473.13
UNIDO	1,248.04	-	11.87	-	85.04
UNOG	-	-	-	1.98	127.27
UNON	19.75	-	-	-	-
UNOPS	17.45	-	0.00	0.31	196.66
UNOV	9.45	-	-	-	0.33
UNPD	56.01	-	-	1,175.69	11,479.19
UNRWA	-	-	-	1,184.64	-
UNU	-	-	-	-	0.13
UNV	-	-	-	-	-
UNWTO	-	-	-	-	-
UPU	-	-	-	-	-
WFP	900.24	-	131.42	-	-
WHO	261.33	2.81	-	1,119.63	104.57
WIPO	-	-	-	-	-
WMO	6.73	0.60	-	-	-
Total	**7,960.23**	**415.31**	**774.61**	**13,080.99**	**19,087.62**
%	**0.09%**	**0.00%**	**0.01%**	**0.15%**	**0.22%**

Procurement of goods (Thousand USD)	Democratic People's Republic of Korea	Democratic Republic of the Congo	Denmark	Djibouti	Dominica
ECLAC	-	-	221.61	-	-
ESCAP	-	-	225.77	-	-
ESCWA	-	-	59.66	-	-
FAO	153.54	-	4,370.60	169.21	-
IAEA	-	-	148.26	-	-
IFAD	-	-	142.63	-	-
ILO	-	36.02	1,340.54	-	-
IMF	-	-	-	-	-
IMO	-	-	15.53	501.94	-
IOM	-	-	-	-	-
ITC	-	-	19.96	-	-
ITU	-	-	4.36	-	-
OPCW	-	-	64.16	-	-
PAHO	-	-	7,437.84	-	1.13
UN-ICTY/MICT	-	-	292.25	-	-
UN WOMEN	-	158.00	511.27	-	-
UNAIDS	-	4.09	408.82	-	-
UNAKRT	-	-	-	-	-
UNDP	678.25	1,856.08	76,970.47	763.39	-
UNECA	-	-	1,070.43	-	-
UNESCO	-	127.75	1,085.65	-	-
UNFCCC	-	-	214.73	-	-
UNFPA	61.44	0.87	7,093.81	17.00	-
UNHCR	-	4,395.53	14,840.92	254.96	-
UNICEF	1,047.14	2,934.82	33,344.13	410.45	11.13
UNIDO	-	60.58	434.17	69.41	-
UNOG	-	-	175.52	-	-
UNON	-	-	577.15	-	-
UNOPS	-	137.55	22,093.57	8.79	-
UNOV	-	-	98.09	-	-
UNPD	-	7,466.68	39,487.73	-	-
UNRWA	-	-	1,967.70	19.80	-
UNU	-	-	94.23	-	-
UNV	-	-	52.70	-	-
UNWTO	-	-	-	-	-
UPU	-	-	-	-	-
WFP	143.84	22,815.09	14,489.67	1,065.80	-
WHO	93.36	291.06	29,932.07	0.77	-
WIPO	-	-	695.52	-	-
WMO	-	-	-	-	-
Total	**2,177.57**	**40,284.13**	**259,981.53**	**3,281.51**	**12.26**
%	**0.02%**	**0.46%**	**2.96%**	**0.04%**	**0.00%**

Procurement of goods (Thousand USD)	Dominican Republic	Ecuador	Egypt	El Salvador	Equatorial Guinea
ECLAC	-	-	-	-	-
ESCAP	-	-	-	-	-
ESCWA	-	-	-	-	-
FAO	176.57	534.83	389.59	500.67	52.57
IAEA	-	-	-	2.38	-
IFAD	-	-	2.00	-	-
ILO	-	6.86	177.95	11.68	-
IMF	-	-	-	-	-
IMO	-	-	-	-	-
IOM	-	-	-	-	-
ITC	-	-	-	-	-
ITU	-	-	-	-	-
OPCW	-	-	-	-	-
PAHO	655.91	352.11	-	398.65	-
UN-ICTY/MICT	-	-	-	-	-
UN WOMEN	10.15	73.42	175.28	12.82	-
UNAIDS	6.80	-	44.42	0.76	3.78
UNAKRT	-	-	-	-	-
UNDP	1,535.47	589.14	148.50	1,631.67	410.19
UNECA	-	-	-	-	-
UNESCO	-	41.51	348.71	-	-
UNFCCC	-	-	-	-	-
UNFPA	98.75	20.57	77.31	43.55	9.68
UNHCR	-	406.54	2,005.06	117.43	-
UNICEF	170.99	176.87	533.85	26.56	111.86
UNIDO	32.77	3.40	189.08	-	-
UNOG	-	-	4.02	-	-
UNON	-	-	-	-	-
UNOPS	206.02	-	49.20	3,745.49	-
UNOV	14.84	113.37	805.07	216.34	-
UNPD	153.28	-	15.81	-	-
UNRWA	-	-	-	-	-
UNU	-	-	-	-	-
UNV	-	-	-	-	-
UNWTO	-	-	-	-	-
UPU	-	-	-	-	-
WFP	437.43	461.80	20,496.31	456.55	-
WHO	-	-	3,552.83	-	45.04
WIPO	-	20.96	-	-	-
WMO	-	-	-	-	-
Total	**3,498.98**	**2,801.37**	**29,015.00**	**7,164.56**	**633.12**
%	**0.04%**	**0.03%**	**0.33%**	**0.08%**	**0.01%**

Procurement of goods (Thousand USD)	Eritrea	Estonia	Eswatini	Ethiopia	Fiji
ECLAC	-	-	-	-	-
ESCAP	-	-	-	-	8.64
ESCWA	-	-	-	-	-
FAO	534.83	-	542.25	4,027.38	105.32
IAEA	-	-	-	76.72	-
IFAD	-	-	-	-	-
ILO	-	-	-	101.70	288.73
IMF	-	-	-	-	-
IMO	-	-	-	-	-
IOM	-	-	-	-	-
ITC	-	-	-	0.60 -	17.19
ITU	-	-	-	-	-
OPCW	-	-	-	-	-
PAHO	-	-	-	-	-
UN-ICTY/MICT	-	-	-	-	-
UN WOMEN	-	-	-	30.02	189.21
UNAIDS	2.33	-	10.03	13.80	-
UNAKRT	-	-	-	-	-
UNDP	36.18	-	5,067.31	1,345.92	970.54
UNECA	6.85	-	-	483.38	-
UNESCO	-	-	-	54.61	0.22
UNFCCC	-	-	-	-	-
UNFPA	76.77	-	22.43	49.72	57.08
UNHCR	130.37	-	-	6,714.18	-
UNICEF	52.51	-	85.50	15,736.62	135.83
UNIDO	-	63.27	29.34	269.95	-
UNOG	-	-	-	-	6.46
UNON	-	-	-	-	-
UNOPS	-	-	-	70.05	-
UNOV	-	- -	0.84	19.81	-
UNPD	6.13	31.03	-	32.76	4.01
UNRWA	-	-	-	-	-
UNU	-	-	-	-	-
UNV	-	-	-	-	-
UNWTO	-	-	-	-	-
UPU	-	-	-	-	-
WFP	3.12	-	84.79	58,373.26	12.23
WHO	5.75	9.30	95.15	240.92	382.06
WIPO	-	-	-	-	-
WMO	-	-	-	0.46	-
Total	**854.85**	**103.60**	**5,935.96**	**87,641.86**	**2,143.15**
%	**0.01%**	**0.00%**	**0.07%**	**1.00%**	**0.02%**

Procurement of goods (Thousand USD)	Finland	France	Gabon	Gambia	Georgia
ECLAC	-	22.62	-	-	-
ESCAP	-	-	-	-	-
ESCWA	-	36.48	-	-	-
FAO	47.34	434.38	285.02	343.24	381.02
IAEA	2.93	2,207.34	-	-	-
IFAD	-	0.44	-	-	-
ILO	-	28.64	-	-	15.43
IMF	-	12.18	-	-	-
IMO	-	-	-	-	-
IOM	-	-	-	-	-
ITC	-	1.88	-	29.39	-
ITU	12.15	99.13	-	-	-
OPCW	20.65	386.50	-	-	-
PAHO	31.98	100,812.94	-	-	-
UN-ICTY/MICT	-	19.17	-	-	-
UN WOMEN	-	15.41	-	-	12.29
UNAIDS	-	55.44	10.08	6.64	-
UNAKRT	-	-	-	-	-
UNDP	148.78	33,118.69	16.41	926.84	542.42
UNECA	-	69.97	-	-	-
UNESCO	-	3,956.50	150.99	35.10	-
UNFCCC	-	-	-	-	-
UNFPA	2.07	58.39	7.76	39.97	6.63
UNHCR	-	7,599.82	-	52.75	209.80
UNICEF	4,007.68	177,905.96	19.71	170.28	221.82
UNIDO	750.00	55.86	25.46	2.63	1.67
UNOG	204.07	607.12	-	-	-
UNON	-	171.64	-	-	-
UNOPS	-	77,378.28	-	31.39	30.82
UNOV	2.32	51.67	-	-	1.41
UNPD	46.75	13,160.34	49.06	-	1.62
UNRWA	-	65.45	-	-	-
UNU	14.73	-	-	-	-
UNV	-	-	-	-	-
UNWTO	-	-	-	-	-
UPU	-	13.27	-	-	-
WFP	107.15	88,103.34	-	1,390.62	66.88
WHO	-	5,029.49	116.73	12.62	29.99
WIPO	-	221.98	-	-	-
WMO	679.96	7.49	-	-	-
Total	**6,078.54**	**511,707.78**	**681.21**	**3,041.45**	**1,521.80**
%	**0.07%**	**5.82%**	**0.01%**	**0.03%**	**0.02%**

Procurement of goods (Thousand USD)	Germany	Ghana	Greece	Grenada	Guatemala
ECLAC	-	-	-	-	-
ESCAP	3.18	-	-	-	-
ESCWA	10.82	-	-	-	-
FAO	1,147.86	647.28	-	0.11	518.63
IAEA	15,949.50	-	-	-	-
IFAD	-	-	-	-	-
ILO	50.23	37.21	-	-	14.66
IMF	-	-	-	-	-
IMO	-	-	-	-	-
IOM	-	-	-	-	-
ITC	49.34	-	-	-	-
ITU	169.44	-	-	-	-
OPCW	186.10	-	-	-	-
PAHO	2,945.91	-	-	1.12	1,406.82
UN-ICTY/MICT	17.46	-	-	-	-
UN WOMEN	60.27	-	-	-	41.70
UNAIDS	2.93	2.41	-	-	3.32
UNAKRT	40.45	-	-	-	-
UNDP	18,350.23	145.61	112.58	29.11	477.53
UNECA	152.81	-	-	-	-
UNESCO	318.08	86.74	-	-	38.91
UNFCCC	700.97	-	-	-	-
UNFPA	34,754.64	175.53	-	-	1,634.01
UNHCR	12,438.61	298.99	1,918.15	-	34.58
UNICEF	37,655.09	739.26	5,690.71	-	52.24
UNIDO	1,005.17	78.57	-	-	11.72
UNOG	276.45	-	-	-	-
UNON	178.48	-	-	-	-
UNOPS	18,222.73	262.57	-	-	26,963.09
UNOV	93.58	79.88	-	-	60.12
UNPD	6,178.22	-	-	-	3.04
UNRWA	709.94	-	-	-	-
UNU	136.82	-	-	-	-
UNV	707.12	-	-	-	-
UNWTO	1.03	-	-	-	-
UPU	2.96	-	-	-	-
WFP	5,718.07	474.40	-	-	2,198.90
WHO	7,099.87	320.10	15.58	-	-
WIPO	15.61	-	-	-	-
WMO	64.58	-	-	-	-
Total	**165,414.59**	**3,348.55**	**7,737.01**	**30.34**	**33,459.27**
%	**1.88%**	**0.04%**	**0.09%**	**0.00%**	**0.38%**

Procurement of goods (Thousand USD)	Guinea	Guinea Bissau	Guyana	Haiti	Honduras
ECLAC	-	-	-	-	-
ESCAP	-	-	-	-	-
ESCWA	-	-	-	-	-
FAO	436.87	210.07	13.58	2,641.25	495.48
IAEA	-	-	-	-	10.13
IFAD	-	-	-	-	-
ILO	-	-	21.46	127.61	-
IMF	-	-	-	-	-
IMO	-	-	-	-	-
IOM	-	-	-	-	-
ITC	-	2.13	-	0.52	-
ITU	-	-	12.50	-	-
OPCW	2.89	-	-	-	-
PAHO	-	-	186.95	1,441.57	792.77
UN-ICTY/MICT	-	-	-	-	-
UN WOMEN	-	7.28	-	110.26	9.91
UNAIDS	0.70	1.76	2.00	9.82	-
UNAKRT	-	-	-	-	-
UNDP	812.75	1,199.69	40.06	1,399.60	3,775.22
UNECA	-	-	-	-	-
UNESCO	-	33.79	-	390.50	-
UNFCCC	-	-	-	-	-
UNFPA	206.76	2.88	1.25	88.77	8.17
UNHCR	225.29	61.58	-	-	87.61
UNICEF	648.46	79.19	53.32	2,742.39	118.01
UNIDO	26.92	-	-	-	-
UNOG	6.45	15.30	-	-	-
UNON	-	-	-	-	-
UNOPS	59.09	56.56	-	1,486.90	30,010.68
UNOV	-	4.97	6.16	-	4.12
UNPD	-	257.63	-	363.40	-
UNRWA	-	-	-	-	-
UNU	-	-	-	-	-
UNV	-	-	-	-	-
UNWTO	-	-	-	-	-
UPU	-	-	-	-	-
WFP	1,305.91	66.20	-	4,720.80	6,832.21
WHO	399.61	137.03	-	-	-
WIPO	-	-	-	-	-
WMO	4.73	-	-	-	-
Total	**4,136.43**	**2,136.05**	**337.28**	**15,523.39**	**42,144.33**
%	**0.05%**	**0.02%**	**0.00%**	**0.18%**	**0.48%**

Procurement of goods (Thousand USD)	Hungary	Iceland	India	Indonesia	Iran (Islamic Republic of)
ECLAC	-	-	-	-	-
ESCAP	-	-	50.20	3.54	-
ESCWA	-	-	-	-	-
FAO	259.32	21.28	1,990.17	435.89	127.29
IAEA	3,191.03	-	370.18	-	2.69
IFAD	-	-	14.40	2.88	-
ILO	60.28	-	631.65	118.46	-
IMF	-	-	-	-	-
IMO	-	-	2.69	-	-
IOM	-	-	-	-	-
ITC	-	-	12.37	-	-
ITU	-	-	-	-	-
OPCW	0.24	-	119.38	-	-
PAHO	-	-	99,372.11	1,296.02	-
UN-ICTY/MICT	-	-	-	-	-
UN WOMEN	-	-	43.67	52.53	-
UNAIDS	-	-	9.89	1.15	-
UNAKRT	-	-	-	-	-
UNDP	13,117.92	-	75,179.77	3,171.41	314.69
UNECA	-	-	110.29	-	-
UNESCO	-	-	249.66	102.51	47.54
UNFCCC	-	-	-	-	-
UNFPA	-	-	9,720.75	109.08	106.57
UNHCR	146.21	-	21,255.26	42.00	237.49
UNICEF	5.00	-	486,327.85	27,588.05	786.99
UNIDO	-	-	238.11	416.23	65.44
UNOG	-	-	-	-	-
UNON	-	-	19.71	-	-
UNOPS	-	-	11,882.56	39.10	-
UNOV	13.51	-	19.58	43.95	755.71
UNPD	-	-	1,813.44	1.71	-
UNRWA	-	-	3,316.70	-	-
UNU	-	-	-	-	-
UNV	-	-	-	-	-
UNWTO	-	-	-	-	-
UPU	-	-	-	-	-
WFP	10.07	-	14,235.91	3,094.17	2,217.46
WHO	362.11	-	14,728.39	623.39	79.43
WIPO	10.60	-	24.15	-	-
WMO	-	-	-	-	-
Total	**17,176.30**	**21.28**	**741,738.86**	**37,142.06**	**4,741.30**
%	**0.20%**	**0.00%**	**8.43%**	**0.42%**	**0.05%**

Procurement of goods (Thousand USD)	Iraq	Ireland	Israel	Italy	Jamaica
ECLAC	-	-	-	-	-
ESCAP	-	-	-	-	-
ESCWA	-	28.97	-	-	-
FAO	486.62	15.82	23.91	4,693.33	17.00
IAEA	-	95.76	188.92	1,625.56	-
IFAD	-	-	-	1,018.30	-
ILO	-	11.77	0.71	57.35	-
IMF	-	-	-	-	-
IMO	-	96.25	-	9.29	-
IOM	-	-	-	-	-
ITC	-	206.88	-	-	-
ITU	-	381.48	-	-	-
OPCW	-	121.98	-	2.90	-
PAHO	-	1,378.06	-	262.00	194.74
UN-ICTY/MICT	-	8.78	17.46	-	-
UN WOMEN	94.27	-	10.72	-	-
UNAIDS	-	94.55	-	-	-
UNAKRT	-	-	-	-	-
UNDP	22,855.88	22,223.80	2,446.42	6,221.02	78.12
UNECA	-	65.24	20.93	55.51	-
UNESCO	180.14	24.60	2.04	816.04	16.69
UNFCCC	-	-	-	-	-
UNFPA	4,140.67	766.95	4.81	1,614.73	3.82
UNHCR	8,218.31	340.48	12.60	1,197.92	-
UNICEF	22,902.93	9,084.34	159.38	6,124.93	46.07
UNIDO	195.54	-	-	2,585.89	-
UNOG	-	920.85	32.74	1,401.95	-
UNON	-	-	-	-	-
UNOPS	3,844.47	262.63	1,981.12	1,157.51	-
UNOV	-	-	184.34	26.91	-
UNPD	2,763.12	320.90	5,427.79	21,160.41	-
UNRWA	-	7.07	9,388.23	735.90	-
UNU	-	1.23	-	-	-
UNV	-	-	-	2.34	-
UNWTO	-	-	-	-	-
UPU	-	-	-	-	-
WFP	6,444.52	5,229.77	34.58	83,300.36	-
WHO	9,016.13	101.60	120.42	940.02	-
WIPO	-	-	-	32.81	-
WMO	-	7.61	-	161.58	-
Total	**81,142.60**	**41,797.37**	**20,057.14**	**135,204.55**	**356.43**
%	**0.92%**	**0.48%**	**0.23%**	**1.54%**	**0.00%**

Procurement of goods (Thousand USD)	Japan	Jordan	Kazakhstan	Kenya	Kiribati
ECLAC	-	-	-	-	-
ESCAP	0.87	-	-	-	-
ESCWA	-	19.40	-	-	-
FAO	346.12	3,582.54	-	9,706.19	31.85
IAEA	308.78	18.69	49.35	324.25	-
IFAD	54.94	-	-	-	-
ILO	9.46	136.69	1.35	3.38	-
IMF	-	-	-	-	-
IMO	-	-	-	-	-
IOM	-	-	-	-	-
ITC	116.57	-	-	2.77	-
ITU	-	-	-	-	-
OPCW	-	-	-	-	-
PAHO	-	-	-	-	-
UN-ICTY/MICT	-	-	-	60.08	-
UN WOMEN	2.41	392.14	1.90	49.90	-
UNAIDS	98.13	-	15.86	15.03	-
UNAKRT	-	-	-	-	-
UNDP	3,956.59	988.77	1,266.51	1,663.51	1.78
UNECA	23.35	-	-	935.66	-
UNESCO	104.91	1,222.92	11.40	54.89	-
UNFCCC	-	-	-	-	-
UNFPA	-	681.53	5.07	136.85	-
UNHCR	40,176.06	9,725.12	32.49	21,226.79	-
UNICEF	7,243.80	7,107.31	1,519.07	43,737.83	-
UNIDO	32.16	948.39	-	42.29	-
UNOG	93.33	17.02	2.31	9.32	-
UNON	29.77	-	-	1,397.91	-
UNOPS	47,911.19	5,482.78	-	1,252.38	-
UNOV	55.04	207.61	143.20	930.24	-
UNPD	8,695.71	325.60	2.77	53,545.08	-
UNRWA	-	17,916.50	-	-	-
UNU	176.31	-	-	-	-
UNV	-	-	-	-	-
UNWTO	4.55	-	-	-	-
UPU	-	-	-	-	-
WFP	16,503.67	30,237.31	-	33,707.56	-
WHO	4,120.63	4,110.72	82.28	981.49	0.93
WIPO	13.62	-	-	-	-
WMO	9.58	-	-	-	-
Total	**130,087.56**	**83,121.01**	**3,133.57**	**169,783.38**	**34.57**
%	**1.48%**	**0.94%**	**0.04%**	**1.93%**	**0.00%**

Procurement of goods (Thousand USD)	Kuwait	Kyrgyzstan	Lao People's Democratic Republic	Latvia	Lebanon
ECLAC	-	-	-	-	-
ESCAP	-	-	-	-	-
ESCWA	-	-	-	-	566.81
FAO	7.00	375.80	51.68	3.81	1,736.18
IAEA	-	-	-	347.47	0.91
IFAD	-	-	-	-	-
ILO	-	-	-	-	396.25
IMF	-	-	-	-	-
IMO	-	-	-	-	0.15
IOM	-	-	-	-	-
ITC	-	-	-	-	-
ITU	-	19.62	-	-	-
OPCW	-	-	-	-	-
PAHO	-	-	-	-	-
UN-ICTY/MICT	-	-	-	-	7.79
UN WOMEN	0.68	2.91	-	-	30.65
UNAIDS	-	-	-	-	-
UNAKRT	-	-	-	-	-
UNDP	80.50	1,138.20	387.58	7,496.65	14,094.00
UNECA	-	-	-	-	-
UNESCO	2.04	-	-	-	836.17
UNFCCC	-	-	-	-	-
UNFPA	-	9.47	6.22	993.67	160.00
UNHCR	4,034.44	3.62	-	-	32,580.79
UNICEF	-	197.31	887.27	101.85	15,820.37
UNIDO	-	113.95	1.65	-	1,148.48
UNOG	-	-	-	-	24.64
UNON	-	-	-	-	-
UNOPS	4.62	0.03	1.50	-	634.14
UNOV	-	397.65	353.78	9.90	137.23
UNPD	17,366.75	-	-	0.59	14,378.38
UNRWA	24.45	-	-	-	7,518.98
UNU	-	-	-	-	-
UNV	-	-	-	-	-
UNWTO	-	-	-	-	-
UPU	-	-	-	-	-
WFP	-	1,245.63	569.94	-	1,547.55
WHO	-	103.05	544.94	1.43	543.03
WIPO	-	-	-	-	-
WMO	-	-	-	-	-
Total	**21,520.48**	**3,607.23**	**2,804.56**	**8,955.37**	**92,162.51**
%	**0.24%**	**0.04%**	**0.03%**	**0.10%**	**1.05%**

Procurement of goods (Thousand USD)	Lesotho	Liberia	Libya	Liechtenstein	Lithuania
ECLAC	-	-	-	-	-
ESCAP	-	-	-	-	-
ESCWA	-	-	-	-	-
FAO	437.25	206.74	-	-	1.01
IAEA	-	25.55	-	6.64	20.82
IFAD	-	-	-	-	-
ILO	-	3.49	-	-	-
IMF	-	-	-	-	-
IMO	-	-	-	-	-
IOM	-	-	-	-	-
ITC	-	-	-	-	-
ITU	-	4.27	-	-	31.33
OPCW	-	-	-	-	-
PAHO	-	-	-	-	-
UN-ICTY/MICT	-	-	-	-	-
UN WOMEN	-	165.00	-	-	-
UNAIDS	-	4.27	-	-	-
UNAKRT	-	-	-	-	-
UNDP	232.03	1,337.20	350.11	-	-
UNECA	-	-	-	-	-
UNESCO	-	26.68	-	-	-
UNFCCC	-	-	-	-	-
UNFPA	116.87	166.42	45.89	-	-
UNHCR	-	1,046.99	5,251.22	-	-
UNICEF	79.26	2,381.31	125.52	-	-
UNIDO	-	26.95	-	-	-
UNOG	-	-	-	-	7.38
UNON	-	-	-	-	-
UNOPS	2.28	126.18	-	-	-
UNOV	-	38.70	-	-	-
UNPD	-	1,280.88	11.92	-	-
UNRWA	-	-	-	-	-
UNU	-	-	-	-	-
UNV	-	-	-	-	-
UNWTO	-	-	-	-	-
UPU	-	-	-	-	-
WFP	1,420.15	1,610.89	-	-	312.74
WHO	30.42	132.39	5.00	-	-
WIPO	-	-	-	-	-
WMO	-	-	-	-	-
Total	**2,318.27**	**8,583.91**	**5,789.66**	**6.64**	**373.29**
%	**0.03%**	**0.10%**	**0.07%**	**0.00%**	**0.00%**

Procurement of goods (Thousand USD)	Luxembourg	Madagascar	Malawi	Malaysia	Maldives
ECLAC	-	-	-	-	-
ESCAP	-	-	-	-	-
ESCWA	-	-	-	-	-
FAO	0.39	1,360.58	3,040.46	-	14.35
IAEA	205.79	-	-	7.61	-
IFAD	-	-	-	-	-
ILO	1.25	229.18	22.02	4.52	-
IMF	-	-	-	-	-
IMO	-	-	-	-	-
IOM	-	-	-	-	-
ITC	-	-	-	-	-
ITU	129.25	-	-	1.29	-
OPCW	-	-	-	-	-
PAHO	560.01	-	-	-	-
UN-ICTY/MICT	-	-	-	-	-
UN WOMEN	-	-	110.54	-	-
UNAIDS	1.82	-	15.91	-	-
UNAKRT	-	-	-	-	-
UNDP	-	1,003.33	286.31	766.51	226.06
UNECA	-	-	-	-	-
UNESCO	14.07	143.01	20.56	3.10	-
UNFCCC	-	-	-	-	-
UNFPA	-	117.42	125.72	8,256.48	3.53
UNHCR	28.61	-	269.30	365.14	-
UNICEF	46,405.18	13,600.43	6,060.20	1,795.29	101.14
UNIDO	-	11.58	17.21	22.99	-
UNOG	-	-	-	-	-
UNON	-	-	-	-	-
UNOPS	-	-	-	2.10	0.45
UNOV	-	-	55.32	-	-
UNPD	-	-	-	-	-
UNRWA	-	-	-	-	-
UNU	12.00	-	-	26.15	-
UNV	-	-	-	-	-
UNWTO	-	-	-	-	-
UPU	-	-	-	-	-
WFP	-	4,495.47	9,180.06	24,387.69	-
WHO	251.71	385.40	41.95	1,135.34	41.13
WIPO	2.03	-	-	-	-
WMO	-	-	-	-	-
Total	**47,612.12**	**21,346.40**	**19,245.56**	**36,774.21**	**386.64**
%	**0.54%**	**0.24%**	**0.22%**	**0.42%**	**0.00%**

Procurement of goods (Thousand USD)	Mali	Malta	Marshall Islands	Mauritania	Mauritius
ECLAC	-	-	-	-	-
ESCAP	-	-	-	-	-
ESCWA	-	-	-	-	-
FAO	3,502.61	-	47.44	592.94	238.16
IAEA	-	-	-	-	-
IFAD	2.25	-	-	-	-
ILO	61.57	-	-	12.65	-
IMF	-	-	-	-	-
IMO	-	2.48	-	-	-
IOM	-	-	-	-	-
ITC	3.16	-	-	-	-
ITU	-	-	-	-	-
OPCW	-	-	-	-	-
PAHO	-	-	-	-	-
UN-ICTY/MICT	-	-	-	-	-
UN WOMEN	357.12	-	-	-	-
UNAIDS	9.27	-	-	-	-
UNAKRT	-	-	-	-	-
UNDP	2,303.30	371.55	2.10	228.52	122.25
UNECA	-	-	-	-	189.39
UNESCO	79.92	-	-	1.51	0.34
UNFCCC	-	-	-	-	-
UNFPA	160.22	-	-	45.20	-
UNHCR	316.51	6.03	-	673.75	-
UNICEF	1,092.27	-	-	366.00	131.91
UNIDO	7.88	-	-	-	2.24
UNOG	-	-	-	-	-
UNON	-	-	-	-	-
UNOPS	503.41	-	-	-	-
UNOV	33.71	-	-	14.48	-
UNPD	4,502.60	-	-	2.00	8.37
UNRWA	-	-	-	-	-
UNU	-	-	-	-	-
UNV	-	-	-	-	-
UNWTO	-	-	-	-	-
UPU	-	-	-	-	-
WFP	6,032.65	-	-	2,451.34	746.58
WHO	208.33	82.89	-	718.42	214.56
WIPO	-	-	-	-	-
WMO	-	-	-	-	-
Total	**19,176.80**	**462.95**	**49.54**	**5,106.79**	**1,653.79**
%	**0.22%**	**0.01%**	**0.00%**	**0.06%**	**0.02%**

Procurement of goods (Thousand USD)	Mexico	Micronesia (Federated States of)	Monaco	Mongolia	Montenegro
ECLAC	166.84	-	-	-	-
ESCAP	-	-	-	-	-
ESCWA	-	-	-	-	-
FAO	852.62	87.96	-	659.43	-
IAEA	93.86	-	48.31	3.07	-
IFAD	-	-	-	-	-
ILO	44.87	-	-	0.80	-
IMF	-	-	-	-	-
IMO	-	-	-	-	-
IOM	-	-	-	-	-
ITC	-	-	-	-	-
ITU	-	-	-	-	-
OPCW	-	-	-	-	-
PAHO	1,385.54	-	-	-	-
UN-ICTY/MICT	-	-	-	-	-
UN WOMEN	18.06	-	-	-	-
UNAIDS	-	-	-	-	-
UNAKRT	-	-	-	-	-
UNDP	630.54	-	-	69.77	277.45
UNECA	-	-	-	-	-
UNESCO	91.26	-	-	-	-
UNFCCC	-	-	-	-	-
UNFPA	171.23	-	-	1.77	-
UNHCR	288.83	-	-	-	43.91
UNICEF	849.03	-	-	90.26	14.78
UNIDO	13.57	-	-	9.68	2.78
UNOG	4.00	-	-	-	-
UNON	-	-	-	-	-
UNOPS	56.83	-	-	-	-
UNOV	414.94	-	-	-	-
UNPD	15.42	-	-	-	-
UNRWA	-	-	-	-	-
UNU	-	-	-	-	-
UNV	-	-	-	-	-
UNWTO	-	-	-	-	-
UPU	-	-	-	-	-
WFP	12,162.33	-	-	-	-
WHO	13.37	90.14	-	353.46	1.77
WIPO	-	-	-	-	-
WMO	-	-	-	14.63	-
Total	**17,273.12**	**178.10**	**48.31**	**1,202.87**	**340.70**
%	**0.20%**	**0.00%**	**0.00%**	**0.01%**	**0.00%**

Procurement of goods (Thousand USD)	Morocco	Mozambique	Myanmar	Namibia	Nauru
ECLAC	-	-	-	-	-
ESCAP	-	-	-	-	-
ESCWA	-	-	-	-	-
FAO	293.36	2,757.38	2,028.09	389.83	-
IAEA	124.10	-	-	-	-
IFAD	1.00	-	-	-	-
ILO	5.35	71.88	402.38	-	-
IMF	-	-	-	-	-
IMO	-	-	-	-	-
IOM	-	-	-	-	-
ITC	-	-	-	-	-
ITU	-	-	-	-	-
OPCW	-	-	-	-	-
PAHO	-	-	-	-	-
UN-ICTY/MICT	-	-	-	-	-
UN WOMEN	38.61	326.62	0.92	-	-
UNAIDS	10.66	4.15	49.42	-	-
UNAKRT	-	-	-	-	-
UNDP	337.27	279.56	981.37	1,168.19	-
UNECA	8.46	-	-	-	-
UNESCO	21.85	44.74	173.14	9.55	-
UNFCCC	-	-	-	-	-
UNFPA	12.68	907.83	156.81	0.93	-
UNHCR	35.64	47.59	1,846.06	277.35	-
UNICEF	197.23	3,009.87	2,655.16	70.71	-
UNIDO	236.67	2.62	140.71	-	-
UNOG	-	-	-	-	-
UNON	-	-	-	-	-
UNOPS	-	-	20,852.96	-	-
UNOV	5.17	20.49	706.50	38.36	-
UNPD	3,046.53	-	-	-	-
UNRWA	-	-	-	-	-
UNU	-	-	-	-	-
UNV	-	-	-	-	-
UNWTO	-	-	-	-	-
UPU	-	-	-	-	-
WFP	-	6,032.46	13,574.94	95.88	-
WHO	214.54	399.72	1,060.12	12.15	-
WIPO	-	-	-	-	-
WMO	-	-	-	-	-
Total	**4,589.13**	**13,904.89**	**44,628.59**	**2,062.95**	**0.00**
%	**0.05%**	**0.16%**	**0.51%**	**0.02%**	**0.00%**

Procurement of goods (Thousand USD)	Nepal	Netherlands	New Zealand	Nicaragua	Niger
ECLAC	-	-	-	-	-
ESCAP	-	-	-	-	-
ESCWA	-	14.33	-	-	-
FAO	315.77	2,166.60	164.09	88.40	2,177.63
IAEA	-	1,030.10	-	-	-
IFAD	-	5.05	-	-	-
ILO	221.66	233.62	-	10.67	-
IMF	-	-	-	-	-
IMO	-	-	-	-	-
IOM	-	-	-	-	-
ITC	- 0.00	1.46	-	-	3.27
ITU	-	19.88	-	-	-
OPCW	-	2,993.23	-	-	-
PAHO	-	96,701.04	-	838.06	-
UN-ICTY/MICT	-	332.20	-	-	-
UN WOMEN	53.15	-	-	-	105.47
UNAIDS	5.79	0.71	-	-	3.43
UNAKRT	-	-	-	-	-
UNDP	2,928.50	31,053.40	63.79	17.06	573.28
UNECA	-	34.54	-	-	-
UNESCO	101.85	352.04	-	-	71.02
UNFCCC	-	0.82	-	-	-
UNFPA	81.63	46,979.20	-	9.69	44.92
UNHCR	211.39	14,033.08	-	-	1,893.49
UNICEF	1,721.35	53,821.84	13.23	83.48	12,259.24
UNIDO	-	6,371.09	-	41.38	-
UNOG	-	226.82	-	-	4.86
UNON	-	44.09	-	-	-
UNOPS	159.73	24,537.12	15.65	3.56	207.83
UNOV	8.08	55.16	-	-	88.76
UNPD	33.50	9,072.21	25.69	-	17.20
UNRWA	-	4,976.27	-	-	-
UNU	-	134.05	-	-	-
UNV	-	4.40	-	-	-
UNWTO	-	-	-	-	-
UPU	-	-	-	-	-
WFP	4,039.03	48,786.53	73.38	1,556.42	24,511.49
WHO	192.19	44,585.84	46.13	-	108.46
WIPO	-	124.21	-	-	-
WMO	-	8.40	-	-	-
Total	**10,073.61**	**388,699.31**	**401.96**	**2,648.72**	**42,070.35**
%	**0.11%**	**4.42%**	**0.00%**	**0.03%**	**0.48%**

Procurement of goods (Thousand USD)	Nigeria	Norway	Oman	Pakistan	Palau
ECLAC	-	-	-	-	-
ESCAP	-	1.41	-	-	-
ESCWA	-	-	-	-	-
FAO	9,713.13	1.54	1.74	2,267.92	1.96
IAEA	-	45.62	-	106.62	-
IFAD	-	-	-	-	-
ILO	24.63	6.02	-	69.26	-
IMF	-	-	-	-	-
IMO	-	1.18	-	-	-
IOM	-	-	-	-	-
ITC	-	-	-	-	-
ITU	-	7.11	-	-	-
OPCW	-	-	-	-	-
PAHO	-	19.20	-	-	-
UN-ICTY/MICT	-	-	-	-	-
UN WOMEN	93.05	-	-	88.96	-
UNAIDS	9.65	-	-	11.00	-
UNAKRT	-	-	-	-	-
UNDP	737.05	1,675.63	11.66	1,749.95	1.47
UNECA	-	-	-	-	-
UNESCO	119.69	-	-	32.23	-
UNFCCC	-	-	-	-	-
UNFPA	7.49	551.71	-	171.70	-
UNHCR	6,602.50	24,418.25	-	8,427.13	-
UNICEF	11,283.67	2,240.85	-	4,076.63	-
UNIDO	169.74	-	-	17.09	-
UNOG	66.21	104.04	-	0.09	-
UNON	-	-	-	-	-
UNOPS	75.72	5.89	-	1,043.95	-
UNOV	950.67	-	-	1,593.87	-
UNPD	240.04	11.68	-	673.44	-
UNRWA	-	10.69	770.70	2,843.22	-
UNU	-	-	-	-	-
UNV	-	-	-	-	-
UNWTO	-	-	-	-	-
UPU	-	-	-	-	-
WFP	87,302.53	670.92	3,353.78	38,563.70	-
WHO	7,072.60	940.45	511.74	3,568.35	49.39
WIPO	-	-	-	-	-
WMO	-	-	-	-	-
Total	**124,468.37**	**30,712.16**	**4,649.61**	**65,305.11**	**52.82**
%	**1.41%**	**0.35%**	**0.05%**	**0.74%**	**0.00%**

Procurement of goods (Thousand USD)	Panama	Papua New Guinea	Paraguay	Peru	Philippines
ECLAC	-	-	-	-	-
ESCAP	-	-	-	-	-
ESCWA	-	-	-	-	-
FAO	305.57	161.55	25.57	260.60	1,217.01
IAEA	2.18	-	-	157.67	-
IFAD	-	-	-	8.58	-
ILO	54.84	-	7.62	264.19	83.24
IMF	-	-	-	-	-
IMO	-	-	-	-	-
IOM	-	-	-	-	-
ITC	-	3.99	-	-	-
ITU	-	-	-	-	-
OPCW	-	-	-	-	-
PAHO	7,417.04	-	564.81	941.99	-
UN-ICTY/MICT	-	-	-	-	-
UN WOMEN	0.80	86.62	33.16	-	3.91
UNAIDS	10.13	9.48	-	2.91	3.76
UNAKRT	-	-	-	-	-
UNDP	4,940.78	414.37	909.92	9,056.25	27,661.11
UNECA	-	-	-	-	-
UNESCO	11.48	-	6.44	149.19	7.00
UNFCCC	-	-	-	-	-
UNFPA	11.61	0.48	17.91	112.74	153.77
UNHCR	67.76	-	-	-	59.20
UNICEF	2,556.29	94.66	161.43	17.33	817.20
UNIDO	4.46	-	-	12.71	58.39
UNOG	-	-	-	-	-
UNON	-	-	-	-	-
UNOPS	84.41	-	40.04	69.94	170.73
UNOV	301.74	-	-	94.08	4.03
UNPD	134,609.63	-	-	155.60	13.49
UNRWA	-	-	-	-	-
UNU	-	-	-	-	-
UNV	-	-	-	7.00	-
UNWTO	-	-	-	-	-
UPU	-	-	-	-	-
WFP	258.88	-	295.60	395.32	2,274.94
WHO	-	128.84	-	-	1,758.02
WIPO	-	-	-	-	-
WMO	-	-	-	-	-
Total	**150,637.61**	**900.00**	**2,062.50**	**11,706.09**	**34,285.79**
%	**1.71%**	**0.01%**	**0.02%**	**0.13%**	**0.39%**

Procurement of goods (Thousand USD)	Poland	Portugal	Qatar	Republic of Korea	Republic of Moldova
ECLAC	-	-	-	-	-
ESCAP	-	-	-	97.85	-
ESCWA	-	-	-	-	-
FAO	-	45.59	-	-	-
IAEA	340.51	-	-	142.05	-
IFAD	-	-	-	-	-
ILO	0.17	1.27	-	-	1.45
IMF	-	-	-	-	-
IMO	-	8.88	-	-	-
IOM	-	-	-	-	-
ITC	-	-	-	-	-
ITU	6.08	-	-	3.57	-
OPCW	-	-	-	-	-
PAHO	-	-	197.57	106,520.38	-
UN-ICTY/MICT	-	-	-	-	-
UN WOMEN	-	-	-	-	62.57
UNAIDS	-	-	-	-	14.61
UNAKRT	-	-	-	-	-
UNDP	9.50	134.75	-	3,945.50	2,821.78
UNECA	-	-	-	35.50	-
UNESCO	-	-	59.63	-	-
UNFCCC	-	-	-	-	-
UNFPA	-	366.97	-	44.43	34.23
UNHCR	14.30	-	-	5,195.99	-
UNICEF	167.21	68.00	-	58,549.34	20.69
UNIDO	-	20.56	-	52.44	-
UNOG	-	-	-	12.14	-
UNON	-	-	-	-	-
UNOPS	-	933.80	-	1,302.10	1.47
UNOV	-	0.69	-	-	1.06
UNPD	6.87	-	-	203.81	-
UNRWA	0.41	-	-	48.81	-
UNU	-	4.44	-	-	-
UNV	-	-	-	-	-
UNWTO	-	-	-	-	-
UPU	-	-	-	-	-
WFP	-	0.41	-	-	-
WHO	1.44	51.12	-	585.83	4.39
WIPO	-	4.04	-	-	-
WMO	-	-	-	-	-
Total	**546.48**	**1,640.51**	**257.19**	**176,739.73**	**2,962.25**
%	**0.01%**	**0.02%**	**0.00%**	**2.01%**	**0.03%**

Procurement of goods (Thousand USD)	Romania	Russian Federation	Rwanda	Saint Kitts and Nevis	Saint Lucia
ECLAC	-	-	-	-	-
ESCAP	-	0.45	-	-	-
ESCWA	-	-	-	-	-
FAO	-	4,875.80	740.01	25.05	363.99
IAEA	-	291.95	-	-	-
IFAD	-	-	-	-	-
ILO	-	158.75	-	-	-
IMF	-	-	-	-	-
IMO	-	-	-	-	-
IOM	-	-	-	-	-
ITC	-	-	13.37	-	-
ITU	-	-	-	6.54	-
OPCW	39.28	-	-	-	-
PAHO	-	-	-	0.08	6.51
UN-ICTY/MICT	-	-	124.40	-	-
UN WOMEN	-	-	77.52	-	-
UNAIDS	-	5.43	-	-	-
UNAKRT	-	-	-	-	-
UNDP	11.36	650.15	403.36	-	-
UNECA	-	-	23.78	-	-
UNESCO	-	8.96	14.14	-	-
UNFCCC	-	-	-	-	-
UNFPA	-	-	47.47	-	-
UNHCR	-	866.57	1,381.29	-	-
UNICEF	2,463.30	26,743.20	914.23	-	-
UNIDO	-	-	20.71	-	-
UNOG	-	43.76	-	-	-
UNON	-	-	-	-	-
UNOPS	-	-	0.63	-	6.82
UNOV	-	-	-	-	-
UNPD	8.82	27.07	579.74	-	-
UNRWA	-	-	-	-	-
UNU	-	-	-	-	-
UNV	-	-	-	-	-
UNWTO	-	-	-	-	-
UPU	-	-	-	-	-
WFP	1,789.50	20,056.46	44,708.27	-	-
WHO	23.75	221.00	25.86	-	-
WIPO	-	-	-	-	-
WMO	-	-	-	-	-
Total	**4,336.00**	**53,949.56**	**49,074.77**	**31.66**	**377.32**
%	**0.05%**	**0.61%**	**0.56%**	**0.00%**	**0.00%**

Procurement of goods (Thousand USD)	Saint Vincent and the Grenadines	Samoa	San Marino	Sao Tome and Principe	Saudi Arabia
ECLAC	-	-	-	-	-
ESCAP	-	-	-	-	-
ESCWA	-	-	-	-	-
FAO	16.56	75.61	-	-	72.72
IAEA	-	-	-	-	-
IFAD	-	-	-	-	-
ILO	-	-	-	-	-
IMF	-	-	-	-	-
IMO	-	-	-	-	-
IOM	-	-	-	-	-
ITC	-	-	-	-	-
ITU	-	-	-	-	-
OPCW	-	-	-	-	-
PAHO	-	-	-	-	-
UN-ICTY/MICT	-	-	-	-	-
UN WOMEN	-	-	-	-	-
UNAIDS	-	-	-	-	-
UNAKRT	-	-	-	-	-
UNDP	83.24	273.17	-	98.77	6,163.21
UNECA	-	-	-	-	-
UNESCO	-	46.41	-	-	-
UNFCCC	-	-	-	-	-
UNFPA	-	-	-	-	-
UNHCR	-	-	-	-	137.15
UNICEF	-	-	-	38.54	-
UNIDO	-	-	-	3.35	-
UNOG	-	-	-	-	-
UNON	-	-	-	-	-
UNOPS	3.36	-	-	-	174.15
UNOV	-	-	-	-	-
UNPD	-	-	6.34	-	9.33
UNRWA	-	-	-	-	-
UNU	-	-	-	-	-
UNV	-	-	-	-	-
UNWTO	-	-	-	-	-
UPU	-	-	-	-	-
WFP	-	-	-	-	-
WHO	-	31.63	-	94.21	1.23
WIPO	-	-	-	-	-
WMO	-	-	-	-	-
Total	**103.16**	**426.81**	**6.34**	**234.87**	**6,557.78**
%	**0.00%**	**0.00%**	**0.00%**	**0.00%**	**0.07%**

Procurement of goods (Thousand USD)	Senegal	Serbia	Seychelles	Sierra Leone	Singapore
ECLAC	-	-	-	-	-
ESCAP	-	-	-	-	1.44
ESCWA	-	-	-	-	-
FAO	898.76	184.95	13.08	396.91	248.66
IAEA	-	85.09	-	-	359.30
IFAD	16.86	-	-	-	-
ILO	83.14	21.06	-	-	2.61
IMF	-	-	-	-	-
IMO	-	-	475.00	-	-
IOM	-	-	-	-	-
ITC	12.06	-	-	3.56	-
ITU	1.88	-	-	-	-
OPCW	-	-	-	-	44.89
PAHO	-	-	-	-	-
UN-ICTY/MICT	-	6.81	-	-	113.74
UN WOMEN	112.05	15.71	-	109.78	-
UNAIDS	24.38	-	-	3.70	-
UNAKRT	-	-	-	-	3.14
UNDP	13,150.67	567.71	-	1,331.40	279.18
UNECA	-	-	-	-	-
UNESCO	65.26	-	-	-	0.14
UNFCCC	-	-	-	-	-
UNFPA	109.15	0.34	-	214.96	32.00
UNHCR	402.25	732.61	-	21.96	34.42
UNICEF	1,418.94	519.96	47.44	1,779.80	14,509.10
UNIDO	38.57	-	-	14.80	-
UNOG	-	-	-	-	-
UNON	-	-	-	-	-
UNOPS	164.75	1,524.29	-	719.99	231.45
UNOV	232.57	1.15	-	70.41	4.14
UNPD	47.87	18.48	-	-	-
UNRWA	-	-	-	-	13.08
UNU	-	-	-	-	15.75
UNV	-	-	-	-	-
UNWTO	-	-	-	-	-
UPU	-	-	-	-	-
WFP	528.71	-	-	868.00	97,827.69
WHO	71.93	18.70	-	600.34	7,652.63
WIPO	-	-	-	-	-
WMO	-	-	-	-	-
Total	**17,379.80**	**3,696.89**	**535.52**	**6,135.62**	**121,373.36**
%	**0.20%**	**0.04%**	**0.01%**	**0.07%**	**1.38%**

Procurement of goods (Thousand USD)	Slovakia	Slovenia	Solomon Islands	Somalia	South Africa
ECLAC	-	-	-	-	-
ESCAP	-	-	-	-	-
ESCWA	-	-	-	-	-
FAO	2.04	-	14.79	1,167.70	1,660.33
IAEA	573.92	6.69	-	-	36.60
IFAD	-	-	-	-	-
ILO	-	-	-	-	160.81
IMF	-	-	-	-	-
IMO	-	-	-	-	-
IOM	-	-	-	-	-
ITC	-	-	-	-	-
ITU	-	-	-	-	-
OPCW	-	-	-	-	-
PAHO	-	-	-	-	-
UN-ICTY/MICT	61.67	-	-	-	0.53
UN WOMEN	-	-	13.29	4.71	15.19
UNAIDS	-	-	-	-	118.08
UNAKRT	-	-	-	-	-
UNDP	41.94	936.22	384.64	2,202.32	9,363.07
UNECA	-	-	-	-	61.81
UNESCO	-	-	-	-	40.18
UNFCCC	-	-	-	-	-
UNFPA	-	-	-	70.53	261.60
UNHCR	-	-	-	1,341.90	487.82
UNICEF	1,431.83	204.88	3.57	1,132.47	31,692.08
UNIDO	7.18	344.81	-	393.04	535.94
UNOG	-	-	-	-	-
UNON	-	-	-	-	-
UNOPS	-	-	0.91	834.78	7,157.89
UNOV	11.68	28.40	-	183.59	120.37
UNPD	128.09	-	-	531.18	784.32
UNRWA	-	-	-	-	-
UNU	-	-	-	-	-
UNV	-	-	-	-	-
UNWTO	-	-	-	-	-
UPU	-	-	-	-	-
WFP	-	-	-	1,378.45	48,429.40
WHO	0.75	-	311.06	233.89	664.97
WIPO	-	-	-	-	-
WMO	54.65	-	-	-	15.85
Total	**2,313.76**	**1,521.00**	**728.26**	**9,474.55**	**101,606.84**
%	**0.03%**	**0.02%**	**0.01%**	**0.11%**	**1.16%**

Procurement of goods (Thousand USD)	South Sudan	Spain	Sri Lanka	Sudan	Suriname
ECLAC	-	0.65	-	-	-
ESCAP	-	-	-	-	-
ESCWA	-	-	-	-	-
FAO	728.08	746.65	2,863.72	2,706.22	71.35
IAEA	-	592.94	-	-	-
IFAD	-	-	-	-	-
ILO	-	3.35	25.24	-	-
IMF	-	-	-	-	-
IMO	-	0.22	-	-	-
IOM	-	-	-	-	-
ITC	-	-	18.51	-	-
ITU	-	-	-	-	-
OPCW	-	-	-	-	-
PAHO	-	4,390.28	-	-	304.31
UN-ICTY/MICT	-	-	-	-	-
UN WOMEN	143.41	-	2.00	31.24	-
UNAIDS	15.05	2.08	-	6.39	-
UNAKRT	-	-	-	-	-
UNDP	2,636.66	5,099.36	1,173.01	11,431.13	116.39
UNECA	-	-	-	-	-
UNESCO	408.97	30.88	-	50.51	-
UNFCCC	-	-	-	-	-
UNFPA	48.87	827.59	18.87	150.91	-
UNHCR	1,773.83	5.80	100.75	10,894.49	-
UNICEF	9,638.04	4,238.80	1,251.79	10,511.42	95.57
UNIDO	74.92	252.87	5.60	26.06	-
UNOG	-	6.30	-	-	-
UNON	2.87	-	7.58	2.13	-
UNOPS	3,836.66	879.35	348.68	282.19	-
UNOV	-	-	222.62	0.99	9.65
UNPD	5,732.89	1,948.46	-	79,085.05	-
UNRWA	-	12.56	-	-	-
UNU	-	6.56	-	-	-
UNV	-	-	-	-	-
UNWTO	-	226.90	-	-	-
UPU	-	2.64	-	-	-
WFP	28,123.45	13,557.65	669.25	59,594.54	-
WHO	425.83	545.83	858.98	1,086.85	-
WIPO	-	-	18.71	-	-
WMO	-	-	-	-	-
Total	**53,589.52**	**33,377.73**	**7,585.31**	**175,860.11**	**597.27**
%	**0.61%**	**0.38%**	**0.09%**	**2.00%**	**0.01%**

Procurement of goods (Thousand USD)	Sweden	Switzerland	Syrian Arab Republic	Tajikistan	Thailand
ECLAC	-	16.23	-	-	-
ESCAP	-	-	-	-	1,974.33
ESCWA	-	26.66	-	-	-
FAO	279.53	1,827.30	1,984.39	485.91	603.26
IAEA	205.90	396.00	-	-	1.98
IFAD	-	-	-	-	-
ILO	-	4,382.63	-	5.01	67.69
IMF	-	-	-	-	-
IMO	2.37	-	-	-	-
IOM	-	-	-	-	-
ITC	1.20	865.80	-	-	-
ITU	-	2,752.68	-	-	11.01
OPCW	-	145.63	-	-	-
PAHO	40.36	572.18	-	-	-
UN-ICTY/MICT	-	-	-	-	-
UN WOMEN	-	7.88	-	-	68.13
UNAIDS	-	177.45	-	-	23.03
UNAKRT	-	-	-	-	-
UNDP	311.63	11,101.18	7,089.39	2,969.78	237.65
UNECA	-	134.62	-	-	-
UNESCO	18.36	48.26	129.02	-	96.35
UNFCCC	-	0.12	-	-	-
UNFPA	-	20.69	4,557.22	96.07	2,917.44
UNHCR	1,454.65	8,802.44	5,848.76	-	794.71
UNICEF	6,853.77	41,241.04	30,980.74	210.59	2,691.32
UNIDO	-	120.61	-	7.44	14.86
UNOG	83.88	7,237.85	-	-	9.21
UNON	-	-	-	-	-
UNOPS	245.55	249.32	6.61	-	1,828.22
UNOV	1.68	126.42	-	133.79	43.16
UNPD	2,923.50	13,927.67	408.86	0.36	30.97
UNRWA	-	-	12,542.97	-	-
UNU	-	-	-	-	-
UNV	-	-	-	-	-
UNWTO	-	-	-	-	-
UPU	-	1,046.45	-	-	-
WFP	-	36,669.34	12,816.90	542.09	66.95
WHO	266.92	5,907.02	2,938.85	66.12	85.18
WIPO	-	4,857.81	-	-	-
WMO	-	256.75	-	-	-
Total	**12,689.30**	**142,918.03**	**79,303.72**	**4,517.18**	**11,565.46**
%	**0.14%**	**1.62%**	**0.90%**	**0.05%**	**0.13%**

Procurement of goods (Thousand USD)	The former Yugoslav Republic of Macedonia	Timor-Leste	Togo	Tonga	Trinidad and Tobago
ECLAC	-	-	-	-	31.34
ESCAP	-	-	-	-	-
ESCWA	-	-	-	-	-
FAO	42.50	325.10	110.95	123.93	36.09
IAEA	157.90	-	-	-	-
IFAD	-	-	-	-	-
ILO	-	51.28	-	-	229.67
IMF	-	-	-	-	-
IMO	-	-	-	-	-
IOM	-	-	-	-	-
ITC	-	-	9.47	-	1.55
ITU	-	-	-	-	-
OPCW	-	-	-	-	-
PAHO	-	-	-	-	184.91
UN-ICTY/MICT	-	-	-	-	-
UN WOMEN	6.44	-	-	-	-
UNAIDS	-	-	3.26	-	-
UNAKRT	-	-	-	-	-
UNDP	1,521.58	583.49	2,906.12	11.33	988.96
UNECA	-	-	-	-	-
UNESCO	-	30.61	6.87	-	-
UNFCCC	-	-	-	-	-
UNFPA	1.93	1.20	28.86	0.51	0.69
UNHCR	50.09	-	107.73	-	6.09
UNICEF	63.10	917.13	362.24	-	19.77
UNIDO	40.14	-	14.37	-	-
UNOG	-	-	-	-	-
UNON	-	-	-	-	-
UNOPS	0.61	-	-	-	-
UNOV	0.26	-	1.38	-	-
UNPD	1.75	-	9.78	-	-
UNRWA	-	-	-	-	-
UNU	-	-	-	-	-
UNV	-	-	-	-	-
UNWTO	-	-	-	-	-
UPU	-	-	-	-	-
WFP	-	537.00	8.24	-	-
WHO	13.99	295.84	34.08	72.45	-
WIPO	-	-	-	-	-
WMO	-	-	-	-	-
Total	**1,900.28**	**2,741.64**	**3,603.34**	**208.22**	**1,499.06**
%	**0.02%**	**0.03%**	**0.04%**	**0.00%**	**0.02%**

Procurement of goods (Thousand USD)	Tunisia	Turkey	Turkmenistan	Tuvalu	Uganda
ECLAC	-	-	-	-	-
ESCAP	-	-	-	-	-
ESCWA	-	-	-	-	-
FAO	681.11	2,837.65	-	5.88	8,420.20
IAEA	-	-	-	-	-
IFAD	-	-	-	-	-
ILO	62.12	124.62	-	-	6.58
IMF	-	-	-	-	-
IMO	-	-	-	-	-
IOM	-	-	-	-	-
ITC	-	-	-	-	5.12
ITU	8.11	-	-	-	1.64
OPCW	-	-	-	-	-
PAHO	-	-	-	-	-
UN-ICTY/MICT	-	-	-	-	-
UN WOMEN	-	27.79	-	-	211.99
UNAIDS	1.54	-	-	-	39.45
UNAKRT	-	-	-	-	-
UNDP	1,855.32	4,745.16	383.84	1.50	446.07
UNECA	-	10.50	-	-	239.92
UNESCO	4.35	-	0.10	-	44.71
UNFCCC	-	-	-	-	-
UNFPA	65.69	9,540.97	13.58	-	969.84
UNHCR	515.44	25,575.78	-	-	11,117.38
UNICEF	192.40	28,496.21	13.81	-	3,576.79
UNIDO	147.98	299.79	-	-	270.68
UNOG	4.07	3.49	-	-	-
UNON	-	-	-	-	-
UNOPS	936.72	170.94	0.01	-	311.56
UNOV	1,005.89	-	3.14	-	-
UNPD	157.81	217.84	17.21	-	2,904.31
UNRWA	-	23,126.19	-	-	-
UNU	-	-	-	-	0.78
UNV	-	-	-	-	-
UNWTO	-	-	-	-	-
UPU	-	-	-	-	-
WFP	389.78	241,753.72	-	-	35,806.52
WHO	398.71	255.23	2.86	-	98.08
WIPO	-	-	-	-	-
WMO	-	-	-	-	-
Total	**6,427.02**	**337,185.89**	**434.55**	**7.38**	**64,471.62**
%	**0.07%**	**3.83%**	**0.00%**	**0.00%**	**0.73%**

Procurement of goods (Thousand USD)	Ukraine	United Arab Emirates	United Kingdom of Great Britain and Northern Ireland	United Republic of Tanzania	United States of America
ECLAC	-	-	-	-	1,029.57
ESCAP	-	-	1.65	-	754.69
ESCWA	-	-	109.67	-	575.50
FAO	789.73	1,167.00	2,180.98	557.94	8,810.03
IAEA	128.83	1.88	4,196.18	23.57	4,555.92
IFAD	-	66.26	16.88	-	542.09
ILO	11.17	7.64	192.95	99.73	48.58
IMF	-	-	-	-	21,829.97
IMO	-	-	2,086.34	-	29.02
IOM	-	-	-	-	-
ITC	-	-	27.68	- 0.04	54.24
ITU	-	14.39	143.75	-	216.83
OPCW	-	-	2,679.23	-	73.94
PAHO	-	1,751.65	3,492.83	-	77,803.36
UN-ICTY/MICT	-	-	- 50.71	826.94	1,013.99
UN WOMEN	17.31	46.56	9.00	49.15	5,590.84
UNAIDS	-	-	8.08	-	271.41
UNAKRT	-	-	49.36	-	89.78
UNDP	28,836.06	19,205.59	9,795.38	1,121.97	30,008.72
UNECA	-	1,017.38	562.83	-	2,150.66
UNESCO	-	143.03	243.25	18.09	733.74
UNFCCC	-	-	4.03	-	5.23
UNFPA	22.28	2,492.16	5,130.69	98.46	2,570.23
UNHCR	2,513.38	33,282.79	3,761.75	5,185.71	9,888.34
UNICEF	5,752.30	21,837.52	29,151.30	2,539.41	313,152.20
UNIDO	111.31	39.88	538.13	65.71	999.68
UNOG	-	226.70	1,038.54	-	2,249.06
UNON	-	96.80	57.61	-	1,358.28
UNOPS	1,239.45	7,264.54	5,323.21	36.89	12,704.81
UNOV	-	166.06	1,041.65	30.59	2,179.82
UNPD	78.66	489,947.86	38,616.42	1.04	68,836.02
UNRWA	-	4,119.25	827.40	-	27.66
UNU	-	-	11.56	-	101.23
UNV	-	-	1.64	-	-
UNWTO	-	-	0.66	-	6.93
UPU	-	-	4.78	-	1.60
WFP	9,651.03	46,652.60	34,877.22	6,070.82	12,051.68
WHO	27.16	6,159.42	10,487.18	146.62	4,558.04
WIPO	-	-	187.64	-	200.61
WMO	-	-	-	-	83.93
Total	**49,178.65**	**635,706.95**	**156,806.75**	**16,872.59**	**587,158.22**
%	**0.56%**	**7.23%**	**1.78%**	**0.19%**	**6.68%**

Procurement of goods (Thousand USD)	Uruguay	Uzbekistan	Vanuatu	Venezuela (Bolivarian Republic of)	Viet Nam
ECLAC	3.85	-	-	-	-
ESCAP	-	-	-	-	-
ESCWA	-	-	-	-	-
FAO	238.18	31.00	-	74.88	740.82
IAEA	-	267.53	-	-	-
IFAD	-	-	-	-	0.31
ILO	-	-	-	-	-
IMF	-	-	-	-	-
IMO	-	-	-	-	-
IOM	-	-	-	-	-
ITC	-	-	4.00	-	-
ITU	-	-	-	-	-
OPCW	-	-	-	-	-
PAHO	248.68	-	-	207.86	-
UN-ICTY/MICT	-	-	-	-	-
UN WOMEN	38.73	-	0.39	-	-
UNAIDS	-	-	-	-	1.03
UNAKRT	-	-	-	-	-
UNDP	98.47	1,078.65	94.17	5.44	148.83
UNECA	-	-	-	-	-
UNESCO	92.49	20.43	-	0.24	4.43
UNFCCC	-	-	-	-	-
UNFPA	9.96	0.87	-	0.11	484.12
UNHCR	-	-	-	25.45	-
UNICEF	110.70	190.98	3.97	4.04	63.27
UNIDO	62.52	-	-	25.23	166.28
UNOG	-	-	-	-	-
UNON	-	-	-	-	-
UNOPS	1,318.57	-	-	-	-
UNOV	-	44.65	-	-	200.19
UNPD	-	-	-	-	-
UNRWA	-	-	-	-	-
UNU	-	-	-	-	0.85
UNV	-	-	-	-	-
UNWTO	-	-	-	-	-
UPU	-	-	-	-	-
WFP	330.43	-	-	-	8,844.73
WHO	-	1.53	40.57	-	551.82
WIPO	-	-	-	-	-
WMO	-	-	-	-	-
Total	**2,552.58**	**1,635.63**	**143.10**	**343.23**	**11,206.68**
%	**0.03%**	**0.02%**	**0.00%**	**0.00%**	**0.13%**

Procurement of goods (Thousand USD)	Yemen	Zambia	Zimbabwe	Subtotal	Africa *
ECLAC	-	-	-	**2,600.39**	-
ESCAP	-	-	-	**3,147.78**	-
ESCWA	-	-	-	**1,448.30**	-
FAO	4,935.73	144.73	1,421.62	**165,841.14**	-
IAEA	-	-	-	**84,214.92**	-
IFAD	-	4.75	-	**1,919.51**	-
ILO	-	-	-	**12,494.81**	-
IMF	-	-	-	**21,842.15**	-
IMO	-	-	-	**3,283.21**	-
IOM	-	-	-	**-**	-
ITC	-	21.49	-	**1,609.76**	-
ITU	-	55.39	-	**5,007.26**	-
OPCW	-	-	-	**6,928.34**	-
PAHO	-	-	-	**669,414.45**	-
UN-ICTY/MICT	-	-	-	**3,373.90**	-
UN WOMEN	59.89	-	10.21	**11,093.64**	-
UNAIDS	-	45.91	-	**1,867.43**	-
UNAKRT	-	-	-	**323.30**	-
UNDP	1,126.95	3,245.52	9,384.32	**700,047.49**	-
UNECA	-	49.22	-	**8,236.87**	-
UNESCO	60.63	15.95	78.46	**18,908.54**	-
UNFCCC	-	-	-	**925.90**	-
UNFPA	590.92	114.09	403.02	**188,422.81**	-
UNHCR	4,252.19	1,016.73	1,263.74	**431,862.13**	17.88
UNICEF	30,075.73	1,031.70	4,851.54	**2,336,449.20**	-
UNIDO	-	19.73	-	**32,289.20**	-
UNOG	22.40	-	-	**15,543.19**	-
UNON	-	-	-	**4,284.96**	-
UNOPS	49.39	12.68	2.60	**561,877.73**	-
UNOV	-	33.43	10.91	**20,506.93**	1.49
UNPD	3.52	-	-	**1,122,357.63**	19.18
UNRWA	-	-	-	**101,184.93**	-
UNU	-	-	-	**761.79**	-
UNV	-	-	-	**775.20**	-
UNWTO	-	-	-	**240.08**	-
UPU	-	-	-	**1,072.64**	-
WFP	32,198.42	21,138.48	858.56	**1,686,396.15**	-
WHO	4,782.10	70.38	229.43	**219,783.41**	-
WIPO	-	-	-	**6,439.57**	-
WMO	-	-	-	**1,378.21**	-
Total	**78,157.88**	**27,020.17**	**18,514.41**	**8,456,154.86**	**38.56**
%	**0.89%**	**0.31%**	**0.21%**	**96.13%**	**0.00%**

Procurement of goods (Thousand USD)	Arab Countries *	Asia **	Europe **	Latin America and the Caribbean **	Northern America **
ECLAC	-	-	-	-	-
ESCAP	-	-	-	-	-
ESCWA	-	-	-	-	-
FAO	1,050.87	43.19	1,530.02	-	-
IAEA	74.48	17.47	-	-	-
IFAD	-	-	-	-	-
ILO	5.31	-	322.68	-	-
IMF	-	-	-	-	-
IMO	-	-	-	-	-
IOM	-	-	-	-	-
ITC	-	-	76.00	-	-
ITU	14.27	-	-	0.32	-
OPCW	-	-	-	-	-
PAHO	-	-	-	122.75	1.55
UN-ICTY/MICT	-	-	-	-	-
UN WOMEN	15.18	-	763.06	-	-
UNAIDS	-	-	-	-	-
UNAKRT	-	-	-	-	-
UNDP	8,135.10	-	11,764.81	930.11	-
UNECA	-	-	268.78	-	-
UNESCO	39.88	-	0.52	-	-
UNFCCC	-	-	-	-	-
UNFPA	479.06	-	326.05	7.02	-
UNHCR	-	-	1,022.67	-	-
UNICEF	1,520.42	-	-	3.14	-
UNIDO	-	-	209.47	-	-
UNOG	4.06	-	948.92	-	-
UNON	-	-	33.94	-	-
UNOPS	144.53	-	32,833.17	-	-
UNOV	18.75	-	-	-	-
UNPD	352.55	-	285.64	-	-
UNRWA	37,747.04	-	-	-	-
UNU	-	-	-	-	-
UNV	-	-	-	-	-
UNWTO	-	-	-	-	-
UPU	-	-	-	-	-
WFP	7,087.29	-	36.84	0.83	-
WHO	2,028.95	-	1,468.78	-	-
WIPO	-	-	-	-	-
WMO	-	-	-	-	-
	* Procurement from the State of Palestine		** Procurement from remaining countries in these regions		
Total	**58,717.72**	**60.66**	**51,891.34**	**1,064.16**	**1.55**
%	**0.67%**	**0.00%**	**0.59%**	**0.01%**	**0.00%**

Procurement of goods (Thousand USD)	Oceania **	Unspecified	Grand total
ECLAC	-	-	**2,600.39**
ESCAP	-	-	**3,147.78**
ESCWA	-	-	**1,448.30**
FAO	13.01	-	**168,478.22**
IAEA	-	-	**84,306.87**
IFAD	-	-	**1,919.51**
ILO	-	349.18	**13,171.99**
IMF	-	-	**21,842.15**
IMO	-	-	**3,283.21**
IOM	-	228,040.30	**228,040.30**
ITC	-	-	**1,685.76**
ITU	-	-	**5,021.84**
OPCW	-	-	**6,928.34**
PAHO	-	-	**669,538.75**
UN-ICTY/MICT	-	-	**3,373.90**
UN WOMEN	-	-	**11,871.88**
UNAIDS	-	-	**1,867.43**
UNAKRT	-	-	**323.30**
UNDP	-	-	**720,877.50**
UNECA	-	-	**8,505.64**
UNESCO	-	-	**18,948.94**
UNFCCC	-	-	**925.90**
UNFPA	-	-	**189,234.94**
UNHCR	-	-	**432,902.68**
UNICEF	-	-	**2,337,972.75**
UNIDO	-	-	**32,498.68**
UNOG	-	-	**16,496.17**
UNON	-	-	**4,318.89**
UNOPS	8.69	-	**594,864.11**
UNOV	-	-	**20,527.17**
UNPD	0.12	7.33	**1,123,022.45**
UNRWA	-	-	**138,931.97**
UNU	-	-	**761.79**
UNV	-	-	**775.20**
UNWTO	-	-	**240.08**
UPU	-	-	**1,072.64**
WFP	-	0.70	**1,693,521.81**
WHO	10.74	-	**223,291.89**
WIPO	-	-	**6,439.57**
WMO	-	-	**1,378.21**
	** Procurement from remaining countries in these regions		
Total	**32.56**	**228,397.51**	**8,796,358.90**
%	**0.00%**	**2.60%**	**100.00%**

11

PROCUREMENT OF SERVICES

Vendor Country	Procurement of services by UN organization (Thousand USD)				
	ECLAC	ESCAP	ESCWA	FAO	IAEA
Afghanistan	-	-	-	4,702.43	23.57
Albania	-	-	-	3.71	62.53
Algeria	-	-	-	227.03	385.34
Andorra	-	-	-	-	-
Angola	-	-	-	609.17	-
Antigua and Barbuda	-	-	-	21.69	2.97
Argentina	222.93	-	-	569.03	369.90
Armenia	-	11.96	-	204.12	75.83
Australia	-	41.80	-	74.28	304.05
Austria	-	2.23	-	3,429.20	78,018.90
Azerbaijan	-	-	-	156.67	0.26
Bahamas	-	-	-	35.26	-
Bahrain	-	-	11.68	-	6.57
Bangladesh	-	33.78	-	2,307.60	116.44
Barbados	4.35	-	-	564.03	-
Belarus	-	-	-	-	65.07
Belgium	-	-	-	634.94	350.04
Belize	-	-	-	165.99	9.26
Benin	-	-	-	303.41	74.38
Bhutan	-	5.87	-	20.33	-
Bolivia (Plurinational State of)	-	-	-	394.23	5.93
Bosnia and Herzegovina	-	-	-	4.23	2.63
Botswana	-	-	-	123.99	80.85
Brazil	26.57	-	-	1,246.19	470.38
Brunei Darussalam	-	-	-	-	-
Bulgaria	-	-	-	24.15	89.95
Burkina Faso	-	-	-	1,082.50	76.68
Burundi	-	-	-	305.41	24.25
Cabo Verde	-	-	-	517.16	-
Cambodia	-	21.06	-	576.26	29.25
Cameroon	-	-	-	455.61	124.89
Canada	1.50	1.66	-	215.45	946.51
Central African Republic	-	-	-	936.79	31.30
Chad	-	-	-	1,073.09	31.77
Chile	4,421.77	-	-	1,197.00	490.07
China	-	85.26	-	1,207.81	616.07
Colombia	121.93	-	-	2,828.90	59.15
Comoros	-	-	-	28.19	-
Congo	-	-	-	2,470.33	2.23
Costa Rica	9.06	-	-	112.72	37.97
Côte d'Ivoire	-	-	-	1,013.24	54.00
Croatia	-	-	-	59.91	114.43
Cuba	11.59	-	-	485.01	58.02
Cyprus	-	1,402.07	-	69.22	-
Czechia	-	-	-	94.27	341.73
Democratic People's Republic of Korea	-	-	-	39.32	-
Democratic Republic of the Congo	-	-	-	-	27.78
Denmark	4.20	114.90	-	3,694.81	251.74
Djibouti	-	-	-	479.25	22.16
Dominica	-	-	-	7.27	-
Dominican Republic	17.11	-	-	262.73	-
Ecuador	6.36	-	-	507.07	15.79
Egypt	-	-	49.76	711.57	330.42
El Salvador	4.48	-	-	652.04	20.41
Equatorial Guinea	-	-	-	285.69	-
Eritrea	-	54.76	-	123.38	-
Estonia	-	-	-	-	41.86
Eswatini	-	-	-	448.78	3.57
Ethiopia	-	-	-	2,670.39	76.56
Fiji	-	157.84	-	192.05	-
Finland	-	-	-	0.90	52.66
France	23.70	-	2.88	444.27	1,081.53
Gabon	-	-	-	829.51	1.05
Gambia	-	-	-	184.57	3.57
Georgia	-	9.22	-	302.77	19.86
Germany	-	-	-	364.91	3,282.33
Ghana	-	-	-	1,643.34	2,102.52
Greece	-	-	-	555.05	73.23
Grenada	-	-	-	2.03	-
Guatemala	12.98	-	-	677.90	80.53
Guinea	-	-	-	149.50	-
Guinea-Bissau	-	-	-	186.90	-
Guyana	-	-	-	194.65	-
Haiti	-	-	-	1,362.05	-
Honduras	3.56	-	-	487.93	-

Vendor Country	Procurement of services by UN organization (Thousand USD)				
	ECLAC	ESCAP	ESCWA	FAO	IAEA
Hungary	-	-	-	479.79	180.13
Iceland	-	-	-	21.45	-
India	-	158.27	-	1,213.74	10,175.75
Indonesia	-	110.16	-	1,654.47	428.50
Iran (Islamic Republic of)	-	16.61	-	283.78	225.79
Iraq	-	-	-	720.99	1.84
Ireland	17.98	-	-	234.11	9.57
Israel	-	-	-	185.90	34.79
Italy	-	1.65	2.13	26,639.32	3,485.71
Jamaica	14.51	-	-	97.18	46.01
Japan	-	89.46	-	206.08	789.10
Jordan	-	-	110.68	1,683.12	138.89
Kazakhstan	-	53.94	-	21.92	41.18
Kenya	-	1.43	-	16,940.18	71.09
Kiribati	-	-	-	20.01	-
Kuwait	-	-	3.58	109.62	24.36
Kyrgyzstan	-	26.07	-	281.16	-
Lao People's Democratic Republic	-	6.09	-	144.55	23.97
Latvia	-	-	-	0.30	5.76
Lebanon	-	-	4,853.67	1,163.91	28.22
Lesotho	-	-	-	1,114.91	7.42
Liberia	-	-	-	669.14	1.78
Libya	-	-	-	-	2.21
Liechtenstein	-	-	-	-	-
Lithuania	-	-	-	17.49	34.82
Luxembourg	-	-	-	15.20	2.78
Madagascar	-	-	-	1,113.54	62.94
Malawi	-	-	-	934.04	7.33
Malaysia	-	3.00	-	133.71	421.58
Maldives	-	-	-	-	-
Mali	-	-	-	1,803.90	17.39
Malta	-	-	-	5.75	-
Marshall Islands	-	-	-	22.77	8.57
Mauritania	-	-	3.66	364.89	20.64
Mauritius	-	-	-	345.79	40.15
Mexico	1,332.96	-	-	1,140.66	585.97
Micronesia (Federated States of)	-	-	-	-	-
Monaco	-	-	-	-	287.28
Mongolia	-	32.56	-	490.34	26.20
Montenegro	-	-	-	5.89	-
Morocco	-	-	81.16	865.32	785.29
Mozambique	-	-	-	2,558.34	6.49
Myanmar	-	62.64	-	1,018.06	40.74
Namibia	-	-	-	263.41	32.31
Nauru	-	-	-	-	-
Nepal	-	28.08	-	405.85	41.38
Netherlands	77.55	8.69	7.45	1,205.14	351.73
New Zealand	-	1.34	-	226.84	169.43
Nicaragua	-	-	-	223.35	5.61
Niger	-	-	-	518.16	11.95
Nigeria	-	-	-	1,669.99	64.71
Norway	-	-	-	92.96	-
Oman	-	-	13.17	87.31	1.68
Pakistan	-	32.50	-	1,589.46	2,359.62
Palau	-	3.05	-	-	-
Panama	11.10	-	-	917.04	6.24
Papua New Guinea	-	-	-	445.02	5.61
Paraguay	-	-	-	590.90	38.41
Peru	44.30	-	-	471.63	52.93
Philippines	-	30.73	-	373.04	180.97
Poland	-	-	-	-	193.14
Portugal	-	-	-	0.18	54.21
Qatar	-	-	1.63	-	-
Republic of Korea	-	402.20	-	-	328.39
Republic of Moldova	-	-	-	-	-
Romania	-	-	-	2.91	36.14
Russian Federation	-	50.73	-	178.77	412.15
Rwanda	-	-	-	988.47	6.83
Saint Kitts and Nevis	-	-	-	2.58	-
Saint Lucia	-	-	-	51.31	-
Saint Vincent and the Grenadines	-	-	-	4.00	-
Samoa	-	7.67	-	561.74	-
San Marino	-	-	-	-	-
Sao Tome and Principe	-	-	-	2.96	-
Saudi Arabia	-	-	-	141.02	5.61

Vendor Country	Procurement of services by UN organization (Thousand USD)				
	ECLAC	ESCAP	ESCWA	FAO	IAEA
Senegal	-	-	-	1,512.18	176.76
Serbia	-	-	-	23.71	80.05
Seychelles	-	-	-	39.21	-
Sierra Leone	-	-	-	610.15	31.36
Singapore	-	19.44	-	89.02	228.57
Slovakia	-	-	-	0.11	340.09
Slovenia	-	-	-	8.25	43.37
Solomon Islands	-	-	-	5.69	-
Somalia	-	-	-	3,738.64	-
South Africa	-	4.84	-	1,532.59	1,634.38
South Sudan	-	-	-	3,372.37	-
Spain	18.96	201.34	-	594.12	170.72
Sri Lanka	-	16.81	-	1,827.32	120.75
Sudan	-	-	17.57	2,300.37	65.33
Suriname	-	-	-	12.52	-
Sweden	-	-	2.10	44.60	67.72
Switzerland	3,300.04	139.20	-	2,932.36	2,352.68
Syrian Arab Republic	-	-	-	1,636.15	42.25
Tajikistan	-	-	-	484.95	17.38
Thailand	-	5,842.38	-	834.97	229.17
The former Yugoslav Republic of Macedonia	-	-	-	1.97	30.53
Timor-Leste	-	-	-	303.94	-
Togo	-	-	-	342.54	13.33
Tonga	-	-	-	11.11	-
Trinidad and Tobago	969.12	-	-	364.22	-
Tunisia	-	-	38.66	1,004.91	187.39
Turkey	-	4.21	-	1,413.59	184.90
Turkmenistan	-	-	-	-	-
Tuvalu	-	-	-	-	-
Uganda	-	-	-	3,287.17	88.14
Ukraine	-	-	-	58.95	124.04
United Arab Emirates	-	-	34.64	6,136.93	85.31
United Kingdom of Great Britain and Northern Ireland	52.49	81.74	7.75	5,564.22	7,915.71
United Republic of Tanzania	-	-	-	1,078.30	92.09
United States of America	437.93	927.86 -	20.13	5,861.31	6,916.18
Uruguay	81.35	-	-	845.54	74.92
Uzbekistan	-	-	-	204.93	24.73
Vanuatu	-	-	-	20.78	-
Venezuela (Bolivarian Republic of)	-	-	-	858.95	6.06
Viet Nam	-	43.59	-	800.10	388.39
Yemen	-	-	6.79	1,321.57	4.07
Zambia	-	-	-	1,059.42	232.48
Zimbabwe	-	-	-	2,606.35	66.71
Subtotal:	**11,250.39**	**10,350.69**	**5,228.83**	**178,492.65**	**135,505.60**
Other countries in:					
Africa	-	-	-	-	-
Arab Countries*	-	-	25.00	732.94	5.70
Asia	-	-	-	0.35	-
Europe	-	-	-	268.90	-
Latin America and the Caribbean	-	-	-	-	-
Northern America	-	-	-	-	-
Oceania	-	-	-	2.57	-
Unspecified	-	-	-	23,395.05	-
Grand total:	**11,250.39**	**10,350.69**	**5,253.83**	**202,892.45**	**135,511.30**
Procurement of services in					
Developed regions	3,934.35	3,013.95	2.19	54,081.70	108,390.03
% of organization's total	34.97%	29.12%	0.04%	26.66%	79.99%
Developing regions & economies in transition	7,316.04	7,124.45	5,223.62	77,418.81	25,631.15
% of organization's total	65.03%	68.83%	99.42%	38.16%	18.91%
LDC regions	-	212.28	28.02	47,996.89	1,490.12
% of organization's total	0.00%	2.05%	0.53%	23.66%	1.10%
Not explicitly classified	0.00	-	-	23,395.05	-
% of organization's total	0.00%	0.00%	0.00%	11.53%	0.00%

* Procurement from the State of Palestine

Vendor Country	Procurement of services by UN organization (Thousand USD)				
	IFAD	ILO	IMF	IMO	IOM
Afghanistan	-	719.30	-	-	-
Albania	-	72.40	-	-	-
Algeria	-	2,611.64	-	-	-
Andorra	-	-	-	-	-
Angola	-	-	-	-	-
Antigua and Barbuda	-	-	-	-	-
Argentina	147.44	1,688.30	-	1.73	-
Armenia	-	47.37	-	-	-
Australia	-	268.13	-	15.00	-
Austria	5.78	33.72	-	-	-
Azerbaijan	-	103.65	-	-	-
Bahamas	-	0.53	-	-	-
Bahrain	-	23.94	-	-	-
Bangladesh	31.68	9,687.58	-	-	-
Barbados	-	5.10	-	-	-
Belarus	-	-	-	-	-
Belgium	891.76	831.25	-	-	-
Belize	-	3.35	-	-	-
Benin	6.59	34.08	-	-	-
Bhutan	2.00	-	-	-	-
Bolivia (Plurinational State of)	306.69	351.09	-	-	-
Bosnia and Herzegovina	-	1,535.35	-	-	-
Botswana	-	-	-	-	-
Brazil	150.28	2,420.27	-	-	-
Brunei Darussalam	-	0.56	-	-	-
Bulgaria	-	19.58	-	-	-
Burkina Faso	66.40	170.81	-	-	-
Burundi	48.44	-	-	-	-
Cabo Verde	-	7.52	-	-	-
Cambodia	27.14	960.05	-	-	-
Cameroon	296.03	2,219.98	-	-	-
Canada	46.93	947.29	-	-	-
Central African Republic	-	20.46	-	-	-
Chad	-	-	-	-	-
Chile	40.00	1,593.61	-	-	-
China	40.70	1,821.64	-	430.21	-
Colombia	220.37	6,349.83	-	-	-
Comoros	-	-	-	-	-
Congo	31.02	-	-	-	-
Costa Rica	18.30	2,090.77	-	-	-
Côte d'Ivoire	-	1,548.05	-	-	-
Croatia	-	6.22	-	-	-
Cuba	-	-	-	-	-
Cyprus	-	13.50	-	-	-
Czechia	-	42.93	-	-	-
Democratic People's Republic of Korea	-	-	-	-	-
Democratic Republic of the Congo	101.61	983.06	-	-	-
Denmark	27.39	2,685.44	-	4.77	-
Djibouti	-	-	-	-	-
Dominica	-	-	-	-	-
Dominican Republic	109.27	84.19	-	-	-
Ecuador	27.40	296.80	-	-	-
Egypt	40.83	3,479.91	-	-	-
El Salvador	13.20	145.31	-	-	-
Equatorial Guinea	-	-	-	-	-
Eritrea	-	-	-	-	-
Estonia	-	15.65	-	-	-
Eswatini	-	0.39	-	-	-
Ethiopia	69.32	1,191.56	-	-	-
Fiji	-	1,301.60	-	335.40	-
Finland	-	15.29	-	8.26	-
France	423.39	2,998.38	-	-	-
Gabon	-	1.27	-	-	-
Gambia	-	-	-	-	-
Georgia	36.90	136.38	-	-	-
Germany	1,332.80	1,200.99	-	5.07	-
Ghana	5.80	465.35	-	-	-
Greece	-	208.18	-	39.16	-
Grenada	-	-	-	-	-
Guatemala	109.83	194.28	-	-	-
Guinea	18.88	-	-	-	-
Guinea-Bissau	-	-	-	-	-
Guyana	-	57.64	-	-	-
Haiti	32.44	1,678.32	-	-	-
Honduras	-	92.66	-	-	-

Vendor Country	Procurement of services by UN organization (Thousand USD)				
	IFAD	ILO	IMF	IMO	IOM
Hungary	-	967.94	-	-	-
Iceland	-	36.50	-	-	-
India	368.10	2,983.82	-	-	-
Indonesia	209.46	2,167.33	-	-	-
Iran (Islamic Republic of)	-	-	-	-	-
Iraq	19.67	15.00	-	-	-
Ireland	50.20	903.14	-	8.00	-
Israel	-	95.29	-	-	-
Italy	22,623.16	10,733.36	-	5.85	-
Jamaica	-	58.55	-	-	-
Japan	11.93	266.86	-	-	-
Jordan	38.50	16,249.35	-	-	-
Kazakhstan	-	13.66	-	-	-
Kenya	768.87	388.76	-	352.80	-
Kiribati	-	-	-	-	-
Kuwait	-	520.33	-	-	-
Kyrgyzstan	78.91	54.05	-	-	-
Lao People's Democratic Republic	21.24	394.74	-	-	-
Latvia	-	-	-	-	-
Lebanon	25.00	10,985.00	-	-	-
Lesotho	-	0.89	-	-	-
Liberia	14.35	155.29	-	-	-
Libya	-	-	-	-	-
Liechtenstein	-	-	-	-	-
Lithuania	-	0.28	-	-	-
Luxembourg	12.94	29.99	-	-	-
Madagascar	52.38	2,113.41	-	-	-
Malawi	-	847.69	-	-	-
Malaysia	-	117.93	-	-	-
Maldives	-	0.32	-	-	-
Mali	53.49	115.57	-	-	-
Malta	-	0.15	-	1.92	-
Marshall Islands	-	-	-	-	-
Mauritania	-	124.61	-	-	-
Mauritius	-	7.97	-	-	-
Mexico	55.00	985.37	-	-	-
Micronesia (Federated States of)	-	-	-	-	-
Monaco	-	-	-	-	-
Mongolia	-	288.89	-	-	-
Montenegro	-	173.26	-	-	-
Morocco	41.00	411.66	-	-	-
Mozambique	214.19	1,559.09	-	-	-
Myanmar	-	2,512.45	-	-	-
Namibia	-	0.39	-	-	-
Nauru	-	-	-	-	-
Nepal	29.47	2,417.56	-	-	-
Netherlands	546.75	448.21	-	7.00	-
New Zealand	2.65	101.68	-	-	-
Nicaragua	5.74	128.80	-	-	-
Niger	77.72	23.70	-	-	-
Nigeria	52.75	1,053.17	-	-	-
Norway	-	74.95	-	2.00	-
Oman	-	10.54	-	-	-
Pakistan	58.12	2,112.09	-	-	-
Palau	-	-	-	-	-
Panama	-	360.60	-	344.20	-
Papua New Guinea	-	-	-	-	-
Paraguay	-	184.46	-	-	-
Peru	180.26	4,137.52	-	-	-
Philippines	263.75	1,927.11	-	-	-
Poland	-	5.56	-	-	-
Portugal	-	143.71	-	2.40	-
Qatar	-	-	-	-	-
Republic of Korea	-	35.85	-	30.84	-
Republic of Moldova	10.00	188.09	-	-	-
Romania	-	1.07	-	-	-
Russian Federation	-	3,305.66	-	-	-
Rwanda	121.67	39.44	-	-	-
Saint Kitts and Nevis	-	5.00	-	-	-
Saint Lucia	-	17.77	-	-	-
Saint Vincent and the Grenadines	-	-	-	-	-
Samoa	-	-	-	-	-
San Marino	-	-	-	-	-
Sao Tome and Principe	-	7.80	-	-	-
Saudi Arabia	-	-	-	-	-

Vendor Country	Procurement of services by UN organization (Thousand USD)				
	IFAD	ILO	IMF	IMO	IOM
Senegal	246.70	1,972.69	-	-	-
Serbia	-	329.51	-	-	-
Seychelles	-	-	-	-	-
Sierra Leone	114.58	31.44	-	-	-
Singapore	20.81	364.48	-	-	-
Slovakia	-	0.80	-	-	-
Slovenia	-	-	-	-	-
Solomon Islands	-	-	-	-	-
Somalia	-	180.13	-	-	-
South Africa	40.18	3,425.82	-	-	-
South Sudan	-	-	-	-	-
Spain	117.57	571.81	-	-	-
Sri Lanka	-	1,672.13	-	-	-
Sudan	3.36	0.49	-	-	-
Suriname	-	16.11	-	-	-
Sweden	185.74	50.58	-	12.69	-
Switzerland	3,445.66	31,129.54	-	105.50	-
Syrian Arab Republic	-	106.71	-	-	-
Tajikistan	-	261.61	-	-	-
Thailand	46.50	3,972.64	-	-	-
The former Yugoslav Republic of Macedonia	-	-	-	-	-
Timor-Leste	-	1,144.87	-	-	-
Togo	-	7.73	-	-	-
Tonga	-	-	-	-	-
Trinidad and Tobago	23.00	1,451.93	-	441.99	-
Tunisia	-	1,637.21	-	-	-
Turkey	134.04	2,576.72	-	-	-
Turkmenistan	-	-	-	-	-
Tuvalu	-	-	-	-	-
Uganda	3,126.49	55.02	-	-	-
Ukraine	-	188.45	-	-	-
United Arab Emirates	34.97	103.68	-	-	-
United Kingdom of Great Britain and Northern Ireland	3,910.11	5,482.71	-	10,850.58	-
United Republic of Tanzania	237.38	2,411.11	-	-	-
United States of America	4,081.64	3,022.66	250,423.13	97.86	-
Uruguay	9.51	60.89	-	-	-
Uzbekistan	50.00	-	-	-	-
Vanuatu	-	-	-	-	-
Venezuela (Bolivarian Republic of)	22.00	-	-	-	-
Viet Nam	55.79	9.00	-	-	-
Yemen	-	-	-	-	-
Zambia	104.25	11.40	-	-	-
Zimbabwe	-	-	-	-	-
Subtotal:	**46,744.12**	**190,741.63**	**250,423.13**	**13,103.23**	**0.00**
Other countries in:					
Africa	-	-	-	-	-
Arab Countries*	41.52	841.85	-	-	-
Asia	-	-	-	-	-
Europe	0.23	211.25	-	-	-
Latin America and the Caribbean	-	12.59	-	-	-
Northern America	-	-	-	-	-
Oceania	-	-	-	-	-
Unspecified	-	9,676.64	10.98	-	389,556.17
Grand total:	**46,785.87**	**201,483.97**	**250,434.10**	**13,103.23**	**389,556.17**
Procurement of services in					
Developed regions	37,716.60	63,564.62	250,423.13	11,166.07	-
% of organization's total	80.62%	31.55%	100.00%	85.22%	0.00%
Developing regions & economies in transition	4,247.51	96,670.35	-	1,937.17	-
% of organization's total	9.08%	47.98%	0.00%	14.78%	0.00%
LDC regions	4,821.75	31,572.35	-	-	-
% of organization's total	10.31%	15.67%	0.00%	0.00%	0.00%
Not explicitly classified	-	9,676.64	10.98 -	0.00	389,556.17
% of organization's total	0.00%	4.80%	0.00%	0.00%	100.00%

* Procurement from the State of Palestine

Vendor Country	Procurement of services by UN organization (Thousand USD)				
	ITC	ITU	OPCW	PAHO	UN-ICTY/MICT
Afghanistan	164.27	-	-	-	-
Albania	-	-	-	-	-
Algeria	30.10	17.24	-	-	-
Andorra	-	2.86	-	-	-
Angola	-	-	-	-	-
Antigua and Barbuda	-	-	-	20.55	-
Argentina	14.28	141.05	-	2,592.83	-
Armenia	-	-	-	-	-
Australia	1.22	105.42	36.98	-	8.00
Austria	-	60.59	-	292.24	-
Azerbaijan	-	-	-	-	-
Bahamas	-	-	-	287.09	-
Bahrain	-	-	-	-	-
Bangladesh	6.97	-	-	-	-
Barbados	-	-	-	5,764.73	-
Belarus	-	-	-	-	-
Belgium	77.27	19,721.58	95.19	2,595.82	50.68
Belize	-	-	-	308.46	-
Benin	8.05	10.35	-	-	-
Bhutan	-	-	-	-	-
Bolivia (Plurinational State of)	-	-	-	1,771.70	-
Bosnia and Herzegovina	-	-	-	-	138.27
Botswana	-	3.89	-	-	-
Brazil	-	2,564.78	-	112,302.64	-
Brunei Darussalam	-	-	-	-	-
Bulgaria	-	-	-	-	-
Burkina Faso	175.68	13.83	-	-	-
Burundi	-	9.24	-	-	-
Cabo Verde	-	-	-	-	-
Cambodia	1.56	-	-	-	-
Cameroon	-	6.04	-	-	-
Canada	1.95	99.35	183.43	1,363.67	491.93
Central African Republic	-	5.42	-	-	-
Chad	2.72	-	-	-	-
Chile	3.72	9.92	-	1,836.75	-
China	59.02	271.33	6.05	188.54	-
Colombia	6.67	14.14	-	5,497.06	-
Comoros	-	-	-	-	-
Congo	-	-	-	-	-
Costa Rica	26.52	3.17	-	753.16	-
Côte d'Ivoire	16.08	-	-	-	-
Croatia	4.00	0.51	-	-	17.52
Cuba	-	-	-	1,555.06	-
Cyprus	-	-	-	-	-
Czechia	-	-	0.31	-	-
Democratic People's Republic of Korea	-	-	-	-	-
Democratic Republic of the Congo	-	-	-	-	-
Denmark	9.95	86.09	122.13	874.76	38.43
Djibouti	-	-	-	-	-
Dominica	-	5.46	-	1,195.24	-
Dominican Republic	9.50	-	-	1,261.33	-
Ecuador	-	-	-	3,222.78	-
Egypt	- 2.00	7.63	-	-	-
El Salvador	-	-	-	1,072.74	-
Equatorial Guinea	-	-	-	-	-
Eritrea	-	-	-	-	-
Estonia	-	6.22	-	-	-
Eswatini	-	-	-	-	-
Ethiopia	57.91	37.77	-	-	-
Fiji	3.89	46.74	-	-	-
Finland	8.11	-	258.14	129.38	-
France	216.51	324.47	53.33	18,810.73	3.80
Gabon	-	-	-	-	-
Gambia	294.58	6.61	-	-	-
Georgia	-	-	-	-	-
Germany	146.90	237.33	127.61	1,766.09	18.52
Ghana	76.72	-	-	-	-
Greece	-	-	-	-	-
Grenada	-	-	-	3,338.67	-
Guatemala	-	1.49	-	4,390.99	-
Guinea	2.83	-	0.56	-	-
Guinea-Bissau	0.73	-	-	-	-
Guyana	9.47	-	-	2,330.25	-
Haiti	14.90	-	-	4,755.14	-
Honduras	-	3.57	-	2,380.54	-

Vendor Country	Procurement of services by UN organization (Thousand USD)				
	ITC	ITU	OPCW	PAHO	UN-ICTY/MICT
Hungary	53.71	11.55	0.19	-	-
Iceland	-	-	-	-	-
India	448.94	155.24	23.59	10,812.03	-
Indonesia	0.88	78.20	-	465.33	-
Iran (Islamic Republic of)	-	4.21	-	-	-
Iraq	-	-	-	-	-
Ireland	7.16	46.03	41.39	78.65	-
Israel	0.20	-	-	-	7.83
Italy	86.63	127.97	33.75	170.87	111.42
Jamaica	6.01	1.98	-	1,081.06	-
Japan	61.95	-	-	-	-
Jordan	16.10	-	2.48	-	-
Kazakhstan	-	3.97	-	-	-
Kenya	224.44	46.16	-	-	164.03
Kiribati	-	5.73	-	-	-
Kuwait	-	-	-	-	-
Kyrgyzstan	38.90	32.88	-	-	-
Lao People's Democratic Republic	9.74	-	-	-	-
Latvia	-	50.07	-	-	-
Lebanon	2.95	114.98	-	-	-
Lesotho	- 1.61	-	-	-	-
Liberia	-	-	-	-	-
Libya	-	-	-	-	-
Liechtenstein	-	-	-	-	-
Lithuania	-	2.98	-	-	-
Luxembourg	71.06	21.04	-	55.21	1.17
Madagascar	-	-	-	-	-
Malawi	7.77	-	-	-	-
Malaysia	-	10.71	-	4.67	-
Maldives	-	-	-	-	-
Mali	37.99	-	-	-	-
Malta	34.41	4.56	-	-	-
Marshall Islands	-	-	-	-	-
Mauritania	-	-	-	-	-
Mauritius	14.64	-	-	-	-
Mexico	0.41	-	6.17	3,358.76	-
Micronesia (Federated States of)	-	-	-	-	-
Monaco	-	-	-	-	-
Mongolia	-	-	-	-	-
Montenegro	-	7.64	-	-	-
Morocco	88.67	-	-	-	-
Mozambique	-	-	-	-	-
Myanmar	83.17	-	-	-	-
Namibia	-	-	-	-	-
Nauru	-	-	-	-	-
Nepal	59.92	-	-	-	-
Netherlands	81.47	141.52	8,286.38	2,124.13	12,022.66
New Zealand	-	29.12	-	-	-
Nicaragua	-	2.56	-	1,586.69	-
Niger	4.41	-	-	-	-
Nigeria	10.25	-	-	-	-
Norway	6.98	-	-	14.26	-
Oman	-	15.86	-	-	-
Pakistan	0.87	11.90	-	-	-
Palau	-	-	-	-	-
Panama	-	-	-	3,797.96	-
Papua New Guinea	-	-	-	-	-
Paraguay	-	-	-	1,456.77	-
Peru	-	21.70	-	4,093.56	-
Philippines	-	9.82	-	22.02	-
Poland	20.37	30.06	0.34	-	-
Portugal	-	95.39	0.45	-	-
Qatar	-	-	-	97.27	-
Republic of Korea	20.28	525.96	-	4,074.39	-
Republic of Moldova	-	11.85	-	-	-
Romania	-	13.18	8.23	-	-
Russian Federation	17.66	153.00	1.90	8.40	-
Rwanda	138.19	25.68	-	-	178.20
Saint Kitts and Nevis	-	-	-	109.02	-
Saint Lucia	3.45	-	-	1,225.04	-
Saint Vincent and the Grenadines	-	-	-	124.47	-
Samoa	0.54	-	-	-	-
San Marino	-	-	-	-	-
Sao Tome and Principe	-	-	-	-	-
Saudi Arabia	-	-	-	-	-

Vendor Country	Procurement of services by UN organization (Thousand USD)				
	ITC	ITU	OPCW	PAHO	UN-ICTY/MICT
Senegal	43.72	19.65	-	-	-
Serbia	-	-	19.65	-	22.70
Seychelles	- 5.21	-	-	-	-
Sierra Leone	-	0.30	-	-	-
Singapore	-	-	-	-	-
Slovakia	-	-	20.20	-	-
Slovenia	-	-	-	-	-
Solomon Islands	-	-	-	-	-
Somalia	-	-	-	-	-
South Africa	42.13	-	93.68	-	3.40
South Sudan	-	-	-	-	-
Spain	36.11	111.87	14.69	397.37	-
Sri Lanka	124.81	-	-	-	-
Sudan	2.12	-	-	-	-
Suriname	-	-	-	675.24	-
Sweden	18.29	-	220.45	73.85	104.00
Switzerland	7,018.17	14,029.99	459.62	773.38	-
Syrian Arab Republic	-	-	-	-	-
Tajikistan	13.54	-	-	-	-
Thailand	40.84	550.99	-	-	-
The former Yugoslav Republic of Macedonia	-	26.71	-	-	-
Timor-Leste	-	-	-	-	-
Togo	17.02	-	-	-	-
Tonga	-	-	-	-	-
Trinidad and Tobago	800.81	21.52	-	2,233.70	-
Tunisia	111.90	64.14	-	-	-
Turkey	- 3.12	-	10.84	-	-
Turkmenistan	-	-	-	-	-
Tuvalu	-	-	-	-	-
Uganda	150.15	0.35	-	-	-
Ukraine	12.33	11.90	-	-	-
United Arab Emirates	19.20	35.80	-	882.31	-
United Kingdom of Great Britain and Northern Ireland	432.92	1,050.13	1,278.44	211.72	485.26
United Republic of Tanzania	119.22	-	-	-	1,700.91
United States of America	401.65	1,077.08	104.00	24,436.57	297.39
Uruguay	-	9.98	-	1,868.82	-
Uzbekistan	-	11.90	-	-	-
Vanuatu	- 13.14	0.94	-	-	-
Venezuela (Bolivarian Republic of)	-	-	-	333.77	-
Viet Nam	-	-	-	-	-
Yemen	-	-	6.19	-	-
Zambia	79.56	5.13	-	-	-
Zimbabwe	10.70	1.56	-	-	-
Subtotal:	**12,582.25**	**42,667.56**	**11,516.35**	**249,306.26**	**15,866.13**
Other countries in:					
Africa	-	-	-	-	-
Arab Countries*	-	0.50	-	-	-
Asia	-	-	-	-	-
Europe	-	-	-	-	-
Latin America and the Caribbean	-	-	0.35	536.03	-
Northern America	-	-	-	2.07	-
Oceania	-	-	-	-	-
Unspecified	-	-	-	-	-
Grand total:	**12,582.25**	**42,668.06**	**11,516.70**	**249,844.35**	**15,866.13**
Procurement of services in					
Developed regions	8,796.97	37,487.00	11,345.26	54,168.70	13,658.62
% of organization's total	69.92%	87.86%	98.51%	21.68%	86.09%
Developing regions & economies in transition	2,316.88	5,040.07	164.70	190,920.50	328.40
% of organization's total	18.41%	11.81%	1.43%	76.42%	2.07%
LDC regions	1,468.40	140.99	6.74	4,755.14	1,879.11
% of organization's total	11.67%	0.33%	0.06%	1.90%	11.84%
Not explicitly classified	-	-	0.00	0.00 -	0.00
% of organization's total	0.00%	0.00%	0.00%	0.00%	0.00%

* Procurement from the State of Palestine

Vendor Country	Procurement of services by UN organization (Thousand USD)				
	UN WOMEN	UNAIDS	UNAKRT	UNDP	UNECA
Afghanistan	2,272.26	-	-	13,900.41	-
Albania	577.95	10.92	-	5,872.70	-
Algeria	230.13	103.27	-	1,645.80	-
Andorra	-	-	-	-	-
Angola	-	112.94	-	1,937.40	-
Antigua and Barbuda	19.57	-	-	223.71	-
Argentina	80.31	79.66	-	2,487.37	-
Armenia	6.35	418.99	-	4,460.69	-
Australia	1,531.02	135.27	-	6,000.01	1,475.08
Austria	166.19	192.66	-	2,266.76	-
Azerbaijan	-	-	-	5,290.73	-
Bahamas	-	-	-	50.10	-
Bahrain	3.05	-	-	710.10	-
Bangladesh	636.79	109.04	-	8,825.03	-
Barbados	249.22	12.38	-	1,743.64	-
Belarus	-	196.93	-	1,900.92	-
Belgium	77.02	974.68	6.85	6,627.67	-
Belize	-	-	-	601.25	-
Benin	25.74	44.37	-	1,817.19	-
Bhutan	5.43	1.00	-	848.53	-
Bolivia (Plurinational State of)	291.81	2.78	-	4,157.48	-
Bosnia and Herzegovina	258.49	-	-	16,546.81	-
Botswana	119.17	129.86	-	2,193.02	-
Brazil	529.69	280.22	-	42,133.66	-
Brunei Darussalam	-	-	-	-	-
Bulgaria	-	-	-	191.14	-
Burkina Faso	1.88	4,166.10	-	4,223.17	-
Burundi	212.70	69.78	-	1,452.03	-
Cabo Verde	11.92	-	-	1,175.59	-
Cambodia	406.96	92.28	588.16	2,241.23	-
Cameroon	955.08	101.94	-	2,958.15	344.89
Canada	981.52	475.03	29.53	10,343.50	6.58
Central African Republic	97.25	19.22	-	3,175.62	-
Chad	12.60	43.37	-	3,477.97	1.83
Chile	286.02	11.60	-	8,207.17	-
China	346.91	199.24	-	7,386.31	-
Colombia	1,899.24	11.01	-	19,119.15	-
Comoros	4.79	0.00	-	712.74	-
Congo	1.34	107.73	-	539.82	-
Costa Rica	41.80	27.37	-	6,406.96	-
Côte d'Ivoire	544.26	191.90	-	6,173.20	20.79
Croatia	19.33	8.75	-	1,954.06	9.95
Cuba	-	0.48	-	284.76	-
Cyprus	361.92	-	-	7,002.74	-
Czechia	60.90	-	-	1,264.52	-
Democratic People's Republic of Korea	-	-	-	516.44	-
Democratic Republic of the Congo	734.68	187.41	-	6,612.75	-
Denmark	431.44	151.51	-	21,214.46	156.91
Djibouti	-	70.88	-	1,449.30	14.65
Dominica	2.50	-	-	189.71	-
Dominican Republic	265.94	164.18	-	5,142.11	-
Ecuador	527.15	7.44	-	3,947.53	-
Egypt	3,289.58	499.09	-	2,146.02	28.93
El Salvador	289.08	27.22	-	6,676.01	-
Equatorial Guinea	-	3.86	-	581.55	-
Eritrea	-	2.61	-	677.35	-
Estonia	-	-	-	146.52	-
Eswatini	16.14	83.33	-	1,380.86	-
Ethiopia	693.76	241.43	-	4,235.13	4,222.38
Fiji	942.45	111.49	-	7,793.27	-
Finland	60.15	-	-	1,013.61	-
France	384.36	454.86	95.73	14,371.93	1.47
Gabon	34.09	63.31	-	170.23	-
Gambia	-	18.67	-	839.64	-
Georgia	515.96	27.19	-	4,109.34	-
Germany	494.06	131.60	-	6,545.31	1.04
Ghana	416.53	232.99	-	2,561.36	2.67
Greece	-	-	-	1,520.59	-
Grenada	112.16	-	-	226.99	-
Guatemala	600.27	139.96	-	3,771.85	-
Guinea	35.34	67.28	-	3,214.14	-
Guinea-Bissau	18.61	6.67	-	644.57	-
Guyana	45.00	90.23	-	437.83	-
Haiti	750.72	156.01	-	4,748.72	-
Honduras	98.99	85.20	-	1,584.94	-

Vendor Country	Procurement of services by UN organization (Thousand USD)				
	UN WOMEN	UNAIDS	UNAKRT	UNDP	UNECA
Hungary	-	-	-	629.70	-
Iceland	77.88	-	-	5.97	-
India	4,254.55	1,167.88	-	31,549.42	-
Indonesia	742.57	390.89	-	14,542.19	-
Iran (Islamic Republic of)	-	107.33	-	2,693.74	-
Iraq	13.76	-	-	179,978.34	-
Ireland	80.72	22.05	-	2,698.60	46.02
Israel	69.69	2.24	-	3,517.04	0.32
Italy	352.23	573.97	2.44	3,779.55	98.94
Jamaica	71.51	147.51	-	1,493.75	-
Japan	186.68	-	-	2,424.97	7.39
Jordan	1,334.99	-	-	23,308.71	-
Kazakhstan	238.16	120.72	-	6,707.90	-
Kenya	3,964.58	597.88	-	16,436.10	218.31
Kiribati	-	1.50	-	33.16	-
Kuwait	109.83	-	-	6,308.86	-
Kyrgyzstan	446.42	216.03	-	5,133.77	0.45
Lao People's Democratic Republic	19.55	27.68	-	1,018.70	-
Latvia	-	-	-	292.52	-
Lebanon	540.60	8.63	-	41,328.76	1.63
Lesotho	-	89.57	-	1,101.21	-
Liberia	1,128.20	52.36	-	3,379.72	-
Libya	-	-	-	5,777.97	-
Liechtenstein	-	-	-	-	-
Lithuania	-	2.69	-	192.00	-
Luxembourg	10.00	27.50	-	81.82	-
Madagascar	-	41.39	-	2,888.86	7.84
Malawi	596.12	226.68	-	11,054.43	-
Malaysia	61.85	99.09	-	3,227.91	-
Maldives	11.31	-	-	3,170.46	-
Mali	1,715.19	57.45	-	4,987.99	-
Malta	-	-	0.02	539.86	-
Marshall Islands	0.21	1.50	-	96.73	-
Mauritania	13.00	39.54	-	893.88	1.76
Mauritius	28.20	-	-	1,193.61	45.08
Mexico	1,234.71	24.05	-	8,248.90	-
Micronesia (Federated States of)	-	1.50	-	32.19	-
Monaco	-	4.00	-	-	-
Mongolia	0.01	62.31	-	1,322.68	-
Montenegro	-	-	-	3,328.61	-
Morocco	674.40	194.17	-	1,823.38	174.85
Mozambique	853.88	144.78	-	3,889.90	3.99
Myanmar	148.03	2,622.82	-	5,465.65	-
Namibia	9.75	87.79	-	695.35	-
Nauru	-	1.53	-	41.87	-
Nepal	904.21	75.07	-	4,937.74	-
Netherlands	209.24	6,538.93	-	4,554.61	4.15
New Zealand	414.36	9.86	-	2,329.66	-
Nicaragua	-	-	-	128.05	-
Niger	148.76	56.08	-	920.56	-
Nigeria	903.03	196.22	-	5,020.72	343.43
Norway	57.55	-	-	3,949.38	-
Oman	-	-	-	42.55	-
Pakistan	999.55	180.25	-	17,691.01	-
Palau	-	1.50	-	24.20	-
Panama	532.18	272.13	-	16,022.48	-
Papua New Guinea	886.07	243.52	-	4,964.74	-
Paraguay	190.00	14.95	-	4,399.18	-
Peru	1.36	124.61	-	20,376.91	-
Philippines	450.74	95.47	-	9,989.90	-
Poland	0.78	49.25	-	489.60	-
Portugal	162.29	32.50	-	730.35	3.95
Qatar	-	-	-	104.82	-
Republic of Korea	17.50	-	-	1,148.65	-
Republic of Moldova	720.24	73.15	-	10,816.38	-
Romania	-	14.09	-	1,251.57	-
Russian Federation	63.89	2,129.05	-	1,751.72	-
Rwanda	498.45	220.97	-	1,601.09	255.34
Saint Kitts and Nevis	-	-	-	99.18	-
Saint Lucia	-	-	-	277.36	-
Saint Vincent and the Grenadines	-	-	-	244.85	-
Samoa	5.61	1.52	-	1,466.72	-
San Marino	-	-	-	-	-
Sao Tome and Principe	-	-	-	847.20	-
Saudi Arabia	-	-	-	2,312.62	-

Vendor Country	Procurement of services by UN organization (Thousand USD)				
	UN WOMEN	UNAIDS	UNAKRT	UNDP	UNECA
Senegal	1,598.29	593.54	-	91,939.16	40.05
Serbia	209.00	19.02	-	7,946.20	-
Seychelles	-	2.12	-	308.33	-
Sierra Leone	402.33	366.35	-	3,766.89	-
Singapore	71.29	1.05	1.45	1,170.29	249.23
Slovakia	35.20	-	-	2,230.91	-
Slovenia	10.03	-	-	117.33	-
Solomon Islands	210.86	1.50	-	2,630.00	-
Somalia	93.14	10.31	-	6,641.17	-
South Africa	1,131.92	4,031.92	-	11,601.75	367.58
South Sudan	799.52	142.12	-	3,828.23	-
Spain	568.78	33.87	-	26,102.38	- 13.85
Sri Lanka	25.29	10.75	-	5,886.19	-
Sudan	661.39	132.83	-	9,294.37	-
Suriname	-	12.45	-	494.32	-
Sweden	240.09	57.13	-	2,369.43	-
Switzerland	371.43	1,713.42	-	17,471.28	1,125.92
Syrian Arab Republic	-	-	-	18,914.49	-
Tajikistan	85.50	92.86	-	5,428.80	-
Thailand	1,252.10	915.99	-	9,196.83	-
The former Yugoslav Republic of Macedonia	324.66	-	-	8,283.09	-
Timor-Leste	291.31	-	-	2,203.99	-
Togo	-	91.59	-	29,534.69	-
Tonga	0.29	1.55	-	139.82	-
Trinidad and Tobago	10.29	21.99	-	2,170.89	-
Tunisia	369.70	20.46	-	7,887.21	-
Turkey	711.10	-	-	17,914.86	-
Turkmenistan	-	-	-	1,191.16	-
Tuvalu	-	1.50	-	98.02	-
Uganda	776.55	197.68	-	5,849.29	116.57
Ukraine	627.84	152.61	-	13,649.04	-
United Arab Emirates	767.27	1.74	-	18,110.47	8.76
United Kingdom of Great Britain and Northern Ireland	4,274.93	1,137.02	6.19	31,950.90	300.49
United Republic of Tanzania	497.78	229.97	-	2,097.64	15.93
United States of America	23,679.68	7,196.25	2.18	100,003.63	712.42
Uruguay	169.58	3.00	-	703.04	-
Uzbekistan	-	5.59	-	3,903.58	-
Vanuatu	58.39	1.50	-	252.97	-
Venezuela (Bolivarian Republic of)	-	21.60	-	232.69	-
Viet Nam	269.32	495.17	-	5,092.62	-
Yemen	277.21	-	-	11,186.23	-
Zambia	90.42	446.66	-	13,408.65	19.20
Zimbabwe	596.09	466.71	-	11,275.22	-
Subtotal:	**91,798.51**	**47,479.17**	**732.54**	**1,368,000.34**	**10,442.92**
Other countries in:					
Africa	-	-	-	-	-
Arab Countries*	382.31	-	-	24,915.08	-
Asia	-	-	-	-	-
Europe	103.64	-	-	2,613.22	-
Latin America and the Caribbean	-	17.00	-	425.88	-
Northern America	-	-	-	-	-
Oceania	-	1.50	-	177.65	-
Unspecified	-	-	-	-	-
Grand total:	**92,284.46**	**47,497.67**	**732.54**	**1,396,132.17**	**10,442.92**
Procurement of services in					
Developed regions	35,369.45	19,939.15	142.93	288,520.82	3,936.77
% of organization's total	38.33%	41.98%	19.51%	20.67%	37.70%
Developing regions & economies in transition	39,222.92	16,274.16	1.45	817,534.64	1,806.59
% of organization's total	42.50%	34.26%	0.20%	58.56%	17.30%
LDC regions	17,692.09	11,284.36	588.16	290,076.71	4,699.55
% of organization's total	19.17%	23.76%	80.29%	20.78%	45.00%
Not explicitly classified	-	-	-	-	-
% of organization's total	0.00%	0.00%	0.00%	0.00%	0.00%

* Procurement from the State of Palestine

Vendor Country	Procurement of services by UN organization (Thousand USD)				
	UNESCO	UNFCCC	UNFPA	UNHCR	UNICEF
Afghanistan	6,093.12	-	3,027.52	8,964.96	23,143.64
Albania	58.98	-	42.49	394.50	351.66
Algeria	111.29	-	342.89	955.34	681.51
Andorra	36.00	-	-	-	-
Angola	17.18	-	956.23	941.84	2,947.79
Antigua and Barbuda	-	-	0.69	-	9.00
Argentina	667.84	-	193.92	596.67	10,104.10
Armenia	26.32	-	67.11	174.16	239.41
Australia	625.93	-	285.25	678.84	1,639.97
Austria	255.24	-	5.25	270.96	732.45
Azerbaijan	-	-	327.68	723.20	57.30
Bahamas	69.62	-	2.03	44.00	-
Bahrain	4.18	-	-	710.00	-
Bangladesh	421.51	-	964.99	1,983.89	5,327.73
Barbados	6.88	-	34.43	-	66.54
Belarus	31.85	-	169.26	123.45	514.00
Belgium	1,359.39	944.94	1,090.90	2,021.56	3,740.62
Belize	-	-	89.81	17.29	142.53
Benin	114.70	-	578.61	93.50	1,458.43
Bhutan	90.87	-	25.32	-	72.87
Bolivia (Plurinational State of)	39.72	-	400.42	-	703.35
Bosnia and Herzegovina	178.86	-	95.91	581.93	489.03
Botswana	6.65	-	211.42	7.75	431.43
Brazil	12,959.29	-	268.86	1,338.38	4,756.94
Brunei Darussalam	24.91	-	-	-	-
Bulgaria	-	-	9.48	197.87	356.31
Burkina Faso	79.79	-	875.90	1,069.55	3,885.05
Burundi	241.91	-	1,023.02	1,058.94	2,832.47
Cabo Verde	11.50	-	19.53	-	-
Cambodia	854.68	54.21	553.25	-	490.93
Cameroon	907.98	-	1,040.83	3,104.18	3,411.57
Canada	1,098.85	34.71	738.01	4,814.82	5,659.24
Central African Republic	20.58	-	630.53	1,387.30	2,167.39
Chad	434.00	-	1,660.20	8,224.52	8,567.20
Chile	2,357.90	-	9.35	144.69	1,616.33
China	870.05	-	1,466.75	6,464.44	8,998.71
Colombia	170.72	-	300.49	1,504.44	6,186.95
Comoros	0.82	-	50.11	-	450.16
Congo	295.98	-	257.35	892.73	301.41
Costa Rica	471.34	-	47.57	993.10	488.51
Côte d'Ivoire	525.70	-	2,238.45	774.86	7,515.03
Croatia	70.76	-	9.70	117.45	554.67
Cuba	730.52	-	28.37	-	297.87
Cyprus	31.64	-	5.80	172.50	188.98
Czechia	13.91	-	-	188.80	94.06
Democratic People's Republic of Korea	-	-	311.20	-	129.00
Democratic Republic of the Congo	1,094.06	-	2,230.20	4,889.29	24,701.19
Denmark	152.27	1,199.29	3,944.79	42,980.74	82,312.27
Djibouti	120.08	-	191.36	1,142.07	370.51
Dominica	-	-	-	-	5.73
Dominican Republic	36.06	-	88.10	45.86	172.83
Ecuador	488.71	-	169.46	1,120.59	1,724.74
Egypt	840.11	-	1,398.35	2,766.68	780.60
El Salvador	21.15	-	678.95	172.03	256.21
Equatorial Guinea	-	-	233.03	45.45	225.48
Eritrea	-	-	148.25	235.88	488.39
Estonia	-	-	6.57	25.04	60.63
Eswatini	18.47	-	468.33	-	138.80
Ethiopia	384.94	-	1,736.17	14,061.75	23,027.27
Fiji	82.80	595.51	541.36	-	841.44
Finland	82.58	-	0.42	2.78	95.30
France	19,092.34	6.69	696.80	3,375.05	3,756.63
Gabon	244.17	-	77.69	14.68	102.13
Gambia	170.89	-	355.38	83.09	131.01
Georgia	4.87	-	244.52	3,366.39	464.90
Germany	1,523.23	15,559.47	1,407.12	1,183.64	1,892.86
Ghana	375.46	-	743.20	755.22	2,208.80
Greece	73.43	-	107.92	32,615.88	253.05
Grenada	15.14	94.70	-	-	49.43
Guatemala	174.97	-	6,449.87	119.83	809.96
Guinea	-	-	690.13	143.45	3,704.98
Guinea-Bissau	69.80	-	128.55	54.25	2,144.52
Guyana	-	-	24.38	-	126.77
Haiti	685.09	12.90	1,050.96	1.71	2,997.44
Honduras	43.99	-	1,323.67	384.99	246.99

Vendor Country	Procurement of services by UN organization (Thousand USD)				
	UNESCO	UNFCCC	UNFPA	UNHCR	UNICEF
Hungary	1.70	-	-	4,941.49	1,248.37
Iceland	-	-	-	-	-
India	1,200.21	12.23	3,015.66	15,961.03	42,487.44
Indonesia	1,321.69	-	327.12	513.88	1,897.31
Iran (Islamic Republic of)	166.97	-	93.15	16,190.60	486.37
Iraq	819.57	-	1,834.65	36,534.18	20,488.44
Ireland	114.65	39.17	116.06	3,610.78	317.49
Israel	89.26	-	574.69	271.54	469.40
Italy	4,722.17	153.01	1,226.16	13,377.89	1,339.09
Jamaica	285.12	-	267.77	-	207.97
Japan	153.09	-	74.75	344.42	35.35
Jordan	1,815.06	-	1,374.98	122,926.27	57,005.75
Kazakhstan	525.01	-	76.64	207.40	516.70
Kenya	1,387.66	-	2,333.01	28,741.64	18,879.04
Kiribati	-	-	-	-	85.13
Kuwait	112.47	-	249.94	1,421.44	-
Kyrgyzstan	31.02	-	122.61	49.49	408.66
Lao People's Democratic Republic	195.65	-	252.47	-	953.79
Latvia	0.41	-	101.05	9.97	3.00
Lebanon	2,173.94	-	530.55	89,364.58	43,663.23
Lesotho	80.32	-	645.62	-	715.66
Liberia	149.77	-	792.48	578.74	6,204.47
Libya	189.60	-	105.31	3,685.44	1,004.38
Liechtenstein	-	-	-	-	-
Lithuania	19.94	-	6.62	103.81	80.00
Luxembourg	1,276.10	136.60	-	39.78	7,822.07
Madagascar	373.40	-	1,076.97	-	7,522.32
Malawi	174.53	12.51	845.33	663.92	8,080.44
Malaysia	278.92	-	722.68	1,688.29	3,737.02
Maldives	5.00	-	65.16	-	155.04
Mali	1,295.42	-	606.98	1,091.42	7,368.55
Malta	86.50	-	-	316.44	-
Marshall Islands	-	-	0.21	-	-
Mauritania	123.68	-	275.78	931.17	1,604.58
Mauritius	104.74	-	92.42	38.19	-
Mexico	715.11	-	583.08	2,306.05	3,598.52
Micronesia (Federated States of)	-	-	3.95	-	-
Monaco	-	-	-	-	-
Mongolia	127.88	-	246.36	-	190.38
Montenegro	6.00	-	-	182.98	166.51
Morocco	634.50	1.89	110.89	489.46	405.09
Mozambique	469.09	-	819.62	287.05	4,653.25
Myanmar	1,380.58	1.57	2,788.53	2,132.99	7,634.84
Namibia	384.28	79.99	114.10	6.25	279.10
Nauru	-	-	-	-	-
Nepal	619.18	0.59	631.24	581.35	7,510.76
Netherlands	829.79	3.33	3,285.28	4,528.60	3,367.32
New Zealand	238.98	-	68.92	176.91	49.18
Nicaragua	50.11	-	135.64	-	444.49
Niger	139.22	-	970.06	2,821.67	3,543.59
Nigeria	548.87	-	3,008.43	3,097.19	23,511.43
Norway	55.53	-	1,599.52	2,429.10	585.34
Oman	95.63	-	171.63	-	132.52
Pakistan	991.57	-	302.83	6,217.44	62,824.96
Palau	-	-	-	-	-
Panama	51.52	-	1,021.63	482.40	621.03
Papua New Guinea	-	-	166.91	-	775.52
Paraguay	43.99	-	234.77	-	394.72
Peru	4,891.81	45.04	459.62	40.25	1,755.33
Philippines	301.83	-	543.49	1,473.05	5,625.12
Poland	43.73	-	-	150.66	17.44
Portugal	0.71	-	17.96	68.64	337.45
Qatar	215.50	-	-	-	-
Republic of Korea	143.54	-	15.48	13,823.48	40.21
Republic of Moldova	30.96	-	200.87	61.42	328.59
Romania	5.10	11.75	158.23	287.80	869.49
Russian Federation	150.65	-	-	823.44	158.73
Rwanda	365.09	-	402.55	2,496.82	1,333.36
Saint Kitts and Nevis	5.84	-	-	-	-
Saint Lucia	64.26	-	-	-	-
Saint Vincent and the Grenadines	-	-	-	5.63	-
Samoa	240.76	-	-	22.89	-
San Marino	-	-	-	-	-
Sao Tome and Principe	-	-	38.51	-	73.59
Saudi Arabia	35.49	-	-	740.05	126.13

Vendor Country	Procurement of services by UN organization (Thousand USD)				
	UNESCO	UNFCCC	UNFPA	UNHCR	UNICEF
Senegal	1,412.55	-	1,832.19	1,930.77	1,604.80
Serbia	168.73	-	51.87	503.35	760.94
Seychelles	4.73	-	-	-	-
Sierra Leone	-	-	1,774.01	60.58	4,825.54
Singapore	27.49	-	0.90	70.86	137.76
Slovakia	0.38	0.51	-	120.61	3.00
Slovenia	125.58	-	-	59.80	-
Solomon Islands	4.09	-	4.64	-	13.17
Somalia	453.08	-	130.51	2,509.04	10,199.70
South Africa	876.06	-	2,321.21	1,170.57	7,027.82
South Sudan	688.22	-	486.21	1,397.66	15,834.24
Spain	634.29	94.14	152.62	959.23	924.10
Sri Lanka	100.51	-	151.41	443.90	493.75
Sudan	167.19	-	1,937.99	4,502.15	8,065.97
Suriname	7.39	-	12.50	8.71	-
Sweden	154.54	-	55.88	1,671.03	320.39
Switzerland	944.27	2,735.49	267.55	46,205.48	11,770.52
Syrian Arab Republic	813.38	-	1,669.22	7,874.09	13,735.41
Tajikistan	10.31	-	136.62	113.66	412.08
Thailand	1,550.43	183.82	1,515.44	4,830.20	2,850.91
The former Yugoslav Republic of Macedonia	7.08	-	40.96	449.07	212.92
Timor-Leste	58.80	-	152.37	-	112.57
Togo	219.02	93.60	325.17	108.48	1,133.79
Tonga	7.00	-	-	-	-
Trinidad and Tobago	-	-	27.60	131.56	12.43
Tunisia	320.39	-	410.21	742.20	1,097.45
Turkey	20.33	-	3,023.88	58,100.99	5,918.30
Turkmenistan	2.96	-	69.45	-	18.49
Tuvalu	-	-	-	-	-
Uganda	280.72	125.84	2,450.74	44,859.18	5,389.87
Ukraine	2.25	-	339.97	3,064.02	6,978.91
United Arab Emirates	149.73	-	373.01	3,747.18	3,430.64
United Kingdom of Great Britain and Northern Ireland	2,199.05	306.70	4,852.47	17,087.36	32,850.73
United Republic of Tanzania	651.89	-	577.46	4,192.56	2,541.83
United States of America	3,145.03	815.34	16,508.96	31,357.70	79,066.17
Uruguay	308.82	-	219.89	10.00	1,377.40
Uzbekistan	430.38	-	144.58	-	1,022.60
Vanuatu	0.87	-	13.82	-	60.70
Venezuela (Bolivarian Republic of)	10.45	-	6.32	292.74	167.54
Viet Nam	409.31	-	291.03	-	161.31
Yemen	122.63	-	762.33	15,566.45	210,143.88
Zambia	254.86	-	874.98	251.21	3,540.94
Zimbabwe	1,249.43	12.58	1,719.83	921.32	18,564.19
Subtotal:	**109,328.44**	**23,368.11**	**127,185.22**	**805,969.89**	**1,084,816.88**
Other countries in:					
Africa	-	-	-	87.62	-
Arab Countries*	623.66	-	164.37	4.06	5,894.62
Asia	-	-	-	-	-
Europe	0.45	-	56.49	337.67	-
Latin America and the Caribbean	52.40	92.26	151.94	93.43	-
Northern America	-	-	-	-	-
Oceania	-	-	4.48	20.87	-
Unspecified	-	-	-	-	-
Grand total:	**110,004.94**	**23,460.37**	**127,562.49**	**806,513.53**	**1,090,711.50**
Procurement of services in					
Developed regions	39,256.81	22,041.12	37,416.61	216,767.42	242,812.96
% of organization's total	35.69%	93.95%	29.33%	26.88%	22.26%
Developing regions & economies in transition	50,174.24	1,118.03	51,567.58	458,401.47	418,012.71
% of organization's total	45.61%	4.77%	40.43%	56.84%	38.32%
LDC regions	20,573.88	301.22	38,578.30	131,344.65	429,885.83
% of organization's total	18.70%	1.28%	30.24%	16.29%	39.41%
Not explicitly classified	-	-	-	-	-
% of organization's total	0.00%	0.00%	0.00%	0.00%	0.00%

* Procurement from the State of Palestine

Vendor Country	Procurement of services by UN organization (Thousand USD)				
	UNIDO	UNOG	UNON	UNOPS	UNOV
Afghanistan	63.62	16.22	5,132.91	21,280.08	3,737.29
Albania	152.85	-	79.64	10.18	93.47
Algeria	138.19	-	-	1.86	246.92
Andorra	11.32	-	-	0.27	-
Angola	-	-	-	5.45	13.53
Antigua and Barbuda	-	-	-	-	2.07
Argentina	181.49	-	-	63,145.53	15.20
Armenia	401.60	3.25	-	4.63	-
Australia	303.82	33.16	35.00	111.65	7.46
Austria	40,741.17	206.94	-	983.06	15,860.37
Azerbaijan	7.36	-	-	24.79	12.10
Bahamas	-	20.81	-	21.63	2.28
Bahrain	392.60	-	8.04	31.33	-
Bangladesh	828.89	4.40	-	497.16	22.65
Barbados	3.14	17.47	-	16.82	78.71
Belarus	79.00	-	-	18.44	49.47
Belgium	30.00	305.29	7.04	514.85	61.28
Belize	282.34	-	-	3.29	1.66
Benin	59.45	-	14.96	144.44	17.55
Bhutan	4.23	-	-	10.80	2.45
Bolivia (Plurinational State of)	54.53	8.00	-	16.86	515.04
Bosnia and Herzegovina	5.07	-	-	5.37	26.86
Botswana	343.39	-	-	33.87	243.52
Brazil	353.75	2.77	-	1,019.70	431.01
Brunei Darussalam	-	-	-	-	-
Bulgaria	-	30.00	-	1.24	3.10
Burkina Faso	1,350.89	-	-	35.35	341.13
Burundi	25.96	42.73	-	498.32	-
Cabo Verde	31.30	-	8.60	20.77	75.38
Cambodia	122.47	19.14	-	1,858.83	445.57
Cameroon	198.13	69.02	-	28.81	117.04
Canada	1,211.35	82.26	148.21	2,476.97	11.46
Central African Republic	28.64	4.61	3.49	4,417.89	1.27
Chad	93.87	111.26	-	29.55	120.08
Chile	175.33	-	-	155.46	-
China	23,454.64	124.03	-	2,803.71	423.55
Colombia	441.03	-	-	2,934.25	6,111.59
Comoros	-	-	-	36.66	-
Congo	31.75	-	52.17	12.31	1.53
Costa Rica	7.40	13.50	-	12,311.85	14.84
Côte d'Ivoire	936.74	29.89	64.00	1,347.91	104.18
Croatia	0.80	-	-	50.00	-
Cuba	63.05	-	-	9.31	-
Cyprus	280.14	-	31.05	11.37	-
Czechia	48.92	20.67	-	10.76	9.96
Democratic People's Republic of Korea	9.82	-	-	-	-
Democratic Republic of the Congo	262.35	114.62	-	2,373.42	18.79
Denmark	206.36	1.22	168.87	16,321.17	35.71
Djibouti	-	-	-	336.58	13.79
Dominica	-	-	-	18.29	-
Dominican Republic	11.70	2.02	-	630.57	68.17
Ecuador	132.63	2.27	-	25.15	16.96
Egypt	2,468.12	142.02	48.52	676.06	2,451.10
El Salvador	39.75	11.34	-	4,285.21	317.93
Equatorial Guinea	-	3.51	3.47	-	-
Eritrea	-	-	-	10.50	-
Estonia	17.90	-	-	-	-
Eswatini	209.27	-	-	17.78	32.65
Ethiopia	492.17	31.81	11.49	4,074.67	83.64
Fiji	28.60	27.16	10.54	33.47	70.26
Finland	92.41	17.48	-	36.56	8.32
France	1,392.32	2,423.91	133.48	5,897.38	382.10
Gabon	177.43	9.39	-	-	24.24
Gambia	276.65	10.89	-	40.06	29.84
Georgia	54.75	20.91	-	105.53	87.13
Germany	2,011.03	83.82	876.36	1,150.25	123.74
Ghana	368.96	-	68.77	400.98	139.85
Greece	82.09	6.28	-	1.60	8.24
Grenada	4.47	-	-	4,202.33	9.64
Guatemala	0.98	31.40	-	2,002.79	98.17
Guinea	162.38	16.72	-	1,990.97	9.10
Guinea-Bissau	77.95	9.95	-	44.22	28.16
Guyana	-	2.50	-	5.16	1.48
Haiti	-	-	-	4,527.75	-
Honduras	16.30	29.37	-	589.16	19.55

Vendor Country	Procurement of services by UN organization (Thousand USD)				
	UNIDO	UNOG	UNON	UNOPS	UNOV
Hungary	120.49	35.57	-	3.93	1.65
Iceland	-	-	-	24.82	-
India	5,034.70	53.30	116.06	2,779.83	308.79
Indonesia	291.66	2.61	-	163.33	472.78
Iran (Islamic Republic of)	1,725.66	-	-	30.44	582.36
Iraq	445.55	-	15.36	10,044.34	-
Ireland	33.38	164.32	15.93	111.53	0.75
Israel	18.03	4.91	746.29	595.12	441.11
Italy	4,035.94	466.08	52.58	1,369.83	647.25
Jamaica	24.07	2.60	-	6.59	24.12
Japan	1,961.88	4.57	-	20,728.24	145.55
Jordan	863.43	346.12	453.92	3,943.69	901.55
Kazakhstan	21.74	48.55	-	16.21	703.64
Kenya	2,558.52	6.51	21,530.28	11,825.10	1,280.14
Kiribati	-	-	-	-	-
Kuwait	50.00	-	-	1,466.10	-
Kyrgyzstan	100.27	4.95	-	22.86	1,335.55
Lao People's Democratic Republic	49.13	-	24.61	43.76	503.56
Latvia	-	12.64	-	2.07	-
Lebanon	425.91	281.40	-	66.30	518.07
Lesotho	-	-	-	6.69	15.64
Liberia	294.41	-	-	1,780.41	47.89
Libya	-	-	-	182.79	47.01
Liechtenstein	-	-	-	-	-
Lithuania	-	-	-	-	-
Luxembourg	24.35	112.79	91.04	54.32	0.28
Madagascar	602.42	-	-	262.86	12.30
Malawi	89.43	-	-	8.08	36.59
Malaysia	1,499.74	42.90	-	52.17	69.02
Maldives	-	-	-	114.62	172.30
Mali	324.42	251.37	111.58	1,831.69	166.50
Malta	-	24.04	-	-	56.46
Marshall Islands	-	-	-	-	-
Mauritania	14.02	-	-	17.54	115.17
Mauritius	103.11	-	22.94	78.86	16.96
Mexico	11,337.14	17.61	-	121.29	2,762.35
Micronesia (Federated States of)	-	-	-	1.86	-
Monaco	-	-	-	-	-
Mongolia	122.12	23.05	-	19.95	-
Montenegro	31.99	-	-	8.72	1.47
Morocco	488.55	8.46	-	135.84	1,258.00
Mozambique	432.65	-	-	47.75	56.80
Myanmar	60.92	-	-	9,971.48	960.26
Namibia	10.58	2.75	-	11.57	90.30
Nauru	-	-	-	-	-
Nepal	0.78	-	40.25	10,840.32	49.00
Netherlands	1,637.09	24,600.52	62.67	7,720.20	59.68
New Zealand	97.10	-	45.00	77.85	-
Nicaragua	23.33	11.67	-	1.22	-
Niger	73.98	0.58	-	99.41	270.66
Nigeria	1,709.72	107.92	-	183.57	4,193.12
Norway	650.98	1,133.14	-	2,386.17	6.28
Oman	-	-	-	-	4.68
Pakistan	741.10	-	-	504.77	1,194.40
Palau	-	-	-	-	-
Panama	2.45	52.03	-	13,046.81	286.20
Papua New Guinea	-	-	-	45.26	-
Paraguay	17.67	-	-	6,844.44	-
Peru	89.47	-	-	2,259.25	476.11
Philippines	1,253.08	-	-	872.01	193.79
Poland	34.15	-	-	-	-
Portugal	147.25	-	2.01	62.71	-
Qatar	-	10.94	-	-	3.39
Republic of Korea	367.39	89.94	17.30	135.21	-
Republic of Moldova	62.05	-	-	4.73	73.31
Romania	8.06	-	152.00	0.24	6.17
Russian Federation	675.27	260.31	29.76	7.30	95.59
Rwanda	57.82	3.00	-	1.80	7.66
Saint Kitts and Nevis	-	-	-	2.59	4.81
Saint Lucia	-	-	-	5,718.53	4.89
Saint Vincent and the Grenadines	-	-	-	18.65	-
Samoa	3.83	-	-	20.67	-
San Marino	-	-	-	-	-
Sao Tome and Principe	16.59	-	-	15.63	-
Saudi Arabia	90.00	-	-	-	-

Vendor Country	Procurement of services by UN organization (Thousand USD)				
	UNIDO	UNOG	UNON	UNOPS	UNOV
Senegal	237.88	22.39	-	386.41	1,881.32
Serbia	188.64	-	24.34	2,327.74	435.91
Seychelles	-	-	-	-	148.50
Sierra Leone	42.94	7.78	-	3,863.16	127.90
Singapore	0.36	3.54	3.20	783.51	58.02
Slovakia	30.09	1.67	-	5.19	51.37
Slovenia	139.43	-	-	-	0.80
Solomon Islands	-	2.00	-	15.19	10.61
Somalia	249.87	-	3.60	3,408.71	197.33
South Africa	1,964.82	36.12	110.77	476.95	1,499.72
South Sudan	859.85	5.83	120.00	7,103.31	-
Spain	3,758.15	63.67	184.35	1,148.84	24.52
Sri Lanka	62.66	-	2.69	1,440.06	181.74
Sudan	257.76	-	226.55	1,154.85	60.41
Suriname	324.90	-	-	27.51	-
Sweden	108.70	4.17	-	115.96	0.10
Switzerland	991.39	53,075.34	1,793.71	6,683.09	723.27
Syrian Arab Republic	-	605.07	-	1,776.81	-
Tajikistan	39.72	-	-	3.41	424.16
Thailand	738.40	39.13	18.40	963.87	670.74
The former Yugoslav Republic of Macedonia	10.79	-	-	7.27	5.59
Timor-Leste	-	-	-	7.31	49.59
Togo	0.16	22.15	-	87.91	34.53
Tonga	-	-	-	-	-
Trinidad and Tobago	-	0.42	16.89	112.07	4.88
Tunisia	1,564.07	8.44	-	2,299.50	1,149.51
Turkey	886.56	261.40	-	314.74	131.40
Turkmenistan	0.61	-	-	0.40	52.36
Tuvalu	-	-	-	-	-
Uganda	660.18	-	14.02	842.74	8.93
Ukraine	499.48	6.30	-	2,028.27	9.49
United Arab Emirates	325.88	201.64	25.32	35,032.12	65.51
United Kingdom of Great Britain and Northern Ireland	2,656.42	1,161.09	408.39	41,364.78	248.23
United Republic of Tanzania	1,170.99	-	13.69	1,672.26	275.18
United States of America	3,255.41	3,333.40	1,890.89	17,297.81	601.25
Uruguay	340.91	-	-	6,136.02	-
Uzbekistan	11.39	-	-	12.60	198.03
Vanuatu	-	-	-	-	-
Venezuela (Bolivarian Republic of)	0.80	-	-	26.91	-
Viet Nam	1,045.91	-	-	26.24	740.40
Yemen	-	1,741.72	-	667.40	-
Zambia	316.16	-	22.14	23.90	73.28
Zimbabwe	14.06	-	-	35.34	81.68
Subtotal:	**145,247.30**	**92,954.40**	**35,315.13**	**425,253.01**	**64,208.21**
Other countries in:					
Africa	-	-	-	-	-
Arab Countries*	291.46	-	-	5,104.39	127.74
Asia	-	-	-	-	-
Europe	-	127.34	-	5,710.94	-
Latin America and the Caribbean	-	-	1,222.03	12.40	-
Northern America	-	-	-	37,843.34	-
Oceania	334.91	-	-	82.91	-
Unspecified	22.85	92.00	-	-	-
Grand total:	**145,896.52**	**93,173.74**	**36,537.16**	**474,007.00**	**64,335.94**
Procurement of services in					
Developed regions	66,137.89	87,536.26	6,844.88	127,323.71	19,526.45
% of organization's total	45.33%	93.95%	18.73%	26.86%	30.35%
Developing regions & economies in transition	70,073.91	3,102.80	23,949.52	260,310.04	34,963.58
% of organization's total	48.03%	3.33%	65.55%	54.92%	54.35%
LDC regions	9,661.87	2,442.67	5,742.75	86,373.24	9,845.92
% of organization's total	6.62%	2.62%	15.72%	18.22%	15.30%
Not explicitly classified	22.85	92.00	-	- -	0.00
% of organization's total	0.02%	0.10%	0.00%	0.00%	0.00%

* Procurement from the State of Palestine

Vendor Country	Procurement of services by UN organization (Thousand USD)				
	UNPD	UNRWA	UNU	UNV	UNWTO
Afghanistan	8,878.50	-	-	-	-
Albania	5.14	-	-	-	-
Algeria	232.85	-	-	-	-
Andorra	-	-	-	-	-
Angola	5.78	-	-	-	-
Antigua and Barbuda	-	-	-	-	-
Argentina	2,431.96	-	2.25	38.39	-
Armenia	-	-	-	1.33	-
Australia	895.47	0.35	0.49	18.46	5.61
Austria	150.87	1.81	-	3.95	8.85
Azerbaijan	28.82	-	-	-	-
Bahamas	-	-	-	-	-
Bahrain	243.99	126.43	-	-	-
Bangladesh	60.86	-	-	7.50	-
Barbados	1.08	-	-	-	-
Belarus	4.00	-	-	-	-
Belgium	1,634.14	80.47	242.38	1.74	282.51
Belize	36.64	-	-	-	-
Benin	10.78	-	-	1.06	-
Bhutan	-	-	-	-	-
Bolivia (Plurinational State of)	3.16	-	-	-	-
Bosnia and Herzegovina	12.50	-	-	-	-
Botswana	25.71	-	-	-	-
Brazil	69.07	-	-	-	-
Brunei Darussalam	-	-	-	-	-
Bulgaria	4,610.24	-	-	-	-
Burkina Faso	58.27	-	-	-	-
Burundi	1,413.45	-	-	0.99	-
Cabo Verde	19.02	-	-	-	-
Cambodia	26.43	-	27.89	-	-
Cameroon	275.78	-	19.56	-	-
Canada	32,586.24	9.24	250.39	104.11	0.17
Central African Republic	6,333.96	-	-	-	-
Chad	23.48	-	-	-	-
Chile	-	-	-	-	-
China	1,586.17	-	414.59	0.62	44.52
Colombia	7,900.56	-	-	-	-
Comoros	2.83	-	-	-	-
Congo	34.79	-	-	-	-
Costa Rica	0.86	-	5.48	1.77	-
Côte d'Ivoire	4,343.16	-	-	-	-
Croatia	0.80	-	-	-	-
Cuba	-	-	-	-	-
Cyprus	6,888.14	-	-	-	-
Czechia	79.80	-	-	19.94	-
Democratic People's Republic of Korea	0.59	-	-	-	-
Democratic Republic of the Congo	29,589.15	-	-	-	-
Denmark	33,245.48	2,004.29	4.87	51.04	-
Djibouti	-	-	-	-	-
Dominica	-	-	-	-	-
Dominican Republic	238.83	-	-	-	-
Ecuador	5.75	-	-	-	-
Egypt	1,919.83	80.92	-	0.15	-
El Salvador	120.12	-	-	-	-
Equatorial Guinea	8.24	-	-	-	-
Eritrea	1.60	-	-	-	-
Estonia	-	-	-	-	-
Eswatini	11.98	81.92	-	-	-
Ethiopia	50,767.05	-	-	-	2.36
Fiji	48.11	-	-	-	-
Finland	0.56	-	787.98	-	-
France	71,930.14	57.61	0.97	2.40	463.20
Gabon	457.33	-	-	-	-
Gambia	67.00	-	-	11.70	-
Georgia	3.78	-	-	-	-
Germany	7,899.02	8.19	488.89	6,758.99	16.57
Ghana	8.85	-	113.86	-	-
Greece	19.09	-	-	2.04	-
Grenada	-	-	-	-	-
Guatemala	25.89	-	-	-	-
Guinea	19.93	-	-	-	-
Guinea-Bissau	1,492.96	-	-	-	-
Guyana	13.81	-	-	-	-
Haiti	13,264.33	-	-	-	-
Honduras	-	-	-	-	-

Vendor Country	Procurement of services by UN organization (Thousand USD)				
	UNPD	UNRWA	UNU	UNV	UNWTO
Hungary	-	-	-	-	-
Iceland	-	-	-	-	-
India	447.53	102.34	15.18	39.99	-
Indonesia	39.28	-	2.02	-	-
Iran (Islamic Republic of)	28.08	-	-	-	-
Iraq	21,749.61	-	-	-	-
Ireland	25,506.15	126.83	2.17	35.80	0.15
Israel	19,337.57	4,201.30	-	-	-
Italy	43,248.10	2,925.46	2.38	28.94	-
Jamaica	6.60	-	-	-	-
Japan	2,354.77	80.00	2,589.56	-	0.86
Jordan	11,015.28	16,524.69	-	-	-
Kazakhstan	128.67	-	-	1.37	-
Kenya	82,811.80	-	-	-	-
Kiribati	-	-	-	-	-
Kuwait	1,795.64	-	-	-	-
Kyrgyzstan	83.88	-	-	-	-
Lao People's Democratic Republic	30.71	-	-	34.75	-
Latvia	4.32	-	-	-	-
Lebanon	7,349.85	17,921.82	-	-	-
Lesotho	-	-	-	-	-
Liberia	4,372.20	-	-	-	-
Libya	11,575.99	-	-	-	-
Liechtenstein	-	-	-	-	-
Lithuania	-	-	-	-	-
Luxembourg	1.29	8.46	-	7.30	-
Madagascar	76.43	-	-	-	-
Malawi	4.06	-	-	-	-
Malaysia	145.48	1.00	222.53	-	-
Maldives	4.54	-	-	-	-
Mali	29,228.00	-	-	-	-
Malta	679.81	-	-	-	-
Marshall Islands	-	-	-	-	-
Mauritania	681.69	-	-	-	-
Mauritius	3.18	-	-	-	-
Mexico	334.62	61.86	-	20.63	-
Micronesia (Federated States of)	-	-	-	-	-
Monaco	-	-	-	-	-
Mongolia	10.32	-	-	-	-
Montenegro	-	-	-	-	-
Morocco	2,754.76	-	-	-	-
Mozambique	1.52	-	92.83	-	-
Myanmar	189.07	-	-	-	-
Namibia	60.77	-	-	-	-
Nauru	-	-	-	-	-
Nepal	263.20	-	-	-	-
Netherlands	25,707.06	343.84	471.02	6.11	-
New Zealand	1.50	1.05	-	-	-
Nicaragua	6.01	-	-	-	-
Niger	53.37	-	-	-	-
Nigeria	243.20	-	13.64	-	-
Norway	304.36	261.37	18.11	-	-
Oman	6.43	-	-	-	-
Pakistan	3,225.41	-	-	-	-
Palau	-	-	-	-	-
Panama	736.84	-	-	-	-
Papua New Guinea	152.03	-	-	-	15.96
Paraguay	3.46	-	-	-	-
Peru	890.21	-	-	-	-
Philippines	335.24	7.50	1.69	-	-
Poland	51.96	27.83	-	-	30.02
Portugal	435.93	50.48	83.47	-	-
Qatar	-	-	-	-	-
Republic of Korea	133.06	-	-	1.91	-
Republic of Moldova	0.92	-	-	0.68	3.93
Romania	134.97	-	-	2.88	-
Russian Federation	211,796.22	-	-	7.57	-
Rwanda	1,473.23	-	-	-	-
Saint Kitts and Nevis	-	-	-	-	-
Saint Lucia	11.28	-	-	-	-
Saint Vincent and the Grenadines	-	-	-	-	-
Samoa	-	-	-	-	-
San Marino	-	-	-	-	-
Sao Tome and Principe	-	-	-	-	-
Saudi Arabia	127.36	-	-	-	-

Vendor Country	Procurement of services by UN organization (Thousand USD)				
	UNPD	UNRWA	UNU	UNV	UNWTO
Senegal	1,396.30	-	-	-	-
Serbia	118.88	-	-	-	-
Seychelles	7.84	-	-	-	-
Sierra Leone	111.60	-	-	-	-
Singapore	365.80	-	4.33	-	-
Slovakia	4.18	-	-	-	-
Slovenia	10.25	-	-	-	-
Solomon Islands	1.30	-	-	-	-
Somalia	6,861.32	-	-	-	-
South Africa	55,433.62	-	9.92	0.59	2.81
South Sudan	25,742.18	-	-	-	-
Spain	13,635.51	624.71	55.16	193.18	1,725.03
Sri Lanka	122.60	-	-	-	-
Sudan	19,167.52	-	-	-	-
Suriname	10.00	-	-	-	-
Sweden	1,809.51	1.00	8.49	13.92	-
Switzerland	20,773.68	48.27	13.07	14.99	4.05
Syrian Arab Republic	6,662.86	9,389.90	-	-	-
Tajikistan	47.60	-	-	1.37	-
Thailand	94.11	-	0.57	-	-
The former Yugoslav Republic of Macedonia	26.44	-	-	-	-
Timor-Leste	26.17	-	-	-	-
Togo	98.95	-	-	-	-
Tonga	-	-	-	-	-
Trinidad and Tobago	27.50	-	-	-	-
Tunisia	1,525.08	-	5.79	1.05	-
Turkey	479.61	44.12	-	-	-
Turkmenistan	149.64	-	-	-	-
Tuvalu	-	-	-	-	-
Uganda	24,648.33	-	0.10	-	-
Ukraine	67,090.58	-	-	-	-
United Arab Emirates	75,084.33	41.55	1.10	-	-
United Kingdom of Great Britain and Northern Ireland	89,605.45	681.05	214.91	96.08	34.58
United Republic of Tanzania	62.16	-	23.99	-	-
United States of America	400,790.73	114.84	400.25	749.03	138.24
Uruguay	3.34	-	-	-	-
Uzbekistan	31.19	-	-	-	-
Vanuatu	-	-	-	-	-
Venezuela (Bolivarian Republic of)	-	-	-	-	-
Viet Nam	6.55	-	-	-	-
Yemen	38.04	-	-	-	-
Zambia	9.30	-	-	0.15	-
Zimbabwe	18.79	-	-	-	-
Subtotal:	**1,616,328.33**	**56,042.49**	**6,611.90**	**8,284.48**	**2,779.42**
Other countries in:					
Africa	30.63	-	-	-	-
Arab Countries*	248.53	48,730.12	-	-	-
Asia	-	-	-	-	-
Europe	2,478.48	-	-	-	-
Latin America and the Caribbean	4,613.30	-	-	-	-
Northern America	-	-	-	-	-
Oceania	-	-	-	-	-
Unspecified	-	-	-	-	-
Grand total:	**1,623,699.27**	**104,772.61**	**6,611.90**	**8,284.48**	**2,779.42**
Procurement of services in					
Developed regions	804,337.06	11,658.45	5,634.57	8,110.90	2,709.85
% of organization's total	49.54%	11.13%	85.22%	97.90%	97.50%
Developing regions & economies in transition	592,800.96	93,114.16	832.51	117.43	67.22
% of organization's total	36.51%	88.87%	12.59%	1.42%	2.42%
LDC regions	226,561.25	-	144.82	56.15	2.36
% of organization's total	13.95%	0.00%	2.19%	0.68%	0.08%
Not explicitly classified	-	-	-	-	-
% of organization's total	0.00%	0.00%	0.00%	0.00%	0.00%

* Procurement from the State of Palestine

Vendor Country	Procurement of services by UN organization (Thousand USD)				
	UPU	WFP	WHO	WIPO	WMO
Afghanistan	-	15,475.52	5,706.07	-	-
Albania	-	1.07	107.24	-	-
Algeria	-	1,081.06	291.16	1.14	-
Andorra	-	-	-	-	-
Angola	-	71.27	597.78	-	-
Antigua and Barbuda	-	46.62	-	-	-
Argentina	-	22.54	1,700.47	132.98	-
Armenia	7.09	296.86	328.80	-	-
Australia	121.39	203.89	3,427.04	4.42	61.95
Austria	51.95	6.82	417.67	56.48	-
Azerbaijan	-	-	243.73	-	-
Bahamas	-	-	-	-	-
Bahrain	-	-	15.58	-	1.53
Bangladesh	-	2,942.88	2,453.38	91.55	-
Barbados	82.41	-	-	-	-
Belarus	-	1,202.40	276.17	-	3.97
Belgium	109.62	2,150.40	4,668.67	6,219.84	9.49
Belize	-	-	0.98	-	-
Benin	44.38	928.98	794.27	-	-
Bhutan	-	18.65	240.80	-	-
Bolivia (Plurinational State of)	-	181.35	34.15	-	-
Bosnia and Herzegovina	-	-	620.84	-	-
Botswana	-	18.61	112.89	37.91	-
Brazil	-	929.57	1,062.49	145.67	-
Brunei Darussalam	-	-	-	-	-
Bulgaria	1.84	5,415.41	1,528.14	-	-
Burkina Faso	-	1,814.19	1,833.25	-	-
Burundi	-	4,708.08	707.58	-	-
Cabo Verde	-	-	201.62	-	-
Cambodia	-	1,550.22	1,004.44	22.75	-
Cameroon	-	11,587.75	1,968.79	6.60	-
Canada	37.60	24,437.49	4,799.67	171.63	1.69
Central African Republic	-	12,982.30	2,168.67	-	-
Chad	-	21,993.97	1,826.64	-	-
Chile	-	201.04	60.00	26.34	-
China	169.33	900.09	2,930.45	1,851.82	52.40
Colombia	-	1,764.34	119.41	-	-
Comoros	-	-	222.81	-	-
Congo	-	1,095.56	6,972.88	-	-
Costa Rica	4.72	-	19.68	15.21	-
Côte d'Ivoire	18.23	1,521.65	1,110.16	-	-
Croatia	-	0.02	162.05	-	7.17
Cuba	-	-	-	0.17	-
Cyprus	-	211.60	182.66	-	-
Czechia	1.19	39.84	93.73	10.91	-
Democratic People's Republic of Korea	-	269.60	313.48	-	-
Democratic Republic of the Congo	-	20,095.79	4,783.19	-	-
Denmark	-	6,757.46	28,070.84	20.77	27.51
Djibouti	-	10,080.61	571.07	-	-
Dominica	-	-	-	-	-
Dominican Republic	-	14.84	24.14	15.21	-
Ecuador	-	1,274.11	-	-	-
Egypt	-	5,608.85	2,682.85	-	-
El Salvador	-	715.76	23.97	15.21	-
Equatorial Guinea	-	-	229.06	-	-
Eritrea	-	48.68	237.25	-	-
Estonia	-	-	115.82	-	-
Eswatini	-	624.16	219.44	-	-
Ethiopia	-	62,923.08	4,428.66	-	0.51
Fiji	-	130.19	942.68	-	25.47
Finland	-	62.52	462.67	-	0.34
France	139.03	22,699.65	5,446.76	2,047.42	1,359.86
Gabon	-	-	917.98	-	-
Gambia	-	576.94	408.91	-	-
Georgia	11.92	91.14	631.26	-	-
Germany	72.16	16,072.73	3,887.18	719.00	80.54
Ghana	42.24	2,591.49	3,249.64	-	-
Greece	1.99	5,180.03	416.17	-	16.48
Grenada	-	-	-	-	-
Guatemala	-	1,571.60	-	-	-
Guinea	-	2,063.83	2,334.44	-	-
Guinea-Bissau	-	939.47	176.42	-	-
Guyana	-	-	-	-	-
Haiti	-	7,148.62	-	-	-
Honduras	-	1,407.68	394.30	0.59	-

Vendor Country	Procurement of services by UN organization (Thousand USD)				
	UPU	WFP	WHO	WIPO	WMO
Hungary	2.32	55.76	396.25	52.14	0.26
Iceland	-	-	-	-	0.40
India	2.17	1,433.45	28,444.49	447.28	-
Indonesia	-	509.36	1,740.87	35.50	2.20
Iran (Islamic Republic of)	-	408.92	389.37	-	-
Iraq	-	17,862.57	11,636.37	-	-
Ireland	327.13	4,502.11	2,001.74	313.56	4.40
Israel	-	642.69	321.19	5.07	-
Italy	20.47	37,300.71	14,759.66	84.66	517.53
Jamaica	-	-	15.00	-	0.72
Japan	1.66	844.46	1,620.50	4,975.98	137.51
Jordan	-	10,173.65	4,415.18	3.04	-
Kazakhstan	13.09	3.52	409.72	-	-
Kenya	58.28	112,780.58	8,616.95	115.44	15.24
Kiribati	-	-	-	-	-
Kuwait	-	0.04	923.48	-	-
Kyrgyzstan	-	575.98	531.89	-	-
Lao People's Democratic Republic	-	5,756.11	340.58	24.35	-
Latvia	-	-	132.62	-	-
Lebanon	-	9,698.91	1,948.24	-	-
Lesotho	-	1,663.23	296.74	-	-
Liberia	-	5,722.49	2,568.27	-	1.50
Libya	-	68.42	92.30	-	-
Liechtenstein	-	-	-	-	-
Lithuania	-	-	60.17	0.45	-
Luxembourg	24.26	14.68	180.54	408.25	4.01
Madagascar	-	5,202.44	1,370.26	-	-
Malawi	-	11,188.68	996.44	-	-
Malaysia	-	1,871.46	2,607.55	0.35	-
Maldives	-	-	957.40	-	-
Mali	-	12,267.59	1,153.28	-	-
Malta	-	6,128.37	346.05	-	-
Marshall Islands	-	10,497.89	1.02	-	-
Mauritania	-	2,442.58	126.64	-	-
Mauritius	-	5,627.67	158.35	-	-
Mexico	-	1.15	517.08	-	128.66
Micronesia (Federated States of)	-	-	32.45	-	-
Monaco	-	-	23.71	-	-
Mongolia	-	-	495.34	11.56	-
Montenegro	-	-	172.69	-	-
Morocco	29.80	-	498.49	-	-
Mozambique	-	11,609.42	798.65	-	-
Myanmar	-	4,210.75	1,093.31	-	-
Namibia	-	143.59	210.24	-	-
Nauru	-	-	-	-	-
Nepal	-	3,615.41	1,601.69	97.01	-
Netherlands	62.47	8,425.11	5,219.59	197.28	2.44
New Zealand	10.40	451.04	250.30	-	-
Nicaragua	-	1,322.77	-	-	-
Niger	-	14,174.38	1,683.75	-	-
Nigeria	-	28,975.59	10,077.29	-	9.00
Norway	12.31	7,177.01	3,122.50	2.49	81.91
Oman	-	-	430.63	3.04	-
Pakistan	1.61	10,066.90	13,231.33	-	-
Palau	-	-	6.28	-	-
Panama	-	1,900.37	-	15.21	2.01
Papua New Guinea	-	89.56	873.28	-	-
Paraguay	-	73.67	89.63	-	-
Peru	-	737.05	767.58	-	-
Philippines	-	6,797.12	6,619.65	38.25	-
Poland	0.06	348.48	99.67	45.43	-
Portugal	11.66	32.60	1,157.00	-	-
Qatar	6.66	-	695.98	-	-
Republic of Korea	-	22.96	397.32	3,226.40	14.68
Republic of Moldova	-	8,805.72	749.44	-	-
Romania	-	5.50	308.43	-	-
Russian Federation	18.14	9,334.79	1,234.25	171.53	12.51
Rwanda	-	4,512.57	781.73	-	-
Saint Kitts and Nevis	-	-	15.00	-	-
Saint Lucia	-	-	-	-	-
Saint Vincent and the Grenadines	-	-	-	-	-
Samoa	-	1.68	125.27	-	-
San Marino	-	-	-	-	-
Sao Tome and Principe	-	-	131.61	-	-
Saudi Arabia	-	37.54	41.81	-	-

Vendor Country	Procurement of services by UN organization (Thousand USD)				
	UPU	WFP	WHO	WIPO	WMO
Senegal	-	1,853.71	1,512.03	-	-
Serbia	28.02	-	210.40	0.44	-
Seychelles	-	-	-	-	-
Sierra Leone	-	1,759.26	2,005.22	-	-
Singapore	6.58	4,642.14	465.16	81.90	-
Slovakia	107.46	2.15	65.46	7.19	-
Slovenia	6.90	-	99.95	-	7.39
Solomon Islands	-	3.14	363.58	-	5.17
Somalia	-	40,185.31	2,753.34	-	5.11
South Africa	-	24,688.55	6,388.91	7.11	31.68
South Sudan	-	85,594.98	4,516.90	-	2.33
Spain	0.97	3,231.66	2,113.77	5,519.42	470.26
Sri Lanka	-	720.27	678.49	88.24	-
Sudan	-	31,131.30	2,640.23	-	5.19
Suriname	-	-	-	-	-
Sweden	2.12	692.33	1,009.32	8.27	-
Switzerland	12,168.51	29,637.25	67,144.00	53,795.88	9,392.75
Syrian Arab Republic	-	38,699.78	2,486.08	9.13	-
Tajikistan	-	724.07	547.94	-	-
Thailand	102.41	1,455.24	1,681.83	50.10	-
The former Yugoslav Republic of Macedonia	-	-	97.09	-	5.07
Timor-Leste	-	257.80	528.00	-	-
Togo	-	1,309.00	257.28	-	-
Tonga	-	3.81	9.50	-	-
Trinidad and Tobago	-	-	40.00	-	-
Tunisia	87.93	254.46	674.98	-	-
Turkey	0.82	12,939.83	18,963.06	1.92	-
Turkmenistan	-	-	102.73	-	-
Tuvalu	-	-	23.65	-	-
Uganda	-	33,249.42	2,908.71	-	7.03
Ukraine	-	18,419.87	2,571.30	-	-
United Arab Emirates	18.00	16,151.19	217.58	-	-
United Kingdom of Great Britain and Northern Ireland	214.39	105,712.92	12,556.81	10,955.11	127.95
United Republic of Tanzania	67.68	25,370.16	2,650.70	-	0.60
United States of America	359.52	114,862.24	34,098.84	15,663.54	124.10
Uruguay	918.33	-	48.07	45.39	-
Uzbekistan	-	-	421.63	-	-
Vanuatu	-	96.39	63.63	-	-
Venezuela (Bolivarian Republic of)	-	-	19.21	-	-
Viet Nam	-	-	1,933.66	11.29	-
Yemen	-	104,286.64	9,358.80	-	-
Zambia	-	2,704.97	579.09	-	-
Zimbabwe	5.28	6,334.34	2,105.84	216.04	-
Subtotal:	**15,614.50**	**1,379,842.11**	**442,005.86**	**108,348.89**	**12,768.56**
Other countries in:					
Africa	-	-	-	-	-
Arab Countries*	-	1,632.25	1,105.36	2.28	-
Asia	-	276.82	-	-	-
Europe	1.22	8.43	21.65	-	-
Latin America and the Caribbean	0.11	0.73	-	-	-
Northern America	-	-	-	-	-
Oceania	-	50.64	125.69	-	-
Unspecified	-	-	-	-	-
Grand total:	**15,615.83**	**1,381,810.99**	**443,258.56**	**108,351.17**	**12,768.56**
Procurement of services in					
Developed regions	13,870.59	403,313.37	200,788.83	101,285.20	12,435.97
% of organization's total	88.82%	29.19%	45.30%	93.48%	97.40%
Developing regions & economies in transition	1,633.18	401,966.80	168,640.92	6,830.30	305.15
% of organization's total	10.46%	29.09%	38.05%	6.30%	2.39%
LDC regions	112.06	576,530.81	73,828.81	235.67	27.43
% of organization's total	0.72%	41.72%	16.66%	0.22%	0.21%
Not explicitly classified	-	-	0.00	- -	0.00
% of organization's total	0.00%	0.00%	0.00%	0.00%	0.00%

* Procurement from the State of Palestine

Vendor Country	Procurement of services by UN organization (Thousand USD)	
	Total	% of total
Afghanistan	**123,301.68**	1.25%
Albania	**7,897.43**	0.08%
Algeria	**9,334.74**	0.09%
Andorra	**50.45**	0.00%
Angola	**8,216.36**	0.08%
Antigua and Barbuda	**346.88**	0.00%
Argentina	**87,628.19**	0.89%
Armenia	**6,775.86**	0.07%
Australia	**18,456.41**	0.19%
Austria	**144,222.12**	1.47%
Azerbaijan	**6,976.30**	0.07%
Bahamas	**533.35**	0.01%
Bahrain	**2,289.03**	0.02%
Bangladesh	**37,362.30**	0.38%
Barbados	**8,650.93**	0.09%
Belarus	**4,634.92**	0.05%
Belgium	**58,409.90**	0.59%
Belize	**1,662.84**	0.02%
Benin	**6,585.25**	0.07%
Bhutan	**1,349.15**	0.01%
Bolivia (Plurinational State of)	**9,238.29**	0.09%
Bosnia and Herzegovina	**20,502.13**	0.21%
Botswana	**4,123.94**	0.04%
Brazil	**185,462.18**	1.89%
Brunei Darussalam	**25.46**	0.00%
Bulgaria	**12,478.45**	0.13%
Burkina Faso	**21,320.43**	0.22%
Burundi	**14,675.30**	0.15%
Cabo Verde	**2,099.91**	0.02%
Cambodia	**11,974.76**	0.12%
Cameroon	**30,198.64**	0.31%
Canada	**94,809.97**	0.96%
Central African Republic	**34,432.68**	0.35%
Chad	**47,728.13**	0.49%
Chile	**22,844.07**	0.23%
China	**65,214.96**	0.66%
Colombia	**63,561.23**	0.65%
Comoros	**1,509.11**	0.02%
Congo	**13,100.92**	0.13%
Costa Rica	**23,923.65**	0.24%
Côte d'Ivoire	**30,091.48**	0.31%
Croatia	**3,168.10**	0.03%
Cuba	**3,524.22**	0.04%
Cyprus	**16,853.32**	0.17%
Czechia	**2,437.16**	0.02%
Democratic People's Republic of Korea	**1,589.45**	0.02%
Democratic Republic of the Congo	**98,799.32**	1.01%
Denmark	**247,373.87**	2.52%
Djibouti	**14,862.30**	0.15%
Dominica	**1,424.20**	0.01%
Dominican Republic	**8,664.69**	0.09%
Ecuador	**13,518.70**	0.14%
Egypt	**32,445.88**	0.33%
El Salvador	**15,558.12**	0.16%
Equatorial Guinea	**1,619.36**	0.02%
Eritrea	**2,028.65**	0.02%
Estonia	**436.23**	0.00%
Eswatini	**3,755.85**	0.04%
Ethiopia	**175,521.78**	1.79%
Fiji	**14,262.31**	0.15%
Finland	**3,196.43**	0.03%
France	**180,995.08**	1.84%
Gabon	**3,124.50**	0.03%
Gambia	**3,510.01**	0.04%
Georgia	**10,244.71**	0.10%
Germany	**77,469.35**	0.79%
Ghana	**18,574.59**	0.19%
Greece	**41,180.49**	0.42%
Grenada	**8,055.56**	0.08%
Guatemala	**21,265.56**	0.22%
Guinea	**14,624.45**	0.15%
Guinea-Bissau	**4,734.57**	0.05%
Guyana	**3,339.17**	0.03%
Haiti	**43,187.12**	0.44%
Honduras	**9,193.98**	0.09%

Vendor Country	Total	% of total
Hungary	**9,182.95**	0.09%
Iceland	**167.02**	0.00%
India	**165,213.00**	1.68%
Indonesia	**28,109.56**	0.29%
Iran (Islamic Republic of)	**23,433.36**	0.24%
Iraq	**302,180.25**	3.08%
Ireland	**41,587.75**	0.42%
Israel	**31,631.47**	0.32%
Italy	**195,106.86**	1.99%
Jamaica	**3,858.65**	0.04%
Japan	**40,097.56**	0.41%
Jordan	**274,645.41**	2.79%
Kazakhstan	**9,873.71**	0.10%
Kenya	**333,114.80**	3.39%
Kiribati	**145.53**	0.00%
Kuwait	**13,095.68**	0.13%
Kyrgyzstan	**9,575.81**	0.10%
Lao People's Democratic Republic	**9,875.72**	0.10%
Latvia	**614.73**	0.01%
Lebanon	**232,996.16**	2.37%
Lesotho	**5,736.30**	0.06%
Liberia	**27,913.47**	0.28%
Libya	**22,731.41**	0.23%
Liechtenstein	**-**	0.00%
Lithuania	**521.26**	0.01%
Luxembourg	**10,534.82**	0.11%
Madagascar	**22,779.77**	0.23%
Malawi	**35,774.07**	0.36%
Malaysia	**17,019.56**	0.17%
Maldives	**4,656.16**	0.05%
Mali	**64,485.79**	0.66%
Malta	**8,224.35**	0.08%
Marshall Islands	**10,628.90**	0.11%
Mauritania	**7,794.82**	0.08%
Mauritius	**7,921.87**	0.08%
Mexico	**39,478.09**	0.40%
Micronesia (Federated States of)	**71.95**	0.00%
Monaco	**315.00**	0.00%
Mongolia	**3,469.95**	0.04%
Montenegro	**4,085.77**	0.04%
Morocco	**11,955.64**	0.12%
Mozambique	**28,499.30**	0.29%
Myanmar	**42,377.86**	0.43%
Namibia	**2,482.52**	0.03%
Nauru	**43.40**	0.00%
Nepal	**34,750.08**	0.35%
Netherlands	**123,145.00**	1.25%
New Zealand	**4,753.15**	0.05%
Nicaragua	**4,076.04**	0.04%
Niger	**25,592.01**	0.26%
Nigeria	**84,993.25**	0.86%
Norway	**24,024.20**	0.24%
Oman	**1,015.66**	0.01%
Pakistan	**124,337.70**	1.27%
Palau	**35.03**	0.00%
Panama	**40,482.42**	0.41%
Papua New Guinea	**8,663.48**	0.09%
Paraguay	**14,577.00**	0.15%
Peru	**41,916.51**	0.43%
Philippines	**37,405.36**	0.38%
Poland	**1,638.52**	0.02%
Portugal	**3,633.32**	0.04%
Qatar	**1,136.19**	0.01%
Republic of Korea	**25,012.95**	0.25%
Republic of Moldova	**22,142.34**	0.23%
Romania	**3,277.82**	0.03%
Russian Federation	**232,848.99**	2.37%
Rwanda	**15,509.95**	0.16%
Saint Kitts and Nevis	**244.02**	0.00%
Saint Lucia	**7,373.90**	0.08%
Saint Vincent and the Grenadines	**397.61**	0.00%
Samoa	**2,458.92**	0.03%
San Marino	**-**	0.00%
Sao Tome and Principe	**1,133.90**	0.01%
Saudi Arabia	**3,657.63**	0.04%

Vendor Country	Total	% of total
Senegal	**112,213.07**	1.14%
Serbia	**13,469.11**	0.14%
Seychelles	**505.51**	0.01%
Sierra Leone	**19,901.37**	0.20%
Singapore	**8,867.16**	0.09%
Slovakia	**3,026.57**	0.03%
Slovenia	**629.10**	0.01%
Solomon Islands	**3,270.94**	0.03%
Somalia	**77,620.31**	0.79%
South Africa	**125,957.41**	1.28%
South Sudan	**150,493.95**	1.53%
Spain	**64,439.33**	0.66%
Sri Lanka	**14,170.39**	0.14%
Sudan	**81,794.95**	0.83%
Suriname	**1,601.63**	0.02%
Sweden	**9,422.40**	0.10%
Switzerland	**404,550.78**	4.12%
Syrian Arab Republic	**104,421.33**	1.06%
Tajikistan	**8,845.57**	0.09%
Thailand	**39,628.01**	0.40%
The former Yugoslav Republic of Macedonia	**9,529.23**	0.10%
Timor-Leste	**5,136.73**	0.05%
Togo	**33,696.94**	0.34%
Tonga	**173.08**	0.00%
Trinidad and Tobago	**8,882.79**	0.09%
Tunisia	**21,462.68**	0.22%
Turkey	**124,034.12**	1.26%
Turkmenistan	**1,587.81**	0.02%
Tuvalu	**123.17**	0.00%
Uganda	**129,093.23**	1.31%
Ukraine	**115,835.60**	1.18%
United Arab Emirates	**161,085.86**	1.64%
United Kingdom of Great Britain and Northern Ireland	**398,327.77**	4.05%
United Republic of Tanzania	**47,751.47**	0.49%
United States of America	**1,154,232.58**	11.75%
Uruguay	**13,234.80**	0.13%
Uzbekistan	**6,473.12**	0.07%
Vanuatu	**556.86**	0.01%
Venezuela (Bolivarian Republic of)	**1,999.04**	0.02%
Viet Nam	**11,779.68**	0.12%
Yemen	**355,489.94**	3.62%
Zambia	**24,108.15**	0.25%
Zimbabwe	**46,302.09**	0.47%
Subtotal:	**9,254,505.42**	**94.18%**
Other countries in:		
Africa	**118.25**	0.00%
Arab Countries*	**90,873.71**	0.92%
Asia	**277.16**	0.00%
Europe	**11,939.90**	0.12%
Latin America and the Caribbean	**7,230.44**	0.07%
Northern America	**37,845.41**	0.39%
Oceania	**801.23**	0.01%
Unspecified	**422,753.69**	4.30%
Grand total:	**9,826,345.21**	**100.00%**
Procurement of services in		
Developed regions	3,435,467.22	34.96%
% of organization's total	34.96%	34.96%
Developing regions & economies in transition	3,937,161.93	40.07%
% of organization's total	40.07%	40.07%
LDC regions	2,030,962.38	20.67%
% of organization's total	20.67%	20.67%
Not explicitly classified	422,753.69	4.30%
% of organization's total	4.30%	4.30%

* Procurement from the State of Palestine

Procurement of services (Thousand USD)	Afghanistan	Albania	Algeria	Andorra	Angola
ECLAC	-	-	-	-	-
ESCAP	-	-	-	-	-
ESCWA	-	-	-	-	-
FAO	4,702.43	3.71	227.03	-	609.17
IAEA	23.57	62.53	385.34	-	-
IFAD	-	-	-	-	-
ILO	719.30	72.40	2,611.64	-	-
IMF	-	-	-	-	-
IMO	-	-	-	-	-
IOM	-	-	-	-	-
ITC	164.27	-	30.10	-	-
ITU	-	-	17.24	2.86	-
OPCW	-	-	-	-	-
PAHO	-	-	-	-	-
UN-ICTY/MICT	-	-	-	-	-
UN WOMEN	2,272.26	577.95	230.13	-	-
UNAIDS	-	10.92	103.27	-	112.94
UNAKRT	-	-	-	-	-
UNDP	13,900.41	5,872.70	1,645.80	-	1,937.40
UNECA	-	-	-	-	-
UNESCO	6,093.12	58.98	111.29	36.00	17.18
UNFCCC	-	-	-	-	-
UNFPA	3,027.52	42.49	342.89	-	956.23
UNHCR	8,964.96	394.50	955.34	-	941.84
UNICEF	23,143.64	351.66	681.51	-	2,947.79
UNIDO	63.62	152.85	138.19	11.32	-
UNOG	16.22	-	-	-	-
UNON	5,132.91	79.64	-	-	-
UNOPS	21,280.08	10.18	1.86	0.27	5.45
UNOV	3,737.29	93.47	246.92	-	13.53
UNPD	8,878.50	5.14	232.85	-	5.78
UNRWA	-	-	-	-	-
UNU	-	-	-	-	-
UNV	-	-	-	-	-
UNWTO	-	-	-	-	-
UPU	-	-	-	-	-
WFP	15,475.52	1.07	1,081.06	-	71.27
WHO	5,706.07	107.24	291.16	-	597.78
WIPO	-	-	1.14	-	-
WMO	-	-	-	-	-
Total	**123,301.68**	**7,897.43**	**9,334.74**	**50.45**	**8,216.36**
%	**1.25%**	**0.08%**	**0.09%**	**0.00%**	**0.08%**

Procurement of services (Thousand USD)	Antigua and Barbuda	Argentina	Armenia	Australia	Austria
ECLAC	-	222.93	-	-	-
ESCAP	-	-	11.96	41.80	2.23
ESCWA	-	-	-	-	-
FAO	21.69	569.03	204.12	74.28	3,429.20
IAEA	2.97	369.90	75.83	304.05	78,018.90
IFAD	-	147.44	-	-	5.78
ILO	-	1,688.30	47.37	268.13	33.72
IMF	-	-	-	-	-
IMO	-	1.73	-	15.00	-
IOM	-	-	-	-	-
ITC	-	14.28	-	1.22	-
ITU	-	141.05	-	105.42	60.59
OPCW	-	-	-	36.98	-
PAHO	20.55	2,592.83	-	-	292.24
UN-ICTY/MICT	-	-	-	8.00	-
UN WOMEN	19.57	80.31	6.35	1,531.02	166.19
UNAIDS	-	79.66	418.99	135.27	192.66
UNAKRT	-	-	-	-	-
UNDP	223.71	2,487.37	4,460.69	6,000.01	2,266.76
UNECA	-	-	-	1,475.08	-
UNESCO	-	667.84	26.32	625.93	255.24
UNFCCC	-	-	-	-	-
UNFPA	0.69	193.92	67.11	285.25	5.25
UNHCR	-	596.67	174.16	678.84	270.96
UNICEF	9.00	10,104.10	239.41	1,639.97	732.45
UNIDO	-	181.49	401.60	303.82	40,741.17
UNOG	-	-	3.25	33.16	206.94
UNON	-	-	-	35.00	-
UNOPS	-	63,145.53	4.63	111.65	983.06
UNOV	2.07	15.20	-	7.46	15,860.37
UNPD	-	2,431.96	-	895.47	150.87
UNRWA	-	-	-	0.35	1.81
UNU	-	2.25	-	0.49	-
UNV	-	38.39	1.33	18.46	3.95
UNWTO	-	-	-	5.61	8.85
UPU	-	-	7.09	121.39	51.95
WFP	46.62	22.54	296.86	203.89	6.82
WHO	-	1,700.47	328.80	3,427.04	417.67
WIPO	-	132.98	-	4.42	56.48
WMO	-	-	-	61.95	-
Total	**346.88**	**87,628.19**	**6,775.86**	**18,456.41**	**144,222.12**
%	**0.00%**	**0.89%**	**0.07%**	**0.19%**	**1.47%**

Procurement of services (Thousand USD)	Azerbaijan	Bahamas	Bahrain	Bangladesh	Barbados
ECLAC	-	-	-	-	4.35
ESCAP	-	-	-	33.78	-
ESCWA	-	-	11.68	-	-
FAO	156.67	35.26	-	2,307.60	564.03
IAEA	0.26	-	6.57	116.44	-
IFAD	-	-	-	31.68	-
ILO	103.65	0.53	23.94	9,687.58	5.10
IMF	-	-	-	-	-
IMO	-	-	-	-	-
IOM	-	-	-	-	-
ITC	-	-	-	6.97	-
ITU	-	-	-	-	-
OPCW	-	-	-	-	-
PAHO	-	287.09	-	-	5,764.73
UN-ICTY/MICT	-	-	-	-	-
UN WOMEN	-	-	3.05	636.79	249.22
UNAIDS	-	-	-	109.04	12.38
UNAKRT	-	-	-	-	-
UNDP	5,290.73	50.10	710.10	8,825.03	1,743.64
UNECA	-	-	-	-	-
UNESCO	-	69.62	4.18	421.51	6.88
UNFCCC	-	-	-	-	-
UNFPA	327.68	2.03	-	964.99	34.43
UNHCR	723.20	44.00	710.00	1,983.89	-
UNICEF	57.30	-	-	5,327.73	66.54
UNIDO	7.36	-	392.60	828.89	3.14
UNOG	-	20.81	-	4.40	17.47
UNON	-	-	8.04	-	-
UNOPS	24.79	21.63	31.33	497.16	16.82
UNOV	12.10	2.28	-	22.65	78.71
UNPD	28.82	-	243.99	60.86	1.08
UNRWA	-	-	126.43	-	-
UNU	-	-	-	-	-
UNV	-	-	-	7.50	-
UNWTO	-	-	-	-	-
UPU	-	-	-	-	82.41
WFP	-	-	-	2,942.88	-
WHO	243.73	-	15.58	2,453.38	-
WIPO	-	-	-	91.55	-
WMO	-	-	1.53	-	-
Total	**6,976.30**	**533.35**	**2,289.03**	**37,362.30**	**8,650.93**
%	**0.07%**	**0.01%**	**0.02%**	**0.38%**	**0.09%**

Procurement of services (Thousand USD)	Belarus	Belgium	Belize	Benin	Bhutan
ECLAC	-	-	-	-	-
ESCAP	-	-	-	-	5.87
ESCWA	-	-	-	-	-
FAO	-	634.94	165.99	303.41	20.33
IAEA	65.07	350.04	9.26	74.38	-
IFAD	-	891.76	-	6.59	2.00
ILO	-	831.25	3.35	34.08	-
IMF	-	-	-	-	-
IMO	-	-	-	-	-
IOM	-	-	-	-	-
ITC	-	77.27	-	8.05	-
ITU	-	19,721.58	-	10.35	-
OPCW	-	95.19	-	-	-
PAHO	-	2,595.82	308.46	-	-
UN-ICTY/MICT	-	50.68	-	-	-
UN WOMEN	-	77.02	-	25.74	5.43
UNAIDS	196.93	974.68	-	44.37	1.00
UNAKRT	-	6.85	-	-	-
UNDP	1,900.92	6,627.67	601.25	1,817.19	848.53
UNECA	-	-	-	-	-
UNESCO	31.85	1,359.39	-	114.70	90.87
UNFCCC	-	944.94	-	-	-
UNFPA	169.26	1,090.90	89.81	578.61	25.32
UNHCR	123.45	2,021.56	17.29	93.50	-
UNICEF	514.00	3,740.62	142.53	1,458.43	72.87
UNIDO	79.00	30.00	282.34	59.45	4.23
UNOG	-	305.29	-	-	-
UNON	-	7.04	-	14.96	-
UNOPS	18.44	514.85	3.29	144.44	10.80
UNOV	49.47	61.28	1.66	17.55	2.45
UNPD	4.00	1,634.14	36.64	10.78	-
UNRWA	-	80.47	-	-	-
UNU	-	242.38	-	-	-
UNV	-	1.74	-	1.06	-
UNWTO	-	282.51	-	-	-
UPU	-	109.62	-	44.38	-
WFP	1,202.40	2,150.40	-	928.98	18.65
WHO	276.17	4,668.67	0.98	794.27	240.80
WIPO	-	6,219.84	-	-	-
WMO	3.97	9.49	-	-	-
Total	**4,634.92**	**58,409.90**	**1,662.84**	**6,585.25**	**1,349.15**
%	**0.05%**	**0.59%**	**0.02%**	**0.07%**	**0.01%**

Procurement of services (Thousand USD)	Bolivia (Plurinational State of)	Bosnia and Herzegovina	Botswana	Brazil	Brunei Darussalam
ECLAC	-	-	-	26.57	-
ESCAP	-	-	-	-	-
ESCWA	-	-	-	-	-
FAO	394.23	4.23	123.99	1,246.19	-
IAEA	5.93	2.63	80.85	470.38	-
IFAD	306.69	-	-	150.28	-
ILO	351.09	1,535.35	-	2,420.27	0.56
IMF	-	-	-	-	-
IMO	-	-	-	-	-
IOM	-	-	-	-	-
ITC	-	-	-	-	-
ITU	-	-	3.89	2,564.78	-
OPCW	-	-	-	-	-
PAHO	1,771.70	-	-	112,302.64	-
UN-ICTY/MICT	-	138.27	-	-	-
UN WOMEN	291.81	258.49	119.17	529.69	-
UNAIDS	2.78	-	129.86	280.22	-
UNAKRT	-	-	-	-	-
UNDP	4,157.48	16,546.81	2,193.02	42,133.66	-
UNECA	-	-	-	-	-
UNESCO	39.72	178.86	6.65	12,959.29	24.91
UNFCCC	-	-	-	-	-
UNFPA	400.42	95.91	211.42	268.86	-
UNHCR	-	581.93	7.75	1,338.38	-
UNICEF	703.35	489.03	431.43	4,756.94	-
UNIDO	54.53	5.07	343.39	353.75	-
UNOG	8.00	-	-	2.77	-
UNON	-	-	-	-	-
UNOPS	16.86	5.37	33.87	1,019.70	-
UNOV	515.04	26.86	243.52	431.01	-
UNPD	3.16	12.50	25.71	69.07	-
UNRWA	-	-	-	-	-
UNU	-	-	-	-	-
UNV	-	-	-	-	-
UNWTO	-	-	-	-	-
UPU	-	-	-	-	-
WFP	181.35	-	18.61	929.57	-
WHO	34.15	620.84	112.89	1,062.49	-
WIPO	-	-	37.91	145.67	-
WMO	-	-	-	-	-
Total	**9,238.29**	**20,502.13**	**4,123.94**	**185,462.18**	**25.46**
%	**0.09%**	**0.21%**	**0.04%**	**1.89%**	**0.00%**

Procurement of services (Thousand USD)	Bulgaria	Burkina Faso	Burundi	Cabo Verde	Cambodia
ECLAC	-	-	-	-	-
ESCAP	-	-	-	-	21.06
ESCWA	-	-	-	-	-
FAO	24.15	1,082.50	305.41	517.16	576.26
IAEA	89.95	76.68	24.25	-	29.25
IFAD	-	66.40	48.44	-	27.14
ILO	19.58	170.81	-	7.52	960.05
IMF	-	-	-	-	-
IMO	-	-	-	-	-
IOM	-	-	-	-	-
ITC	-	175.68	-	-	1.56
ITU	-	13.83	9.24	-	-
OPCW	-	-	-	-	-
PAHO	-	-	-	-	-
UN-ICTY/MICT	-	-	-	-	-
UN WOMEN	-	1.88	212.70	11.92	406.96
UNAIDS	-	4,166.10	69.78	-	92.28
UNAKRT	-	-	-	-	588.16
UNDP	191.14	4,223.17	1,452.03	1,175.59	2,241.23
UNECA	-	-	-	-	-
UNESCO	-	79.79	241.91	11.50	854.68
UNFCCC	-	-	-	-	54.21
UNFPA	9.48	875.90	1,023.02	19.53	553.25
UNHCR	197.87	1,069.55	1,058.94	-	-
UNICEF	356.31	3,885.05	2,832.47	-	490.93
UNIDO	-	1,350.89	25.96	31.30	122.47
UNOG	30.00	-	42.73	-	19.14
UNON	-	-	-	8.60	-
UNOPS	1.24	35.35	498.32	20.77	1,858.83
UNOV	3.10	341.13	-	75.38	445.57
UNPD	4,610.24	58.27	1,413.45	19.02	26.43
UNRWA	-	-	-	-	-
UNU	-	-	-	-	27.89
UNV	-	-	0.99	-	-
UNWTO	-	-	-	-	-
UPU	1.84	-	-	-	-
WFP	5,415.41	1,814.19	4,708.08	-	1,550.22
WHO	1,528.14	1,833.25	707.58	201.62	1,004.44
WIPO	-	-	-	-	22.75
WMO	-	-	-	-	-
Total	**12,478.45**	**21,320.43**	**14,675.30**	**2,099.91**	**11,974.76**
%	**0.13%**	**0.22%**	**0.15%**	**0.02%**	**0.12%**

Procurement of services (Thousand USD)	Cameroon	Canada	Central African Republic	Chad	Chile
ECLAC	-	1.50	-	-	4,421.77
ESCAP	-	1.66	-	-	-
ESCWA	-	-	-	-	-
FAO	455.61	215.45	936.79	1,073.09	1,197.00
IAEA	124.89	946.51	31.30	31.77	490.07
IFAD	296.03	46.93	-	-	40.00
ILO	2,219.98	947.29	20.46	-	1,593.61
IMF	-	-	-	-	-
IMO	-	-	-	-	-
IOM	-	-	-	-	-
ITC	-	1.95	-	2.72	3.72
ITU	6.04	99.35	5.42	-	9.92
OPCW	-	183.43	-	-	-
PAHO	-	1,363.67	-	-	1,836.75
UN-ICTY/MICT	-	491.93	-	-	-
UN WOMEN	955.08	981.52	97.25	12.60	286.02
UNAIDS	101.94	475.03	19.22	43.37	11.60
UNAKRT	-	29.53	-	-	-
UNDP	2,958.15	10,343.50	3,175.62	3,477.97	8,207.17
UNECA	344.89	6.58	-	1.83	-
UNESCO	907.98	1,098.85	20.58	434.00	2,357.90
UNFCCC	-	34.71	-	-	-
UNFPA	1,040.83	738.01	630.53	1,660.20	9.35
UNHCR	3,104.18	4,814.82	1,387.30	8,224.52	144.69
UNICEF	3,411.57	5,659.24	2,167.39	8,567.20	1,616.33
UNIDO	198.13	1,211.35	28.64	93.87	175.33
UNOG	69.02	82.26	4.61	111.26	-
UNON	-	148.21	3.49	-	-
UNOPS	28.81	2,476.97	4,417.89	29.55	155.46
UNOV	117.04	11.46	1.27	120.08	-
UNPD	275.78	32,586.24	6,333.96	23.48	-
UNRWA	-	9.24	-	-	-
UNU	19.56	250.39	-	-	-
UNV	-	104.11	-	-	-
UNWTO	-	0.17	-	-	-
UPU	-	37.60	-	-	-
WFP	11,587.75	24,437.49	12,982.30	21,993.97	201.04
WHO	1,968.79	4,799.67	2,168.67	1,826.64	60.00
WIPO	6.60	171.63	-	-	26.34
WMO	-	1.69	-	-	-
Total	**30,198.64**	**94,809.97**	**34,432.68**	**47,728.13**	**22,844.07**
%	**0.31%**	**0.96%**	**0.35%**	**0.49%**	**0.23%**

Procurement of services (Thousand USD)	China	Colombia	Comoros	Congo	Costa Rica
ECLAC	-	121.93	-	-	9.06
ESCAP	85.26	-	-	-	-
ESCWA	-	-	-	-	-
FAO	1,207.81	2,828.90	28.19	2,470.33	112.72
IAEA	616.07	59.15	-	2.23	37.97
IFAD	40.70	220.37	-	31.02	18.30
ILO	1,821.64	6,349.83	-	-	2,090.77
IMF	-	-	-	-	-
IMO	430.21	-	-	-	-
IOM	-	-	-	-	-
ITC	59.02	6.67	-	-	26.52
ITU	271.33	14.14	-	-	3.17
OPCW	6.05	-	-	-	-
PAHO	188.54	5,497.06	-	-	753.16
UN-ICTY/MICT	-	-	-	-	-
UN WOMEN	346.91	1,899.24	4.79	1.34	41.80
UNAIDS	199.24	11.01	0.00	107.73	27.37
UNAKRT	-	-	-	-	-
UNDP	7,386.31	19,119.15	712.74	539.82	6,406.96
UNECA	-	-	-	-	-
UNESCO	870.05	170.72	0.82	295.98	471.34
UNFCCC	-	-	-	-	-
UNFPA	1,466.75	300.49	50.11	257.35	47.57
UNHCR	6,464.44	1,504.44	-	892.73	993.10
UNICEF	8,998.71	6,186.95	450.16	301.41	488.51
UNIDO	23,454.64	441.03	-	31.75	7.40
UNOG	124.03	-	-	-	13.50
UNON	-	-	-	52.17	-
UNOPS	2,803.71	2,934.25	36.66	12.31	12,311.85
UNOV	423.55	6,111.59	-	1.53	14.84
UNPD	1,586.17	7,900.56	2.83	34.79	0.86
UNRWA	-	-	-	-	-
UNU	414.59	-	-	-	5.48
UNV	0.62	-	-	-	1.77
UNWTO	44.52	-	-	-	-
UPU	169.33	-	-	-	4.72
WFP	900.09	1,764.34	-	1,095.56	-
WHO	2,930.45	119.41	222.81	6,972.88	19.68
WIPO	1,851.82	-	-	-	15.21
WMO	52.40	-	-	-	-
Total	**65,214.96**	**63,561.23**	**1,509.11**	**13,100.92**	**23,923.65**
%	**0.66%**	**0.65%**	**0.02%**	**0.13%**	**0.24%**

Procurement of services (Thousand USD)	Côte d'Ivoire	Croatia	Cuba	Cyprus	Czechia
ECLAC	-	-	11.59	-	-
ESCAP	-	-	-	1,402.07	-
ESCWA	-	-	-	-	-
FAO	1,013.24	59.91	485.01	69.22	94.27
IAEA	54.00	114.43	58.02	-	341.73
IFAD	-	-	-	-	-
ILO	1,548.05	6.22	-	13.50	42.93
IMF	-	-	-	-	-
IMO	-	-	-	-	-
IOM	-	-	-	-	-
ITC	16.08	4.00	-	-	-
ITU	-	0.51	-	-	-
OPCW	-	-	-	-	0.31
PAHO	-	-	1,555.06	-	-
UN-ICTY/MICT	-	17.52	-	-	-
UN WOMEN	544.26	19.33	-	361.92	60.90
UNAIDS	191.90	8.75	0.48	-	-
UNAKRT	-	-	-	-	-
UNDP	6,173.20	1,954.06	284.76	7,002.74	1,264.52
UNECA	20.79	9.95	-	-	-
UNESCO	525.70	70.76	730.52	31.64	13.91
UNFCCC	-	-	-	-	-
UNFPA	2,238.45	9.70	28.37	5.80	-
UNHCR	774.86	117.45	-	172.50	188.80
UNICEF	7,515.03	554.67	297.87	188.98	94.06
UNIDO	936.74	0.80	63.05	280.14	48.92
UNOG	29.89	-	-	-	20.67
UNON	64.00	-	-	31.05	-
UNOPS	1,347.91	50.00	9.31	11.37	10.76
UNOV	104.18	-	-	-	9.96
UNPD	4,343.16	0.80	-	6,888.14	79.80
UNRWA	-	-	-	-	-
UNU	-	-	-	-	-
UNV	-	-	-	-	19.94
UNWTO	-	-	-	-	-
UPU	18.23	-	-	-	1.19
WFP	1,521.65	0.02	-	211.60	39.84
WHO	1,110.16	162.05	-	182.66	93.73
WIPO	-	-	0.17	-	10.91
WMO	-	7.17	-	-	-
Total	**30,091.48**	**3,168.10**	**3,524.22**	**16,853.32**	**2,437.16**
%	**0.31%**	**0.03%**	**0.04%**	**0.17%**	**0.02%**

Procurement of services (Thousand USD)	Democratic People's Republic of Korea	Democratic Republic of the Congo	Denmark	Djibouti	Dominica
ECLAC	-	-	4.20	-	-
ESCAP	-	-	114.90	-	-
ESCWA	-	-	-	-	-
FAO	39.32	-	3,694.81	479.25	7.27
IAEA	-	27.78	251.74	22.16	-
IFAD	-	101.61	27.39	-	-
ILO	-	983.06	2,685.44	-	-
IMF	-	-	-	-	-
IMO	-	-	4.77	-	-
IOM	-	-	-	-	-
ITC	-	-	9.95	-	-
ITU	-	-	86.09	-	5.46
OPCW	-	-	122.13	-	-
PAHO	-	-	874.76	-	1,195.24
UN-ICTY/MICT	-	-	38.43	-	-
UN WOMEN	-	734.68	431.44	-	2.50
UNAIDS	-	187.41	151.51	70.88	-
UNAKRT	-	-	-	-	-
UNDP	516.44	6,612.75	21,214.46	1,449.30	189.71
UNECA	-	-	156.91	14.65	-
UNESCO	-	1,094.06	152.27	120.08	-
UNFCCC	-	-	1,199.29	-	-
UNFPA	311.20	2,230.20	3,944.79	191.36	-
UNHCR	-	4,889.29	42,980.74	1,142.07	-
UNICEF	129.00	24,701.19	82,312.27	370.51	5.73
UNIDO	9.82	262.35	206.36	-	-
UNOG	-	114.62	1.22	-	-
UNON	-	-	168.87	-	-
UNOPS	-	2,373.42	16,321.17	336.58	18.29
UNOV	-	18.79	35.71	13.79	-
UNPD	0.59	29,589.15	33,245.48	-	-
UNRWA	-	-	2,004.29	-	-
UNU	-	-	4.87	-	-
UNV	-	-	51.04	-	-
UNWTO	-	-	-	-	-
UPU	-	-	-	-	-
WFP	269.60	20,095.79	6,757.46	10,080.61	-
WHO	313.48	4,783.19	28,070.84	571.07	-
WIPO	-	-	20.77	-	-
WMO	-	-	27.51	-	-
Total	**1,589.45**	**98,799.32**	**247,373.87**	**14,862.30**	**1,424.20**
%	**0.02%**	**1.01%**	**2.52%**	**0.15%**	**0.01%**

Procurement of services (Thousand USD)	Dominican Republic	Ecuador	Egypt	El Salvador	Equatorial Guinea
ECLAC	17.11	6.36	-	4.48	-
ESCAP	-	-	-	-	-
ESCWA	-	-	49.76	-	-
FAO	262.73	507.07	711.57	652.04	285.69
IAEA	-	15.79	330.42	20.41	-
IFAD	109.27	27.40	40.83	13.20	-
ILO	84.19	296.80	3,479.91	145.31	-
IMF	-	-	-	-	-
IMO	-	-	-	-	-
IOM	-	-	-	-	-
ITC	9.50	- -	2.00	-	-
ITU	-	-	7.63	-	-
OPCW	-	-	-	-	-
PAHO	1,261.33	3,222.78	-	1,072.74	-
UN-ICTY/MICT	-	-	-	-	-
UN WOMEN	265.94	527.15	3,289.58	289.08	-
UNAIDS	164.18	7.44	499.09	27.22	3.86
UNAKRT	-	-	-	-	-
UNDP	5,142.11	3,947.53	2,146.02	6,676.01	581.55
UNECA	-	-	28.93	-	-
UNESCO	36.06	488.71	840.11	21.15	-
UNFCCC	-	-	-	-	-
UNFPA	88.10	169.46	1,398.35	678.95	233.03
UNHCR	45.86	1,120.59	2,766.68	172.03	45.45
UNICEF	172.83	1,724.74	780.60	256.21	225.48
UNIDO	11.70	132.63	2,468.12	39.75	-
UNOG	2.02	2.27	142.02	11.34	3.51
UNON	-	-	48.52	-	3.47
UNOPS	630.57	25.15	676.06	4,285.21	-
UNOV	68.17	16.96	2,451.10	317.93	-
UNPD	238.83	5.75	1,919.83	120.12	8.24
UNRWA	-	-	80.92	-	-
UNU	-	-	-	-	-
UNV	-	-	0.15	-	-
UNWTO	-	-	-	-	-
UPU	-	-	-	-	-
WFP	14.84	1,274.11	5,608.85	715.76	-
WHO	24.14	-	2,682.85	23.97	229.06
WIPO	15.21	-	-	15.21	-
WMO	-	-	-	-	-
Total	**8,664.69**	**13,518.70**	**32,445.88**	**15,558.12**	**1,619.36**
%	**0.09%**	**0.14%**	**0.33%**	**0.16%**	**0.02%**

Procurement of services (Thousand USD)	Eritrea	Estonia	Eswatini	Ethiopia	Fiji
ECLAC	-	-	-	-	-
ESCAP	54.76	-	-	-	157.84
ESCWA	-	-	-	-	-
FAO	123.38	-	448.78	2,670.39	192.05
IAEA	-	41.86	3.57	76.56	-
IFAD	-	-	-	69.32	-
ILO	-	15.65	0.39	1,191.56	1,301.60
IMF	-	-	-	-	-
IMO	-	-	-	-	335.40
IOM	-	-	-	-	-
ITC	-	-	-	57.91	3.89
ITU	-	6.22	-	37.77	46.74
OPCW	-	-	-	-	-
PAHO	-	-	-	-	-
UN-ICTY/MICT	-	-	-	-	-
UN WOMEN	-	-	16.14	693.76	942.45
UNAIDS	2.61	-	83.33	241.43	111.49
UNAKRT	-	-	-	-	-
UNDP	677.35	146.52	1,380.86	4,235.13	7,793.27
UNECA	-	-	-	4,222.38	-
UNESCO	-	-	18.47	384.94	82.80
UNFCCC	-	-	-	-	595.51
UNFPA	148.25	6.57	468.33	1,736.17	541.36
UNHCR	235.88	25.04	-	14,061.75	-
UNICEF	488.39	60.63	138.80	23,027.27	841.44
UNIDO	-	17.90	209.27	492.17	28.60
UNOG	-	-	-	31.81	27.16
UNON	-	-	-	11.49	10.54
UNOPS	10.50	-	17.78	4,074.67	33.47
UNOV	-	-	32.65	83.64	70.26
UNPD	1.60	-	11.98	50,767.05	48.11
UNRWA	-	-	81.92	-	-
UNU	-	-	-	-	-
UNV	-	-	-	-	-
UNWTO	-	-	-	2.36	-
UPU	-	-	-	-	-
WFP	48.68	-	624.16	62,923.08	130.19
WHO	237.25	115.82	219.44	4,428.66	942.68
WIPO	-	-	-	-	-
WMO	-	-	-	0.51	25.47
Total	**2,028.65**	**436.23**	**3,755.85**	**175,521.78**	**14,262.31**
%	**0.02%**	**0.00%**	**0.04%**	**1.79%**	**0.15%**

Procurement of services (Thousand USD)	Finland	France	Gabon	Gambia	Georgia
ECLAC	-	23.70	-	-	-
ESCAP	-	-	-	-	9.22
ESCWA	-	2.88	-	-	-
FAO	0.90	444.27	829.51	184.57	302.77
IAEA	52.66	1,081.53	1.05	3.57	19.86
IFAD	-	423.39	-	-	36.90
ILO	15.29	2,998.38	1.27	-	136.38
IMF	-	-	-	-	-
IMO	8.26	-	-	-	-
IOM	-	-	-	-	-
ITC	8.11	216.51	-	294.58	-
ITU	-	324.47	-	6.61	-
OPCW	258.14	53.33	-	-	-
PAHO	129.38	18,810.73	-	-	-
UN-ICTY/MICT	-	3.80	-	-	-
UN WOMEN	60.15	384.36	34.09	-	515.96
UNAIDS	-	454.86	63.31	18.67	27.19
UNAKRT	-	95.73	-	-	-
UNDP	1,013.61	14,371.93	170.23	839.64	4,109.34
UNECA	-	1.47	-	-	-
UNESCO	82.58	19,092.34	244.17	170.89	4.87
UNFCCC	-	6.69	-	-	-
UNFPA	0.42	696.80	77.69	355.38	244.52
UNHCR	2.78	3,375.05	14.68	83.09	3,366.39
UNICEF	95.30	3,756.63	102.13	131.01	464.90
UNIDO	92.41	1,392.32	177.43	276.65	54.75
UNOG	17.48	2,423.91	9.39	10.89	20.91
UNON	-	133.48	-	-	-
UNOPS	36.56	5,897.38	-	40.06	105.53
UNOV	8.32	382.10	24.24	29.84	87.13
UNPD	0.56	71,930.14	457.33	67.00	3.78
UNRWA	-	57.61	-	-	-
UNU	787.98	0.97	-	-	-
UNV	-	2.40	-	11.70	-
UNWTO	-	463.20	-	-	-
UPU	-	139.03	-	-	11.92
WFP	62.52	22,699.65	-	576.94	91.14
WHO	462.67	5,446.76	917.98	408.91	631.26
WIPO	-	2,047.42	-	-	-
WMO	0.34	1,359.86	-	-	-
Total	**3,196.43**	**180,995.08**	**3,124.50**	**3,510.01**	**10,244.71**
%	**0.03%**	**1.84%**	**0.03%**	**0.04%**	**0.10%**

Procurement of services (Thousand USD)	Germany	Ghana	Greece	Grenada	Guatemala
ECLAC	-	-	-	-	12.98
ESCAP	-	-	-	-	-
ESCWA	-	-	-	-	-
FAO	364.91	1,643.34	555.05	2.03	677.90
IAEA	3,282.33	2,102.52	73.23	-	80.53
IFAD	1,332.80	5.80	-	-	109.83
ILO	1,200.99	465.35	208.18	-	194.28
IMF	-	-	-	-	-
IMO	5.07	-	39.16	-	-
IOM	-	-	-	-	-
ITC	146.90	76.72	-	-	-
ITU	237.33	-	-	-	1.49
OPCW	127.61	-	-	-	-
PAHO	1,766.09	-	-	3,338.67	4,390.99
UN-ICTY/MICT	18.52	-	-	-	-
UN WOMEN	494.06	416.53	-	112.16	600.27
UNAIDS	131.60	232.99	-	-	139.96
UNAKRT	-	-	-	-	-
UNDP	6,545.31	2,561.36	1,520.59	226.99	3,771.85
UNECA	1.04	2.67	-	-	-
UNESCO	1,523.23	375.46	73.43	15.14	174.97
UNFCCC	15,559.47	-	-	94.70	-
UNFPA	1,407.12	743.20	107.92	-	6,449.87
UNHCR	1,183.64	755.22	32,615.88	-	119.83
UNICEF	1,892.86	2,208.80	253.05	49.43	809.96
UNIDO	2,011.03	368.96	82.09	4.47	0.98
UNOG	83.82	-	6.28	-	31.40
UNON	876.36	68.77	-	-	-
UNOPS	1,150.25	400.98	1.60	4,202.33	2,002.79
UNOV	123.74	139.85	8.24	9.64	98.17
UNPD	7,899.02	8.85	19.09	-	25.89
UNRWA	8.19	-	-	-	-
UNU	488.89	113.86	-	-	-
UNV	6,758.99	-	2.04	-	-
UNWTO	16.57	-	-	-	-
UPU	72.16	42.24	1.99	-	-
WFP	16,072.73	2,591.49	5,180.03	-	1,571.60
WHO	3,887.18	3,249.64	416.17	-	-
WIPO	719.00	-	-	-	-
WMO	80.54	-	16.48	-	-
Total	**77,469.35**	**18,574.59**	**41,180.49**	**8,055.56**	**21,265.56**
%	**0.79%**	**0.19%**	**0.42%**	**0.08%**	**0.22%**

Procurement of services (Thousand USD)	Guinea	Guinea Bissau	Guyana	Haiti	Honduras
ECLAC	-	-	-	-	3.56
ESCAP	-	-	-	-	-
ESCWA	-	-	-	-	-
FAO	149.50	186.90	194.65	1,362.05	487.93
IAEA	-	-	-	-	-
IFAD	18.88	-	-	32.44	-
ILO	-	-	57.64	1,678.32	92.66
IMF	-	-	-	-	-
IMO	-	-	-	-	-
IOM	-	-	-	-	-
ITC	2.83	0.73	9.47	14.90	-
ITU	-	-	-	-	3.57
OPCW	0.56	-	-	-	-
PAHO	-	-	2,330.25	4,755.14	2,380.54
UN-ICTY/MICT	-	-	-	-	-
UN WOMEN	35.34	18.61	45.00	750.72	98.99
UNAIDS	67.28	6.67	90.23	156.01	85.20
UNAKRT	-	-	-	-	-
UNDP	3,214.14 -	644.57	437.83	4,748.72	1,584.94
UNECA	-	-	-	-	-
UNESCO	-	69.80	-	685.09	43.99
UNFCCC	-	-	-	12.90	-
UNFPA	690.13	128.55	24.38	1,050.96	1,323.67
UNHCR	143.45	54.25	-	1.71	384.99
UNICEF	3,704.98	2,144.52	126.77	2,997.44	246.99
UNIDO	162.38	77.95	-	-	16.30
UNOG	16.72	9.95	2.50	-	29.37
UNON	-	-	-	-	-
UNOPS	1,990.97	44.22	5.16	4,527.75	589.16
UNOV	9.10	28.16	1.48	-	19.55
UNPD	19.93	1,492.96	13.81	13,264.33	-
UNRWA	-	-	-	-	-
UNU	-	-	-	-	-
UNV	-	-	-	-	-
UNWTO	-	-	-	-	-
UPU	-	-	-	-	-
WFP	2,063.83	939.47	-	7,148.62	1,407.68
WHO	2,334.44	176.42	-	-	394.30
WIPO	-	-	-	-	0.59
WMO	-	-	-	-	-
Total	**14,624.45**	**4,734.57**	**3,339.17**	**43,187.12**	**9,193.98**
%	**0.15%**	**0.05%**	**0.03%**	**0.44%**	**0.09%**

Procurement of services (Thousand USD)	Hungary	Iceland	India	Indonesia	Iran (Islamic Republic of)
ECLAC	-	-	-	-	-
ESCAP	-	-	158.27	110.16	16.61
ESCWA	-	-	-	-	-
FAO	479.79	21.45	1,213.74	1,654.47	283.78
IAEA	180.13	-	10,175.75	428.50	225.79
IFAD	-	-	368.10	209.46	-
ILO	967.94	36.50	2,983.82	2,167.33	-
IMF	-	-	-	-	-
IMO	-	-	-	-	-
IOM	-	-	-	-	-
ITC	53.71	-	448.94	0.88	-
ITU	11.55	-	155.24	78.20	4.21
OPCW	0.19	-	23.59	-	-
PAHO	-	-	10,812.03	465.33	-
UN-ICTY/MICT	-	-	-	-	-
UN WOMEN	-	77.88	4,254.55	742.57	-
UNAIDS	-	-	1,167.88	390.89	107.33
UNAKRT	-	-	-	-	-
UNDP	629.70	5.97	31,549.42	14,542.19	2,693.74
UNECA	-	-	-	-	-
UNESCO	1.70	-	1,200.21	1,321.69	166.97
UNFCCC	-	-	12.23	-	-
UNFPA	-	-	3,015.66	327.12	93.15
UNHCR	4,941.49	-	15,961.03	513.88	16,190.60
UNICEF	1,248.37	-	42,487.44	1,897.31	486.37
UNIDO	120.49	-	5,034.70	291.66	1,725.66
UNOG	35.57	-	53.30	2.61	-
UNON	-	-	116.06	-	-
UNOPS	3.93	24.82	2,779.83	163.33	30.44
UNOV	1.65	-	308.79	472.78	582.36
UNPD	-	-	447.53	39.28	28.08
UNRWA	-	-	102.34	-	-
UNU	-	-	15.18	2.02	-
UNV	-	-	39.99	-	-
UNWTO	-	-	-	-	-
UPU	2.32	-	2.17	-	-
WFP	55.76	-	1,433.45	509.36	408.92
WHO	396.25	-	28,444.49	1,740.87	389.37
WIPO	52.14	-	447.28	35.50	-
WMO	0.26	0.40	-	2.20	-
Total	**9,182.95**	**167.02**	**165,213.00**	**28,109.56**	**23,433.36**
%	**0.09%**	**0.00%**	**1.68%**	**0.29%**	**0.24%**

Procurement of services (Thousand USD)	Iraq	Ireland	Israel	Italy	Jamaica
ECLAC	-	17.98	-	-	14.51
ESCAP	-	-	-	1.65	-
ESCWA	-	-	-	2.13	-
FAO	720.99	234.11	185.90	26,639.32	97.18
IAEA	1.84	9.57	34.79	3,485.71	46.01
IFAD	19.67	50.20	-	22,623.16	-
ILO	15.00	903.14	95.29	10,733.36	58.55
IMF	-	-	-	-	-
IMO	-	8.00	-	5.85	-
IOM	-	-	-	-	-
ITC	-	7.16	0.20	86.63	6.01
ITU	-	46.03	-	127.97	1.98
OPCW	-	41.39	-	33.75	-
PAHO	-	78.65	-	170.87	1,081.06
UN-ICTY/MICT	-	-	7.83	111.42	-
UN WOMEN	13.76	80.72	69.69	352.23	71.51
UNAIDS	-	22.05	2.24	573.97	147.51
UNAKRT	-	-	-	2.44	-
UNDP	179,978.34	2,698.60	3,517.04	3,779.55	1,493.75
UNECA	-	46.02	0.32	98.94	-
UNESCO	819.57	114.65	89.26	4,722.17	285.12
UNFCCC	-	39.17	-	153.01	-
UNFPA	1,834.65	116.06	574.69	1,226.16	267.77
UNHCR	36,534.18	3,610.78	271.54	13,377.89	-
UNICEF	20,488.44	317.49	469.40	1,339.09	207.97
UNIDO	445.55	33.38	18.03	4,035.94	24.07
UNOG	-	164.32	4.91	466.08	2.60
UNON	15.36	15.93	746.29	52.58	-
UNOPS	10,044.34	111.53	595.12	1,369.83	6.59
UNOV	-	0.75	441.11	647.25	24.12
UNPD	21,749.61	25,506.15	19,337.57	43,248.10	6.60
UNRWA	-	126.83	4,201.30	2,925.46	-
UNU	-	2.17	-	2.38	-
UNV	-	35.80	-	28.94	-
UNWTO	-	0.15	-	-	-
UPU	-	327.13	-	20.47	-
WFP	17,862.57	4,502.11	642.69	37,300.71	-
WHO	11,636.37	2,001.74	321.19	14,759.66	15.00
WIPO	-	313.56	5.07	84.66	-
WMO	-	4.40	-	517.53	0.72
Total	**302,180.25**	**41,587.75**	**31,631.47**	**195,106.86**	**3,858.65**
%	**3.08%**	**0.42%**	**0.32%**	**1.99%**	**0.04%**

Procurement of services (Thousand USD)	Japan	Jordan	Kazakhstan	Kenya	Kiribati
ECLAC	-	-	-	-	-
ESCAP	89.46	-	53.94	1.43	-
ESCWA	-	110.68	-	-	-
FAO	206.08	1,683.12	21.92	16,940.18	20.01
IAEA	789.10	138.89	41.18	71.09	-
IFAD	11.93	38.50	-	768.87	-
ILO	266.86	16,249.35	13.66	388.76	-
IMF	-	-	-	-	-
IMO	-	-	-	352.80	-
IOM	-	-	-	-	-
ITC	61.95	16.10	-	224.44	-
ITU	-	-	3.97	46.16	5.73
OPCW	-	2.48	-	-	-
PAHO	-	-	-	-	-
UN-ICTY/MICT	-	-	-	164.03	-
UN WOMEN	186.68	1,334.99	238.16	3,964.58	-
UNAIDS	-	-	120.72	597.88	1.50
UNAKRT	-	-	-	-	-
UNDP	2,424.97	23,308.71	6,707.90	16,436.10	33.16
UNECA	7.39	-	-	218.31	-
UNESCO	153.09	1,815.06	525.01	1,387.66	-
UNFCCC	-	-	-	-	-
UNFPA	74.75	1,374.98	76.64	2,333.01	-
UNHCR	344.42	122,926.27	207.40	28,741.64	-
UNICEF	35.35	57,005.75	516.70	18,879.04	85.13
UNIDO	1,961.88	863.43	21.74	2,558.52	-
UNOG	4.57	346.12	48.55	6.51	-
UNON	-	453.92	-	21,530.28	-
UNOPS	20,728.24	3,943.69	16.21	11,825.10	-
UNOV	145.55	901.55	703.64	1,280.14	-
UNPD	2,354.77	11,015.28	128.67	82,811.80	-
UNRWA	80.00	16,524.69	-	-	-
UNU	2,589.56	-	-	-	-
UNV	-	-	1.37	-	-
UNWTO	0.86	-	-	-	-
UPU	1.66	-	13.09	58.28	-
WFP	844.46	10,173.65	3.52	112,780.58	-
WHO	1,620.50	4,415.18	409.72	8,616.95	-
WIPO	4,975.98	3.04	-	115.44	-
WMO	137.51	-	-	15.24	-
Total	**40,097.56**	**274,645.41**	**9,873.71**	**333,114.80**	**145.53**
%	**0.41%**	**2.79%**	**0.10%**	**3.39%**	**0.00%**

Procurement of services (Thousand USD)	Kuwait	Kyrgyzstan	Lao People's Democratic Republic	Latvia	Lebanon
ECLAC	-	-	-	-	-
ESCAP	-	26.07	6.09	-	-
ESCWA	3.58	-	-	-	4,853.67
FAO	109.62	281.16	144.55	0.30	1,163.91
IAEA	24.36	-	23.97	5.76	28.22
IFAD	-	78.91	21.24	-	25.00
ILO	520.33	54.05	394.74	-	10,985.00
IMF	-	-	-	-	-
IMO	-	-	-	-	-
IOM	-	-	-	-	-
ITC	-	38.90	9.74	-	2.95
ITU	-	32.88	-	50.07	114.98
OPCW	-	-	-	-	-
PAHO	-	-	-	-	-
UN-ICTY/MICT	-	-	-	-	-
UN WOMEN	109.83	446.42	19.55	-	540.60
UNAIDS	-	216.03	27.68	-	8.63
UNAKRT	-	-	-	-	-
UNDP	6,308.86	5,133.77	1,018.70	292.52	41,328.76
UNECA	-	0.45	-	-	1.63
UNESCO	112.47	31.02	195.65	0.41	2,173.94
UNFCCC	-	-	-	-	-
UNFPA	249.94	122.61	252.47	101.05	530.55
UNHCR	1,421.44	49.49	-	9.97	89,364.58
UNICEF	-	408.66	953.79	3.00	43,663.23
UNIDO	50.00	100.27	49.13	-	425.91
UNOG	-	4.95	-	12.64	281.40
UNON	-	-	24.61	-	-
UNOPS	1,466.10	22.86	43.76	2.07	66.30
UNOV	-	1,335.55	503.56	-	518.07
UNPD	1,795.64	83.88	30.71	4.32	7,349.85
UNRWA	-	-	-	-	17,921.82
UNU	-	-	-	-	-
UNV	-	-	34.75	-	-
UNWTO	-	-	-	-	-
UPU	-	-	-	-	-
WFP	0.04	575.98	5,756.11	-	9,698.91
WHO	923.48	531.89	340.58	132.62	1,948.24
WIPO	-	-	24.35	-	-
WMO	-	-	-	-	-
Total	**13,095.68**	**9,575.81**	**9,875.72**	**614.73**	**232,996.16**
%	**0.13%**	**0.10%**	**0.10%**	**0.01%**	**2.37%**

Procurement of services (Thousand USD)	Lesotho	Liberia	Libya	Liechtenstein	Lithuania
ECLAC	-	-	-	-	-
ESCAP	-	-	-	-	-
ESCWA	-	-	-	-	-
FAO	1,114.91	669.14	-	-	17.49
IAEA	7.42	1.78	2.21	-	34.82
IFAD	-	14.35	-	-	-
ILO	0.89	155.29	-	-	0.28
IMF	-	-	-	-	-
IMO	-	-	-	-	-
IOM	-	-	-	-	-
ITC	- 1.61	-	-	-	-
ITU	-	-	-	-	2.98
OPCW	-	-	-	-	-
PAHO	-	-	-	-	-
UN-ICTY/MICT	-	-	-	-	-
UN WOMEN	-	1,128.20	-	-	-
UNAIDS	89.57	52.36	-	-	2.69
UNAKRT	-	-	-	-	-
UNDP	1,101.21	3,379.72	5,777.97	-	192.00
UNECA	-	-	-	-	-
UNESCO	80.32	149.77	189.60	-	19.94
UNFCCC	-	-	-	-	-
UNFPA	645.62	792.48	105.31	-	6.62
UNHCR	-	578.74	3,685.44	-	103.81
UNICEF	715.66	6,204.47	1,004.38	-	80.00
UNIDO	-	294.41	-	-	-
UNOG	-	-	-	-	-
UNON	-	-	-	-	-
UNOPS	6.69	1,780.41	182.79	-	-
UNOV	15.64	47.89	47.01	-	-
UNPD	-	4,372.20	11,575.99	-	-
UNRWA	-	-	-	-	-
UNU	-	-	-	-	-
UNV	-	-	-	-	-
UNWTO	-	-	-	-	-
UPU	-	-	-	-	-
WFP	1,663.23	5,722.49	68.42	-	-
WHO	296.74	2,568.27	92.30	-	60.17
WIPO	-	-	-	-	0.45
WMO	-	1.50	-	-	-
Total	**5,736.30**	**27,913.47**	**22,731.41**	**0.00**	**521.26**
%	**0.06%**	**0.28%**	**0.23%**	**0.00%**	**0.01%**

Procurement of services (Thousand USD)	Luxembourg	Madagascar	Malawi	Malaysia	Maldives
ECLAC	-	-	-	-	-
ESCAP	-	-	-	3.00	-
ESCWA	-	-	-	-	-
FAO	15.20	1,113.54	934.04	133.71	-
IAEA	2.78	62.94	7.33	421.58	-
IFAD	12.94	52.38	-	-	-
ILO	29.99	2,113.41	847.69	117.93	0.32
IMF	-	-	-	-	-
IMO	-	-	-	-	-
IOM	-	-	-	-	-
ITC	71.06	-	7.77	-	-
ITU	21.04	-	-	10.71	-
OPCW	-	-	-	-	-
PAHO	55.21	-	-	4.67	-
UN-ICTY/MICT	1.17	-	-	-	-
UN WOMEN	10.00	-	596.12	61.85	11.31
UNAIDS	27.50	41.39	226.68	99.09	-
UNAKRT	-	-	-	-	-
UNDP	81.82	2,888.86	11,054.43	3,227.91	3,170.46
UNECA	-	7.84	-	-	-
UNESCO	1,276.10	373.40	174.53	278.92	5.00
UNFCCC	136.60	-	12.51	-	-
UNFPA	-	1,076.97	845.33	722.68	65.16
UNHCR	39.78	-	663.92	1,688.29	-
UNICEF	7,822.07	7,522.32	8,080.44	3,737.02	155.04
UNIDO	24.35	602.42	89.43	1,499.74	-
UNOG	112.79	-	-	42.90	-
UNON	91.04	-	-	-	-
UNOPS	54.32	262.86	8.08	52.17	114.62
UNOV	0.28	12.30	36.59	69.02	172.30
UNPD	1.29	76.43	4.06	145.48	4.54
UNRWA	8.46	-	-	1.00	-
UNU	-	-	-	222.53	-
UNV	7.30	-	-	-	-
UNWTO	-	-	-	-	-
UPU	24.26	-	-	-	-
WFP	14.68	5,202.44	11,188.68	1,871.46	-
WHO	180.54	1,370.26	996.44	2,607.55	957.40
WIPO	408.25	-	-	0.35	-
WMO	4.01	-	-	-	-
Total	**10,534.82**	**22,779.77**	**35,774.07**	**17,019.56**	**4,656.16**
%	**0.11%**	**0.23%**	**0.36%**	**0.17%**	**0.05%**

Procurement of services (Thousand USD)	Mali	Malta	Marshall Islands	Mauritania	Mauritius
ECLAC	-	-	-	-	-
ESCAP	-	-	-	-	-
ESCWA	-	-	-	3.66	-
FAO	1,803.90	5.75	22.77	364.89	345.79
IAEA	17.39	-	8.57	20.64	40.15
IFAD	53.49	-	-	-	-
ILO	115.57	0.15	-	124.61	7.97
IMF	-	-	-	-	-
IMO	-	1.92	-	-	-
IOM	-	-	-	-	-
ITC	37.99	34.41	-	-	14.64
ITU	-	4.56	-	-	-
OPCW	-	-	-	-	-
PAHO	-	-	-	-	-
UN-ICTY/MICT	-	-	-	-	-
UN WOMEN	1,715.19	-	0.21	13.00	28.20
UNAIDS	57.45	-	1.50	39.54	-
UNAKRT	-	0.02	-	-	-
UNDP	4,987.99	539.86	96.73	893.88	1,193.61
UNECA	-	-	-	1.76	45.08
UNESCO	1,295.42	86.50	-	123.68	104.74
UNFCCC	-	-	-	-	-
UNFPA	606.98	-	0.21	275.78	92.42
UNHCR	1,091.42	316.44	-	931.17	38.19
UNICEF	7,368.55	-	-	1,604.58	-
UNIDO	324.42	-	-	14.02	103.11
UNOG	251.37	24.04	-	-	-
UNON	111.58	-	-	-	22.94
UNOPS	1,831.69	-	-	17.54	78.86
UNOV	166.50	56.46	-	115.17	16.96
UNPD	29,228.00	679.81	-	681.69	3.18
UNRWA	-	-	-	-	-
UNU	-	-	-	-	-
UNV	-	-	-	-	-
UNWTO	-	-	-	-	-
UPU	-	-	-	-	-
WFP	12,267.59	6,128.37	10,497.89	2,442.58	5,627.67
WHO	1,153.28	346.05	1.02	126.64	158.35
WIPO	-	-	-	-	-
WMO	-	-	-	-	-
Total	**64,485.79**	**8,224.35**	**10,628.90**	**7,794.82**	**7,921.87**
%	**0.66%**	**0.08%**	**0.11%**	**0.08%**	**0.08%**

Procurement of services (Thousand USD)	Mexico	Micronesia (Federated States of)	Monaco	Mongolia	Montenegro
ECLAC	1,332.96	-	-	-	-
ESCAP	-	-	-	32.56	-
ESCWA	-	-	-	-	-
FAO	1,140.66	-	-	490.34	5.89
IAEA	585.97	-	287.28	26.20	-
IFAD	55.00	-	-	-	-
ILO	985.37	-	-	288.89	173.26
IMF	-	-	-	-	-
IMO	-	-	-	-	-
IOM	-	-	-	-	-
ITC	0.41	-	-	-	-
ITU	-	-	-	-	7.64
OPCW	6.17	-	-	-	-
PAHO	3,358.76	-	-	-	-
UN-ICTY/MICT	-	-	-	-	-
UN WOMEN	1,234.71	-	-	0.01	-
UNAIDS	24.05	1.50	4.00	62.31	-
UNAKRT	-	-	-	-	-
UNDP	8,248.90	32.19	-	1,322.68	3,328.61
UNECA	-	-	-	-	-
UNESCO	715.11	-	-	127.88	6.00
UNFCCC	-	-	-	-	-
UNFPA	583.08	3.95	-	246.36	-
UNHCR	2,306.05	-	-	-	182.98
UNICEF	3,598.52	-	-	190.38	166.51
UNIDO	11,337.14	-	-	122.12	31.99
UNOG	17.61	-	-	23.05	-
UNON	-	-	-	-	-
UNOPS	121.29	1.86	-	19.95	8.72
UNOV	2,762.35	-	-	-	1.47
UNPD	334.62	-	-	10.32	-
UNRWA	61.86	-	-	-	-
UNU	-	-	-	-	-
UNV	20.63	-	-	-	-
UNWTO	-	-	-	-	-
UPU	-	-	-	-	-
WFP	1.15	-	-	-	-
WHO	517.08	32.45	23.71	495.34	172.69
WIPO	-	-	-	11.56	-
WMO	128.66	-	-	-	-
Total	**39,478.09**	**71.95**	**315.00**	**3,469.95**	**4,085.77**
%	**0.40%**	**0.00%**	**0.00%**	**0.04%**	**0.04%**

Procurement of services (Thousand USD)	Morocco	Mozambique	Myanmar	Namibia	Nauru
ECLAC	-	-	-	-	-
ESCAP	-	-	62.64	-	-
ESCWA	81.16	-	-	-	-
FAO	865.32	2,558.34	1,018.06	263.41	-
IAEA	785.29	6.49	40.74	32.31	-
IFAD	41.00	214.19	-	-	-
ILO	411.66	1,559.09	2,512.45	0.39	-
IMF	-	-	-	-	-
IMO	-	-	-	-	-
IOM	-	-	-	-	-
ITC	88.67	-	83.17	-	-
ITU	-	-	-	-	-
OPCW	-	-	-	-	-
PAHO	-	-	-	-	-
UN-ICTY/MICT	-	-	-	-	-
UN WOMEN	674.40	853.88	148.03	9.75	-
UNAIDS	194.17	144.78	2,622.82	87.79	1.53
UNAKRT	-	-	-	-	-
UNDP	1,823.38	3,889.90	5,465.65	695.35	41.87
UNECA	174.85	3.99	-	-	-
UNESCO	634.50	469.09	1,380.58	384.28	-
UNFCCC	1.89	-	1.57	79.99	-
UNFPA	110.89	819.62	2,788.53	114.10	-
UNHCR	489.46	287.05	2,132.99	6.25	-
UNICEF	405.09	4,653.25	7,634.84	279.10	-
UNIDO	488.55	432.65	60.92	10.58	-
UNOG	8.46	-	-	2.75	-
UNON	-	-	-	-	-
UNOPS	135.84	47.75	9,971.48	11.57	-
UNOV	1,258.00	56.80	960.26	90.30	-
UNPD	2,754.76	1.52	189.07	60.77	-
UNRWA	-	-	-	-	-
UNU	-	92.83	-	-	-
UNV	-	-	-	-	-
UNWTO	-	-	-	-	-
UPU	29.80	-	-	-	-
WFP	-	11,609.42	4,210.75	143.59	-
WHO	498.49	798.65	1,093.31	210.24	-
WIPO	-	-	-	-	-
WMO	-	-	-	-	-
Total	**11,955.64**	**28,499.30**	**42,377.86**	**2,482.52**	**43.40**
%	**0.12%**	**0.29%**	**0.43%**	**0.03%**	**0.00%**

Procurement of services (Thousand USD)	Nepal	Netherlands	New Zealand	Nicaragua	Niger
ECLAC	-	77.55	-	-	-
ESCAP	28.08	8.69	1.34	-	-
ESCWA	-	7.45	-	-	-
FAO	405.85	1,205.14	226.84	223.35	518.16
IAEA	41.38	351.73	169.43	5.61	11.95
IFAD	29.47	546.75	2.65	5.74	77.72
ILO	2,417.56	448.21	101.68	128.80	23.70
IMF	-	-	-	-	-
IMO	-	7.00	-	-	-
IOM	-	-	-	-	-
ITC	59.92	81.47	-	-	4.41
ITU	-	141.52	29.12	2.56	-
OPCW	-	8,286.38	-	-	-
PAHO	-	2,124.13	-	1,586.69	-
UN-ICTY/MICT	-	12,022.66	-	-	-
UN WOMEN	904.21	209.24	414.36	-	148.76
UNAIDS	75.07	6,538.93	9.86	-	56.08
UNAKRT	-	-	-	-	-
UNDP	4,937.74	4,554.61	2,329.66	128.05	920.56
UNECA	-	4.15	-	-	-
UNESCO	619.18	829.79	238.98	50.11	139.22
UNFCCC	0.59	3.33	-	-	-
UNFPA	631.24	3,285.28	68.92	135.64	970.06
UNHCR	581.35	4,528.60	176.91	-	2,821.67
UNICEF	7,510.76	3,367.32	49.18	444.49	3,543.59
UNIDO	0.78	1,637.09	97.10	23.33	73.98
UNOG	-	24,600.52	-	11.67	0.58
UNON	40.25	62.67	45.00	-	-
UNOPS	10,840.32	7,720.20	77.85	1.22	99.41
UNOV	49.00	59.68	-	-	270.66
UNPD	263.20	25,707.06	1.50	6.01	53.37
UNRWA	-	343.84	1.05	-	-
UNU	-	471.02	-	-	-
UNV	-	6.11	-	-	-
UNWTO	-	-	-	-	-
UPU	-	62.47	10.40	-	-
WFP	3,615.41	8,425.11	451.04	1,322.77	14,174.38
WHO	1,601.69	5,219.59	250.30	-	1,683.75
WIPO	97.01	197.28	-	-	-
WMO	-	2.44	-	-	-
Total	**34,750.08**	**123,145.00**	**4,753.15**	**4,076.04**	**25,592.01**
%	**0.35%**	**1.25%**	**0.05%**	**0.04%**	**0.26%**

Procurement of services (Thousand USD)	Nigeria	Norway	Oman	Pakistan	Palau
ECLAC	-	-	-	-	-
ESCAP	-	-	-	32.50	3.05
ESCWA	-	-	13.17	-	-
FAO	1,669.99	92.96	87.31	1,589.46	-
IAEA	64.71	-	1.68	2,359.62	-
IFAD	52.75	-	-	58.12	-
ILO	1,053.17	74.95	10.54	2,112.09	-
IMF	-	-	-	-	-
IMO	-	2.00	-	-	-
IOM	-	-	-	-	-
ITC	10.25	6.98	-	0.87	-
ITU	-	-	15.86	11.90	-
OPCW	-	-	-	-	-
PAHO	-	14.26	-	-	-
UN-ICTY/MICT	-	-	-	-	-
UN WOMEN	903.03	57.55	-	999.55	-
UNAIDS	196.22	-	-	180.25	1.50
UNAKRT	-	-	-	-	-
UNDP	5,020.72	3,949.38	42.55	17,691.01	24.20
UNECA	343.43	-	-	-	-
UNESCO	548.87	55.53	95.63	991.57	-
UNFCCC	-	-	-	-	-
UNFPA	3,008.43	1,599.52	171.63	302.83	-
UNHCR	3,097.19	2,429.10	-	6,217.44	-
UNICEF	23,511.43	585.34	132.52	62,824.96	-
UNIDO	1,709.72	650.98	-	741.10	-
UNOG	107.92	1,133.14	-	-	-
UNON	-	-	-	-	-
UNOPS	183.57	2,386.17	-	504.77	-
UNOV	4,193.12	6.28	4.68	1,194.40	-
UNPD	243.20	304.36	6.43	3,225.41	-
UNRWA	-	261.37	-	-	-
UNU	13.64	18.11	-	-	-
UNV	-	-	-	-	-
UNWTO	-	-	-	-	-
UPU	-	12.31	-	1.61	-
WFP	28,975.59	7,177.01	-	10,066.90	-
WHO	10,077.29	3,122.50	430.63	13,231.33	6.28
WIPO	-	2.49	3.04	-	-
WMO	9.00	81.91	-	-	-
Total	**84,993.25**	**24,024.20**	**1,015.66**	**124,337.70**	**35.03**
%	**0.86%**	**0.24%**	**0.01%**	**1.27%**	**0.00%**

Procurement of services (Thousand USD)	Panama	Papua New Guinea	Paraguay	Peru	Philippines
ECLAC	11.10	-	-	44.30	-
ESCAP	-	-	-	-	30.73
ESCWA	-	-	-	-	-
FAO	917.04	445.02	590.90	471.63	373.04
IAEA	6.24	5.61	38.41	52.93	180.97
IFAD	-	-	-	180.26	263.75
ILO	360.60	-	184.46	4,137.52	1,927.11
IMF	-	-	-	-	-
IMO	344.20	-	-	-	-
IOM	-	-	-	-	-
ITC	-	-	-	-	-
ITU	-	-	-	21.70	9.82
OPCW	-	-	-	-	-
PAHO	3,797.96	-	1,456.77	4,093.56	22.02
UN-ICTY/MICT	-	-	-	-	-
UN WOMEN	532.18	886.07	190.00	1.36	450.74
UNAIDS	272.13	243.52	14.95	124.61	95.47
UNAKRT	-	-	-	-	-
UNDP	16,022.48	4,964.74	4,399.18	20,376.91	9,989.90
UNECA	-	-	-	-	-
UNESCO	51.52	-	43.99	4,891.81	301.83
UNFCCC	-	-	-	45.04	-
UNFPA	1,021.63	166.91	234.77	459.62	543.49
UNHCR	482.40	-	-	40.25	1,473.05
UNICEF	621.03	775.52	394.72	1,755.33	5,625.12
UNIDO	2.45	-	17.67	89.47	1,253.08
UNOG	52.03	-	-	-	-
UNON	-	-	-	-	-
UNOPS	13,046.81	45.26	6,844.44	2,259.25	872.01
UNOV	286.20	-	-	476.11	193.79
UNPD	736.84	152.03	3.46	890.21	335.24
UNRWA	-	-	-	-	7.50
UNU	-	-	-	-	1.69
UNV	-	-	-	-	-
UNWTO	-	15.96	-	-	-
UPU	-	-	-	-	-
WFP	1,900.37	89.56	73.67	737.05	6,797.12
WHO	-	873.28	89.63	767.58	6,619.65
WIPO	15.21	-	-	-	38.25
WMO	2.01	-	-	-	-
Total	**40,482.42**	**8,663.48**	**14,577.00**	**41,916.51**	**37,405.36**
%	**0.41%**	**0.09%**	**0.15%**	**0.43%**	**0.38%**

Procurement of services (Thousand USD)	Poland	Portugal	Qatar	Republic of Korea	Republic of Moldova
ECLAC	-	-	-	-	-
ESCAP	-	-	-	402.20	-
ESCWA	-	-	1.63	-	-
FAO	-	0.18	-	-	-
IAEA	193.14	54.21	-	328.39	-
IFAD	-	-	-	-	10.00
ILO	5.56	143.71	-	35.85	188.09
IMF	-	-	-	-	-
IMO	-	2.40	-	30.84	-
IOM	-	-	-	-	-
ITC	20.37	-	-	20.28	-
ITU	30.06	95.39	-	525.96	11.85
OPCW	0.34	0.45	-	-	-
PAHO	-	-	97.27	4,074.39	-
UN-ICTY/MICT	-	-	-	-	-
UN WOMEN	0.78	162.29	-	17.50	720.24
UNAIDS	49.25	32.50	-	-	73.15
UNAKRT	-	-	-	-	-
UNDP	489.60	730.35	104.82	1,148.65	10,816.38
UNECA	-	3.95	-	-	-
UNESCO	43.73	0.71	215.50	143.54	30.96
UNFCCC	-	-	-	-	-
UNFPA	-	17.96	-	15.48	200.87
UNHCR	150.66	68.64	-	13,823.48	61.42
UNICEF	17.44	337.45	-	40.21	328.59
UNIDO	34.15	147.25	-	367.39	62.05
UNOG	-	-	10.94	89.94	-
UNON	-	2.01	-	17.30	-
UNOPS	-	62.71	-	135.21	4.73
UNOV	-	-	3.39	-	73.31
UNPD	51.96	435.93	-	133.06	0.92
UNRWA	27.83	50.48	-	-	-
UNU	-	83.47	-	-	-
UNV	-	-	-	1.91	0.68
UNWTO	30.02	-	-	-	3.93
UPU	0.06	11.66	6.66	-	-
WFP	348.48	32.60	-	22.96	8,805.72
WHO	99.67	1,157.00	695.98	397.32	749.44
WIPO	45.43	-	-	3,226.40	-
WMO	-	-	-	14.68	-
Total	**1,638.52**	**3,633.32**	**1,136.19**	**25,012.95**	**22,142.34**
%	**0.02%**	**0.04%**	**0.01%**	**0.25%**	**0.23%**

Procurement of services (Thousand USD)	Romania	Russian Federation	Rwanda	Saint Kitts and Nevis	Saint Lucia
ECLAC	-	-	-	-	-
ESCAP	-	50.73	-	-	-
ESCWA	-	-	-	-	-
FAO	2.91	178.77	988.47	2.58	51.31
IAEA	36.14	412.15	6.83	-	-
IFAD	-	-	121.67	-	-
ILO	1.07	3,305.66	39.44	5.00	17.77
IMF	-	-	-	-	-
IMO	-	-	-	-	-
IOM	-	-	-	-	-
ITC	-	17.66	138.19	-	3.45
ITU	13.18	153.00	25.68	-	-
OPCW	8.23	1.90	-	-	-
PAHO	-	8.40	-	109.02	1,225.04
UN-ICTY/MICT	-	-	178.20	-	-
UN WOMEN	-	63.89	498.45	-	-
UNAIDS	14.09	2,129.05	220.97	-	-
UNAKRT	-	-	-	-	-
UNDP	1,251.57	1,751.72	1,601.09	99.18	277.36
UNECA	-	-	255.34	-	-
UNESCO	5.10	150.65	365.09	5.84	64.26
UNFCCC	11.75	-	-	-	-
UNFPA	158.23	-	402.55	-	-
UNHCR	287.80	823.44	2,496.82	-	-
UNICEF	869.49	158.73	1,333.36	-	-
UNIDO	8.06	675.27	57.82	-	-
UNOG	-	260.31	3.00	-	-
UNON	152.00	29.76	-	-	-
UNOPS	0.24	7.30	1.80	2.59	5,718.53
UNOV	6.17	95.59	7.66	4.81	4.89
UNPD	134.97	211,796.22	1,473.23	-	11.28
UNRWA	-	-	-	-	-
UNU	-	-	-	-	-
UNV	2.88	7.57	-	-	-
UNWTO	-	-	-	-	-
UPU	-	18.14	-	-	-
WFP	5.50	9,334.79	4,512.57	-	-
WHO	308.43	1,234.25	781.73	15.00	-
WIPO	-	171.53	-	-	-
WMO	-	12.51	-	-	-
Total	**3,277.82**	**232,848.99**	**15,509.95**	**244.02**	**7,373.90**
%	**0.03%**	**2.37%**	**0.16%**	**0.00%**	**0.08%**

Procurement of services (Thousand USD)	Saint Vincent and the Grenadines	Samoa	San Marino	Sao Tome and Principe	Saudi Arabia
ECLAC	-	-	-	-	-
ESCAP	-	7.67	-	-	-
ESCWA	-	-	-	-	-
FAO	4.00	561.74	-	2.96	141.02
IAEA	-	-	-	-	5.61
IFAD	-	-	-	-	-
ILO	-	-	-	7.80	-
IMF	-	-	-	-	-
IMO	-	-	-	-	-
IOM	-	-	-	-	-
ITC	-	0.54	-	-	-
ITU	-	-	-	-	-
OPCW	-	-	-	-	-
PAHO	124.47	-	-	-	-
UN-ICTY/MICT	-	-	-	-	-
UN WOMEN	-	5.61	-	-	-
UNAIDS	-	1.52	-	-	-
UNAKRT	-	-	-	-	-
UNDP	244.85	1,466.72	-	847.20	2,312.62
UNECA	-	-	-	-	-
UNESCO	-	240.76	-	-	35.49
UNFCCC	-	-	-	-	-
UNFPA	-	-	-	38.51	-
UNHCR	5.63	22.89	-	-	740.05
UNICEF	-	-	-	73.59	126.13
UNIDO	-	3.83	-	16.59	90.00
UNOG	-	-	-	-	-
UNON	-	-	-	-	-
UNOPS	18.65	20.67	-	15.63	-
UNOV	-	-	-	-	-
UNPD	-	-	-	-	127.36
UNRWA	-	-	-	-	-
UNU	-	-	-	-	-
UNV	-	-	-	-	-
UNWTO	-	-	-	-	-
UPU	-	-	-	-	-
WFP	-	1.68	-	-	37.54
WHO	-	125.27	-	131.61	41.81
WIPO	-	-	-	-	-
WMO	-	-	-	-	-
Total	**397.61**	**2,458.92**	**0.00**	**1,133.90**	**3,657.63**
%	**0.00%**	**0.03%**	**0.00%**	**0.01%**	**0.04%**

Procurement of services (Thousand USD)	Senegal	Serbia	Seychelles	Sierra Leone	Singapore
ECLAC	-	-	-	-	-
ESCAP	-	-	-	-	19.44
ESCWA	-	-	-	-	-
FAO	1,512.18	23.71	39.21	610.15	89.02
IAEA	176.76	80.05	-	31.36	228.57
IFAD	246.70	-	-	114.58	20.81
ILO	1,972.69	329.51	-	31.44	364.48
IMF	-	-	-	-	-
IMO	-	-	-	-	-
IOM	-	-	-	-	-
ITC	43.72	- -	5.21	-	-
ITU	19.65	-	-	0.30	-
OPCW	-	19.65	-	-	-
PAHO	-	-	-	-	-
UN-ICTY/MICT	-	22.70	-	-	-
UN WOMEN	1,598.29	209.00	-	402.33	71.29
UNAIDS	593.54	19.02	2.12	366.35	1.05
UNAKRT	-	-	-	-	1.45
UNDP	91,939.16	7,946.20	308.33	3,766.89	1,170.29
UNECA	40.05	-	-	-	249.23
UNESCO	1,412.55	168.73	4.73	-	27.49
UNFCCC	-	-	-	-	-
UNFPA	1,832.19	51.87	-	1,774.01	0.90
UNHCR	1,930.77	503.35	-	60.58	70.86
UNICEF	1,604.80	760.94	-	4,825.54	137.76
UNIDO	237.88	188.64	-	42.94	0.36
UNOG	22.39	-	-	7.78	3.54
UNON	-	24.34	-	-	3.20
UNOPS	386.41	2,327.74	-	3,863.16	783.51
UNOV	1,881.32	435.91	148.50	127.90	58.02
UNPD	1,396.30	118.88	7.84	111.60	365.80
UNRWA	-	-	-	-	-
UNU	-	-	-	-	4.33
UNV	-	-	-	-	-
UNWTO	-	-	-	-	-
UPU	-	28.02	-	-	6.58
WFP	1,853.71	-	-	1,759.26	4,642.14
WHO	1,512.03	210.40	-	2,005.22	465.16
WIPO	-	0.44	-	-	81.90
WMO	-	-	-	-	-
Total	**112,213.07**	**13,469.11**	**505.51**	**19,901.37**	**8,867.16**
%	**1.14%**	**0.14%**	**0.01%**	**0.20%**	**0.09%**

Procurement of services (Thousand USD)	Slovakia	Slovenia	Solomon Islands	Somalia	South Africa
ECLAC	-	-	-	-	-
ESCAP	-	-	-	-	4.84
ESCWA	-	-	-	-	-
FAO	0.11	8.25	5.69	3,738.64	1,532.59
IAEA	340.09	43.37	-	-	1,634.38
IFAD	-	-	-	-	40.18
ILO	0.80	-	-	180.13	3,425.82
IMF	-	-	-	-	-
IMO	-	-	-	-	-
IOM	-	-	-	-	-
ITC	-	-	-	-	42.13
ITU	-	-	-	-	-
OPCW	20.20	-	-	-	93.68
PAHO	-	-	-	-	-
UN-ICTY/MICT	-	-	-	-	3.40
UN WOMEN	35.20	10.03	210.86	93.14	1,131.92
UNAIDS	-	-	1.50	10.31	4,031.92
UNAKRT	-	-	-	-	-
UNDP	2,230.91	117.33	2,630.00	6,641.17	11,601.75
UNECA	-	-	-	-	367.58
UNESCO	0.38	125.58	4.09	453.08	876.06
UNFCCC	0.51	-	-	-	-
UNFPA	-	-	4.64	130.51	2,321.21
UNHCR	120.61	59.80	-	2,509.04	1,170.57
UNICEF	3.00	-	13.17	10,199.70	7,027.82
UNIDO	30.09	139.43	-	249.87	1,964.82
UNOG	1.67	-	2.00	-	36.12
UNON	-	-	-	3.60	110.77
UNOPS	5.19	-	15.19	3,408.71	476.95
UNOV	51.37	0.80	10.61	197.33	1,499.72
UNPD	4.18	10.25	1.30	6,861.32	55,433.62
UNRWA	-	-	-	-	-
UNU	-	-	-	-	9.92
UNV	-	-	-	-	0.59
UNWTO	-	-	-	-	2.81
UPU	107.46	6.90	-	-	-
WFP	2.15	-	3.14	40,185.31	24,688.55
WHO	65.46	99.95	363.58	2,753.34	6,388.91
WIPO	7.19	-	-	-	7.11
WMO	-	7.39	5.17	5.11	31.68
Total	**3,026.57**	**629.10**	**3,270.94**	**77,620.31**	**125,957.41**
%	**0.03%**	**0.01%**	**0.03%**	**0.79%**	**1.28%**

Procurement of services (Thousand USD)	South Sudan	Spain	Sri Lanka	Sudan	Suriname
ECLAC	-	18.96	-	-	-
ESCAP	-	201.34	16.81	-	-
ESCWA	-	-	-	17.57	-
FAO	3,372.37	594.12	1,827.32	2,300.37	12.52
IAEA	-	170.72	120.75	65.33	-
IFAD	-	117.57	-	3.36	-
ILO	-	571.81	1,672.13	0.49	16.11
IMF	-	-	-	-	-
IMO	-	-	-	-	-
IOM	-	-	-	-	-
ITC	-	36.11	124.81	2.12	-
ITU	-	111.87	-	-	-
OPCW	-	14.69	-	-	-
PAHO	-	397.37	-	-	675.24
UN-ICTY/MICT	-	-	-	-	-
UN WOMEN	799.52	568.78	25.29	661.39	-
UNAIDS	142.12	33.87	10.75	132.83	12.45
UNAKRT	-	-	-	-	-
UNDP	3,828.23	26,102.38	5,886.19	9,294.37	494.32
UNECA	- -	13.85	-	-	-
UNESCO	688.22	634.29	100.51	167.19	7.39
UNFCCC	-	94.14	-	-	-
UNFPA	486.21	152.62	151.41	1,937.99	12.50
UNHCR	1,397.66	959.23	443.90	4,502.15	8.71
UNICEF	15,834.24	924.10	493.75	8,065.97	-
UNIDO	859.85	3,758.15	62.66	257.76	324.90
UNOG	5.83	63.67	-	-	-
UNON	120.00	184.35	2.69	226.55	-
UNOPS	7,103.31	1,148.84	1,440.06	1,154.85	27.51
UNOV	-	24.52	181.74	60.41	-
UNPD	25,742.18	13,635.51	122.60	19,167.52	10.00
UNRWA	-	624.71	-	-	-
UNU	-	55.16	-	-	-
UNV	-	193.18	-	-	-
UNWTO	-	1,725.03	-	-	-
UPU	-	0.97	-	-	-
WFP	85,594.98	3,231.66	720.27	31,131.30	-
WHO	4,516.90	2,113.77	678.49	2,640.23	-
WIPO	-	5,519.42	88.24	-	-
WMO	2.33	470.26	-	5.19	-
Total	**150,493.95**	**64,439.33**	**14,170.39**	**81,794.95**	**1,601.63**
%	**1.53%**	**0.66%**	**0.14%**	**0.83%**	**0.02%**

Procurement of services (Thousand USD)	Sweden	Switzerland	Syrian Arab Republic	Tajikistan	Thailand
ECLAC	-	3,300.04	-	-	-
ESCAP	-	139.20	-	-	5,842.38
ESCWA	2.10	-	-	-	-
FAO	44.60	2,932.36	1,636.15	484.95	834.97
IAEA	67.72	2,352.68	42.25	17.38	229.17
IFAD	185.74	3,445.66	-	-	46.50
ILO	50.58	31,129.54	106.71	261.61	3,972.64
IMF	-	-	-	-	-
IMO	12.69	105.50	-	-	-
IOM	-	-	-	-	-
ITC	18.29	7,018.17	-	13.54	40.84
ITU	-	14,029.99	-	-	550.99
OPCW	220.45	459.62	-	-	-
PAHO	73.85	773.38	-	-	-
UN-ICTY/MICT	104.00	-	-	-	-
UN WOMEN	240.09	371.43	-	85.50	1,252.10
UNAIDS	57.13	1,713.42	-	92.86	915.99
UNAKRT	-	-	-	-	-
UNDP	2,369.43	17,471.28	18,914.49	5,428.80	9,196.83
UNECA	-	1,125.92	-	-	-
UNESCO	154.54	944.27	813.38	10.31	1,550.43
UNFCCC	-	2,735.49	-	-	183.82
UNFPA	55.88	267.55	1,669.22	136.62	1,515.44
UNHCR	1,671.03	46,205.48	7,874.09	113.66	4,830.20
UNICEF	320.39	11,770.52	13,735.41	412.08	2,850.91
UNIDO	108.70	991.39	-	39.72	738.40
UNOG	4.17	53,075.34	605.07	-	39.13
UNON	-	1,793.71	-	-	18.40
UNOPS	115.96	6,683.09	1,776.81	3.41	963.87
UNOV	0.10	723.27	-	424.16	670.74
UNPD	1,809.51	20,773.68	6,662.86	47.60	94.11
UNRWA	1.00	48.27	9,389.90	-	-
UNU	8.49	13.07	-	-	0.57
UNV	13.92	14.99	-	1.37	-
UNWTO	-	4.05	-	-	-
UPU	2.12	12,168.51	-	-	102.41
WFP	692.33	29,637.25	38,699.78	724.07	1,455.24
WHO	1,009.32	67,144.00	2,486.08	547.94	1,681.83
WIPO	8.27	53,795.88	9.13	-	50.10
WMO	-	9,392.75	-	-	-
Total	**9,422.40**	**404,550.78**	**104,421.33**	**8,845.57**	**39,628.01**
%	**0.10%**	**4.12%**	**1.06%**	**0.09%**	**0.40%**

Procurement of services (Thousand USD)	The former Yugoslav Republic of Macedonia	Timor-Leste	Togo	Tonga	Trinidad and Tobago
ECLAC	-	-	-	-	969.12
ESCAP	-	-	-	-	-
ESCWA	-	-	-	-	-
FAO	1.97	303.94	342.54	11.11	364.22
IAEA	30.53	-	13.33	-	-
IFAD	-	-	-	-	23.00
ILO	-	1,144.87	7.73	-	1,451.93
IMF	-	-	-	-	-
IMO	-	-	-	-	441.99
IOM	-	-	-	-	-
ITC	-	-	17.02	-	800.81
ITU	26.71	-	-	-	21.52
OPCW	-	-	-	-	-
PAHO	-	-	-	-	2,233.70
UN-ICTY/MICT	-	-	-	-	-
UN WOMEN	324.66	291.31	-	0.29	10.29
UNAIDS	-	-	91.59	1.55	21.99
UNAKRT	-	-	-	-	-
UNDP	8,283.09	2,203.99	29,534.69	139.82	2,170.89
UNECA	-	-	-	-	-
UNESCO	7.08	58.80	219.02	7.00	-
UNFCCC	-	-	93.60	-	-
UNFPA	40.96	152.37	325.17	-	27.60
UNHCR	449.07	-	108.48	-	131.56
UNICEF	212.92	112.57	1,133.79	-	12.43
UNIDO	10.79	-	0.16	-	-
UNOG	-	-	22.15	-	0.42
UNON	-	-	-	-	16.89
UNOPS	7.27	7.31	87.91	-	112.07
UNOV	5.59	49.59	34.53	-	4.88
UNPD	26.44	26.17	98.95	-	27.50
UNRWA	-	-	-	-	-
UNU	-	-	-	-	-
UNV	-	-	-	-	-
UNWTO	-	-	-	-	-
UPU	-	-	-	-	-
WFP	-	257.80	1,309.00	3.81	-
WHO	97.09	528.00	257.28	9.50	40.00
WIPO	-	-	-	-	-
WMO	5.07	-	-	-	-
Total	**9,529.23**	**5,136.73**	**33,696.94**	**173.08**	**8,882.79**
%	**0.10%**	**0.05%**	**0.34%**	**0.00%**	**0.09%**

Procurement of services (Thousand USD)	Tunisia	Turkey	Turkmenistan	Tuvalu	Uganda
ECLAC	-	-	-	-	-
ESCAP	-	4.21	-	-	-
ESCWA	38.66	-	-	-	-
FAO	1,004.91	1,413.59	-	-	3,287.17
IAEA	187.39	184.90	-	-	88.14
IFAD	-	134.04	-	-	3,126.49
ILO	1,637.21	2,576.72	-	-	55.02
IMF	-	-	-	-	-
IMO	-	-	-	-	-
IOM	-	-	-	-	-
ITC	111.90 -	3.12	-	-	150.15
ITU	64.14	-	-	-	0.35
OPCW	-	10.84	-	-	-
PAHO	-	-	-	-	-
UN-ICTY/MICT	-	-	-	-	-
UN WOMEN	369.70	711.10	-	-	776.55
UNAIDS	20.46	-	-	1.50	197.68
UNAKRT	-	-	-	-	-
UNDP	7,887.21	17,914.86	1,191.16	98.02	5,849.29
UNECA	-	-	-	-	116.57
UNESCO	320.39	20.33	2.96	-	280.72
UNFCCC	-	-	-	-	125.84
UNFPA	410.21	3,023.88	69.45	-	2,450.74
UNHCR	742.20	58,100.99	-	-	44,859.18
UNICEF	1,097.45	5,918.30	18.49	-	5,389.87
UNIDO	1,564.07	886.56	0.61	-	660.18
UNOG	8.44	261.40	-	-	-
UNON	-	-	-	-	14.02
UNOPS	2,299.50	314.74	0.40	-	842.74
UNOV	1,149.51	131.40	52.36	-	8.93
UNPD	1,525.08	479.61	149.64	-	24,648.33
UNRWA	-	44.12	-	-	-
UNU	5.79	-	-	-	0.10
UNV	1.05	-	-	-	-
UNWTO	-	-	-	-	-
UPU	87.93	0.82	-	-	-
WFP	254.46	12,939.83	-	-	33,249.42
WHO	674.98	18,963.06	102.73	23.65	2,908.71
WIPO	-	1.92	-	-	-
WMO	-	-	-	-	7.03
Total	**21,462.68**	**124,034.12**	**1,587.81**	**123.17**	**129,093.23**
%	**0.22%**	**1.26%**	**0.02%**	**0.00%**	**1.31%**

Procurement of services (Thousand USD)	Ukraine	United Arab Emirates	United Kingdom of Great Britain and Northern Ireland	United Republic of Tanzania	United States of America
ECLAC	-	-	52.49	-	437.93
ESCAP	-	-	81.74	-	927.86
ESCWA	-	34.64	7.75	-	20.13
FAO	58.95	6,136.93	5,564.22	1,078.30	5,861.31
IAEA	124.04	85.31	7,915.71	92.09	6,916.18
IFAD	-	34.97	3,910.11	237.38	4,081.64
ILO	188.45	103.68	5,482.71	2,411.11	3,022.66
IMF	-	-	-	-	250,423.13
IMO	-	-	10,850.58	-	97.86
IOM	-	-	-	-	-
ITC	12.33	19.20	432.92	119.22	401.65
ITU	11.90	35.80	1,050.13	-	1,077.08
OPCW	-	-	1,278.44	-	104.00
PAHO	-	882.31	211.72	-	24,436.57
UN-ICTY/MICT	-	-	485.26	1,700.91	297.39
UN WOMEN	627.84	767.27	4,274.93	497.78	23,679.68
UNAIDS	152.61	1.74	1,137.02	229.97	7,196.25
UNAKRT	-	-	6.19	-	2.18
UNDP	13,649.04	18,110.47	31,950.90	2,097.64	100,003.63
UNECA	-	8.76	300.49	15.93	712.42
UNESCO	2.25	149.73	2,199.05	651.89	3,145.03
UNFCCC	-	-	306.70	-	815.34
UNFPA	339.97	373.01	4,852.47	577.46	16,508.96
UNHCR	3,064.02	3,747.18	17,087.36	4,192.56	31,357.70
UNICEF	6,978.91	3,430.64	32,850.73	2,541.83	79,066.17
UNIDO	499.48	325.88	2,656.42	1,170.99	3,255.41
UNOG	6.30	201.64	1,161.09	-	3,333.40
UNON	-	25.32	408.39	13.69	1,890.89
UNOPS	2,028.27	35,032.12	41,364.78	1,672.26	17,297.81
UNOV	9.49	65.51	248.23	275.18	601.25
UNPD	67,090.58	75,084.33	89,605.45	62.16	400,790.73
UNRWA	-	41.55	681.05	-	114.84
UNU	-	1.10	214.91	23.99	400.25
UNV	-	-	96.08	-	749.03
UNWTO	-	-	34.58	-	138.24
UPU	-	18.00	214.39	67.68	359.52
WFP	18,419.87	16,151.19	105,712.92	25,370.16	114,862.24
WHO	2,571.30	217.58	12,556.81	2,650.70	34,098.84
WIPO	-	-	10,955.11	-	15,663.54
WMO	-	-	127.95	0.60	124.10
Total	**115,835.60**	**161,085.86**	**398,327.77**	**47,751.47**	**1,154,232.58**
%	**1.18%**	**1.64%**	**4.05%**	**0.49%**	**11.75%**

Procurement of services (Thousand USD)	Uruguay	Uzbekistan	Vanuatu	Venezuela (Bolivarian Republic of)	Viet Nam
ECLAC	81.35	-	-	-	-
ESCAP	-	-	-	-	43.59
ESCWA	-	-	-	-	-
FAO	845.54	204.93	20.78	858.95	800.10
IAEA	74.92	24.73	-	6.06	388.39
IFAD	9.51	50.00	-	22.00	55.79
ILO	60.89	-	-	-	9.00
IMF	-	-	-	-	-
IMO	-	-	-	-	-
IOM	-	-	-	-	-
ITC	-	-	13.14	-	-
ITU	9.98	11.90	0.94	-	-
OPCW	-	-	-	-	-
PAHO	1,868.82	-	-	333.77	-
UN-ICTY/MICT	-	-	-	-	-
UN WOMEN	169.58	-	58.39	-	269.32
UNAIDS	3.00	5.59	1.50	21.60	495.17
UNAKRT	-	-	-	-	-
UNDP	703.04	3,903.58	252.97	232.69	5,092.62
UNECA	-	-	-	-	-
UNESCO	308.82	430.38	0.87	10.45	409.31
UNFCCC	-	-	-	-	-
UNFPA	219.89	144.58	13.82	6.32	291.03
UNHCR	10.00	-	-	292.74	-
UNICEF	1,377.40	1,022.60	60.70	167.54	161.31
UNIDO	340.91	11.39	-	0.80	1,045.91
UNOG	-	-	-	-	-
UNON	-	-	-	-	-
UNOPS	6,136.02	12.60	-	26.91	26.24
UNOV	-	198.03	-	-	740.40
UNPD	3.34	31.19	-	-	6.55
UNRWA	-	-	-	-	-
UNU	-	-	-	-	-
UNV	-	-	-	-	-
UNWTO	-	-	-	-	-
UPU	918.33	-	-	-	-
WFP	-	-	96.39	-	-
WHO	48.07	421.63	63.63	19.21	1,933.66
WIPO	45.39	-	-	-	11.29
WMO	-	-	-	-	-
Total	**13,234.80**	**6,473.12**	**556.86**	**1,999.04**	**11,779.68**
%	**0.13%**	**0.07%**	**0.01%**	**0.02%**	**0.12%**

Procurement of services (Thousand USD)	Yemen	Zambia	Zimbabwe	Subtotal	Africa *
ECLAC	-	-	-	**11,250.39**	-
ESCAP	-	-	-	**10,350.69**	-
ESCWA	6.79	-	-	**5,228.83**	-
FAO	1,321.57	1,059.42	2,606.35	**178,492.65**	-
IAEA	4.07	232.48	66.71	**135,505.60**	-
IFAD	-	104.25	-	**46,744.12**	-
ILO	-	11.40	-	**190,741.63**	-
IMF	-	-	-	**250,423.13**	-
IMO	-	-	-	**13,103.23**	-
IOM	-	-	-	**-**	-
ITC	-	79.56	10.70	**12,582.25**	-
ITU	-	5.13	1.56	**42,667.56**	-
OPCW	6.19	-	-	**11,516.35**	-
PAHO	-	-	-	**249,306.26**	-
UN-ICTY/MICT	-	-	-	**15,866.13**	-
UN WOMEN	277.21	90.42	596.09	**91,798.51**	-
UNAIDS	-	446.66	466.71	**47,479.17**	-
UNAKRT	-	-	-	**732.54**	-
UNDP	11,186.23	13,408.65	11,275.22	**1,368,000.34**	-
UNECA	-	19.20	-	**10,442.92**	-
UNESCO	122.63	254.86	1,249.43	**109,328.44**	-
UNFCCC	-	-	12.58	**23,368.11**	-
UNFPA	762.33	874.98	1,719.83	**127,185.22**	-
UNHCR	15,566.45	251.21	921.32	**805,969.89**	87.62
UNICEF	210,143.88	3,540.94	18,564.19	**1,084,816.88**	-
UNIDO	-	316.16	14.06	**145,247.30**	-
UNOG	1,741.72	-	-	**92,954.40**	-
UNON	-	22.14	-	**35,315.13**	-
UNOPS	667.40	23.90	35.34	**425,253.01**	-
UNOV	-	73.28	81.68	**64,208.21**	-
UNPD	38.04	9.30	18.79	**1,616,328.33**	30.63
UNRWA	-	-	-	**56,042.49**	-
UNU	-	-	-	**6,611.90**	-
UNV	-	0.15	-	**8,284.48**	-
UNWTO	-	-	-	**2,779.42**	-
UPU	-	-	5.28	**15,614.50**	-
WFP	104,286.64	2,704.97	6,334.34	**1,379,842.11**	-
WHO	9,358.80	579.09	2,105.84	**442,005.86**	-
WIPO	-	-	216.04	**108,348.89**	-
WMO	-	-	-	**12,768.56**	-
Total	**355,489.94**	**24,108.15**	**46,302.09**	**9,254,505.42**	**118.25**
%	**3.62%**	**0.25%**	**0.47%**	**94.18%**	**0.00%**

Procurement of services (Thousand USD)	Arab Countries *	Asia **	Europe **	Latin America and the Caribbean **	Northern America **
ECLAC	-	-	-	-	-
ESCAP	-	-	-	-	-
ESCWA	25.00	-	-	-	-
FAO	732.94	0.35	268.90	-	-
IAEA	5.70	-	-	-	-
IFAD	41.52	-	0.23	-	-
ILO	841.85	-	211.25	12.59	-
IMF	-	-	-	-	-
IMO	-	-	-	-	-
IOM	-	-	-	-	-
ITC	-	-	-	-	-
ITU	0.50	-	-	-	-
OPCW	-	-	-	0.35	-
PAHO	-	-	-	536.03	2.07
UN-ICTY/MICT	-	-	-	-	-
UN WOMEN	382.31	-	103.64	-	-
UNAIDS	-	-	-	17.00	-
UNAKRT	-	-	-	-	-
UNDP	24,915.08	-	2,613.22	425.88	-
UNECA	-	-	-	-	-
UNESCO	623.66	-	0.45	52.40	-
UNFCCC	-	-	-	92.26	-
UNFPA	164.37	-	56.49	151.94	-
UNHCR	4.06	-	337.67	93.43	-
UNICEF	5,894.62	-	-	-	-
UNIDO	291.46	-	-	-	-
UNOG	-	-	127.34	-	-
UNON	-	-	-	1,222.03	-
UNOPS	5,104.39	-	5,710.94	12.40	37,843.34
UNOV	127.74	-	-	-	-
UNPD	248.53	-	2,478.48	4,613.30	-
UNRWA	48,730.12	-	-	-	-
UNU	-	-	-	-	-
UNV	-	-	-	-	-
UNWTO	-	-	-	-	-
UPU	-	-	1.22	0.11	-
WFP	1,632.25	276.82	8.43	0.73	-
WHO	1,105.36	-	21.65	-	-
WIPO	2.28	-	-	-	-
WMO	-	-	-	-	-
	* Procurement from the State of Palestine		** Procurement from remaining countries in these regions		
Total	**90,873.71**	**277.16**	**11,939.90**	**7,230.43**	**37,845.41**
%	**0.92%**	**0.00%**	**0.12%**	**0.07%**	**0.39%**

Procurement of services (Thousand USD)	Oceania **	Unspecified	Grand total
ECLAC	-	-	**11,250.39**
ESCAP	-	-	**10,350.69**
ESCWA	-	-	**5,253.83**
FAO	2.57	23,395.05	**202,892.45**
IAEA	-	-	**135,511.30**
IFAD	-	-	**46,785.87**
ILO	-	9,676.64	**201,483.97**
IMF	-	10.98	**250,434.10**
IMO	-	-	**13,103.23**
IOM	-	389,556.20	**389,556.20**
ITC	-	-	**12,582.25**
ITU	-	-	**42,668.06**
OPCW	-	-	**11,516.70**
PAHO	-	-	**249,844.35**
UN-ICTY/MICT	-	-	**15,866.13**
UN WOMEN	-	-	**92,284.46**
UNAIDS	1.50	-	**47,497.67**
UNAKRT	-	-	**732.54**
UNDP	177.65	-	**1,396,132.17**
UNECA	-	-	**10,442.92**
UNESCO	-	-	**110,004.94**
UNFCCC	-	-	**23,460.37**
UNFPA	4.48	-	**127,562.49**
UNHCR	20.87	-	**806,513.53**
UNICEF	-	-	**1,090,711.50**
UNIDO	334.91	22.85	**145,896.52**
UNOG	-	92.00	**93,173.74**
UNON	-	-	**36,537.16**
UNOPS	82.91	-	**474,007.00**
UNOV	-	-	**64,335.94**
UNPD	-	-	**1,623,699.27**
UNRWA	-	-	**104,772.61**
UNU	-	-	**6,611.90**
UNV	-	-	**8,284.48**
UNWTO	-	-	**2,779.42**
UPU	-	-	**15,615.83**
WFP	50.64	-	**1,381,810.99**
WHO	125.69	-	**443,258.56**
WIPO	-	-	**108,351.17**
WMO	-	-	**12,768.56**
	** Procurement from remaining countries in these regions		
Total	**801.23**	**422,753.72**	**9,826,345.24**
%	**0.01%**	**4.30%**	**100.00%**

12

PROCUREMENT VOLUME BY PROCUREMENT CATEGORY AND UNITED NATIONS ORGANIZATION

Spend at family level (Thousand USD)	Family	Total	ECLAC	%	ESCAP	%	ESCWA	%
Live plant and animal material		**83,338.40**	**9.37**	**0.01%**	**-**		**11.47**	**0.01%**
Unspecified at family level		**2,411.93**	9.37	0.39%	-		11.47	0.48%
Live animals	1010	**11,198.91**	-		-		-	
Animal feed	1012	**11,956.56**	-		-		-	
Animal containment and habitats	1013	**1,409.97**	-		-		-	
Seeds and bulbs and seedlings and c	1015	**34,917.94**	-		-		-	
Floriculture and silviculture produ	1016	**3,384.48**	-		-		-	
Fertilizers and plant nutrients and	1017	**14,573.02**	-		-		-	
Pest control products	1019	**3,467.31**	-		-		-	
Live plants of high species or vari	1021	**12.19**	-		-		-	
Live plants of low species or varie	1022	**3.14**	-		-		-	
Fresh cut floral bouquets	1034	**2.94**	-		-		-	
Mineral and textile materials		**13,468.08**	**0.20**	**0.00%**	**-**		**-**	
Unspecified at family level		**-3.76**	-		-		-	
Minerals and ores and metals	1110	**421.79**	-		-		-	
Earth and stone	1111	**7,940.63**	-		-		-	
Non edible plant and forestry produ	1112	**4,352.47**	-		-		-	
Non edible animal products	1113	**22.41**	-		-		-	
Scrap and waste materials	1114	**6.02**	-		-		-	
Fibers and threads and yarns	1115	**256.52**	-		-		-	
Fabrics and leather materials	1116	**469.63**	0.20	0.04%	-		-	
Alloys	1117	**1.14**	-		-		-	
Metal waste scrap and by products	1119	**1.24**	-		-		-	
Chemicals		**8,360.18**	**-**		**-**		**-**	
Unspecified at family level		**479.19**	-		-		-	
Explosive materials	1213	**424.53**	-		-		-	
Elements and gases	1214	**6,156.38**	-		-		-	
Additives	1216	**842.03**	-		-		-	
Colorants	1217	**36.25**	-		-		-	
Waxes and oils	1218	**376.04**	-		-		-	
Solvents	1219	**3.03**	-		-		-	
Compounds and mixtures	1235	**42.72**	-		-		-	
Resin, rubber, elastomeric material		**294.08**	**-**		**-**		**-**	
Unspecified at family level		**30.32**	-		-		-	
Rubber and elastomers	1310	**29.34**	-		-		-	
Resins and rosins and other resin d	1311	**234.42**	-		-		-	
Paper materials and products		**12,529.34**	**129.89**	**1.04%**	**26.59**	**0.21%**	**26.30**	**0.21%**
Unspecified at family level		**1,403.60**	-		-		-	
Paper materials	1410	**333.08**	-		-		-	
Paper products	1411	**10,028.14**	129.73	1.29%	26.59	0.27%	6.54	0.07%
Industrial use papers	1412	**764.52**	0.16	0.02%	-		19.76	2.58%
Fuels and lubricants etc.		**611,690.77**	**8.69**	**0.00%**	**7.81**	**0.00%**	**77.54**	**0.01%**
Unspecified at family level		**10,046.90**	-		-		-	
Fuels	1510	**598,349.29**	8.69	0.00%	7.81	0.00%	77.54	0.01%
Gaseous fuels and additives	1511	**276.68**	-		-		-	
Lubricants and oils and greases and	1512	**3,017.89**	-		-		-	
Mining and well drilling equipment		**6,025.39**	**-**		**-**		**-**	
Mining and quarrying machinery and	2010	**2,050.05**	-		-		-	
Well drilling and operation equipme	2011	**1,535.96**	-		-		-	
Oil and gas drilling and exploratio	2012	**2,342.99**	-		-		-	
Oil and gas operating and productio	2014	**96.39**	-		-		-	
Farming, fishing equipment		**40,332.85**	**0.31**	**0.00%**	**-**		**-**	
Unspecified at family level		**63.34**	-		-		-	
Agricultural and forestry and lands	2110	**32,545.54**	0.31	0.00%	-		-	
Fishing and aquaculture equipment	2111	**7,723.98**	-		-		-	
Building and construction machinery		**11,779.89**	**-**		**-**		**-**	
Unspecified at family level		**5,123.70**	-		-		-	
Heavy construction machinery and eq	2210	**6,656.19**	-		-		-	
Industrial manufacturing machinery		**13,603.04**	**-**		**4.25**	**0.03%**	**-**	
Unspecified at family level		**398.39**	-		-		-	
Raw materials processing machinery	2310	**1,815.26**	-		-		-	
Petroleum processing machinery	2311	**30.00**	-		-		-	
Textile and fabric machinery and ac	2312	**1,556.87**	-		-		-	
Lapidary machinery and equipment	2313	**31.11**	-		-		-	
Leatherworking repairing machinery	2314	**535.51**	-		-		-	
Industrial process machinery and eq	2315	**2,924.64**	-		-		-	
Foundry machines and equipment and	2316	**5.80**	-		-		-	
Industrial food and beverage equipm	2318	**1,171.89**	-		-		-	
Mixers and their parts and accessor	2319	**7.47**	-		-		-	
Mass transfer equipment	2320	**160.53**	-		-		-	
Electronic manufacturing machinery	2321	**62.31**	-		-		-	
Chicken processing machinery and eq	2322	**1.93**	-		-		-	
Sawmilling and lumber processing ma	2323	**40.89**	-		-		-	
Metal cutting machinery and accesso	2324	**2,219.81**	-		-		-	
Metal forming machinery and accesso	2325	**449.49**	-		-		-	
Rapid prototyping machinery and acc	2326	**22.20**	-		-		-	
Welding and soldering and brazing m	2327	**155.83**	-		4.25	2.73%	-	
Metal treatment machinery	2328	**41.12**	-		-		-	
Industrial machine tools	2329	**1,943.67**	-		-		-	
Wire machinery and equipment	2330	**28.33**	-		-		-	
Material handling machinery		**84,770.84**	**22.58**	**0.03%**	**-**		**18.86**	**0.02%**
Unspecified at family level		**11,920.30**	-		-		-	
Material handling machinery and equ	2410	**11,662.01**	0.62	0.01%	-		8.70	0.07%
Containers and storage	2411	**40,875.67**	19.37	0.05%	-		8.18	0.02%
Packaging materials	2412	**3,245.71**	-		-		-	

Spend at family level (Thousand USD)	Family	Total	ECLAC	%	ESCAP	%	ESCWA	%
Industrial refrigeration	2413	**6,185.05**	2.59	0.04%	-		1.98	0.03%
Packing supplies	2414	**10,882.10**	-		-		-	
Motor vehicles and parts		**443,128.27**	**60.75**	**0.01%**	**118.90**	**0.03%**	**271.57**	**0.06%**
Unspecified at family level		**20,278.15**	-		-		-	
Motor vehicles	2510	**359,951.08**	57.61	0.02%	115.58	0.03%	271.57	0.08%
Marine transport	2511	**5,392.06**	-		-		-	
Railway and tramway machinery and e	2512	**61.21**	-		-		-	
Aircraft	2513	**614.53**	-		-		-	
Spacecraft	2515	**0.07**	-		-		-	
Non motorized cycles	2516	**1,160.93**	-		-		-	
Transportation components and syste	2517	**40,117.95**	3.14	0.01%	3.32	0.01%	-	
Vehicle bodies and trailers	2518	**3,957.32**	-		-		-	
Transportation services equipment	2519	**11,579.14**	-		-		-	
Aerospace systems and components an	2520	**15.83**	-		-		-	
Power generation machinery		**106,646.24**	**30.55**	**0.03%**	**63.42**	**0.06%**	**5.10**	**0.00%**
Unspecified at family level		**2.06**	-		-		-	
Power sources	2610	**9,441.25**	0.96	0.01%	2.16	0.02%	0.90	0.01%
Batteries and generators and kineti	2611	**67,174.57**	26.14	0.04%	52.47	0.08%	4.20	0.01%
Electrical wire and cable and harne	2612	**6,613.93**	3.44	0.05%	8.79	0.13%	-	
Power generation	2613	**17,909.39**	-		-		-	
Atomic and nuclear energy machinery	2614	**5,505.05**	-		-		-	
Tools and general machinery		**133,979.47**	**0.85**	**0.00%**	**3.42**	**0.00%**	**-**	
Unspecified at family level		**111,770.66**	-		-		-	
Hand tools	2711	**21,295.71**	0.85	0.00%	3.42	0.02%	-	
Hydraulic machinery and equipment	2712	**548.69**	-		-		-	
Pneumatic machinery and equipment	2713	**129.78**	-		-		-	
Automotive specialty tools	2714	**234.63**	-		-		-	
Structures, construction components		**155,715.89**	**60.00**	**0.04%**	**19.97**	**0.01%**	**80.51**	**0.05%**
Unspecified at family level		**78,988.75**	-		-		-	
Structural components and basic sha	3010	**6,617.42**	-		-		-	
Concrete and cement and plaster	3011	**5,976.89**	-		-		-	
Roads and landscape	3012	**5,802.32**	-		-		-	
Structural building products	3013	**11,782.85**	-		-		-	
Insulation	3014	**511.96**	-		-		-	
Exterior finishing materials	3015	**12,741.36**	5.32	0.04%	-		-	
Interior finishing materials	3016	**2,624.15**	0.31	0.01%	11.33	0.43%	9.90	0.38%
Doors and windows and glass	3017	**2,867.12**	53.98	1.88%	-		70.42	2.46%
Plumbing fixtures	3018	**1,313.31**	0.39	0.03%	8.64	0.66%	0.20	0.02%
Construction and maintenance suppor	3019	**1,527.65**	-		-		-	
Portable Structure Building Compone	3024	**405.37**	-		-		-	
Structural materials	3026	**24,556.73**	-		-		-	
Manufacturing components		**8,425.01**	**34.79**	**0.41%**	**24.69**	**0.29%**	**0.17**	**0.00%**
Unspecified at family level		**12.04**	-		-		-	
Moldings	3114	**11.79**	-		-		-	
Rope and chain and cable and wire a	3115	**1,297.23**	17.00	1.31%	-		-	
Hardware	3116	**1,003.54**	(0.04)	0.00%	0.92	0.09%	-	
Bearings and bushings and wheels an	3117	**58.32**	-		-		-	
Grinding and polishing and smoothin	3119	**11.55**	-		-		-	
Adhesives and sealants	3120	**364.39**	3.67	1.01%	5.23	1.43%	-	
Paints and primers and finishes	3121	**903.95**	9.41	1.04%	13.58	1.50%	-	
Industrial optics	3124	**8.24**	-		-		-	
Pneumatic and hydraulic and electri	3125	**2,556.54**	4.74	0.19%	4.97	0.19%	-	
Housings and cabinets and casings	3126	**109.56**	-		-		0.17	0.15%
Fabricated pipe assemblies	3131	**2,071.47**	-		-		-	
Gaskets	3140	**12.50**	-		-		-	
Seals	3141	**3.90**	-		-		-	
Electronic components		**723.38**	**-**		**9.12**	**1.26%**	**-**	
Unspecified at family level		**86.19**	-		-		-	
Printed circuits and integrated cir	3210	**116.01**	-		-		-	
Passive discrete components	3212	**61.52**	-		9.12	14.83%	-	
Electronic hardware and component p	3213	**306.28**	-		-		-	
Automation control devices and comp	3215	**153.38**	-		-		-	
Electrical systems components		**62,510.46**	**49.40**	**0.08%**	**83.00**	**0.13%**	**4.05**	**0.01%**
Unspecified at family level		**51.30**	-		-		-	
Lamps and lightbulbs and lamp compo	3910	**28,891.68**	36.56	0.13%	54.55	0.19%	1.57	0.01%
Lighting Fixtures and Accessories	3911	**8,911.38**	2.41	0.03%	-		-	
Electrical equipment and components	3912	**21,770.09**	10.40	0.05%	28.45	0.13%	2.48	0.01%
Electrical wire management devices	3913	**2,886.01**	0.04	0.00%	-		-	
Distribution equipment		**39,384.95**	**36.03**	**0.09%**	**576.28**	**1.46%**	**-**	
Heating and ventilation and air cir	4010	**23,440.28**	27.96	0.12%	503.37	2.15%	-	
Fluid and gas distribution	4014	**428.87**	1.47	0.34%	6.39	1.49%	-	
Industrial pumps and compressors	4015	**10,833.96**	0.21	0.00%	57.25	0.53%	-	
Industrial filtering and purificati	4016	**1,263.17**	6.59	0.52%	9.28	0.73%	-	
Pipe piping and pipe fittings	4017	**3,401.40**	(0.21)	-0.01%	-		-	
Tubes tubing and tube fittings	4018	**17.26**	-		-		-	
Laboratory and testing equipment		**230,451.73**	**4.49**	**0.00%**	**40.28**	**0.02%**	**2.40**	**0.00%**
Unspecified at family level		**5,893.36**	-		-		-	
Laboratory and scientific equipment	4110	**144,731.13**	-		-		-	
Measuring and observing and testing	4111	**56,815.97**	4.49	0.01%	40.28	0.07%	2.40	0.00%
Laboratory supplies and fixtures	4112	**23,011.28**	-		-		-	
Medical equipment		**735,687.00**	**6.49**	**0.00%**	**9.54**	**0.00%**	**25.75**	**0.00%**
Unspecified at family level		**263,973.36**	-		-		-	
Veterinary equipment and supplies	4212	**6,334.51**	-		-		-	
Medical apparel and textiles	4213	**475.62**	-		-		-	
Patient care and treatment products	4214	**65,178.11**	0.21	0.00%	-		17.10	0.03%

Spend at family level (Thousand USD)	Family	Total	ECLAC	%	ESCAP	%	ESCWA	%
Dental equipment and supplies	4215	**286.87**	-		-		-	
Dialysis equipment and supplies	4216	**1.50**	-		-		-	
Mobile medical services products	4217	**83,664.59**	5.52	0.01%	-		5.25	0.01%
Patient exam and monitoring product	4218	**15,097.46**	-		6.36	0.04%	3.40	0.02%
Medical facility products	4219	**41,223.20**	-		-		-	
Medical diagnostic imaging and nucl	4220	**12,703.78**	-		-		-	
Independent living aids for the phy	4221	**18,732.49**	-		-		-	
Intravenous and arterial administra	4222	**178.57**	-		-		-	
Clinical nutrition	4223	**220,443.85**	-		-		-	
Orthopedic and prosthetic and sport	4224	**2,510.16**	-		-		-	
Physical and occupational therapy a	4225	**11.81**	-		-		-	
Postmortem and mortuary equipment a	4226	**0.60**	-		-		-	
Respiratory and anesthesia and resu	4227	**1,201.88**	-		-		-	
Medical cleaning and sterilization	4228	**760.77**	-		-		-	
Surgical products	4229	**928.70**	-		-		-	
Medical training and education supp	4230	**1,694.12**	-		-		-	
Wound care products	4231	**285.04**	0.76	0.27%	3.18	1.12%	-	
IT and communications equipment		**626,104.44**	**1,328.83**	**0.21%**	**890.68**	**0.14%**	**472.62**	**0.08%**
Unspecified at family level		**13,588.65**	-		-		-	
Communications Devices and Accessor	4319	**24,518.50**	23.46	0.10%	1.00	0.00%	13.08	0.05%
Components for information technolo	4320	**32,586.61**	144.14	0.44%	198.19	0.61%	4.52	0.01%
Computer Equipment and Accessories	4321	**336,560.44**	617.73	0.18%	554.67	0.16%	251.16	0.07%
Data Voice or Multimedia Network Eq	4322	**114,007.93**	441.92	0.39%	52.38	0.05%	44.79	0.04%
Software	4323	**104,842.31**	101.59	0.10%	84.43	0.08%	159.07	0.15%
Office equipment		**146,880.05**	**193.31**	**0.13%**	**76.11**	**0.05%**	**42.30**	**0.03%**
Unspecified at family level		**60,011.62**	-		-		-	
Office machines and their supplies	4410	**42,535.12**	159.29	0.37%	52.85	0.12%	31.95	0.08%
Office and desk accessories	4411	**5,818.01**	-		7.33	0.13%	-	
Office supplies	4412	**38,515.29**	34.02	0.09%	15.93	0.04%	10.35	0.03%
Printing, photo and AV equipment		**29,630.86**	**82.97**	**0.28%**	**649.13**	**2.19%**	**112.53**	**0.38%**
Unspecified at family level		**635.13**	-		-		-	
Printing and publishing equipment	4510	**3,727.99**	39.61	1.06%	-		41.89	1.12%
Audio and visual presentation and c	4511	**10,827.98**	11.37	0.11%	645.24	5.96%	70.09	0.65%
Photographic or filming or video eq	4512	**13,975.49**	31.99	0.23%	3.89	0.03%	0.55	0.00%
Photographic and recording media	4513	**259.79**	-		-		-	
Photographic filmmaking supplies	4514	**204.48**	-		-		-	
Security and safety equipment		**46,505.33**	**156.63**	**0.34%**	**82.40**	**0.18%**	**93.40**	**0.20%**
Unspecified at family level		**171.93**	-		-		-	
Light weapons and ammunition	4610	**9,664.44**	-		15.90	0.16%	8.80	0.09%
Conventional war weapons	4611	**5.39**	-		-		-	
Rockets and subsystems	4613	**0.65**	-		-		-	
Law enforcement	4615	**9,413.55**	-		-		-	
Public safety and control	4616	**519.92**	-		2.97	0.57%	-	
Security surveillance and detection	4617	**12,888.08**	110.58	0.86%	49.99	0.39%	72.96	0.57%
Personal safety and protection	4618	**7,450.99**	27.07	0.36%	1.37	0.02%	10.82	0.15%
Fire protection	4619	**2,017.19**	18.98	0.94%	11.81	0.59%	(0.51)	-0.03%
Defense and law enforcement and sec	4620	**129.30**	-		0.35	0.27%	1.33	1.03%
Workplace safety equipment and supp	4621	**1,311.23**	-		-		-	
Military weapon and ammunition disa	4622	**2,932.66**	-		-		-	
Cleaning equipment		**27,853.90**	**13.92**	**0.05%**	**0.38**	**0.00%**	**-**	
Unspecified at family level		**158.34**	-		-		-	
Water and wastewater treatment supp	4710	**13,668.98**	-		-		-	
Industrial laundry and dry cleaning	4711	**763.52**	-		-		-	
Janitorial equipment	4712	**1,293.36**	1.76	0.14%	0.38	0.03%	-	
Cleaning and janitorial supplies	4713	**11,969.71**	12.16	0.10%	-		-	
Services industry equipment		**23,093.57**	**6.81**	**0.03%**	**-**		**2.09**	**0.01%**
Unspecified at family level		**3.75**	-		-		-	
Institutional food services equipme	4810	**23,071.12**	6.81	0.03%	-		2.09	0.01%
Vending machines	4811	**5.79**	-		-		-	
Funeral equipment and materials	4813	**12.91**	-		-		-	
Sports and recreational equipment		**66,276.90**	**2.12**	**0.00%**	**-**		**-**	
Unspecified at family level		**93.54**	-		-		-	
Collectibles and awards	4910	**5,211.96**	2.12	0.04%	-		-	
Camping and outdoor equipment and a	4912	**58,078.14**	-		-		-	
Fishing and hunting equipment	4913	**145.26**	-		-		-	
Field and court sports equipment	4916	**452.81**	-		-		-	
Gymnastics and boxing equipment	4917	**70.66**	-		-		-	
Target and table games and equipmen	4918	**91.06**	-		-		-	
Fitness equipment	4920	**962.12**	-		-		-	
Other sports	4921	**88.46**	-		-		-	
Sports equipment and accessories	4922	**1,065.40**	-		-		-	
Recreation and playground and swimm	4924	**17.49**	-		-		-	
Food and beverage products		**1,893,768.83**	**18.81**	**0.00%**	**-**		**1.00**	**0.00%**
Unspecified at family level		**4,304.60**	-		-		-	
Nuts and seeds	5010	**670.59**	-		-		-	
Meat and poultry products	5011	**2,810.40**	-		-		-	
Seafood	5012	**4,941.36**	-		-		-	
Dairy products and eggs	5013	**36,397.59**	-		-		-	
Edible oils and fats	5015	**178,857.76**	-		-		-	
Chocolate and sugars and sweeteners	5016	**38,589.77**	-		-		-	
Seasonings and preservatives	5017	**3,802.14**	-		-		-	
Bread and bakery products	5018	**6,220.40**	-		-		-	
Prepared and preserved foods	5019	**410,790.67**	17.75	0.00%	-		-	
Beverages	5020	**2,505.14**	1.06	0.04%	-		1.00	0.04%
Tobacco and smoking products and su	5021	**2.32**	-		-		-	

Spend at family level (Thousand USD)	Family	Total	ECLAC	%	ESCAP	%	ESCWA	%
Cereal and pulse products	5022	**640,320.69**	-		-		-	
Fresh fruits	5030	**140.65**	-		-		-	
Organic fresh fruits	5031	**22.29**	-		-		-	
Dried fruit	5032	**614.74**	-		-		-	
Frozen fruit	5034	**4.43**	-		-		-	
Canned or jarred organic fruit	5037	**8.08**	-		-		-	
Fresh fruit purees	5038	**3.95**	-		-		-	
Fresh vegetables	5040	**242,104.62**	-		-		-	
Dried vegetables	5042	**11,388.86**	-		-		-	
Canned or jarred vegetables	5046	**1,553.91**	-		-		-	
Nutritional supplements	5050	**307,713.87**	-		-		-	
Pharmaceuticals, contraceptives, vaccines		**2,641,368.85**	**1.42**	**0.00%**	**20.06**	**0.00%**	**14.76**	**0.00%**
Unspecified at family level		**1,586,924.47**	-		-		-	
Amebicides and trichomonacides and	5110	**137,796.03**	-		2.90	0.00%	-	
Antiarrythmics and antianginals and	5112	**741.70**	-		-		-	
Hematolic drugs	5113	**5,303.12**	-		-		-	
Central nervous system drugs	5114	**1,163.92**	0.46	0.04%	6.38	0.55%	10.49	0.90%
Autonomic nervous system drugs	5115	**145.31**	-		-		-	
Drugs affecting the respiratory tra	5116	**3,864.91**	-		-		-	
Drugs affecting the gastrointestina	5117	**395.94**	-		-		-	
Hormones and hormone antagonists	5118	**120,553.14**	-		-		-	
Agents affecting water and electrol	5119	**3,543.99**	-		-		-	
Immunomodulating drugs	5120	**601,757.54**	0.95	0.00%	10.79	0.00%	0.80	0.00%
Drugs affecting the ears, eye, nose	5124	**404.77**	-		-		3.47	0.86%
Anaesthetic drugs and related adjun	5127	**17.62**	-		-		-	
Antibacterials	5128	**6,893.71**	-		-		-	
Antifungal drugs	5130	**833.90**	-		-		-	
Antihistamines or H1 blockers	5131	**2.02**	-		-		-	
Antipsychotics	5133	**19.86**	-		-		-	
Antiviral drugs	5134	**46,048.43**	-		-		-	
Estrogens and progestins and intern	5135	**121,182.54**	-		-		-	
Controlled substance analgesics	5137	**37.60**	-		-		-	
Nonsteroidal anti inflammatory drug	5138	**1.34**	-		-		-	
Vasodilators	5141	**2.70**	-		-		-	
Corticosteroids	5142	**27.57**	-		-		-	
Antihypertensive drugs	5143	**3,407.18**	-		-		-	
Radiopharmaceuticals and contrast m	5144	**95.27**	-		-		-	
Anthelmintics	5145	**138.70**	-		-		-	
Antiseptics	5147	**65.57**	-		-		-	
Domestic appliances and electronics		**128,602.34**	**30.72**	**0.02%**	**128.45**	**0.10%**	**6.75**	**0.01%**
Unspecified at family level		**4,331.40**	-		-		-	
Floor coverings	5210	**198.29**	11.66	5.88%	-		-	
Bedclothes and table and kitchen li	5212	**50,057.83**	3.04	0.01%	-		-	
Window treatments	5213	**868.75**	-		3.09	0.36%	-	
Domestic appliances	5214	**43,011.17**	0.04	0.00%	-		-	
Domestic kitchenware and kitchen su	5215	**17,560.24**	-		-		-	
Consumer electronics	5216	**12,574.67**	15.98	0.13%	125.37	1.00%	6.75	0.05%
Apparel, luggage and personal care		**126,776.03**	**65.18**	**0.05%**	**33.01**	**0.03%**	**50.08**	**0.04%**
Unspecified at family level		**35,716.66**	-		-		-	
Clothing	5310	**42,184.49**	61.69	0.15%	25.60	0.06%	50.08	0.12%
Footwear	5311	**5,824.96**	-		-		-	
Luggage and handbags and packs and	5312	**307.96**	3.11	1.01%	7.41	2.41%	-	
Personal care products	5313	**42,724.69**	0.38	0.00%	-		-	
Sewing supplies and accessories	5314	**17.26**	-		-		-	
Timepieces, jewelry and gemstones		**47.40**	**-**		**9.89**	**20.86%**	**-**	
Unspecified at family level		**31.93**	-		9.89	30.97%	-	
Timepieces	5411	**15.47**	-		-		-	
Published products		**81,058.05**	**98.65**	**0.12%**	**33.77**	**0.04%**	**110.86**	**0.14%**
Unspecified at family level		**49,393.86**	0.35	0.00%	-		-	
Printed media	5510	**24,835.41**	53.69	0.22%	12.90	0.05%	9.52	0.04%
Electronic reference material	5511	**1,042.34**	27.20	2.61%	4.05	0.39%	100.54	9.65%
Signage and accessories	5512	**5,786.43**	17.41	0.30%	16.82	0.29%	0.80	0.01%
Furniture		**64,564.13**	**146.64**	**0.23%**	**235.50**	**0.36%**	**18.20**	**0.03%**
Unspecified at family level		**2,838.80**	-		-		-	
Accommodation furniture	5610	**50,028.85**	63.46	0.13%	20.70	0.04%	0.94	0.00%
Commercial and industrial furniture	5611	**8,232.71**	78.24	0.95%	213.64	2.59%	17.26	0.21%
Classroom and instructional and ins	5612	**3,038.85**	-		-		-	
Merchandising furniture and accesso	5613	**240.44**	4.94	2.05%	1.16	0.48%	-	
Decorative adornments	5614	**184.48**	-		-		-	
Musical instruments and arts and crafts		**90,178.21**	**-**		**1.14**	**0.00%**	**-**	
Unspecified at family level		**78,654.73**	-		1.14	0.00%	-	
Developmental and professional teac	6010	**10,604.07**	-		-		-	
Classroom decoratives and supplies	6011	**309.64**	-		-		-	
Arts and crafts equipment and acces	6012	**228.60**	-		-		-	
Musical Instruments and parts and a	6013	**376.42**	-		-		-	
Toys and games	6014	**4.74**	-		-		-	
Financial instruments products		**250.22**	**-**		**-**		**-**	
Unspecified at family level		**0.01**	-		-		-	
Securities	6411	**4.39**	-		-		-	
Insurable interest contracts	6412	**16.29**	-		-		-	
General agreements and contracts	6413	**229.53**	-		-		-	
Farming, fishing, forestry services		**33,059.42**	**0.13**	**0.00%**	**0.61**	**0.00%**	**11.46**	**0.03%**
Unspecified at family level		**67.58**	0.13	0.19%	0.61	0.91%	11.46	16.96%

Spend at family level (Thousand USD)	Family	Total	ECLAC	%	ESCAP	%	ESCWA	%
Fisheries and aquaculture	7010	**1,133.36**	-		-		-	
Horticulture	7011	**7,044.89**	-		-		-	
Livestock services	7012	**1,894.40**	-		-		-	
Land and soil preparation and manag	7013	**422.14**	-		-		-	
Crop production and management and	7014	**1,691.51**	-		-		-	
Forestry	7015	**2,684.91**	-		-		-	
Wildlife and flora	7016	**527.88**	-		-		-	
Water resources development and ove	7017	**17,592.73**	-		-		-	
Mining, oil and gas services		**1,190.56**	**-**		**-**		**-**	
Mining services	7110	**10.98**	-		-		-	
Oil and gas exploration services	7111	**6.38**	-		-		-	
Well drilling and construction serv	7112	**423.03**	-		-		-	
Oil and gas data management and pro	7115	**739.72**	-		-		-	
Oil and gas well project management	7116	**10.44**	-		-		-	
Building and maintenance services		**1,302,987.43**	**2,182.57**	**0.17%**	**2,565.59**	**0.20%**	**792.14**	**0.06%**
Unspecified at family level		**248,129.38**	709.86	0.29%	79.95	0.03%	3.50	0.00%
Building and facility maintenance a	7210	**572,229.82**	278.27	0.05%	1,059.57	0.19%	697.31	0.12%
Residential building construction s	7211	**24,637.86**	-		-		-	
Nonresidential building constructio	7212	**229,589.33**	318.31	0.14%	341.40	0.15%	-	
Heavy construction services	7214	**71,326.56**	-		-		-	
Specialized trade construction and	7215	**157,074.48**	876.12	0.56%	1,084.66	0.69%	91.33	0.06%
Industrial manufacturing services		**73,032.43**	**155.74**	**0.21%**	**302.30**	**0.41%**	**253.42**	**0.35%**
Unspecified at family level		**170.52**	-		-		-	
Plastic and chemical industries	7310	**820.95**	-		-		-	
Wood and paper industries	7311	**112.18**	-		-		-	
Metal and mineral industries	7312	**21.25**	-		-		-	
Food and beverage industries	7313	**481.24**	-		-		-	
Fibers and textiles and fabric indu	7314	**169.66**	16.28	9.60%	0.24	0.14%	-	
Manufacturing support services	7315	**28,875.72**	139.47	0.48%	302.06	1.05%	253.42	0.88%
Machinery and transport equipment m	7316	**62.26**	-		-		-	
Manufacture of electrical goods and	7317	**29.00**	-		-		-	
Machining and processing services	7318	**42,289.65**	-		-		-	
Industrial cleaning services		**93,509.67**	**620.32**	**0.66%**	**27.59**	**0.03%**	**226.65**	**0.24%**
Unspecified at family level		**656.28**	-		-		-	
Decontamination services	7610	**1,162.38**	-		-		-	
Cleaning and janitorial services	7611	**74,584.72**	612.72	0.82%	24.09	0.03%	223.65	0.30%
Refuse disposal and treatment	7612	**13,375.67**	7.60	0.06%	3.50	0.03%	3.00	0.02%
Toxic and hazardous waste cleanup	7613	**3,730.63**	-		-		-	
Environmental services		**93,142.64**	**-**		**-**		**-**	
Unspecified at family level		**585.98**	-		-		-	
Environmental management	7710	**71,821.56**	-		-		-	
Environmental protection	7711	**11,264.91**	-		-		-	
Pollution tracking and monitoring a	7712	**7,946.40**	-		-		-	
Pollutants tracking and monitoring	7713	**1,523.79**	-		-		-	
Transportation, storage, mail services		**2,323,126.23**	**169.86**	**0.01%**	**164.64**	**0.01%**	**74.35**	**0.00%**
Unspecified at family level		**159,440.80**	-		-		-	
Mail and cargo transport	7810	**1,065,640.63**	145.86	0.01%	98.73	0.01%	50.38	0.00%
Passenger transport	7811	**644,232.06**	4.62	0.00%	25.40	0.00%	6.16	0.00%
Material packing and handling	7812	**28,509.73**	-		-		-	
Storage	7813	**63,027.93**	8.53	0.01%	16.50	0.03%	-	
Transport services	7814	**328,243.09**	2.80	0.00%	0.26	0.00%	3.59	0.00%
Transportation repair or maintenanc	7818	**34,031.99**	8.05	0.02%	23.75	0.07%	14.21	0.04%
Management and admin services		**1,809,281.45**	**1,592.86**	**0.09%**	**1,103.63**	**0.06%**	**144.61**	**0.01%**
Unspecified at family level		**208,588.42**	-		6.44	0.00%	-	
Management advisory services	8010	**307,937.35**	3.00	0.00%	267.26	0.09%	24.00	0.01%
Human resources services	8011	**126,426.13**	-		94.93	0.08%	-	
Legal services	8012	**9,301.45**	-		-		-	
Real estate services	8013	**370,614.29**	1,465.85	0.40%	415.96	0.11%	14.66	0.00%
Marketing and distribution	8014	**90,915.85**	9.80	0.01%	-		19.68	0.02%
Trade policy and services	8015	**4,673.95**	-		-		-	
Business administration services	8016	**682,227.22**	114.21	0.02%	319.05	0.05%	86.26	0.01%
Public relations and professional c	8017	**8,596.80**	-		-		-	
Engineering and research services		**1,279,417.52**	**733.45**	**0.06%**	**1,636.24**	**0.13%**	**520.61**	**0.04%**
Unspecified at family level		**170,466.91**	-		-		-	
Professional engineering services	8110	**376,795.77**	23.39	0.01%	304.58	0.08%	(44.77)	-0.01%
Computer services	8111	**455,102.41**	673.00	0.15%	1,262.85	0.28%	430.38	0.09%
Economics	8112	**5,134.64**	-		-		-	
Statistics	8113	**15,079.89**	15.10	0.10%	-		25.00	0.17%
Manufacturing technologies	8114	**80,829.43**	-		-		-	
Earth science services	8115	**6,522.04**	0.74	0.01%	0.58	0.01%	-	
Information Technology Service Deli	8116	**169,331.15**	21.22	0.01%	68.23	0.04%	110.00	0.06%
Biological science services	8117	**155.29**	-		-		-	
Editorial, design, graphic services		**281,753.99**	**27.15**	**0.01%**	**128.38**	**0.05%**	**55.00**	**0.02%**
Unspecified at family level		**51,986.33**	-		-		-	
Advertising	8210	**11,871.33**	8.18	0.07%	52.64	0.44%	0.88	0.01%
Writing and translations	8211	**130,705.23**	13.00	0.01%	68.63	0.05%	0.41	0.00%
Reproduction services	8212	**60,784.02**	-		-		-	
Photographic services	8213	**6,948.54**	5.96	0.09%	7.10	0.10%	38.50	0.55%
Graphic design	8214	**18,839.53**	-		-		15.21	0.08%
Professional artists and performers	8215	**600.14**	-		-		-	
Film and theater production support	8216	**18.88**	-		-		-	
Public sector related services		**182,009.85**	**1,079.07**	**0.59%**	**1,643.02**	**0.90%**	**721.47**	**0.40%**
Unspecified at family level		**111.01**	-		-		-	
Utilities	8310	**107,977.33**	606.20	0.56%	1,066.00	0.99%	517.33	0.48%
Telecommunications media services	8311	**46,066.71**	214.49	0.47%	448.21	0.97%	198.72	0.43%

Spend at family level (Thousand USD)	Family	Total	ECLAC	%	ESCAP	%	ESCWA	%
Information services	**8312**	**27,854.80**	**258.38**	**0.93%**	**128.81**	**0.46%**	**5.41**	**0.02%**
Financial and insurance services		**438,376.64**	23.47	0.01%	73.89	0.02%	21.39	0.00%
Unspecified at family level		**237,173.36**	-		-		10.00	0.00%
Development finance	8410	**63,291.74**	-		-		-	
Accounting and bookkeeping services	8411	**50,280.58**	-		-		-	
Banking and investment	8412	**28,044.26**	-		2.47	0.01%	-	
Insurance and retirement services	8413	**58,872.59**	23.47	0.04%	71.41	0.12%	11.39	0.02%
Credit agencies	8414	**714.12**	-		-		-	
Healthcare services		**347,667.61**	**5.97**	**0.00%**	**3.13**	**0.00%**	**4.35**	**0.00%**
Unspecified at family level		**12,859.12**	-		-		-	
Comprehensive health services	8510	**278,860.49**	-		-		-	
Disease prevention and control	8511	**22,014.91**	-		-		-	
Medical practice	8512	**26,575.38**	4.13	0.02%	-		4.35	0.02%
Medical science research and experi	8513	**374.54**	-		-		-	
Food and nutrition services	8515	**4,927.25**	-		-		-	
Medical Surgical Equipment Maintena	8516	**84.86**	1.83	2.16%	3.13	3.69%	-	
Death and dying support services	8517	**1,894.58**	-		-		-	
Diagnoses of infectious and parasit	8521	**76.12**	-		-		-	
Diagnoses of diseases of the muscul	8537	**0.34**	-		-		-	
Education and training services		**221,693.51**	**45.02**	**0.02%**	**44.14**	**0.02%**	**127.72**	**0.06%**
Unspecified at family level		**15,008.41**	-		-		-	
Vocational training	8610	**141,685.45**	44.01	0.03%	44.14	0.03%	61.95	0.04%
Alternative educational systems	8611	**3,646.70**	-		-		22.00	0.60%
Educational institutions	8612	**839.32**	-		-		-	
Specialized educational services	8613	**48,348.15**	1.01	0.00%	-		43.77	0.09%
Educational facilities	8614	**12,165.49**	-		-		-	
Travel, food and lodging		**558,978.93**	**4,408.87**	**0.79%**	**2,537.40**	**0.45%**	**1,966.34**	**0.35%**
Unspecified at family level		**79,665.25**	-		102.21	0.13%	-	
Restaurants and catering	9010	**63,503.07**	399.05	0.63%	502.23	0.79%	378.69	0.60%
Hotels and lodging and meeting faci	9011	**209,099.16**	70.31	0.03%	475.37	0.23%	(0.04)	0.00%
Travel facilitation	9012	**205,244.42**	3,939.51	1.92%	1,457.59	0.71%	1,587.68	0.77%
Performing arts	9013	**12.49**	-		-		-	
Commercial sports	9014	**154.13**	-		-		-	
Entertainment services	9015	**1,300.41**	-		-		-	
Personal and domestic services		**2,234.32**	**6.81**	**0.30%**	**6.94**	**0.31%**	**11.36**	**0.51%**
Unspecified at family level		**18.40**	-		-		-	
Personal appearance	9110	**21.83**	-		-		-	
Domestic and personal assistance	9111	**2,194.09**	6.81	0.31%	6.94	0.32%	11.36	0.52%
Public order and security services		**321,233.13**	**199.12**	**0.06%**	**85.13**	**0.03%**	**187.57**	**0.06%**
Unspecified at family level		**35,576.53**	-		-		-	
Public order and safety	9210	**10,651.12**	-		-		-	
Military services and national defe	9211	**110,964.67**	-		-		-	
Security and personal safety	9212	**164,040.81**	199.12	0.12%	85.13	0.05%	187.57	0.11%
Politics and civic affairs services		**304,187.52**	**-**		**26.39**	**0.01%**	**-**	
Unspecified at family level		**1,073.85**	-		26.39	2.46%	-	
Political systems and institutions	9310	**657.01**	-		-		-	
Socio political conditions	9311	**0.15**	-		-		-	
International relations	9312	**61,148.50**	-		-		-	
Humanitarian aid and relief	9313	**130,984.79**	-		-		-	
Community and social services	9314	**64,793.18**	-		-		-	
Public administration and finance s	9315	**41,029.66**	-		-		-	
Taxation	9316	**1,015.60**	-		-		-	
Trade policy and regulation	9317	**3,484.80**	-		-		-	
Organizations and clubs		**23,695.20**	**-**		**1.67**	**0.01%**	**43.03**	**0.18%**
Unspecified at family level		**146.61**	-		1.67	1.14%	43.03	29.35%
Work related organizations	9410	**6,986.59**	-		-		-	
Civic organizations and association	9413	**16,562.00**	-		-		-	
Land, building and structures		**125,368.83**	**-**		**-**		**92.39**	**0.07%**
Land parcels	9510	**20.44**	-		-		-	
Permanent buildings and structures	9512	**22,142.25**	-		-		-	
Portable buildings and structures	9513	**35,107.01**	-		-		92.39	0.26%
Prefabricated buildings and structu	9514	**68,099.12**	-		-		-	

Spend at family level (Thousand USD)	Family	Total	FAO	%	IAEA	%	IFAD	%
Live plant and animal material		**83,338.40**	**65,178.61**	**78.21%**	**-**		**0.44**	**0.00%**
Unspecified at family level		**2,411.93**	-		-		-	
Live animals	1010	**11,198.91**	9,079.23	81.07%	-		0.44	0.00%
Animal feed	1012	**11,956.56**	11,578.90	96.84%	-		-	
Animal containment and habitats	1013	**1,409.97**	1,075.50	76.28%	-		-	
Seeds and bulbs and seedlings and c	1015	**34,917.94**	33,542.46	96.06%	-		-	
Floriculture and silviculture produ	1016	**3,384.48**	565.14	16.70%	-		-	
Fertilizers and plant nutrients and	1017	**14,573.02**	8,387.33	57.55%	-		-	
Pest control products	1019	**3,467.31**	950.05	27.40%	-		-	
Live plants of high species or vari	1021	**12.19**	-		-		-	
Live plants of low species or varie	1022	**3.14**	-		-		-	
Fresh cut floral bouquets	1034	**2.94**	-		-		-	
Mineral and textile materials		**13,468.08**	**161.78**	**1.20%**	**-**		**-**	
Unspecified at family level		**-3.76**	-		-		-	
Minerals and ores and metals	1110	**421.79**	-		-		-	
Earth and stone	1111	**7,940.63**	45.67	0.58%	-		-	
Non edible plant and forestry produ	1112	**4,352.47**	101.04	2.32%	-		-	
Non edible animal products	1113	**22.41**	15.07	67.26%	-		-	
Scrap and waste materials	1114	**6.02**	-		-		-	
Fibers and threads and yarns	1115	**256.52**	-		-		-	
Fabrics and leather materials	1116	**469.63**	-		-		-	
Alloys	1117	**1.14**	-		-		-	
Metal waste scrap and by products	1119	**1.24**	-		-		-	
Chemicals		**8,360.18**	**-**		**1,018.11**	**12.18%**	**-**	
Unspecified at family level		**479.19**	-		-		-	
Explosive materials	1213	**424.53**	-		-		-	
Elements and gases	1214	**6,156.38**	-		1,018.11	16.54%	-	
Additives	1216	**842.03**	-		-		-	
Colorants	1217	**36.25**	-		-		-	
Waxes and oils	1218	**376.04**	-		-		-	
Solvents	1219	**3.03**	-		-		-	
Compounds and mixtures	1235	**42.72**	-		-		-	
Resin, rubber, elastomeric material		**294.08**	**201.67**	**68.57%**	**-**		**-**	
Unspecified at family level		**30.32**	-		-		-	
Rubber and elastomers	1310	**29.34**	-		-		-	
Resins and rosins and other resin d	1311	**234.42**	201.67	86.03%	-		-	
Paper materials and products		**12,529.34**	**331.61**	**2.65%**	**38.29**	**0.31%**	**82.69**	**0.66%**
Unspecified at family level		**1,403.60**	-		-		-	
Paper materials	1410	**333.08**	-		-		-	
Paper products	1411	**10,028.14**	291.77	2.91%	38.29	0.38%	82.69	0.82%
Industrial use papers	1412	**764.52**	39.83	5.21%	-		-	
Fuels and lubricants etc.		**611,690.77**	**1,642.45**	**0.27%**	**-**		**-**	
Unspecified at family level		**10,046.90**	-		-		-	
Fuels	1510	**598,349.29**	1,574.97	0.26%	-		-	
Gaseous fuels and additives	1511	**276.68**	-		-		-	
Lubricants and oils and greases and	1512	**3,017.89**	67.47	2.24%	-		-	
Mining and well drilling equipment		**6,025.39**	**146.39**	**2.43%**	**-**		**-**	
Mining and quarrying machinery and	2010	**2,050.05**	-		-		-	
Well drilling and operation equipme	2011	**1,535.96**	146.39	9.53%	-		-	
Oil and gas drilling and exploratio	2012	**2,342.99**	-		-		-	
Oil and gas operating and productio	2014	**96.39**	-		-		-	
Farming, fishing equipment		**40,332.85**	**15,433.06**	**38.26%**	**1,279.25**	**3.17%**	**-**	
Unspecified at family level		**63.34**	-		-		-	
Agricultural and forestry and lands	2110	**32,545.54**	8,945.83	27.49%	1,279.25	3.93%	-	
Fishing and aquaculture equipment	2111	**7,723.98**	6,487.23	83.99%	-		-	
Building and construction machinery		**11,779.89**	**-**		**-**		**-**	
Unspecified at family level		**5,123.70**	-		-		-	
Heavy construction machinery and eq	2210	**6,656.19**	-		-		-	
Industrial manufacturing machinery		**13,603.04**	**1,015.65**	**7.47%**	**338.42**	**2.49%**	**-**	
Unspecified at family level		**398.39**	-		-		-	
Raw materials processing machinery	2310	**1,815.26**	-		-		-	
Petroleum processing machinery	2311	**30.00**	-		-		-	
Textile and fabric machinery and ac	2312	**1,556.87**	-		-		-	
Lapidary machinery and equipment	2313	**31.11**	-		-		-	
Leatherworking repairing machinery	2314	**535.51**	-		-		-	
Industrial process machinery and eq	2315	**2,924.64**	61.09	2.09%	-		-	
Foundry machines and equipment and	2316	**5.80**	-		-		-	
Industrial food and beverage equipm	2318	**1,171.89**	954.56	81.46%	-		-	
Mixers and their parts and accessor	2319	**7.47**	-		-		-	
Mass transfer equipment	2320	**160.53**	-		-		-	
Electronic manufacturing machinery	2321	**62.31**	-		-		-	
Chicken processing machinery and eq	2322	**1.93**	-		-		-	
Sawmilling and lumber processing ma	2323	**40.89**	-		-		-	
Metal cutting machinery and accesso	2324	**2,219.81**	-		338.42	15.25%	-	
Metal forming machinery and accesso	2325	**449.49**	-		-		-	
Rapid prototyping machinery and acc	2326	**22.20**	-		-		-	
Welding and soldering and brazing m	2327	**155.83**	-		-		-	
Metal treatment machinery	2328	**41.12**	-		-		-	
Industrial machine tools	2329	**1,943.67**	-		-		-	
Wire machinery and equipment	2330	**28.33**	-		-		-	
Material handling machinery		**84,770.84**	**3,087.58**	**3.64%**	**28.31**	**0.03%**	**-**	
Unspecified at family level		**11,920.30**	-		-		-	
Material handling machinery and equ	2410	**11,662.01**	46.18	0.40%	28.31	0.24%	-	
Containers and storage	2411	**40,875.67**	2,424.97	5.93%	-		-	
Packaging materials	2412	**3,245.71**	238.69	7.35%	-		-	

Spend at family level (Thousand USD)	Family	Total	FAO	%	IAEA	%	IFAD	%
Industrial refrigeration	2413	**6,185.05**	361.61	5.85%	-		-	
Packing supplies	2414	**10,882.10**	16.13	0.15%	-		-	
Motor vehicles and parts		**443,128.27**	**13,492.86**	**3.04%**	**185.18**	**0.04%**	**197.42**	**0.04%**
Unspecified at family level		**20,278.15**	-		-		-	
Motor vehicles	2510	**359,951.08**	12,466.89	3.46%	185.18	0.05%	197.42	0.05%
Marine transport	2511	**5,392.06**	175.22	3.25%	-		-	
Railway and tramway machinery and e	2512	**61.21**	-		-		-	
Aircraft	2513	**614.53**	1.90	0.31%	-		-	
Spacecraft	2515	**0.07**	-		-		-	
Non motorized cycles	2516	**1,160.93**	148.09	12.76%	-		-	
Transportation components and syste	2517	**40,117.95**	681.73	1.70%	-		-	
Vehicle bodies and trailers	2518	**3,957.32**	19.04	0.48%	-		-	
Transportation services equipment	2519	**11,579.14**	-		-		-	
Aerospace systems and components an	2520	**15.83**	-		-		-	
Power generation machinery		**106,646.24**	**1,180.26**	**1.11%**	**5,505.05**	**5.16%**	**2.88**	**0.00%**
Unspecified at family level		**2.06**	-		-		-	
Power sources	2610	**9,441.25**	223.41	2.37%	-		1.90	0.02%
Batteries and generators and kineti	2611	**67,174.57**	842.08	1.25%	-		0.98	0.00%
Electrical wire and cable and harne	2612	**6,613.93**	114.77	1.74%	-		-	
Power generation	2613	**17,909.39**	-		-		-	
Atomic and nuclear energy machinery	2614	**5,505.05**	-		5,505.05	100.00%	-	
Tools and general machinery		**133,979.47**	**8,985.68**	**6.71%**	**-**		**-**	
Unspecified at family level		**111,770.66**	-		-		-	
Hand tools	2711	**21,295.71**	8,985.68	42.19%	-		-	
Hydraulic machinery and equipment	2712	**548.69**	-		-		-	
Pneumatic machinery and equipment	2713	**129.78**	-		-		-	
Automotive specialty tools	2714	**234.63**	-		-		-	
Structures, construction components		**155,715.89**	**4,299.48**	**2.76%**	**-**		**14.99**	**0.01%**
Unspecified at family level		**78,988.75**	-		-		12.36	0.02%
Structural components and basic sha	3010	**6,617.42**	59.55	0.90%	-		-	
Concrete and cement and plaster	3011	**5,976.89**	306.54	5.13%	-		-	
Roads and landscape	3012	**5,802.32**	-		-		-	
Structural building products	3013	**11,782.85**	2,994.37	25.41%	-		-	
Insulation	3014	**511.96**	-		-		-	
Exterior finishing materials	3015	**12,741.36**	202.35	1.59%	-		-	
Interior finishing materials	3016	**2,624.15**	73.02	2.78%	-		-	
Doors and windows and glass	3017	**2,867.12**	69.86	2.44%	-		-	
Plumbing fixtures	3018	**1,313.31**	34.53	2.63%	-		2.63	0.20%
Construction and maintenance suppor	3019	**1,527.65**	0.77	0.05%	-		-	
Portable Structure Building Compone	3024	**405.37**	-		-		-	
Structural materials	3026	**24,556.73**	558.49	2.27%	-		-	
Manufacturing components		**8,425.01**	**254.07**	**3.02%**	**-**		**14.29**	**0.17%**
Unspecified at family level		**12.04**	-		-		12.04	100.00%
Moldings	3114	**11.79**	-		-		-	
Rope and chain and cable and wire a	3115	**1,297.23**	124.80	9.62%	-		-	
Hardware	3116	**1,003.54**	100.55	10.02%	-		2.25	0.22%
Bearings and bushings and wheels an	3117	**58.32**	-		-		-	
Grinding and polishing and smoothin	3119	**11.55**	-		-		-	
Adhesives and sealants	3120	**364.39**	2.42	0.66%	-		-	
Paints and primers and finishes	3121	**903.95**	26.30	2.91%	-		-	
Industrial optics	3124	**8.24**	-		-		-	
Pneumatic and hydraulic and electri	3125	**2,556.54**	-		-		-	
Housings and cabinets and casings	3126	**109.56**	-		-		-	
Fabricated pipe assemblies	3131	**2,071.47**	-		-		-	
Gaskets	3140	**12.50**	-		-		-	
Seals	3141	**3.90**	-		-		-	
Electronic components		**723.38**	**-**		**-**		**16.73**	**2.31%**
Unspecified at family level		**86.19**	-		-		-	
Printed circuits and integrated cir	3210	**116.01**	-		-		16.73	14.42%
Passive discrete components	3212	**61.52**	-		-		-	
Electronic hardware and component p	3213	**306.28**	-		-		-	
Automation control devices and comp	3215	**153.38**	-		-		-	
Electrical systems components		**62,510.46**	**530.77**	**0.85%**	**-**		**6.21**	**0.01%**
Unspecified at family level		**51.30**	-		-		1.13	2.20%
Lamps and lightbulbs and lamp compo	3910	**28,891.68**	39.87	0.14%	-		0.41	0.00%
Lighting Fixtures and Accessories	3911	**8,911.38**	15.01	0.17%	-		-	
Electrical equipment and components	3912	**21,770.09**	475.89	2.19%	-		4.68	0.02%
Electrical wire management devices	3913	**2,886.01**	-		-		-	
Distribution equipment		**39,384.95**	**2,509.96**	**6.37%**	**130.82**	**0.33%**	**0.91**	**0.00%**
Heating and ventilation and air cir	4010	**23,440.28**	742.34	3.17%	130.82	0.56%	0.91	0.00%
Fluid and gas distribution	4014	**428.87**	-		-		-	
Industrial pumps and compressors	4015	**10,833.96**	1,526.66	14.09%	-		-	
Industrial filtering and purificati	4016	**1,263.17**	-		-		-	
Pipe piping and pipe fittings	4017	**3,401.40**	240.96	7.08%	-		-	
Tubes tubing and tube fittings	4018	**17.26**	-		-		-	
Laboratory and testing equipment		**230,451.73**	**5,075.48**	**2.20%**	**41,079.29**	**17.83%**	**-**	
Unspecified at family level		**5,893.36**	-		-		-	
Laboratory and scientific equipment	4110	**144,731.13**	3,516.13	2.43%	2,612.32	1.80%	-	
Measuring and observing and testing	4111	**56,815.97**	1,116.85	1.97%	19,868.96	34.97%	-	
Laboratory supplies and fixtures	4112	**23,011.28**	442.50	1.92%	18,598.02	80.82%	-	
Medical equipment		**735,687.00**	**6,728.69**	**0.91%**	**10,230.14**	**1.39%**	**-**	
Unspecified at family level		**263,973.36**	-		-		-	
Veterinary equipment and supplies	4212	**6,334.51**	6,245.11	98.59%	-		-	
Medical apparel and textiles	4213	**475.62**	-		-		-	
Patient care and treatment products	4214	**65,178.11**	-		-		-	

Spend at family level (Thousand USD)	Family	Total	FAO	%	IAEA	%	IFAD	%
Dental equipment and supplies	4215	**286.87**	-		-		-	
Dialysis equipment and supplies	4216	**1.50**	-		-		-	
Mobile medical services products	4217	**83,664.59**	479.62	0.57%	-		-	
Patient exam and monitoring product	4218	**15,097.46**	-		-		-	
Medical facility products	4219	**41,223.20**	-		-		-	
Medical diagnostic imaging and nucl	4220	**12,703.78**	-		7,746.45	60.98%	-	
Independent living aids for the phy	4221	**18,732.49**	-		-		-	
Intravenous and arterial administra	4222	**178.57**	-		-		-	
Clinical nutrition	4223	**220,443.85**	-		-		-	
Orthopedic and prosthetic and sport	4224	**2,510.16**	-		2,483.69	98.95%	-	
Physical and occupational therapy a	4225	**11.81**	-		-		-	
Postmortem and mortuary equipment a	4226	**0.60**	-		-		-	
Respiratory and anesthesia and resu	4227	**1,201.88**	-		-		-	
Medical cleaning and sterilization	4228	**760.77**	3.97	0.52%	-		-	
Surgical products	4229	**928.70**	-		-		-	
Medical training and education supp	4230	**1,694.12**	-		-		-	
Wound care products	4231	**285.04**	-		-		-	
IT and communications equipment		**626,104.44**	**12,464.82**	**1.99%**	**16,175.36**	**2.58%**	**761.97**	**0.12%**
Unspecified at family level		**13,588.65**	-		-		60.41	0.44%
Communications Devices and Accessor	4319	**24,518.50**	389.05	1.59%	241.45	0.98%	10.14	0.04%
Components for information technolo	4320	**32,586.61**	145.99	0.45%	-		0.48	0.00%
Computer Equipment and Accessories	4321	**336,560.44**	8,744.26	2.60%	6,912.80	2.05%	673.61	0.20%
Data Voice or Multimedia Network Eq	4322	**114,007.93**	709.89	0.62%	1,041.03	0.91%	1.73	0.00%
Software	4323	**104,842.31**	2,475.62	2.36%	7,980.07	7.61%	15.61	0.01%
Office equipment		**146,880.05**	**3,891.66**	**2.65%**	**5,755.88**	**3.92%**	**145.38**	**0.10%**
Unspecified at family level		**60,011.62**	-		-		9.35	0.02%
Office machines and their supplies	4410	**42,535.12**	1,870.39	4.40%	5,755.88	13.53%	7.13	0.02%
Office and desk accessories	4411	**5,818.01**	5.77	0.10%	-		0.05	0.00%
Office supplies	4412	**38,515.29**	2,015.50	5.23%	-		128.86	0.33%
Printing, photo and AV equipment		**29,630.86**	**900.64**	**3.04%**	**-**		**315.93**	**1.07%**
Unspecified at family level		**635.13**	-		-		5.41	0.85%
Printing and publishing equipment	4510	**3,727.99**	46.89	1.26%	-		-	
Audio and visual presentation and c	4511	**10,827.98**	614.10	5.67%	-		272.86	2.52%
Photographic or filming or video eq	4512	**13,975.49**	239.65	1.71%	-		37.66	0.27%
Photographic and recording media	4513	**259.79**	-		-		-	
Photographic filmmaking supplies	4514	**204.48**	-		-		-	
Security and safety equipment		**46,505.33**	**2,213.71**	**4.76%**	**17.42**	**0.04%**	**10.59**	**0.02%**
Unspecified at family level		**171.93**	-		-		-	
Light weapons and ammunition	4610	**9,664.44**	-		-		-	
Conventional war weapons	4611	**5.39**	-		-		-	
Rockets and subsystems	4613	**0.65**	-		-		-	
Law enforcement	4615	**9,413.55**	566.64	6.02%	17.42	0.19%	10.59	0.11%
Public safety and control	4616	**519.92**	10.05	1.93%	-		-	
Security surveillance and detection	4617	**12,888.08**	201.97	1.57%	-		-	
Personal safety and protection	4618	**7,450.99**	1,396.44	18.74%	-		-	
Fire protection	4619	**2,017.19**	38.60	1.91%	-		-	
Defense and law enforcement and sec	4620	**129.30**	-		-		-	
Workplace safety equipment and supp	4621	**1,311.23**	-		-		-	
Military weapon and ammunition disa	4622	**2,932.66**	-		-		-	
Cleaning equipment		**27,853.90**	**107.54**	**0.39%**	**-**		**0.50**	**0.00%**
Unspecified at family level		**158.34**	-		-		-	
Water and wastewater treatment supp	4710	**13,668.98**	44.02	0.32%	-		-	
Industrial laundry and dry cleaning	4711	**763.52**	-		-		-	
Janitorial equipment	4712	**1,293.36**	63.52	4.91%	-		0.50	0.04%
Cleaning and janitorial supplies	4713	**11,969.71**	-		-		-	
Services industry equipment		**23,093.57**	**1,077.05**	**4.66%**	**-**		**2.81**	**0.01%**
Unspecified at family level		**3.75**	-		-		-	
Institutional food services equipme	4810	**23,071.12**	1,077.05	4.67%	-		2.81	0.01%
Vending machines	4811	**5.79**	-		-		-	
Funeral equipment and materials	4813	**12.91**	-		-		-	
Sports and recreational equipment		**66,276.90**	**134.56**	**0.20%**	**-**		**4.11**	**0.01%**
Unspecified at family level		**93.54**	-		-		-	
Collectibles and awards	4910	**5,211.96**	22.45	0.43%	-		1.84	0.04%
Camping and outdoor equipment and a	4912	**58,078.14**	112.11	0.19%	-		-	
Fishing and hunting equipment	4913	**145.26**	-		-		-	
Field and court sports equipment	4916	**452.81**	-		-		-	
Gymnastics and boxing equipment	4917	**70.66**	-		-		-	
Target and table games and equipmen	4918	**91.06**	-		-		-	
Fitness equipment	4920	**962.12**	-		-		2.27	0.24%
Other sports	4921	**88.46**	-		-		-	
Sports equipment and accessories	4922	**1,065.40**	-		-		-	
Recreation and playground and swimm	4924	**17.49**	-		-		-	
Food and beverage products		**1,893,768.83**	**257.48**	**0.01%**	**-**		**-**	
Unspecified at family level		**4,304.60**	-		-		-	
Nuts and seeds	5010	**670.59**	-		-		-	
Meat and poultry products	5011	**2,810.40**	-		-		-	
Seafood	5012	**4,941.36**	-		-		-	
Dairy products and eggs	5013	**36,397.59**	-		-		-	
Edible oils and fats	5015	**178,857.76**	-		-		-	
Chocolate and sugars and sweeteners	5016	**38,589.77**	-		-		-	
Seasonings and preservatives	5017	**3,802.14**	-		-		-	
Bread and bakery products	5018	**6,220.40**	-		-		-	
Prepared and preserved foods	5019	**410,790.67**	-		-		-	
Beverages	5020	**2,505.14**	-		-		-	
Tobacco and smoking products and su	5021	**2.32**	-		-		-	

Spend at family level (Thousand USD)	Family	Total	FAO	%	IAEA	%	IFAD	%
Cereal and pulse products	5022	**640,320.69**	-		-		-	
Fresh fruits	5030	**140.65**	-		-		-	
Organic fresh fruits	5031	**22.29**	-		-		-	
Dried fruit	5032	**614.74**	-		-		-	
Frozen fruit	5034	**4.43**	-		-		-	
Canned or jarred organic fruit	5037	**8.08**	-		-		-	
Fresh fruit purees	5038	**3.95**	-		-		-	
Fresh vegetables	5040	**242,104.62**	-		-		-	
Dried vegetables	5042	**11,388.86**	-		-		-	
Canned or jarred vegetables	5046	**1,553.91**	-		-		-	
Nutritional supplements	5050	**307,713.87**	257.48	0.08%	-		-	
Pharmaceuticals, contraceptives, vaccines		**2,641,368.85**	**11,946.74**	**0.45%**	**89.66**	**0.00%**	**-**	
Unspecified at family level		**1,586,924.47**	-		-		-	
Amebicides and trichomonacides and	5110	**137,796.03**	-		-		-	
Antiarrythmics and antianginals and	5112	**741.70**	-		-		-	
Hematolic drugs	5113	**5,303.12**	-		-		-	
Central nervous system drugs	5114	**1,163.92**	-		-		-	
Autonomic nervous system drugs	5115	**145.31**	-		-		-	
Drugs affecting the respiratory tra	5116	**3,864.91**	-		-		-	
Drugs affecting the gastrointestina	5117	**395.94**	-		-		-	
Hormones and hormone antagonists	5118	**120,553.14**	-		-		-	
Agents affecting water and electrol	5119	**3,543.99**	-		-		-	
Immunomodulating drugs	5120	**601,757.54**	11,946.74	1.99%	-		-	
Drugs affecting the ears, eye, nose	5124	**404.77**	-		-		-	
Anaesthetic drugs and related adjun	5127	**17.62**	-		-		-	
Antibacterials	5128	**6,893.71**	-		-		-	
Antifungal drugs	5130	**833.90**	-		-		-	
Antihistamines or H1 blockers	5131	**2.02**	-		-		-	
Antipsychotics	5133	**19.86**	-		-		-	
Antiviral drugs	5134	**46,048.43**	-		-		-	
Estrogens and progestins and intern	5135	**121,182.54**	-		-		-	
Controlled substance analgesics	5137	**37.60**	-		-		-	
Nonsteroidal anti inflammatory drug	5138	**1.34**	-		-		-	
Vasodilators	5141	**2.70**	-		-		-	
Corticosteroids	5142	**27.57**	-		-		-	
Antihypertensive drugs	5143	**3,407.18**	-		-		-	
Radiopharmaceuticals and contrast m	5144	**95.27**	-		89.66	94.11%	-	
Anthelmintics	5145	**138.70**	-		-		-	
Antiseptics	5147	**65.57**	-		-		-	
Domestic appliances and electronics		**128,602.34**	**1,129.62**	**0.88%**	**1,128.39**	**0.88%**	**68.51**	**0.05%**
Unspecified at family level		**4,331.40**	-		-		-	
Floor coverings	5210	**198.29**	-		-		-	
Bedclothes and table and kitchen li	5212	**50,057.83**	21.77	0.04%	-		0.53	0.00%
Window treatments	5213	**868.75**	22.62	2.60%	-		3.95	0.45%
Domestic appliances	5214	**43,011.17**	277.02	0.64%	-		0.88	0.00%
Domestic kitchenware and kitchen su	5215	**17,560.24**	53.02	0.30%	-		-	
Consumer electronics	5216	**12,574.67**	755.17	6.01%	1,128.39	8.97%	63.14	0.50%
Apparel, luggage and personal care		**126,776.03**	**554.25**	**0.44%**	**-**		**-**	
Unspecified at family level		**35,716.66**	-		-		-	
Clothing	5310	**42,184.49**	487.26	1.16%	-		-	
Footwear	5311	**5,824.96**	3.79	0.07%	-		-	
Luggage and handbags and packs and	5312	**307.96**	63.20	20.52%	-		-	
Personal care products	5313	**42,724.69**	-		-		-	
Sewing supplies and accessories	5314	**17.26**	-		-		-	
Timepieces, jewelry and gemstones		**47.40**	**-**		**-**		**-**	
Unspecified at family level		**31.93**	-		-		-	
Timepieces	5411	**15.47**	-		-		-	
Published products		**81,058.05**	**1,543.06**	**1.90%**	**1,190.12**	**1.47%**	**104.11**	**0.13%**
Unspecified at family level		**49,393.86**	-		-		-	
Printed media	5510	**24,835.41**	878.82	3.54%	1,190.12	4.79%	90.73	0.37%
Electronic reference material	5511	**1,042.34**	286.72	27.51%	-		-	
Signage and accessories	5512	**5,786.43**	377.52	6.52%	-		13.38	0.23%
Furniture		**64,564.13**	**1,997.10**	**3.09%**	**117.18**	**0.18%**	**169.05**	**0.26%**
Unspecified at family level		**2,838.80**	-		-		-	
Accommodation furniture	5610	**50,028.85**	1,670.06	3.34%	117.18	0.23%	164.51	0.33%
Commercial and industrial furniture	5611	**8,232.71**	38.71	0.47%	-		2.95	0.04%
Classroom and instructional and ins	5612	**3,038.85**	288.34	9.49%	-		-	
Merchandising furniture and accesso	5613	**240.44**	-		-		1.59	0.66%
Decorative adornments	5614	**184.48**	-		-		-	
Musical instruments and arts and crafts		**90,178.21**	**3.96**	**0.00%**	**-**		**-**	
Unspecified at family level		**78,654.73**	-		-		-	
Developmental and professional teac	6010	**10,604.07**	0.39	0.00%	-		-	
Classroom decoratives and supplies	6011	**309.64**	-		-		-	
Arts and crafts equipment and acces	6012	**228.60**	3.57	1.56%	-		-	
Musical Instruments and parts and a	6013	**376.42**	-		-		-	
Toys and games	6014	**4.74**	-		-		-	
Financial instruments products		**250.22**	**-**		**-**		**-**	
Unspecified at family level		**0.01**	-		-		-	
Securities	6411	**4.39**	-		-		-	
Insurable interest contracts	6412	**16.29**	-		-		-	
General agreements and contracts	6413	**229.53**	-		-		-	
Farming, fishing, forestry services		**33,059.42**	**13,348.23**	**40.38%**	**-**		**13.22**	**0.04%**
Unspecified at family level		**67.58**	-		-		-	

Spend at family level (Thousand USD)	Family	Total	FAO	%	IAEA	%	IFAD	%
Fisheries and aquaculture	7010	**1,133.36**	792.37	69.91%	-		-	
Horticulture	7011	**7,044.89**	41.66	0.59%	-		13.22	0.19%
Livestock services	7012	**1,894.40**	741.24	39.13%	-		-	
Land and soil preparation and manag	7013	**422.14**	40.83	9.67%	-		-	
Crop production and management and	7014	**1,691.51**	1,507.91	89.15%	-		-	
Forestry	7015	**2,684.91**	1,146.92	42.72%	-		-	
Wildlife and flora	7016	**527.88**	100.00	18.94%	-		-	
Water resources development and ove	7017	**17,592.73**	8,977.30	51.03%	-		-	
Mining, oil and gas services		**1,190.56**	**-**		**-**		**-**	
Mining services	7110	**10.98**	-		-		-	
Oil and gas exploration services	7111	**6.38**	-		-		-	
Well drilling and construction serv	7112	**423.03**	-		-		-	
Oil and gas data management and pro	7115	**739.72**	-		-		-	
Oil and gas well project management	7116	**10.44**	-		-		-	
Building and maintenance services		**1,302,987.43**	**23,930.56**	**1.84%**	**39,670.72**	**3.04%**	**1,332.88**	**0.10%**
Unspecified at family level		**248,129.38**	-		-		424.19	0.17%
Building and facility maintenance a	7210	**572,229.82**	9,327.24	1.63%	-		757.12	0.13%
Residential building construction s	7211	**24,637.86**	470.80	1.91%	-		-	
Nonresidential building constructio	7212	**229,589.33**	7,508.98	3.27%	24,850.53	10.82%	0.63	0.00%
Heavy construction services	7214	**71,326.56**	3,055.13	4.28%	-		-	
Specialized trade construction and	7215	**157,074.48**	3,568.41	2.27%	14,820.19	9.44%	150.94	0.10%
Industrial manufacturing services		**73,032.43**	**1.01**	**0.00%**	**-**		**0.10**	**0.00%**
Unspecified at family level		**170.52**	-		-		-	
Plastic and chemical industries	7310	**820.95**	-		-		-	
Wood and paper industries	7311	**112.18**	-		-		-	
Metal and mineral industries	7312	**21.25**	-		-		-	
Food and beverage industries	7313	**481.24**	1.01	0.21%	-		-	
Fibers and textiles and fabric indu	7314	**169.66**	-		-		-	
Manufacturing support services	7315	**28,875.72**	-		-		0.10	0.00%
Machinery and transport equipment m	7316	**62.26**	-		-		-	
Manufacture of electrical goods and	7317	**29.00**	-		-		-	
Machining and processing services	7318	**42,289.65**	-		-		-	
Industrial cleaning services		**93,509.67**	**3,733.28**	**3.99%**	**6,133.60**	**6.56%**	**709.20**	**0.76%**
Unspecified at family level		**656.28**	-		-		-	
Decontamination services	7610	**1,162.38**	-		-		-	
Cleaning and janitorial services	7611	**74,584.72**	2,506.86	3.36%	2,402.97	3.22%	709.20	0.95%
Refuse disposal and treatment	7612	**13,375.67**	1,226.42	9.17%	-		-	
Toxic and hazardous waste cleanup	7613	**3,730.63**	-		3,730.63	100.00%	-	
Environmental services		**93,142.64**	**563.64**	**0.61%**	**-**		**-**	
Unspecified at family level		**585.98**	-		-		-	
Environmental management	7710	**71,821.56**	536.14	0.75%	-		-	
Environmental protection	7711	**11,264.91**	-		-		-	
Pollution tracking and monitoring a	7712	**7,946.40**	27.50	0.35%	-		-	
Pollutants tracking and monitoring	7713	**1,523.79**	-		-		-	
Transportation, storage, mail services		**2,323,126.23**	**55,149.62**	**2.37%**	**1,533.29**	**0.07%**	**381.55**	**0.02%**
Unspecified at family level		**159,440.80**	-		-		63.58	0.04%
Mail and cargo transport	7810	**1,065,640.63**	13,493.06	1.27%	1,533.29	0.14%	71.81	0.01%
Passenger transport	7811	**644,232.06**	32,206.40	5.00%	-		215.69	0.03%
Material packing and handling	7812	**28,509.73**	123.49	0.43%	-		0.03	0.00%
Storage	7813	**63,027.93**	73.71	0.12%	-		-	
Transport services	7814	**328,243.09**	8,066.15	2.46%	-		21.23	0.01%
Transportation repair or maintenanc	7818	**34,031.99**	1,186.80	3.49%	-		9.22	0.03%
Management and admin services		**1,809,281.45**	**16,172.15**	**0.89%**	**4,870.89**	**0.27%**	**19,170.68**	**1.06%**
Unspecified at family level		**208,588.42**	-		-		-	
Management advisory services	8010	**307,937.35**	2,539.79	0.82%	3,221.58	1.05%	9,168.58	2.98%
Human resources services	8011	**126,426.13**	324.27	0.26%	211.53	0.17%	0.16	0.00%
Legal services	8012	**9,301.45**	152.51	1.64%	-		50.16	0.54%
Real estate services	8013	**370,614.29**	7,866.32	2.12%	964.92	0.26%	8,980.28	2.42%
Marketing and distribution	8014	**90,915.85**	3,388.69	3.73%	-		167.46	0.18%
Trade policy and services	8015	**4,673.95**	3.34	0.07%	-		-	
Business administration services	8016	**682,227.22**	1,147.20	0.17%	472.85	0.07%	551.59	0.08%
Public relations and professional c	8017	**8,596.80**	750.05	8.72%	-		252.46	2.94%
Engineering and research services		**1,279,417.52**	**21,204.66**	**1.66%**	**36,010.50**	**2.81%**	**7,634.90**	**0.60%**
Unspecified at family level		**170,466.91**	-		-		-	
Professional engineering services	8110	**376,795.77**	252.42	0.07%	10,287.31	2.73%	23.72	0.01%
Computer services	8111	**455,102.41**	18,927.20	4.16%	15,141.26	3.33%	6,342.96	1.39%
Economics	8112	**5,134.64**	10.22	0.20%	-		469.62	9.15%
Statistics	8113	**15,079.89**	145.33	0.96%	1,398.04	9.27%	200.05	1.33%
Manufacturing technologies	8114	**80,829.43**	1,468.68	1.82%	7,381.92	9.13%	-	
Earth science services	8115	**6,522.04**	158.21	2.43%	938.12	14.38%	-	
Information Technology Service Deli	8116	**169,331.15**	101.91	0.06%	863.85	0.51%	598.55	0.35%
Biological science services	8117	**155.29**	140.69	90.60%	-		-	
Editorial, design, graphic services		**281,753.99**	**8,264.95**	**2.93%**	**1,048.45**	**0.37%**	**1,266.81**	**0.45%**
Unspecified at family level		**51,986.33**	-		-		-	
Advertising	8210	**11,871.33**	354.64	2.99%	-		86.34	0.73%
Writing and translations	8211	**130,705.23**	1,529.60	1.17%	78.68	0.06%	395.27	0.30%
Reproduction services	8212	**60,784.02**	4,465.12	7.35%	65.13	0.11%	446.65	0.73%
Photographic services	8213	**6,948.54**	1,640.43	23.61%	904.64	13.02%	155.19	2.23%
Graphic design	8214	**18,839.53**	268.49	1.43%	-		172.79	0.92%
Professional artists and performers	8215	**600.14**	6.67	1.11%	-		10.56	1.76%
Film and theater production support	8216	**18.88**	-		-		-	
Public sector related services		**182,009.85**	**4,977.20**	**2.73%**	**808.78**	**0.44%**	**1,191.06**	**0.65%**
Unspecified at family level		**111.01**	-		-		-	
Utilities	8310	**107,977.33**	2,389.77	2.21%	514.75	0.48%	1,175.52	1.09%
Telecommunications media services	8311	**46,066.71**	2,587.43	5.62%	294.03	0.64%	11.80	0.03%

Spend at family level (Thousand USD)	Family	Total	FAO	%	IAEA	%	IFAD	%
Information services	**8312**	**27,854.80**	**-**		**-**		**3.75**	**0.01%**
Financial and insurance services		**438,376.64**	5,645.29	1.29%	1,126.04	0.26%	2,678.43	0.61%
Unspecified at family level		**237,173.36**	-		-		10.30	0.00%
Development finance	8410	**63,291.74**	-		-		-	
Accounting and bookkeeping services	8411	**50,280.58**	-		-		170.43	0.34%
Banking and investment	8412	**28,044.26**	2,955.79	10.54%	-		1,666.22	5.94%
Insurance and retirement services	8413	**58,872.59**	2,689.50	4.57%	1,126.04	1.91%	815.29	1.38%
Credit agencies	8414	**714.12**	-		-		16.18	2.27%
Healthcare services		**347,667.61**	**151.40**	**0.04%**	**-**		**148.98**	**0.04%**
Unspecified at family level		**12,859.12**	-		-		22.55	0.18%
Comprehensive health services	8510	**278,860.49**	-		-		-	
Disease prevention and control	8511	**22,014.91**	-		-		-	
Medical practice	8512	**26,575.38**	-		-		126.44	0.48%
Medical science research and experi	8513	**374.54**	-		-		-	
Food and nutrition services	8515	**4,927.25**	151.40	3.07%	-		-	
Medical Surgical Equipment Maintena	8516	**84.86**	-		-		-	
Death and dying support services	8517	**1,894.58**	-		-		-	
Diagnoses of infectious and parasit	8521	**76.12**	-		-		-	
Diagnoses of diseases of the muscul	8537	**0.34**	-		-		-	
Education and training services		**221,693.51**	**22,992.18**	**10.37%**	**5,660.52**	**2.55%**	**1,053.95**	**0.48%**
Unspecified at family level		**15,008.41**	-		-		-	
Vocational training	8610	**141,685.45**	22,992.18	16.23%	-		1,047.75	0.74%
Alternative educational systems	8611	**3,646.70**	-		-		-	
Educational institutions	8612	**839.32**	-		-		-	
Specialized educational services	8613	**48,348.15**	-		5,660.52	11.71%	2.25	0.00%
Educational facilities	8614	**12,165.49**	-		-		3.95	0.03%
Travel, food and lodging		**558,978.93**	**19,082.48**	**3.41%**	**9,877.78**	**1.77%**	**2,041.64**	**0.37%**
Unspecified at family level		**79,665.25**	-		-		-	
Restaurants and catering	9010	**63,503.07**	3,671.91	5.78%	-		862.38	1.36%
Hotels and lodging and meeting faci	9011	**209,099.16**	13,711.31	6.56%	-		1,027.48	0.49%
Travel facilitation	9012	**205,244.42**	1,699.26	0.83%	9,877.78	4.81%	151.78	0.07%
Performing arts	9013	**12.49**	-		-		-	
Commercial sports	9014	**154.13**	-		-		-	
Entertainment services	9015	**1,300.41**	-		-		-	
Personal and domestic services		**2,234.32**	**5.03**	**0.23%**	**-**		**-**	
Unspecified at family level		**18.40**	-		-		-	
Personal appearance	9110	**21.83**	5.03	23.06%	-		-	
Domestic and personal assistance	9111	**2,194.09**	-		-		-	
Public order and security services		**321,233.13**	**4,642.70**	**1.45%**	**-**		**1,249.90**	**0.39%**
Unspecified at family level		**35,576.53**	-		-		-	
Public order and safety	9210	**10,651.12**	-		-		3.45	0.03%
Military services and national defe	9211	**110,964.67**	-		-		-	
Security and personal safety	9212	**164,040.81**	4,642.70	2.83%	-		1,246.45	0.76%
Politics and civic affairs services		**304,187.52**	**2,083.74**	**0.69%**	**28,770.73**	**9.46%**	**7,272.97**	**2.39%**
Unspecified at family level		**1,073.85**	-		-		-	
Political systems and institutions	9310	**657.01**	-		-		-	
Socio political conditions	9311	**0.15**	-		-		-	
International relations	9312	**61,148.50**	-		28,770.73	47.05%	384.41	0.63%
Humanitarian aid and relief	9313	**130,984.79**	10.96	0.01%	-		-	
Community and social services	9314	**64,793.18**	1,944.39	3.00%	-		5,660.13	8.74%
Public administration and finance s	9315	**41,029.66**	128.39	0.31%	-		1,227.30	2.99%
Taxation	9316	**1,015.60**	-		-		1.14	0.11%
Trade policy and regulation	9317	**3,484.80**	-		-		-	
Organizations and clubs		**23,695.20**	**5.55**	**0.02%**	**-**		**639.56**	**2.70%**
Unspecified at family level		**146.61**	-		-		-	
Work related organizations	9410	**6,986.59**	-		-		-	
Civic organizations and association	9413	**16,562.00**	5.55	0.03%	-		639.56	3.86%
Land, building and structures		**125,368.83**	**938.77**	**0.75%**	**-**		**-**	
Land parcels	9510	**20.44**	-		-		-	
Permanent buildings and structures	9512	**22,142.25**	-		-		-	
Portable buildings and structures	9513	**35,107.01**	144.36	0.41%	-		-	
Prefabricated buildings and structu	9514	**68,099.12**	794.40	1.17%	-		-	

Spend at family level (Thousand USD)	Family	Total	ILO	%	IMF	%	IMO	%
Live plant and animal material		**83,338.40**	**118.70**	**0.14%**	**-**		**-**	
Unspecified at family level		**2,411.93**	-		-		-	
Live animals	1010	**11,198.91**	-		-		-	
Animal feed	1012	**11,956.56**	-		-		-	
Animal containment and habitats	1013	**1,409.97**	-		-		-	
Seeds and bulbs and seedlings and c	1015	**34,917.94**	118.70	0.34%	-		-	
Floriculture and silviculture produ	1016	**3,384.48**	-		-		-	
Fertilizers and plant nutrients and	1017	**14,573.02**	-		-		-	
Pest control products	1019	**3,467.31**	-		-		-	
Live plants of high species or vari	1021	**12.19**	-		-		-	
Live plants of low species or varie	1022	**3.14**	-		-		-	
Fresh cut floral bouquets	1034	**2.94**	-		-		-	
Mineral and textile materials		**13,468.08**	**11.33**	**0.08%**	**-**		**-**	
Unspecified at family level		**-3.76**	-		-		-	
Minerals and ores and metals	1110	**421.79**	-		-		-	
Earth and stone	1111	**7,940.63**	-		-		-	
Non edible plant and forestry produ	1112	**4,352.47**	11.33	0.26%	-		-	
Non edible animal products	1113	**22.41**	-		-		-	
Scrap and waste materials	1114	**6.02**	-		-		-	
Fibers and threads and yarns	1115	**256.52**	-		-		-	
Fabrics and leather materials	1116	**469.63**	-		-		-	
Alloys	1117	**1.14**	-		-		-	
Metal waste scrap and by products	1119	**1.24**	-		-		-	
Chemicals		**8,360.18**	**-**		**-**		**-**	
Unspecified at family level		**479.19**	-		-		-	
Explosive materials	1213	**424.53**	-		-		-	
Elements and gases	1214	**6,156.38**	-		-		-	
Additives	1216	**842.03**	-		-		-	
Colorants	1217	**36.25**	-		-		-	
Waxes and oils	1218	**376.04**	-		-		-	
Solvents	1219	**3.03**	-		-		-	
Compounds and mixtures	1235	**42.72**	-		-		-	
Resin, rubber, elastomeric material		**294.08**	**0.40**	**0.14%**	**-**		**-**	
Unspecified at family level		**30.32**	-		-		-	
Rubber and elastomers	1310	**29.34**	0.40	1.38%	-		-	
Resins and rosins and other resin d	1311	**234.42**	-		-		-	
Paper materials and products		**12,529.34**	**1,789.48**	**14.28%**	**-**		**-**	
Unspecified at family level		**1,403.60**	1,403.60	100.00%	-		-	
Paper materials	1410	**333.08**	5.60	1.68%	-		-	
Paper products	1411	**10,028.14**	378.34	3.77%	-		-	
Industrial use papers	1412	**764.52**	1.93	0.25%	-		-	
Fuels and lubricants etc.		**611,690.77**	**1,476.23**	**0.24%**	**15.00**	**0.00%**	**-**	
Unspecified at family level		**10,046.90**	1,423.95	14.17%	-		-	
Fuels	1510	**598,349.29**	48.82	0.01%	15.00	0.00%	-	
Gaseous fuels and additives	1511	**276.68**	-		-		-	
Lubricants and oils and greases and	1512	**3,017.89**	3.46	0.11%	-		-	
Mining and well drilling equipment		**6,025.39**	**-**		**-**		**-**	
Mining and quarrying machinery and	2010	**2,050.05**	-		-		-	
Well drilling and operation equipme	2011	**1,535.96**	-		-		-	
Oil and gas drilling and exploratio	2012	**2,342.99**	-		-		-	
Oil and gas operating and productio	2014	**96.39**	-		-		-	
Farming, fishing equipment		**40,332.85**	**-**		**-**		**-**	
Unspecified at family level		**63.34**	-		-		-	
Agricultural and forestry and lands	2110	**32,545.54**	-		-		-	
Fishing and aquaculture equipment	2111	**7,723.98**	-		-		-	
Building and construction machinery		**11,779.89**	**-**		**-**		**-**	
Unspecified at family level		**5,123.70**	-		-		-	
Heavy construction machinery and eq	2210	**6,656.19**	-		-		-	
Industrial manufacturing machinery		**13,603.04**	**0.66**	**0.00%**	**-**		**-**	
Unspecified at family level		**398.39**	-		-		-	
Raw materials processing machinery	2310	**1,815.26**	-		-		-	
Petroleum processing machinery	2311	**30.00**	-		-		-	
Textile and fabric machinery and ac	2312	**1,556.87**	-		-		-	
Lapidary machinery and equipment	2313	**31.11**	-		-		-	
Leatherworking repairing machinery	2314	**535.51**	-		-		-	
Industrial process machinery and eq	2315	**2,924.64**	0.66	0.02%	-		-	
Foundry machines and equipment and	2316	**5.80**	-		-		-	
Industrial food and beverage equipm	2318	**1,171.89**	-		-		-	
Mixers and their parts and accessor	2319	**7.47**	-		-		-	
Mass transfer equipment	2320	**160.53**	-		-		-	
Electronic manufacturing machinery	2321	**62.31**	-		-		-	
Chicken processing machinery and eq	2322	**1.93**	-		-		-	
Sawmilling and lumber processing ma	2323	**40.89**	-		-		-	
Metal cutting machinery and accesso	2324	**2,219.81**	-		-		-	
Metal forming machinery and accesso	2325	**449.49**	-		-		-	
Rapid prototyping machinery and acc	2326	**22.20**	-		-		-	
Welding and soldering and brazing m	2327	**155.83**	-		-		-	
Metal treatment machinery	2328	**41.12**	-		-		-	
Industrial machine tools	2329	**1,943.67**	-		-		-	
Wire machinery and equipment	2330	**28.33**	-		-		-	
Material handling machinery		**84,770.84**	**22.17**	**0.03%**	**868.18**	**1.02%**	**-**	
Unspecified at family level		**11,920.30**	-		-		-	
Material handling machinery and equ	2410	**11,662.01**	2.44	0.02%	-		-	
Containers and storage	2411	**40,875.67**	11.37	0.03%	-		-	
Packaging materials	2412	**3,245.71**	6.77	0.21%	-		-	

Spend at family level (Thousand USD)	Family	Total	ILO	%	IMF	%	IMO	%
Industrial refrigeration	2413	**6,185.05**	1.60	0.03%	-		-	
Packing supplies	2414	**10,882.10**	-		868.18	7.98%	-	
Motor vehicles and parts		**443,128.27**	**903.57**	**0.20%**	**835.01**	**0.19%**	**-**	
Unspecified at family level		**20,278.15**	43.50	0.21%	-		-	
Motor vehicles	2510	**359,951.08**	854.64	0.24%	835.01	0.23%	-	
Marine transport	2511	**5,392.06**	-		-		-	
Railway and tramway machinery and e	2512	**61.21**	-		-		-	
Aircraft	2513	**614.53**	-		-		-	
Spacecraft	2515	**0.07**	-		-		-	
Non motorized cycles	2516	**1,160.93**	-		-		-	
Transportation components and syste	2517	**40,117.95**	5.43	0.01%	-		-	
Vehicle bodies and trailers	2518	**3,957.32**	-		-		-	
Transportation services equipment	2519	**11,579.14**	-		-		-	
Aerospace systems and components an	2520	**15.83**	-		-		-	
Power generation machinery		**106,646.24**	**44.79**	**0.04%**	**12.17**	**0.01%**	**-**	
Unspecified at family level		**2.06**	1.84	89.35%	-		-	
Power sources	2610	**9,441.25**	41.52	0.44%	-		-	
Batteries and generators and kineti	2611	**67,174.57**	1.43	0.00%	12.17	0.02%	-	
Electrical wire and cable and harne	2612	**6,613.93**	-		-		-	
Power generation	2613	**17,909.39**	-		-		-	
Atomic and nuclear energy machinery	2614	**5,505.05**	-		-		-	
Tools and general machinery		**133,979.47**	**22.67**	**0.02%**	**-**		**-**	
Unspecified at family level		**111,770.66**	-		-		-	
Hand tools	2711	**21,295.71**	22.67	0.11%	-		-	
Hydraulic machinery and equipment	2712	**548.69**	-		-		-	
Pneumatic machinery and equipment	2713	**129.78**	-		-		-	
Automotive specialty tools	2714	**234.63**	-		-		-	
Structures, construction components		**155,715.89**	**0.41**	**0.00%**	**-**		**-**	
Unspecified at family level		**78,988.75**	-		-		-	
Structural components and basic sha	3010	**6,617.42**	-		-		-	
Concrete and cement and plaster	3011	**5,976.89**	-		-		-	
Roads and landscape	3012	**5,802.32**	-		-		-	
Structural building products	3013	**11,782.85**	-		-		-	
Insulation	3014	**511.96**	-		-		-	
Exterior finishing materials	3015	**12,741.36**	-		-		-	
Interior finishing materials	3016	**2,624.15**	-		-		-	
Doors and windows and glass	3017	**2,867.12**	0.41	0.01%	-		-	
Plumbing fixtures	3018	**1,313.31**	-		-		-	
Construction and maintenance suppor	3019	**1,527.65**	-		-		-	
Portable Structure Building Compone	3024	**405.37**	-		-		-	
Structural materials	3026	**24,556.73**	-		-		-	
Manufacturing components		**8,425.01**	**0.55**	**0.01%**	**-**		**-**	
Unspecified at family level		**12.04**	-		-		-	
Moldings	3114	**11.79**	-		-		-	
Rope and chain and cable and wire a	3115	**1,297.23**	-		-		-	
Hardware	3116	**1,003.54**	-		-		-	
Bearings and bushings and wheels an	3117	**58.32**	-		-		-	
Grinding and polishing and smoothin	3119	**11.55**	-		-		-	
Adhesives and sealants	3120	**364.39**	-		-		-	
Paints and primers and finishes	3121	**903.95**	0.55	0.06%	-		-	
Industrial optics	3124	**8.24**	-		-		-	
Pneumatic and hydraulic and electri	3125	**2,556.54**	-		-		-	
Housings and cabinets and casings	3126	**109.56**	-		-		-	
Fabricated pipe assemblies	3131	**2,071.47**	-		-		-	
Gaskets	3140	**12.50**	-		-		-	
Seals	3141	**3.90**	-		-		-	
Electronic components		**723.38**	**-**		**-**		**-**	
Unspecified at family level		**86.19**	-		-		-	
Printed circuits and integrated cir	3210	**116.01**	-		-		-	
Passive discrete components	3212	**61.52**	-		-		-	
Electronic hardware and component p	3213	**306.28**	-		-		-	
Automation control devices and comp	3215	**153.38**	-		-		-	
Electrical systems components		**62,510.46**	**7.33**	**0.01%**	**-**		**-**	
Unspecified at family level		**51.30**	-		-		-	
Lamps and lightbulbs and lamp compo	3910	**28,891.68**	0.84	0.00%	-		-	
Lighting Fixtures and Accessories	3911	**8,911.38**	-		-		-	
Electrical equipment and components	3912	**21,770.09**	6.49	0.03%	-		-	
Electrical wire management devices	3913	**2,886.01**	-		-		-	
Distribution equipment		**39,384.95**	**41.13**	**0.10%**	**-**		**-**	
Heating and ventilation and air cir	4010	**23,440.28**	27.11	0.12%	-		-	
Fluid and gas distribution	4014	**428.87**	-		-		-	
Industrial pumps and compressors	4015	**10,833.96**	14.02	0.13%	-		-	
Industrial filtering and purificati	4016	**1,263.17**	-		-		-	
Pipe piping and pipe fittings	4017	**3,401.40**	-		-		-	
Tubes tubing and tube fittings	4018	**17.26**	-		-		-	
Laboratory and testing equipment		**230,451.73**	**7.46**	**0.00%**	**-**		**-**	
Unspecified at family level		**5,893.36**	-		-		-	
Laboratory and scientific equipment	4110	**144,731.13**	-		-		-	
Measuring and observing and testing	4111	**56,815.97**	7.46	0.01%	-		-	
Laboratory supplies and fixtures	4112	**23,011.28**	-		-		-	
Medical equipment		**735,687.00**	**21.85**	**0.00%**	**-**		**-**	
Unspecified at family level		**263,973.36**	21.85	0.01%	-		-	
Veterinary equipment and supplies	4212	**6,334.51**	-		-		-	
Medical apparel and textiles	4213	**475.62**	-		-		-	
Patient care and treatment products	4214	**65,178.11**	-		-		-	

Spend at family level (Thousand USD)	Family	Total	ILO	%	IMF	%	IMO	%
Dental equipment and supplies	4215	**286.87**	-		-		-	
Dialysis equipment and supplies	4216	**1.50**	-		-		-	
Mobile medical services products	4217	**83,664.59**	-		-		-	
Patient exam and monitoring product	4218	**15,097.46**	-		-		-	
Medical facility products	4219	**41,223.20**	-		-		-	
Medical diagnostic imaging and nucl	4220	**12,703.78**	-		-		-	
Independent living aids for the phy	4221	**18,732.49**	-		-		-	
Intravenous and arterial administra	4222	**178.57**	-		-		-	
Clinical nutrition	4223	**220,443.85**	-		-		-	
Orthopedic and prosthetic and sport	4224	**2,510.16**	-		-		-	
Physical and occupational therapy a	4225	**11.81**	-		-		-	
Postmortem and mortuary equipment a	4226	**0.60**	-		-		-	
Respiratory and anesthesia and resu	4227	**1,201.88**	-		-		-	
Medical cleaning and sterilization	4228	**760.77**	-		-		-	
Surgical products	4229	**928.70**	-		-		-	
Medical training and education supp	4230	**1,694.12**	-		-		-	
Wound care products	4231	**285.04**	-		-		-	
IT and communications equipment		**626,104.44**	**4,179.98**	**0.67%**	**17,977.58**	**2.87%**	**705.87**	**0.11%**
Unspecified at family level		**13,588.65**	212.91	1.57%	-		-	
Communications Devices and Accessor	4319	**24,518.50**	22.12	0.09%	41.54	0.17%	-	
Components for information technolo	4320	**32,586.61**	125.88	0.39%	43.16	0.13%	-	
Computer Equipment and Accessories	4321	**336,560.44**	3,388.20	1.01%	8,852.28	2.63%	33.99	0.01%
Data Voice or Multimedia Network Eq	4322	**114,007.93**	30.67	0.03%	-		-	
Software	4323	**104,842.31**	400.19	0.38%	9,040.60	8.62%	671.88	0.64%
Office equipment		**146,880.05**	**842.96**	**0.57%**	**186.22**	**0.13%**	**1,505.26**	**1.02%**
Unspecified at family level		**60,011.62**	674.93	1.12%	-		-	
Office machines and their supplies	4410	**42,535.12**	145.36	0.34%	39.14	0.09%	988.02	2.32%
Office and desk accessories	4411	**5,818.01**	2.12	0.04%	-		-	
Office supplies	4412	**38,515.29**	20.55	0.05%	147.08	0.38%	517.25	1.34%
Printing, photo and AV equipment		**29,630.86**	**829.13**	**2.80%**	**-**		**130.22**	**0.44%**
Unspecified at family level		**635.13**	626.87	98.70%	-		-	
Printing and publishing equipment	4510	**3,727.99**	63.58	1.71%	-		78.77	2.11%
Audio and visual presentation and c	4511	**10,827.98**	121.43	1.12%	-		51.44	0.48%
Photographic or filming or video eq	4512	**13,975.49**	17.26	0.12%	-		-	
Photographic and recording media	4513	**259.79**	-		-		-	
Photographic filmmaking supplies	4514	**204.48**	-		-		-	
Security and safety equipment		**46,505.33**	**188.33**	**0.40%**	**115.94**	**0.25%**	**-**	
Unspecified at family level		**171.93**	171.65	99.83%	-		-	
Light weapons and ammunition	4610	**9,664.44**	-		-		-	
Conventional war weapons	4611	**5.39**	-		-		-	
Rockets and subsystems	4613	**0.65**	-		-		-	
Law enforcement	4615	**9,413.55**	-		115.94	1.23%	-	
Public safety and control	4616	**519.92**	-		-		-	
Security surveillance and detection	4617	**12,888.08**	16.68	0.13%	-		-	
Personal safety and protection	4618	**7,450.99**	-		-		-	
Fire protection	4619	**2,017.19**	-		-		-	
Defense and law enforcement and sec	4620	**129.30**	-		-		-	
Workplace safety equipment and supp	4621	**1,311.23**	-		-		-	
Military weapon and ammunition disa	4622	**2,932.66**	-		-		-	
Cleaning equipment		**27,853.90**	**140.60**	**0.50%**	**-**		**-**	
Unspecified at family level		**158.34**	138.62	87.54%	-		-	
Water and wastewater treatment supp	4710	**13,668.98**	-		-		-	
Industrial laundry and dry cleaning	4711	**763.52**	0.30	0.04%	-		-	
Janitorial equipment	4712	**1,293.36**	1.39	0.11%	-		-	
Cleaning and janitorial supplies	4713	**11,969.71**	0.29	0.00%	-		-	
Services industry equipment		**23,093.57**	**3.43**	**0.01%**	**39.93**	**0.17%**	**85.40**	**0.37%**
Unspecified at family level		**3.75**	-		-		-	
Institutional food services equipme	4810	**23,071.12**	3.43	0.01%	39.93	0.17%	85.40	0.37%
Vending machines	4811	**5.79**	-		-		-	
Funeral equipment and materials	4813	**12.91**	-		-		-	
Sports and recreational equipment		**66,276.90**	**0.21**	**0.00%**	**1,118.14**	**1.69%**	**-**	
Unspecified at family level		**93.54**	0.21	0.23%	-		-	
Collectibles and awards	4910	**5,211.96**	-		1,118.14	21.45%	-	
Camping and outdoor equipment and a	4912	**58,078.14**	-		-		-	
Fishing and hunting equipment	4913	**145.26**	-		-		-	
Field and court sports equipment	4916	**452.81**	-		-		-	
Gymnastics and boxing equipment	4917	**70.66**	-		-		-	
Target and table games and equipmen	4918	**91.06**	-		-		-	
Fitness equipment	4920	**962.12**	-		-		-	
Other sports	4921	**88.46**	-		-		-	
Sports equipment and accessories	4922	**1,065.40**	-		-		-	
Recreation and playground and swimm	4924	**17.49**	-		-		-	
Food and beverage products		**1,893,768.83**	**-**		**85.25**	**0.00%**	**577.06**	**0.03%**
Unspecified at family level		**4,304.60**	-		-		548.81	12.75%
Nuts and seeds	5010	**670.59**	-		-		-	
Meat and poultry products	5011	**2,810.40**	-		-		-	
Seafood	5012	**4,941.36**	-		-		-	
Dairy products and eggs	5013	**36,397.59**	-		-		-	
Edible oils and fats	5015	**178,857.76**	-		-		-	
Chocolate and sugars and sweeteners	5016	**38,589.77**	-		-		-	
Seasonings and preservatives	5017	**3,802.14**	-		-		-	
Bread and bakery products	5018	**6,220.40**	-		-		-	
Prepared and preserved foods	5019	**410,790.67**	-		-		-	
Beverages	5020	**2,505.14**	-		85.25	3.40%	28.25	1.13%
Tobacco and smoking products and su	5021	**2.32**	-		-		-	

Spend at family level (Thousand USD)	Family	Total	ILO	%	IMF	%	IMO	%
Cereal and pulse products	5022	**640,320.69**	-		-		-	
Fresh fruits	5030	**140.65**	-		-		-	
Organic fresh fruits	5031	**22.29**	-		-		-	
Dried fruit	5032	**614.74**	-		-		-	
Frozen fruit	5034	**4.43**	-		-		-	
Canned or jarred organic fruit	5037	**8.08**	-		-		-	
Fresh fruit purees	5038	**3.95**	-		-		-	
Fresh vegetables	5040	**242,104.62**	-		-		-	
Dried vegetables	5042	**11,388.86**	-		-		-	
Canned or jarred vegetables	5046	**1,553.91**	-		-		-	
Nutritional supplements	5050	**307,713.87**	-		-		-	
Pharmaceuticals, contraceptives, vaccines		**2,641,368.85**	**-**		**-**		**-**	
Unspecified at family level		**1,586,924.47**	-		-		-	
Amebicides and trichomonacides and	5110	**137,796.03**	-		-		-	
Antiarrythmics and antianginals and	5112	**741.70**	-		-		-	
Hematolic drugs	5113	**5,303.12**	-		-		-	
Central nervous system drugs	5114	**1,163.92**	-		-		-	
Autonomic nervous system drugs	5115	**145.31**	-		-		-	
Drugs affecting the respiratory tra	5116	**3,864.91**	-		-		-	
Drugs affecting the gastrointestina	5117	**395.94**	-		-		-	
Hormones and hormone antagonists	5118	**120,553.14**	-		-		-	
Agents affecting water and electrol	5119	**3,543.99**	-		-		-	
Immunomodulating drugs	5120	**601,757.54**	-		-		-	
Drugs affecting the ears, eye, nose	5124	**404.77**	-		-		-	
Anaesthetic drugs and related adjun	5127	**17.62**	-		-		-	
Antibacterials	5128	**6,893.71**	-		-		-	
Antifungal drugs	5130	**833.90**	-		-		-	
Antihistamines or H1 blockers	5131	**2.02**	-		-		-	
Antipsychotics	5133	**19.86**	-		-		-	
Antiviral drugs	5134	**46,048.43**	-		-		-	
Estrogens and progestins and intern	5135	**121,182.54**	-		-		-	
Controlled substance analgesics	5137	**37.60**	-		-		-	
Nonsteroidal anti inflammatory drug	5138	**1.34**	-		-		-	
Vasodilators	5141	**2.70**	-		-		-	
Corticosteroids	5142	**27.57**	-		-		-	
Antihypertensive drugs	5143	**3,407.18**	-		-		-	
Radiopharmaceuticals and contrast m	5144	**95.27**	-		-		-	
Anthelmintics	5145	**138.70**	-		-		-	
Antiseptics	5147	**65.57**	-		-		-	
Domestic appliances and electronics		**128,602.34**	**954.18**	**0.74%**	**-**		**-**	
Unspecified at family level		**4,331.40**	-		-		-	
Floor coverings	5210	**198.29**	25.70	12.96%	-		-	
Bedclothes and table and kitchen li	5212	**50,057.83**	-		-		-	
Window treatments	5213	**868.75**	-		-		-	
Domestic appliances	5214	**43,011.17**	2.66	0.01%	-		-	
Domestic kitchenware and kitchen su	5215	**17,560.24**	0.48	0.00%	-		-	
Consumer electronics	5216	**12,574.67**	925.35	7.36%	-		-	
Apparel, luggage and personal care		**126,776.03**	**48.82**	**0.04%**	**12.18**	**0.01%**	**-**	
Unspecified at family level		**35,716.66**	-		-		-	
Clothing	5310	**42,184.49**	48.82	0.12%	12.18	0.03%	-	
Footwear	5311	**5,824.96**	-		-		-	
Luggage and handbags and packs and	5312	**307.96**	-		-		-	
Personal care products	5313	**42,724.69**	-		-		-	
Sewing supplies and accessories	5314	**17.26**	-		-		-	
Timepieces, jewelry and gemstones		**47.40**	**-**		**-**		**-**	
Unspecified at family level		**31.93**	-		-		-	
Timepieces	5411	**15.47**	-		-		-	
Published products		**81,058.05**	**472.26**	**0.58%**	**101.00**	**0.12%**	**250.12**	**0.31%**
Unspecified at family level		**49,393.86**	-		-		-	
Printed media	5510	**24,835.41**	471.94	1.90%	-		250.12	1.01%
Electronic reference material	5511	**1,042.34**	-		63.69	6.11%	-	
Signage and accessories	5512	**5,786.43**	0.32	0.01%	37.31	0.64%	-	
Furniture		**64,564.13**	**1,042.45**	**1.61%**	**475.55**	**0.74%**	**29.05**	**0.04%**
Unspecified at family level		**2,838.80**	7.31	0.26%	-		-	
Accommodation furniture	5610	**50,028.85**	1,021.63	2.04%	298.92	0.60%	29.05	0.06%
Commercial and industrial furniture	5611	**8,232.71**	-		-		-	
Classroom and instructional and ins	5612	**3,038.85**	13.51	0.44%	-		-	
Merchandising furniture and accesso	5613	**240.44**	-		-		-	
Decorative adornments	5614	**184.48**	-		176.62	95.74%	-	
Musical instruments and arts and crafts		**90,178.21**	**0.88**	**0.00%**	**-**		**0.22**	**0.00%**
Unspecified at family level		**78,654.73**	-		-		-	
Developmental and professional teac	6010	**10,604.07**	0.88	0.01%	-		0.22	0.00%
Classroom decoratives and supplies	6011	**309.64**	-		-		-	
Arts and crafts equipment and acces	6012	**228.60**	-		-		-	
Musical Instruments and parts and a	6013	**376.42**	-		-		-	
Toys and games	6014	**4.74**	-		-		-	
Financial instruments products		**250.22**	**-**		**0.01**	**0.00%**	**-**	
Unspecified at family level		**0.01**	-		0.01	100.00%	-	
Securities	6411	**4.39**	-		-		-	
Insurable interest contracts	6412	**16.29**	-		-		-	
General agreements and contracts	6413	**229.53**	-		-		-	
Farming, fishing, forestry services		**33,059.42**	**7.92**	**0.02%**	**-**		**-**	
Unspecified at family level		**67.58**	-		-		-	

Spend at family level (Thousand USD)	Family	Total	ILO	%	IMF	%	IMO	%
Fisheries and aquaculture	7010	**1,133.36**	-		-		-	
Horticulture	7011	**7,044.89**	7.92	0.11%	-		-	
Livestock services	7012	**1,894.40**	-		-		-	
Land and soil preparation and manag	7013	**422.14**	-		-		-	
Crop production and management and	7014	**1,691.51**	-		-		-	
Forestry	7015	**2,684.91**	-		-		-	
Wildlife and flora	7016	**527.88**	-		-		-	
Water resources development and ove	7017	**17,592.73**	-		-		-	
Mining, oil and gas services		**1,190.56**	**-**		**711.06**	**59.72%**	**-**	
Mining services	7110	**10.98**	-		-		-	
Oil and gas exploration services	7111	**6.38**	-		-		-	
Well drilling and construction serv	7112	**423.03**	-		-		-	
Oil and gas data management and pro	7115	**739.72**	-		711.06	96.12%	-	
Oil and gas well project management	7116	**10.44**	-		-		-	
Building and maintenance services		**1,302,987.43**	**15,129.70**	**1.16%**	**19,662.15**	**1.51%**	**1,420.94**	**0.11%**
Unspecified at family level		**248,129.38**	7,944.81	3.20%	-		-	
Building and facility maintenance a	7210	**572,229.82**	7,076.42	1.24%	-		1,384.30	0.24%
Residential building construction s	7211	**24,637.86**	-		-		-	
Nonresidential building constructio	7212	**229,589.33**	-		-		-	
Heavy construction services	7214	**71,326.56**	-		4,973.48	6.97%	-	
Specialized trade construction and	7215	**157,074.48**	108.47	0.07%	14,688.68	9.35%	36.64	0.02%
Industrial manufacturing services		**73,032.43**	**-**		**-**		**-**	
Unspecified at family level		**170.52**	-		-		-	
Plastic and chemical industries	7310	**820.95**	-		-		-	
Wood and paper industries	7311	**112.18**	-		-		-	
Metal and mineral industries	7312	**21.25**	-		-		-	
Food and beverage industries	7313	**481.24**	-		-		-	
Fibers and textiles and fabric indu	7314	**169.66**	-		-		-	
Manufacturing support services	7315	**28,875.72**	-		-		-	
Machinery and transport equipment m	7316	**62.26**	-		-		-	
Manufacture of electrical goods and	7317	**29.00**	-		-		-	
Machining and processing services	7318	**42,289.65**	-		-		-	
Industrial cleaning services		**93,509.67**	**1,897.92**	**2.03%**	**-**		**716.35**	**0.77%**
Unspecified at family level		**656.28**	656.28	100.00%	-		-	
Decontamination services	7610	**1,162.38**	-		-		-	
Cleaning and janitorial services	7611	**74,584.72**	1,241.65	1.66%	-		673.27	0.90%
Refuse disposal and treatment	7612	**13,375.67**	-		-		43.08	0.32%
Toxic and hazardous waste cleanup	7613	**3,730.63**	-		-		-	
Environmental services		**93,142.64**	**-**		**595.17**	**0.64%**	**-**	
Unspecified at family level		**585.98**	-		585.98	100.00%	-	
Environmental management	7710	**71,821.56**	-		9.18	0.01%	-	
Environmental protection	7711	**11,264.91**	-		-		-	
Pollution tracking and monitoring a	7712	**7,946.40**	-		-		-	
Pollutants tracking and monitoring	7713	**1,523.79**	-		-		-	
Transportation, storage, mail services		**2,323,126.23**	**20,110.39**	**0.87%**	**626.15**	**0.03%**	**783.50**	**0.03%**
Unspecified at family level		**159,440.80**	2,533.08	1.59%	492.75	0.31%	-	
Mail and cargo transport	7810	**1,065,640.63**	631.25	0.06%	-		581.79	0.05%
Passenger transport	7811	**644,232.06**	15,519.19	2.41%	54.61	0.01%	42.65	0.01%
Material packing and handling	7812	**28,509.73**	-		-		-	
Storage	7813	**63,027.93**	-		9.00	0.01%	61.44	0.10%
Transport services	7814	**328,243.09**	1,404.08	0.43%	54.99	0.02%	97.03	0.03%
Transportation repair or maintenanc	7818	**34,031.99**	22.80	0.07%	14.81	0.04%	0.59	0.00%
Management and admin services		**1,809,281.45**	**98,501.19**	**5.44%**	**90,874.62**	**5.02%**	**3,584.78**	**0.20%**
Unspecified at family level		**208,588.42**	49,765.67	23.86%	4,395.93	2.11%	-	
Management advisory services	8010	**307,937.35**	39,724.80	12.90%	73,153.95	23.76%	1,816.07	0.59%
Human resources services	8011	**126,426.13**	2,075.99	1.64%	2,778.64	2.20%	69.56	0.06%
Legal services	8012	**9,301.45**	135.84	1.46%	1,878.63	20.20%	-	
Real estate services	8013	**370,614.29**	4,074.72	1.10%	226.38	0.06%	1,688.91	0.46%
Marketing and distribution	8014	**90,915.85**	-		6.50	0.01%	10.24	0.01%
Trade policy and services	8015	**4,673.95**	-		-		-	
Business administration services	8016	**682,227.22**	2,724.15	0.40%	8,434.59	1.24%	-	
Public relations and professional c	8017	**8,596.80**	-		-		-	
Engineering and research services		**1,279,417.52**	**8,190.44**	**0.64%**	**54,349.36**	**4.25%**	**1,600.95**	**0.13%**
Unspecified at family level		**170,466.91**	545.11	0.32%	-		-	
Professional engineering services	8110	**376,795.77**	4.35	0.00%	36,090.21	9.58%	-	
Computer services	8111	**455,102.41**	7,640.99	1.68%	18,259.15	4.01%	1,281.96	0.28%
Economics	8112	**5,134.64**	-		-		-	
Statistics	8113	**15,079.89**	-		-		-	
Manufacturing technologies	8114	**80,829.43**	-		-		-	
Earth science services	8115	**6,522.04**	-		-		-	
Information Technology Service Deli	8116	**169,331.15**	-		-		318.99	0.19%
Biological science services	8117	**155.29**	-		-		-	
Editorial, design, graphic services		**281,753.99**	**7,232.86**	**2.57%**	**4,907.10**	**1.74%**	**2,547.74**	**0.90%**
Unspecified at family level		**51,986.33**	1,503.75	2.89%	-		-	
Advertising	8210	**11,871.33**	-		-		414.29	3.49%
Writing and translations	8211	**130,705.23**	3,165.11	2.42%	12.05	0.01%	-	
Reproduction services	8212	**60,784.02**	1,851.51	3.05%	4,895.05	8.05%	2,133.45	3.51%
Photographic services	8213	**6,948.54**	206.07	2.97%	-		-	
Graphic design	8214	**18,839.53**	506.44	2.69%	-		-	
Professional artists and performers	8215	**600.14**	-		-		-	
Film and theater production support	8216	**18.88**	-		-		-	
Public sector related services		**182,009.85**	**1,960.16**	**1.08%**	**12,702.88**	**6.98%**	**1,353.48**	**0.74%**
Unspecified at family level		**111.01**	83.25	74.99%	-		-	
Utilities	8310	**107,977.33**	665.25	0.62%	4.07	0.00%	1,353.48	1.25%
Telecommunications media services	8311	**46,066.71**	979.41	2.13%	2,039.77	4.43%	-	

Spend at family level (Thousand USD)	Family	Total	ILO	%	IMF	%	IMO	%
Information services	**8312**	**27,854.80**	**232.24**	**0.83%**	**10,659.04**	**38.27%**	**-**	
Financial and insurance services		**438,376.64**	1,614.31	0.37%	596.76	0.14%	141.81	0.03%
Unspecified at family level		**237,173.36**	545.82	0.23%	-		-	
Development finance	8410	**63,291.74**	-		2.05	0.00%	-	
Accounting and bookkeeping services	8411	**50,280.58**	186.34	0.37%	-		-	
Banking and investment	8412	**28,044.26**	-		-		-	
Insurance and retirement services	8413	**58,872.59**	882.15	1.50%	594.71	1.01%	141.81	0.24%
Credit agencies	8414	**714.12**	-		-		-	
Healthcare services		**347,667.61**	**-**		**14,707.74**	**4.23%**	**41.44**	**0.01%**
Unspecified at family level		**12,859.12**	-		225.00	1.75%	-	
Comprehensive health services	8510	**278,860.49**	-		9,227.26	3.31%	-	
Disease prevention and control	8511	**22,014.91**	-		-		-	
Medical practice	8512	**26,575.38**	-		2,106.35	7.93%	31.06	0.12%
Medical science research and experi	8513	**374.54**	-		-		-	
Food and nutrition services	8515	**4,927.25**	-		3,138.80	63.70%	-	
Medical Surgical Equipment Maintena	8516	**84.86**	-		10.33	12.17%	10.38	12.23%
Death and dying support services	8517	**1,894.58**	-		-		-	
Diagnoses of infectious and parasit	8521	**76.12**	-		-		-	
Diagnoses of diseases of the muscul	8537	**0.34**	-		-		-	
Education and training services		**221,693.51**	**12,569.11**	**5.67%**	**4,077.65**	**1.84%**	**18.80**	**0.01%**
Unspecified at family level		**15,008.41**	2,524.65	16.82%	4,077.65	27.17%	-	
Vocational training	8610	**141,685.45**	9,780.76	6.90%	-		10.99	0.01%
Alternative educational systems	8611	**3,646.70**	-		-		-	
Educational institutions	8612	**839.32**	-		-		-	
Specialized educational services	8613	**48,348.15**	263.70	0.55%	-		-	
Educational facilities	8614	**12,165.49**	-		-		7.81	0.06%
Travel, food and lodging		**558,978.93**	**16,250.70**	**2.91%**	**26,541.38**	**4.75%**	**190.23**	**0.03%**
Unspecified at family level		**79,665.25**	15,980.71	20.06%	3,202.43	4.02%	-	
Restaurants and catering	9010	**63,503.07**	269.99	0.43%	19,613.62	30.89%	-	
Hotels and lodging and meeting faci	9011	**209,099.16**	-		3,667.95	1.75%	190.23	0.09%
Travel facilitation	9012	**205,244.42**	-		-		-	
Performing arts	9013	**12.49**	-		-		-	
Commercial sports	9014	**154.13**	-		-		-	
Entertainment services	9015	**1,300.41**	-		57.37	4.41%	-	
Personal and domestic services		**2,234.32**	**3.67**	**0.16%**	**2.93**	**0.13%**	**-**	
Unspecified at family level		**18.40**	-		-		-	
Personal appearance	9110	**21.83**	-		2.93	13.40%	-	
Domestic and personal assistance	9111	**2,194.09**	3.67	0.17%	-		-	
Public order and security services		**321,233.13**	**3,969.42**	**1.24%**	**18,318.41**	**5.70%**	**703.20**	**0.22%**
Unspecified at family level		**35,576.53**	2,309.88	6.49%	13,534.24	38.04%	-	
Public order and safety	9210	**10,651.12**	-		-		-	
Military services and national defe	9211	**110,964.67**	-		4,743.70	4.27%	-	
Security and personal safety	9212	**164,040.81**	1,659.54	1.01%	40.47	0.02%	703.20	0.43%
Politics and civic affairs services		**304,187.52**	**13,668.28**	**4.49%**	**1,274.24**	**0.42%**	**-**	
Unspecified at family level		**1,073.85**	-		-		-	
Political systems and institutions	9310	**657.01**	-		-		-	
Socio political conditions	9311	**0.15**	-		-		-	
International relations	9312	**61,148.50**	-		-		-	
Humanitarian aid and relief	9313	**130,984.79**	-		-		-	
Community and social services	9314	**64,793.18**	13,668.28	21.10%	-		-	
Public administration and finance s	9315	**41,029.66**	-		1,274.24	3.11%	-	
Taxation	9316	**1,015.60**	-		-		-	
Trade policy and regulation	9317	**3,484.80**	-		-		-	
Organizations and clubs		**23,695.20**	**377.88**	**1.59%**	**-**		**-**	
Unspecified at family level		**146.61**	-		-		-	
Work related organizations	9410	**6,986.59**	-		-		-	
Civic organizations and association	9413	**16,562.00**	377.88	2.28%	-		-	
Land, building and structures		**125,368.83**	**-**		**391.61**	**0.31%**	**-**	
Land parcels	9510	**20.44**	-		-		-	
Permanent buildings and structures	9512	**22,142.25**	-		-		-	
Portable buildings and structures	9513	**35,107.01**	-		-		-	
Prefabricated buildings and structu	9514	**68,099.12**	-		391.61	0.58%	-	

Spend at family level (Thousand USD)	Family	Total	IOM	%	ITC	%	ITU	%
Live plant and animal material		**83,338.40**	**541.07**	**0.65%**	**(14.01)**	**-0.02%**	**-**	
Unspecified at family level		**2,411.93**	-		(14.01)	-0.58%	-	
Live animals	1010	**11,198.91**	541.07	4.83%	-		-	
Animal feed	1012	**11,956.56**	-		-		-	
Animal containment and habitats	1013	**1,409.97**	-		-		-	
Seeds and bulbs and seedlings and c	1015	**34,917.94**	-		-		-	
Floriculture and silviculture produ	1016	**3,384.48**	-		-		-	
Fertilizers and plant nutrients and	1017	**14,573.02**	-		-		-	
Pest control products	1019	**3,467.31**	-		-		-	
Live plants of high species or vari	1021	**12.19**	-		-		-	
Live plants of low species or varie	1022	**3.14**	-		-		-	
Fresh cut floral bouquets	1034	**2.94**	-		-		-	
Mineral and textile materials		**13,468.08**	**-**		**13.42**	**0.10%**	**-**	
Unspecified at family level		**-3.76**	-		-		-	
Minerals and ores and metals	1110	**421.79**	-		-		-	
Earth and stone	1111	**7,940.63**	-		-		-	
Non edible plant and forestry produ	1112	**4,352.47**	-		-		-	
Non edible animal products	1113	**22.41**	-		-		-	
Scrap and waste materials	1114	**6.02**	-		-		-	
Fibers and threads and yarns	1115	**256.52**	-		4.00	1.56%	-	
Fabrics and leather materials	1116	**469.63**	-		9.42	2.01%	-	
Alloys	1117	**1.14**	-		-		-	
Metal waste scrap and by products	1119	**1.24**	-		-		-	
Chemicals		**8,360.18**	**-**		**1.60**	**0.02%**	**-**	
Unspecified at family level		**479.19**	-		-		-	
Explosive materials	1213	**424.53**	-		-		-	
Elements and gases	1214	**6,156.38**	-		-		-	
Additives	1216	**842.03**	-		-		-	
Colorants	1217	**36.25**	-		1.60	4.41%	-	
Waxes and oils	1218	**376.04**	-		-		-	
Solvents	1219	**3.03**	-		-		-	
Compounds and mixtures	1235	**42.72**	-		-		-	
Resin, rubber, elastomeric material		**294.08**	**-**		**-**		**-**	
Unspecified at family level		**30.32**	-		-		-	
Rubber and elastomers	1310	**29.34**	-		-		-	
Resins and rosins and other resin d	1311	**234.42**	-		-		-	
Paper materials and products		**12,529.34**	**162.93**	**1.30%**	**32.91**	**0.26%**	**40.73**	**0.33%**
Unspecified at family level		**1,403.60**	-		-		-	
Paper materials	1410	**333.08**	-		-		-	
Paper products	1411	**10,028.14**	162.93	1.62%	10.53	0.11%	40.73	0.41%
Industrial use papers	1412	**764.52**	-		22.38	2.93%	-	
Fuels and lubricants etc.		**611,690.77**	**2,247.45**	**0.37%**	**3.30**	**0.00%**	**-**	
Unspecified at family level		**10,046.90**	-		-		-	
Fuels	1510	**598,349.29**	2,247.45	0.38%	3.30	0.00%	-	
Gaseous fuels and additives	1511	**276.68**	-		-		-	
Lubricants and oils and greases and	1512	**3,017.89**	-		-		-	
Mining and well drilling equipment		**6,025.39**	**-**		**-**		**-**	
Mining and quarrying machinery and	2010	**2,050.05**	-		-		-	
Well drilling and operation equipme	2011	**1,535.96**	-		-		-	
Oil and gas drilling and exploratio	2012	**2,342.99**	-		-		-	
Oil and gas operating and productio	2014	**96.39**	-		-		-	
Farming, fishing equipment		**40,332.85**	**-**		**(0.00)**	**0.00%**	**-**	
Unspecified at family level		**63.34**	-		-		-	
Agricultural and forestry and lands	2110	**32,545.54**	-		(0.00)	0.00%	-	
Fishing and aquaculture equipment	2111	**7,723.98**	-		-		-	
Building and construction machinery		**11,779.89**	**-**		**6.12**	**0.05%**	**92.65**	**0.79%**
Unspecified at family level		**5,123.70**	-		-		92.65	1.81%
Heavy construction machinery and eq	2210	**6,656.19**	-		6.12	0.09%	-	
Industrial manufacturing machinery		**13,603.04**	**2,111.28**	**15.52%**	**24.50**	**0.18%**	**-**	
Unspecified at family level		**398.39**	-		-		-	
Raw materials processing machinery	2310	**1,815.26**	-		-		-	
Petroleum processing machinery	2311	**30.00**	-		-		-	
Textile and fabric machinery and ac	2312	**1,556.87**	-		24.50	1.57%	-	
Lapidary machinery and equipment	2313	**31.11**	-		-		-	
Leatherworking repairing machinery	2314	**535.51**	-		-		-	
Industrial process machinery and eq	2315	**2,924.64**	21.47	0.73%	-		-	
Foundry machines and equipment and	2316	**5.80**	-		-		-	
Industrial food and beverage equipm	2318	**1,171.89**	-		-		-	
Mixers and their parts and accessor	2319	**7.47**	-		-		-	
Mass transfer equipment	2320	**160.53**	-		-		-	
Electronic manufacturing machinery	2321	**62.31**	-		-		-	
Chicken processing machinery and eq	2322	**1.93**	-		-		-	
Sawmilling and lumber processing ma	2323	**40.89**	-		-		-	
Metal cutting machinery and accesso	2324	**2,219.81**	-		-		-	
Metal forming machinery and accesso	2325	**449.49**	369.19	82.13%	-		-	
Rapid prototyping machinery and acc	2326	**22.20**	-		-		-	
Welding and soldering and brazing m	2327	**155.83**	-		-		-	
Metal treatment machinery	2328	**41.12**	-		-		-	
Industrial machine tools	2329	**1,943.67**	1,720.63	88.52%	-		-	
Wire machinery and equipment	2330	**28.33**	-		-		-	
Material handling machinery		**84,770.84**	**8,732.60**	**10.30%**	**8.93**	**0.01%**	**12.43**	**0.01%**
Unspecified at family level		**11,920.30**	-		-		-	
Material handling machinery and equ	2410	**11,662.01**	39.87	0.34%	-		-	
Containers and storage	2411	**40,875.67**	579.34	1.42%	4.51	0.01%	-	
Packaging materials	2412	**3,245.71**	0.09	0.00%	3.56	0.11%	12.43	0.38%

Spend at family level (Thousand USD)	Family	Total	IOM	%	ITC	%	ITU	%
Industrial refrigeration	2413	**6,185.05**	-		0.86	0.01%	-	
Packing supplies	2414	**10,882.10**	8,113.30	74.56%	-		-	
Motor vehicles and parts		**443,128.27**	**11,270.40**	**2.54%**	**193.20**	**0.04%**	**-**	
Unspecified at family level		**20,278.15**	-		-		-	
Motor vehicles	2510	**359,951.08**	10,911.96	3.03%	192.56	0.05%	-	
Marine transport	2511	**5,392.06**	358.44	6.65%	-		-	
Railway and tramway machinery and e	2512	**61.21**	-		-		-	
Aircraft	2513	**614.53**	-		-		-	
Spacecraft	2515	**0.07**	-		-		-	
Non motorized cycles	2516	**1,160.93**	-		-		-	
Transportation components and syste	2517	**40,117.95**	-		0.63	0.00%	-	
Vehicle bodies and trailers	2518	**3,957.32**	-		-		-	
Transportation services equipment	2519	**11,579.14**	-		-		-	
Aerospace systems and components an	2520	**15.83**	-		-		-	
Power generation machinery		**106,646.24**	**-**		**-**		**-**	
Unspecified at family level		**2.06**	-		-		-	
Power sources	2610	**9,441.25**	-		-		-	
Batteries and generators and kineti	2611	**67,174.57**	-		-		-	
Electrical wire and cable and harne	2612	**6,613.93**	-		-		-	
Power generation	2613	**17,909.39**	-		-		-	
Atomic and nuclear energy machinery	2614	**5,505.05**	-		-		-	
Tools and general machinery		**133,979.47**	**1,483.50**	**1.11%**	**-**		**-**	
Unspecified at family level		**111,770.66**	-		-		-	
Hand tools	2711	**21,295.71**	1,483.50	6.97%	-		-	
Hydraulic machinery and equipment	2712	**548.69**	-		-		-	
Pneumatic machinery and equipment	2713	**129.78**	-		-		-	
Automotive specialty tools	2714	**234.63**	-		-		-	
Structures, construction components		**155,715.89**	**18,680.57**	**12.00%**	**-**		**129.50**	**0.08%**
Unspecified at family level		**78,988.75**	17,519.57	22.18%	-		-	
Structural components and basic sha	3010	**6,617.42**	-		-		-	
Concrete and cement and plaster	3011	**5,976.89**	-		-		-	
Roads and landscape	3012	**5,802.32**	-		-		-	
Structural building products	3013	**11,782.85**	880.88	7.48%	-		-	
Insulation	3014	**511.96**	-		-		-	
Exterior finishing materials	3015	**12,741.36**	-		-		-	
Interior finishing materials	3016	**2,624.15**	31.38	1.20%	-		-	
Doors and windows and glass	3017	**2,867.12**	-		-		-	
Plumbing fixtures	3018	**1,313.31**	-		-		-	
Construction and maintenance suppor	3019	**1,527.65**	-		-		129.50	8.48%
Portable Structure Building Compone	3024	**405.37**	10.50	2.59%	-		-	
Structural materials	3026	**24,556.73**	238.24	0.97%	-		-	
Manufacturing components		**8,425.01**	**2,074.84**	**24.63%**	**14.57**	**0.17%**	**-**	
Unspecified at family level		**12.04**	-		-		-	
Moldings	3114	**11.79**	-		-		-	
Rope and chain and cable and wire a	3115	**1,297.23**	3.37	0.26%	-		-	
Hardware	3116	**1,003.54**	-		14.57	1.45%	-	
Bearings and bushings and wheels an	3117	**58.32**	-		-		-	
Grinding and polishing and smoothin	3119	**11.55**	-		-		-	
Adhesives and sealants	3120	**364.39**	-		-		-	
Paints and primers and finishes	3121	**903.95**	-		-		-	
Industrial optics	3124	**8.24**	-		-		-	
Pneumatic and hydraulic and electri	3125	**2,556.54**	-		-		-	
Housings and cabinets and casings	3126	**109.56**	-		-		-	
Fabricated pipe assemblies	3131	**2,071.47**	2,071.47	100.00%	-		-	
Gaskets	3140	**12.50**	-		-		-	
Seals	3141	**3.90**	-		-		-	
Electronic components		**723.38**	**-**		**-**		**-**	
Unspecified at family level		**86.19**	-		-		-	
Printed circuits and integrated cir	3210	**116.01**	-		-		-	
Passive discrete components	3212	**61.52**	-		-		-	
Electronic hardware and component p	3213	**306.28**	-		-		-	
Automation control devices and comp	3215	**153.38**	-		-		-	
Electrical systems components		**62,510.46**	**3,848.27**	**6.16%**	**-**		**-**	
Unspecified at family level		**51.30**	-		-		-	
Lamps and lightbulbs and lamp compo	3910	**28,891.68**	309.96	1.07%	-		-	
Lighting Fixtures and Accessories	3911	**8,911.38**	-		-		-	
Electrical equipment and components	3912	**21,770.09**	3,538.31	16.25%	-		-	
Electrical wire management devices	3913	**2,886.01**	-		-		-	
Distribution equipment		**39,384.95**	**3,170.41**	**8.05%**	**-**		**-**	
Heating and ventilation and air cir	4010	**23,440.28**	1,698.10	7.24%	-		-	
Fluid and gas distribution	4014	**428.87**	-		-		-	
Industrial pumps and compressors	4015	**10,833.96**	1,472.30	13.59%	-		-	
Industrial filtering and purificati	4016	**1,263.17**	-		-		-	
Pipe piping and pipe fittings	4017	**3,401.40**	-		-		-	
Tubes tubing and tube fittings	4018	**17.26**	-		-		-	
Laboratory and testing equipment		**230,451.73**	**1,068.24**	**0.46%**	**106.40**	**0.05%**	**-**	
Unspecified at family level		**5,893.36**	-		-		-	
Laboratory and scientific equipment	4110	**144,731.13**	-		-		-	
Measuring and observing and testing	4111	**56,815.97**	-		19.68	0.03%	-	
Laboratory supplies and fixtures	4112	**23,011.28**	1,068.24	4.64%	86.72	0.38%	-	
Medical equipment		**735,687.00**	**24,364.72**	**3.31%**	**-**		**-**	
Unspecified at family level		**263,973.36**	0.93	0.00%	-		-	
Veterinary equipment and supplies	4212	**6,334.51**	-		-		-	
Medical apparel and textiles	4213	**475.62**	-		-		-	
Patient care and treatment products	4214	**65,178.11**	29.14	0.04%	-		-	

Spend at family level (Thousand USD)	Family	Total	IOM	%	ITC	%	ITU	%
Dental equipment and supplies	4215	**286.87**	-		-		-	
Dialysis equipment and supplies	4216	**1.50**	-		-		-	
Mobile medical services products	4217	**83,664.59**	465.48	0.56%	-		-	
Patient exam and monitoring product	4218	**15,097.46**	1.88	0.01%	-		-	
Medical facility products	4219	**41,223.20**	5,142.89	12.48%	-		-	
Medical diagnostic imaging and nucl	4220	**12,703.78**	11.64	0.09%	-		-	
Independent living aids for the phy	4221	**18,732.49**	18,712.76	99.89%	-		-	
Intravenous and arterial administra	4222	**178.57**	-		-		-	
Clinical nutrition	4223	**220,443.85**	-		-		-	
Orthopedic and prosthetic and sport	4224	**2,510.16**	-		-		-	
Physical and occupational therapy a	4225	**11.81**	-		-		-	
Postmortem and mortuary equipment a	4226	**0.60**	-		-		-	
Respiratory and anesthesia and resu	4227	**1,201.88**	-		-		-	
Medical cleaning and sterilization	4228	**760.77**	-		-		-	
Surgical products	4229	**928.70**	-		-		-	
Medical training and education supp	4230	**1,694.12**	-		-		-	
Wound care products	4231	**285.04**	-		-		-	
IT and communications equipment		**626,104.44**	**52,289.95**	**8.35%**	**1,004.10**	**0.16%**	**3,719.97**	**0.59%**
Unspecified at family level		**13,588.65**	1,082.56	7.97%	-		187.99	1.38%
Communications Devices and Accessor	4319	**24,518.50**	1.12	0.00%	12.19	0.05%	-	
Components for information technolo	4320	**32,586.61**	-		39.55	0.12%	2,062.32	6.33%
Computer Equipment and Accessories	4321	**336,560.44**	13,692.02	4.07%	563.84	0.17%	-	
Data Voice or Multimedia Network Eq	4322	**114,007.93**	5,467.65	4.80%	76.90	0.07%	-	
Software	4323	**104,842.31**	32,046.61	30.57%	311.62	0.30%	1,469.66	1.40%
Office equipment		**146,880.05**	**4,354.32**	**2.96%**	**59.25**	**0.04%**	**184.79**	**0.13%**
Unspecified at family level		**60,011.62**	572.56	0.95%	-		-	
Office machines and their supplies	4410	**42,535.12**	1,911.27	4.49%	21.58	0.05%	-	
Office and desk accessories	4411	**5,818.01**	-		0.24	0.00%	-	
Office supplies	4412	**38,515.29**	1,870.49	4.86%	37.43	0.10%	184.79	0.48%
Printing, photo and AV equipment		**29,630.86**	**-**		**17.71**	**0.06%**	**-**	
Unspecified at family level		**635.13**	-		-		-	
Printing and publishing equipment	4510	**3,727.99**	-		0.85	0.02%	-	
Audio and visual presentation and c	4511	**10,827.98**	-		4.42	0.04%	-	
Photographic or filming or video eq	4512	**13,975.49**	-		12.44	0.09%	-	
Photographic and recording media	4513	**259.79**	-		-		-	
Photographic filmmaking supplies	4514	**204.48**	-		-		-	
Security and safety equipment		**46,505.33**	**1,140.75**	**2.45%**	**19.90**	**0.04%**	**-**	
Unspecified at family level		**171.93**	-		-		-	
Light weapons and ammunition	4610	**9,664.44**	-		-		-	
Conventional war weapons	4611	**5.39**	-		-		-	
Rockets and subsystems	4613	**0.65**	-		-		-	
Law enforcement	4615	**9,413.55**	-		-		-	
Public safety and control	4616	**519.92**	-		-		-	
Security surveillance and detection	4617	**12,888.08**	-		0.87	0.01%	-	
Personal safety and protection	4618	**7,450.99**	-		4.00	0.05%	-	
Fire protection	4619	**2,017.19**	-		15.03	0.75%	-	
Defense and law enforcement and sec	4620	**129.30**	-		-		-	
Workplace safety equipment and supp	4621	**1,311.23**	1,140.75	87.00%	-		-	
Military weapon and ammunition disa	4622	**2,932.66**	-		-		-	
Cleaning equipment		**27,853.90**	**604.31**	**2.17%**	**-**		**-**	
Unspecified at family level		**158.34**	-		-		-	
Water and wastewater treatment supp	4710	**13,668.98**	-		-		-	
Industrial laundry and dry cleaning	4711	**763.52**	-		-		-	
Janitorial equipment	4712	**1,293.36**	4.83	0.37%	-		-	
Cleaning and janitorial supplies	4713	**11,969.71**	599.48	5.01%	-		-	
Services industry equipment		**23,093.57**	**4,003.11**	**17.33%**	**10.95**	**0.05%**	**-**	
Unspecified at family level		**3.75**	-		-		-	
Institutional food services equipme	4810	**23,071.12**	4,003.11	17.35%	10.95	0.05%	-	
Vending machines	4811	**5.79**	-		-		-	
Funeral equipment and materials	4813	**12.91**	-		-		-	
Sports and recreational equipment		**66,276.90**	**3,738.55**	**5.64%**	**(0.18)**	**0.00%**	**34.44**	**0.05%**
Unspecified at family level		**93.54**	-		-		-	
Collectibles and awards	4910	**5,211.96**	-		(0.18)	0.00%	34.44	0.66%
Camping and outdoor equipment and a	4912	**58,078.14**	3,738.55	6.44%	-		-	
Fishing and hunting equipment	4913	**145.26**	-		-		-	
Field and court sports equipment	4916	**452.81**	-		-		-	
Gymnastics and boxing equipment	4917	**70.66**	-		-		-	
Target and table games and equipmen	4918	**91.06**	-		-		-	
Fitness equipment	4920	**962.12**	-		-		-	
Other sports	4921	**88.46**	-		-		-	
Sports equipment and accessories	4922	**1,065.40**	-		-		-	
Recreation and playground and swimm	4924	**17.49**	-		-		-	
Food and beverage products		**1,893,768.83**	**448.31**	**0.02%**	**24.59**	**0.00%**	**-**	
Unspecified at family level		**4,304.60**	-		-		-	
Nuts and seeds	5010	**670.59**	-		-		-	
Meat and poultry products	5011	**2,810.40**	-		-		-	
Seafood	5012	**4,941.36**	-		-		-	
Dairy products and eggs	5013	**36,397.59**	-		-		-	
Edible oils and fats	5015	**178,857.76**	-		5.71	0.00%	-	
Chocolate and sugars and sweeteners	5016	**38,589.77**	-		-		-	
Seasonings and preservatives	5017	**3,802.14**	-		-		-	
Bread and bakery products	5018	**6,220.40**	-		-		-	
Prepared and preserved foods	5019	**410,790.67**	-		-		-	
Beverages	5020	**2,505.14**	448.31	17.90%	18.88	0.75%	-	
Tobacco and smoking products and su	5021	**2.32**	-		-		-	

Spend at family level (Thousand USD)	Family	Total	IOM	%	ITC	%	ITU	%
Cereal and pulse products	5022	**640,320.69**	-		-		-	
Fresh fruits	5030	**140.65**	-		-		-	
Organic fresh fruits	5031	**22.29**	-		-		-	
Dried fruit	5032	**614.74**	-		-		-	
Frozen fruit	5034	**4.43**	-		-		-	
Canned or jarred organic fruit	5037	**8.08**	-		-		-	
Fresh fruit purees	5038	**3.95**	-		-		-	
Fresh vegetables	5040	**242,104.62**	-		-		-	
Dried vegetables	5042	**11,388.86**	-		-		-	
Canned or jarred vegetables	5046	**1,553.91**	-		-		-	
Nutritional supplements	5050	**307,713.87**	-		-		-	
Pharmaceuticals, contraceptives, vaccines		**2,641,368.85**	**4,320.39**	**0.16%**	**-**		**-**	
Unspecified at family level		**1,586,924.47**	3,520.64	0.22%	-		-	
Amebicides and trichomonacides and	5110	**137,796.03**	-		-		-	
Antiarrythmics and antianginals and	5112	**741.70**	-		-		-	
Hematolic drugs	5113	**5,303.12**	-		-		-	
Central nervous system drugs	5114	**1,163.92**	-		-		-	
Autonomic nervous system drugs	5115	**145.31**	-		-		-	
Drugs affecting the respiratory tra	5116	**3,864.91**	-		-		-	
Drugs affecting the gastrointestina	5117	**395.94**	-		-		-	
Hormones and hormone antagonists	5118	**120,553.14**	-		-		-	
Agents affecting water and electrol	5119	**3,543.99**	-		-		-	
Immunomodulating drugs	5120	**601,757.54**	799.75	0.13%	-		-	
Drugs affecting the ears, eye, nose	5124	**404.77**	-		-		-	
Anaesthetic drugs and related adjun	5127	**17.62**	-		-		-	
Antibacterials	5128	**6,893.71**	-		-		-	
Antifungal drugs	5130	**833.90**	-		-		-	
Antihistamines or H1 blockers	5131	**2.02**	-		-		-	
Antipsychotics	5133	**19.86**	-		-		-	
Antiviral drugs	5134	**46,048.43**	-		-		-	
Estrogens and progestins and intern	5135	**121,182.54**	-		-		-	
Controlled substance analgesics	5137	**37.60**	-		-		-	
Nonsteroidal anti inflammatory drug	5138	**1.34**	-		-		-	
Vasodilators	5141	**2.70**	-		-		-	
Corticosteroids	5142	**27.57**	-		-		-	
Antihypertensive drugs	5143	**3,407.18**	-		-		-	
Radiopharmaceuticals and contrast m	5144	**95.27**	-		-		-	
Anthelmintics	5145	**138.70**	-		-		-	
Antiseptics	5147	**65.57**	-		-		-	
Domestic appliances and electronics		**128,602.34**	**48,277.48**	**37.54%**	**5.93**	**0.00%**	**-**	
Unspecified at family level		**4,331.40**	-		-		-	
Floor coverings	5210	**198.29**	-		-		-	
Bedclothes and table and kitchen li	5212	**50,057.83**	6,083.12	12.15%	-		-	
Window treatments	5213	**868.75**	-		-		-	
Domestic appliances	5214	**43,011.17**	40,783.29	94.82%	-		-	
Domestic kitchenware and kitchen su	5215	**17,560.24**	-		-		-	
Consumer electronics	5216	**12,574.67**	1,411.07	11.22%	5.93	0.05%	-	
Apparel, luggage and personal care		**126,776.03**	**15,747.03**	**12.42%**	**2.24**	**0.00%**	**11.18**	**0.01%**
Unspecified at family level		**35,716.66**	-		-		-	
Clothing	5310	**42,184.49**	5,608.39	13.29%	2.24	0.01%	11.18	0.03%
Footwear	5311	**5,824.96**	-		-		-	
Luggage and handbags and packs and	5312	**307.96**	-		-		-	
Personal care products	5313	**42,724.69**	10,138.65	23.73%	-		-	
Sewing supplies and accessories	5314	**17.26**	-		-		-	
Timepieces, jewelry and gemstones		**47.40**	**-**		**-**		**-**	
Unspecified at family level		**31.93**	-		-		-	
Timepieces	5411	**15.47**	-		-		-	
Published products		**81,058.05**	**2,216.86**	**2.73%**	**80.55**	**0.10%**	**102.64**	**0.13%**
Unspecified at family level		**49,393.86**	-		-		-	
Printed media	5510	**24,835.41**	2,216.65	8.93%	11.66	0.05%	102.64	0.41%
Electronic reference material	5511	**1,042.34**	0.21	0.02%	57.57	5.52%	-	
Signage and accessories	5512	**5,786.43**	-		11.32	0.20%	-	
Furniture		**64,564.13**	**9,438.98**	**14.62%**	**69.79**	**0.11%**	**131.66**	**0.20%**
Unspecified at family level		**2,838.80**	-		4.77	0.17%	-	
Accommodation furniture	5610	**50,028.85**	9,438.98	18.87%	-		131.66	0.26%
Commercial and industrial furniture	5611	**8,232.71**	-		65.02	0.79%	-	
Classroom and instructional and ins	5612	**3,038.85**	-		-		-	
Merchandising furniture and accesso	5613	**240.44**	-		-		-	
Decorative adornments	5614	**184.48**	-		-		-	
Musical instruments and arts and crafts		**90,178.21**	**1,703.94**	**1.89%**	**-**		**-**	
Unspecified at family level		**78,654.73**	-		-		-	
Developmental and professional teac	6010	**10,604.07**	1,703.94	16.07%	-		-	
Classroom decoratives and supplies	6011	**309.64**	-		-		-	
Arts and crafts equipment and acces	6012	**228.60**	-		-		-	
Musical Instruments and parts and a	6013	**376.42**	-		-		-	
Toys and games	6014	**4.74**	-		-		-	
Financial instruments products		**250.22**	**-**		**-**		**-**	
Unspecified at family level		**0.01**	-		-		-	
Securities	6411	**4.39**	-		-		-	
Insurable interest contracts	6412	**16.29**	-		-		-	
General agreements and contracts	6413	**229.53**	-		-		-	
Farming, fishing, forestry services		**33,059.42**	**23.40**	**0.07%**	**-**		**-**	
Unspecified at family level		**67.58**	-		-		-	

Spend at family level (Thousand USD)	Family	Total	IOM	%	ITC	%	ITU	%
Fisheries and aquaculture	7010	**1,133.36**	-		-		-	
Horticulture	7011	**7,044.89**	-		-		-	
Livestock services	7012	**1,894.40**	-		-		-	
Land and soil preparation and manag	7013	**422.14**	23.40	5.54%	-		-	
Crop production and management and	7014	**1,691.51**	-		-		-	
Forestry	7015	**2,684.91**	-		-		-	
Wildlife and flora	7016	**527.88**	-		-		-	
Water resources development and ove	7017	**17,592.73**	-		-		-	
Mining, oil and gas services		**1,190.56**	**-**		**-**		**-**	
Mining services	7110	**10.98**	-		-		-	
Oil and gas exploration services	7111	**6.38**	-		-		-	
Well drilling and construction serv	7112	**423.03**	-		-		-	
Oil and gas data management and pro	7115	**739.72**	-		-		-	
Oil and gas well project management	7116	**10.44**	-		-		-	
Building and maintenance services		**1,302,987.43**	**196,328.51**	**15.07%**	**198.08**	**0.02%**	**1,801.10**	**0.14%**
Unspecified at family level		**248,129.38**	1,399.88	0.56%	100.53	0.04%	-	
Building and facility maintenance a	7210	**572,229.82**	190,650.30	33.32%	11.91	0.00%	1,355.38	0.24%
Residential building construction s	7211	**24,637.86**	-		-		-	
Nonresidential building constructio	7212	**229,589.33**	3,885.79	1.69%	-		-	
Heavy construction services	7214	**71,326.56**	1.31	0.00%	-		-	
Specialized trade construction and	7215	**157,074.48**	391.22	0.25%	85.64	0.05%	445.72	0.28%
Industrial manufacturing services		**73,032.43**	**-**		**104.52**	**0.14%**	**-**	
Unspecified at family level		**170.52**	-		-		-	
Plastic and chemical industries	7310	**820.95**	-		-		-	
Wood and paper industries	7311	**112.18**	-		-		-	
Metal and mineral industries	7312	**21.25**	-		-		-	
Food and beverage industries	7313	**481.24**	-		-		-	
Fibers and textiles and fabric indu	7314	**169.66**	-		1.66	0.98%	-	
Manufacturing support services	7315	**28,875.72**	-		102.86	0.36%	-	
Machinery and transport equipment m	7316	**62.26**	-		-		-	
Manufacture of electrical goods and	7317	**29.00**	-		-		-	
Machining and processing services	7318	**42,289.65**	-		-		-	
Industrial cleaning services		**93,509.67**	**758.34**	**0.81%**	**279.84**	**0.30%**	**665.43**	**0.71%**
Unspecified at family level		**656.28**	-		-		-	
Decontamination services	7610	**1,162.38**	69.07	5.94%	-		-	
Cleaning and janitorial services	7611	**74,584.72**	689.27	0.92%	292.51	0.39%	665.43	0.89%
Refuse disposal and treatment	7612	**13,375.67**	-		(12.67)	-0.09%	-	
Toxic and hazardous waste cleanup	7613	**3,730.63**	-		-		-	
Environmental services		**93,142.64**	**-**		**-**		**-**	
Unspecified at family level		**585.98**	-		-		-	
Environmental management	7710	**71,821.56**	-		-		-	
Environmental protection	7711	**11,264.91**	-		-		-	
Pollution tracking and monitoring a	7712	**7,946.40**	-		-		-	
Pollutants tracking and monitoring	7713	**1,523.79**	-		-		-	
Transportation, storage, mail services		**2,323,126.23**	**55,438.93**	**2.39%**	**151.07**	**0.01%**	**1,133.59**	**0.05%**
Unspecified at family level		**159,440.80**	1.45	0.00%	-		-	
Mail and cargo transport	7810	**1,065,640.63**	2,714.33	0.25%	28.57	0.00%	480.20	0.05%
Passenger transport	7811	**644,232.06**	12,184.07	1.89%	121.95	0.02%	645.74	0.10%
Material packing and handling	7812	**28,509.73**	-		-		-	
Storage	7813	**63,027.93**	-		-		-	
Transport services	7814	**328,243.09**	36,131.75	11.01%	0.33	0.00%	-	
Transportation repair or maintenanc	7818	**34,031.99**	4,407.33	12.95%	0.22	0.00%	7.65	0.02%
Management and admin services		**1,809,281.45**	**33,467.54**	**1.85%**	**3,283.78**	**0.18%**	**5,050.44**	**0.28%**
Unspecified at family level		**208,588.42**	-		(39.00)	-0.02%	-	
Management advisory services	8010	**307,937.35**	24,831.90	8.06%	1,231.29	0.40%	4,843.75	1.57%
Human resources services	8011	**126,426.13**	-		(1.90)	0.00%	-	
Legal services	8012	**9,301.45**	10.02	0.11%	9.28	0.10%	-	
Real estate services	8013	**370,614.29**	105.27	0.03%	1,359.23	0.37%	42.54	0.01%
Marketing and distribution	8014	**90,915.85**	8,031.56	8.83%	364.60	0.40%	7.65	0.01%
Trade policy and services	8015	**4,673.95**	-		-		-	
Business administration services	8016	**682,227.22**	488.79	0.07%	360.28	0.05%	156.50	0.02%
Public relations and professional c	8017	**8,596.80**	-		-		-	
Engineering and research services		**1,279,417.52**	**8,538.12**	**0.67%**	**1,263.79**	**0.10%**	**1,215.36**	**0.09%**
Unspecified at family level		**170,466.91**	-		-		-	
Professional engineering services	8110	**376,795.77**	-		22.23	0.01%	-	
Computer services	8111	**455,102.41**	5,828.32	1.28%	1,074.23	0.24%	852.81	0.19%
Economics	8112	**5,134.64**	-		-		-	
Statistics	8113	**15,079.89**	-		104.81	0.70%	-	
Manufacturing technologies	8114	**80,829.43**	-		-		-	
Earth science services	8115	**6,522.04**	-		-		-	
Information Technology Service Deli	8116	**169,331.15**	2,709.79	1.60%	62.52	0.04%	362.55	0.21%
Biological science services	8117	**155.29**	-		-		-	
Editorial, design, graphic services		**281,753.99**	**4,409.09**	**1.56%**	**431.33**	**0.15%**	**62.92**	**0.02%**
Unspecified at family level		**51,986.33**	-		-		-	
Advertising	8210	**11,871.33**	-		23.79	0.20%	-	
Writing and translations	8211	**130,705.23**	1,182.50	0.90%	262.36	0.20%	-	
Reproduction services	8212	**60,784.02**	3,226.59	5.31%	1.77	0.00%	62.92	0.10%
Photographic services	8213	**6,948.54**	-		100.40	1.44%	-	
Graphic design	8214	**18,839.53**	-		43.01	0.23%	-	
Professional artists and performers	8215	**600.14**	-		-		-	
Film and theater production support	8216	**18.88**	-		-		-	
Public sector related services		**182,009.85**	**1,773.86**	**0.97%**	**679.66**	**0.37%**	**1,082.86**	**0.59%**
Unspecified at family level		**111.01**	15.92	14.34%	-		-	
Utilities	8310	**107,977.33**	1,757.93	1.63%	191.70	0.18%	1,082.86	1.00%
Telecommunications media services	8311	**46,066.71**	-		170.69	0.37%	-	

Spend at family level (Thousand USD)	Family	Total	IOM	%	ITC	%	ITU	%
Information services	**8312**	**27,854.80**	**-**		**317.27**	**1.14%**	**-**	
Financial and insurance services		**438,376.64**	9,572.38	2.18%	103.53	0.02%	20,221.51	4.61%
Unspecified at family level		**237,173.36**	0.30	0.00%	-		-	
Development finance	8410	**63,291.74**	7,918.35	12.51%	-		-	
Accounting and bookkeeping services	8411	**50,280.58**	147.02	0.29%	47.25	0.09%	-	
Banking and investment	8412	**28,044.26**	-		(0.01)	0.00%	-	
Insurance and retirement services	8413	**58,872.59**	1,506.70	2.56%	56.29	0.10%	20,221.51	34.35%
Credit agencies	8414	**714.12**	-		-		-	
Healthcare services		**347,667.61**	**3,644.01**	**1.05%**	**0.10**	**0.00%**	**-**	
Unspecified at family level		**12,859.12**	796.86	6.20%	0.10	0.00%	-	
Comprehensive health services	8510	**278,860.49**	317.47	0.11%	-		-	
Disease prevention and control	8511	**22,014.91**	0.22	0.00%	-		-	
Medical practice	8512	**26,575.38**	2,402.99	9.04%	-		-	
Medical science research and experi	8513	**374.54**	50.35	13.44%	-		-	
Food and nutrition services	8515	**4,927.25**	-		-		-	
Medical Surgical Equipment Maintena	8516	**84.86**	-		-		-	
Death and dying support services	8517	**1,894.58**	-		-		-	
Diagnoses of infectious and parasit	8521	**76.12**	76.12	100.00%	-		-	
Diagnoses of diseases of the muscul	8537	**0.34**	-		-		-	
Education and training services		**221,693.51**	**6,590.38**	**2.97%**	**364.90**	**0.16%**	**581.87**	**0.26%**
Unspecified at family level		**15,008.41**	-		-		-	
Vocational training	8610	**141,685.45**	165.28	0.12%	360.90	0.25%	-	
Alternative educational systems	8611	**3,646.70**	329.03	9.02%	4.00	0.11%	134.97	3.70%
Educational institutions	8612	**839.32**	-		-		-	
Specialized educational services	8613	**48,348.15**	6,096.07	12.61%	-		446.90	0.92%
Educational facilities	8614	**12,165.49**	-		-		-	
Travel, food and lodging		**558,978.93**	**32,939.70**	**5.89%**	**5,687.65**	**1.02%**	**534.47**	**0.10%**
Unspecified at family level		**79,665.25**	-		1.28	0.00%	-	
Restaurants and catering	9010	**63,503.07**	-		235.36	0.37%	429.21	0.68%
Hotels and lodging and meeting faci	9011	**209,099.16**	32,795.63	15.68%	1,851.53	0.89%	105.27	0.05%
Travel facilitation	9012	**205,244.42**	144.06	0.07%	3,599.47	1.75%	-	
Performing arts	9013	**12.49**	-		-		-	
Commercial sports	9014	**154.13**	-		-		-	
Entertainment services	9015	**1,300.41**	-		-		-	
Personal and domestic services		**2,234.32**	**-**		**1.24**	**0.06%**	**39.55**	**1.77%**
Unspecified at family level		**18.40**	-		-		-	
Personal appearance	9110	**21.83**	-		-		-	
Domestic and personal assistance	9111	**2,194.09**	-		1.24	0.06%	39.55	1.80%
Public order and security services		**321,233.13**	**10,121.95**	**3.15%**	**31.26**	**0.01%**	**-**	
Unspecified at family level		**35,576.53**	-		-		-	
Public order and safety	9210	**10,651.12**	174.05	1.63%	-		-	
Military services and national defe	9211	**110,964.67**	-		-		-	
Security and personal safety	9212	**164,040.81**	9,947.90	6.06%	31.26	0.02%	-	
Politics and civic affairs services		**304,187.52**	**5,857.88**	**1.93%**	**-**		**-**	
Unspecified at family level		**1,073.85**	-		-		-	
Political systems and institutions	9310	**657.01**	-		-		-	
Socio political conditions	9311	**0.15**	-		-		-	
International relations	9312	**61,148.50**	189.51	0.31%	-		-	
Humanitarian aid and relief	9313	**130,984.79**	4,213.64	3.22%	-		-	
Community and social services	9314	**64,793.18**	1,338.34	2.07%	-		-	
Public administration and finance s	9315	**41,029.66**	-		-		-	
Taxation	9316	**1,015.60**	116.39	11.46%	-		-	
Trade policy and regulation	9317	**3,484.80**	-		-		-	
Organizations and clubs		**23,695.20**	**11,051.90**	**46.64%**	**1.52**	**0.01%**	**-**	
Unspecified at family level		**146.61**	-		1.52	1.03%	-	
Work related organizations	9410	**6,986.59**	-		-		-	
Civic organizations and association	9413	**16,562.00**	11,051.90	66.73%	-		-	
Land, building and structures		**125,368.83**	**9,040.18**	**7.21%**	**-**		**-**	
Land parcels	9510	**20.44**	20.44	100.00%	-		-	
Permanent buildings and structures	9512	**22,142.25**	8,959.66	40.46%	-		-	
Portable buildings and structures	9513	**35,107.01**	-		-		-	
Prefabricated buildings and structu	9514	**68,099.12**	60.08	0.09%	-		-	

Spend at family level (Thousand USD)	Family	Total	OPCW	%	PAHO	%	UN-ICTY/MICT	%
Live plant and animal material		**83,338.40**	**3.14**	**0.00%**	**9.63**	**0.01%**	**-**	
Unspecified at family level		**2,411.93**	-		-		-	
Live animals	1010	**11,198.91**	-		-		-	
Animal feed	1012	**11,956.56**	-		-		-	
Animal containment and habitats	1013	**1,409.97**	-		-		-	
Seeds and bulbs and seedlings and c	1015	**34,917.94**	-		-		-	
Floriculture and silviculture produ	1016	**3,384.48**	-		-		-	
Fertilizers and plant nutrients and	1017	**14,573.02**	-		-		-	
Pest control products	1019	**3,467.31**	-		9.63	0.28%	-	
Live plants of high species or vari	1021	**12.19**	-		-		-	
Live plants of low species or varie	1022	**3.14**	3.14	100.00%	-		-	
Fresh cut floral bouquets	1034	**2.94**	-		-		-	
Mineral and textile materials		**13,468.08**	**-**		**-**		**3.11**	**0.02%**
Unspecified at family level		**-3.76**	-		-		-	
Minerals and ores and metals	1110	**421.79**	-		-		-	
Earth and stone	1111	**7,940.63**	-		-		-	
Non edible plant and forestry produ	1112	**4,352.47**	-		-		3.11	0.07%
Non edible animal products	1113	**22.41**	-		-		-	
Scrap and waste materials	1114	**6.02**	-		-		-	
Fibers and threads and yarns	1115	**256.52**	-		-		-	
Fabrics and leather materials	1116	**469.63**	-		-		-	
Alloys	1117	**1.14**	-		-		-	
Metal waste scrap and by products	1119	**1.24**	-		-		-	
Chemicals		**8,360.18**	**24.26**	**0.29%**	**806.36**	**9.65%**	**-**	
Unspecified at family level		**479.19**	15.55	3.25%	-		-	
Explosive materials	1213	**424.53**	-		-		-	
Elements and gases	1214	**6,156.38**	-		-		-	
Additives	1216	**842.03**	-		806.36	95.76%	-	
Colorants	1217	**36.25**	-		-		-	
Waxes and oils	1218	**376.04**	0.19	0.05%	-		-	
Solvents	1219	**3.03**	-		-		-	
Compounds and mixtures	1235	**42.72**	8.52	19.95%	-		-	
Resin, rubber, elastomeric material		**294.08**	**-**		**-**		**-**	
Unspecified at family level		**30.32**	-		-		-	
Rubber and elastomers	1310	**29.34**	-		-		-	
Resins and rosins and other resin d	1311	**234.42**	-		-		-	
Paper materials and products		**12,529.34**	**65.60**	**0.52%**	**98.66**	**0.79%**	**4.69**	**0.04%**
Unspecified at family level		**1,403.60**	-		-		-	
Paper materials	1410	**333.08**	39.20	11.77%	-		-	
Paper products	1411	**10,028.14**	26.39	0.26%	98.66	0.98%	4.69	0.05%
Industrial use papers	1412	**764.52**	-		-		-	
Fuels and lubricants etc.		**611,690.77**	**20.20**	**0.00%**	**233.16**	**0.04%**	**343.67**	**0.06%**
Unspecified at family level		**10,046.90**	-		-		-	
Fuels	1510	**598,349.29**	20.20	0.00%	233.16	0.04%	343.67	0.06%
Gaseous fuels and additives	1511	**276.68**	-		-		-	
Lubricants and oils and greases and	1512	**3,017.89**	-		-		-	
Mining and well drilling equipment		**6,025.39**	**-**		**-**		**-**	
Mining and quarrying machinery and	2010	**2,050.05**	-		-		-	
Well drilling and operation equipme	2011	**1,535.96**	-		-		-	
Oil and gas drilling and exploratio	2012	**2,342.99**	-		-		-	
Oil and gas operating and productio	2014	**96.39**	-		-		-	
Farming, fishing equipment		**40,332.85**	**0.38**	**0.00%**	**-**		**-**	
Unspecified at family level		**63.34**	-		-		-	
Agricultural and forestry and lands	2110	**32,545.54**	0.38	0.00%	-		-	
Fishing and aquaculture equipment	2111	**7,723.98**	-		-		-	
Building and construction machinery		**11,779.89**	**-**		**-**		**-**	
Unspecified at family level		**5,123.70**	-		-		-	
Heavy construction machinery and eq	2210	**6,656.19**	-		-		-	
Industrial manufacturing machinery		**13,603.04**	**-**		**-**		**(0.23)**	**0.00%**
Unspecified at family level		**398.39**	-		-		-	
Raw materials processing machinery	2310	**1,815.26**	-		-		-	
Petroleum processing machinery	2311	**30.00**	-		-		-	
Textile and fabric machinery and ac	2312	**1,556.87**	-		-		-	
Lapidary machinery and equipment	2313	**31.11**	-		-		-	
Leatherworking repairing machinery	2314	**535.51**	-		-		-	
Industrial process machinery and eq	2315	**2,924.64**	-		-		-	
Foundry machines and equipment and	2316	**5.80**	-		-		-	
Industrial food and beverage equipm	2318	**1,171.89**	-		-		-	
Mixers and their parts and accessor	2319	**7.47**	-		-		-	
Mass transfer equipment	2320	**160.53**	-		-		-	
Electronic manufacturing machinery	2321	**62.31**	-		-		-	
Chicken processing machinery and eq	2322	**1.93**	-		-		-	
Sawmilling and lumber processing ma	2323	**40.89**	-		-		-	
Metal cutting machinery and accesso	2324	**2,219.81**	-		-		(0.23)	-0.01%
Metal forming machinery and accesso	2325	**449.49**	-		-		-	
Rapid prototyping machinery and acc	2326	**22.20**	-		-		-	
Welding and soldering and brazing m	2327	**155.83**	-		-		-	
Metal treatment machinery	2328	**41.12**	-		-		-	
Industrial machine tools	2329	**1,943.67**	-		-		-	
Wire machinery and equipment	2330	**28.33**	-		-		-	
Material handling machinery		**84,770.84**	**19.70**	**0.02%**	**1,312.44**	**1.55%**	**11.90**	**0.01%**
Unspecified at family level		**11,920.30**	-		-		-	
Material handling machinery and equ	2410	**11,662.01**	2.75	0.02%	-		3.53	0.03%
Containers and storage	2411	**40,875.67**	16.95	0.04%	272.07	0.67%	-	
Packaging materials	2412	**3,245.71**	-		0.04	0.00%	-	

Spend at family level (Thousand USD)	Family	Total	OPCW	%	PAHO	%	UN-ICTY/MICT	%
Industrial refrigeration	2413	**6,185.05**	-		1,040.32	16.82%	8.37	0.14%
Packing supplies	2414	**10,882.10**	-		0.02	0.00%	-	
Motor vehicles and parts		**443,128.27**	**7.60**	**0.00%**	**4,997.12**	**1.13%**	**65.41**	**0.01%**
Unspecified at family level		**20,278.15**	-		-		-	
Motor vehicles	2510	**359,951.08**	0.67	0.00%	4,916.31	1.37%	47.64	0.01%
Marine transport	2511	**5,392.06**	-		24.52	0.45%	-	
Railway and tramway machinery and e	2512	**61.21**	-		-		-	
Aircraft	2513	**614.53**	-		-		-	
Spacecraft	2515	**0.07**	-		-		-	
Non motorized cycles	2516	**1,160.93**	-		-		-	
Transportation components and syste	2517	**40,117.95**	6.93	0.02%	56.29	0.14%	17.77	0.04%
Vehicle bodies and trailers	2518	**3,957.32**	-		-		-	
Transportation services equipment	2519	**11,579.14**	-		-		-	
Aerospace systems and components an	2520	**15.83**	-		-		-	
Power generation machinery		**106,646.24**	**17.35**	**0.02%**	**249.37**	**0.23%**	**23.21**	**0.02%**
Unspecified at family level		**2.06**	-		-		-	
Power sources	2610	**9,441.25**	-		116.67	1.24%	-	
Batteries and generators and kineti	2611	**67,174.57**	17.10	0.03%	60.49	0.09%	1.66	0.00%
Electrical wire and cable and harne	2612	**6,613.93**	0.25	0.00%	44.61	0.67%	21.54	0.33%
Power generation	2613	**17,909.39**	-		27.59	0.15%	-	
Atomic and nuclear energy machinery	2614	**5,505.05**	-		-		-	
Tools and general machinery		**133,979.47**	**3.13**	**0.00%**	**81.26**	**0.06%**	**-**	
Unspecified at family level		**111,770.66**	0.81	0.00%	-		-	
Hand tools	2711	**21,295.71**	2.32	0.01%	81.26	0.38%	-	
Hydraulic machinery and equipment	2712	**548.69**	-		-		-	
Pneumatic machinery and equipment	2713	**129.78**	-		-		-	
Automotive specialty tools	2714	**234.63**	-		-		-	
Structures, construction components		**155,715.89**	**10.10**	**0.01%**	**42.52**	**0.03%**	**38.27**	**0.02%**
Unspecified at family level		**78,988.75**	-		-		-	
Structural components and basic sha	3010	**6,617.42**	-		-		-	
Concrete and cement and plaster	3011	**5,976.89**	-		-		-	
Roads and landscape	3012	**5,802.32**	-		-		-	
Structural building products	3013	**11,782.85**	-		-		-	
Insulation	3014	**511.96**	-		-		-	
Exterior finishing materials	3015	**12,741.36**	-		-		-	
Interior finishing materials	3016	**2,624.15**	10.10	0.38%	-		5.83	0.22%
Doors and windows and glass	3017	**2,867.12**	-		-		2.20	0.08%
Plumbing fixtures	3018	**1,313.31**	-		-		30.23	2.30%
Construction and maintenance suppor	3019	**1,527.65**	-		42.52	2.78%	-	
Portable Structure Building Compone	3024	**405.37**	-		-		-	
Structural materials	3026	**24,556.73**	-		-		-	
Manufacturing components		**8,425.01**	**7.23**	**0.09%**	**179.33**	**2.13%**	**8.60**	**0.10%**
Unspecified at family level		**12.04**	-		-		-	
Moldings	3114	**11.79**	-		-		-	
Rope and chain and cable and wire a	3115	**1,297.23**	-		0.27	0.02%	-	
Hardware	3116	**1,003.54**	6.46	0.64%	173.44	17.28%	2.84	0.28%
Bearings and bushings and wheels an	3117	**58.32**	-		-		5.76	9.87%
Grinding and polishing and smoothin	3119	**11.55**	-		-		-	
Adhesives and sealants	3120	**364.39**	0.77	0.21%	2.89	0.79%	-	
Paints and primers and finishes	3121	**903.95**	-		2.73	0.30%	-	
Industrial optics	3124	**8.24**	-		-		-	
Pneumatic and hydraulic and electri	3125	**2,556.54**	-		-		-	
Housings and cabinets and casings	3126	**109.56**	-		-		-	
Fabricated pipe assemblies	3131	**2,071.47**	-		-		-	
Gaskets	3140	**12.50**	-		-		-	
Seals	3141	**3.90**	-		-		-	
Electronic components		**723.38**	**-**		**-**		**5.17**	**0.72%**
Unspecified at family level		**86.19**	-		-		5.17	6.00%
Printed circuits and integrated cir	3210	**116.01**	-		-		-	
Passive discrete components	3212	**61.52**	-		-		-	
Electronic hardware and component p	3213	**306.28**	-		-		-	
Automation control devices and comp	3215	**153.38**	-		-		-	
Electrical systems components		**62,510.46**	**77.26**	**0.12%**	**197.37**	**0.32%**	**39.93**	**0.06%**
Unspecified at family level		**51.30**	-		-		4.39	8.55%
Lamps and lightbulbs and lamp compo	3910	**28,891.68**	-		12.34	0.04%	14.38	0.05%
Lighting Fixtures and Accessories	3911	**8,911.38**	15.09	0.17%	47.44	0.53%	6.25	0.07%
Electrical equipment and components	3912	**21,770.09**	62.17	0.29%	137.59	0.63%	14.92	0.07%
Electrical wire management devices	3913	**2,886.01**	-		-		-	
Distribution equipment		**39,384.95**	**51.63**	**0.13%**	**27.01**	**0.07%**	**11.97**	**0.03%**
Heating and ventilation and air cir	4010	**23,440.28**	-		11.36	0.05%	11.97	0.05%
Fluid and gas distribution	4014	**428.87**	-		-		-	
Industrial pumps and compressors	4015	**10,833.96**	-		-		-	
Industrial filtering and purificati	4016	**1,263.17**	51.63	4.09%	15.65	1.24%	-	
Pipe piping and pipe fittings	4017	**3,401.40**	-		-		-	
Tubes tubing and tube fittings	4018	**17.26**	-		-		-	
Laboratory and testing equipment		**230,451.73**	**1,706.45**	**0.74%**	**8,153.88**	**3.54%**	**8.74**	**0.00%**
Unspecified at family level		**5,893.36**	-		-		-	
Laboratory and scientific equipment	4110	**144,731.13**	1,044.07	0.72%	1,503.00	1.04%	8.16	0.01%
Measuring and observing and testing	4111	**56,815.97**	459.39	0.81%	5,500.97	9.68%	0.58	0.00%
Laboratory supplies and fixtures	4112	**23,011.28**	202.99	0.88%	1,149.90	5.00%	-	
Medical equipment		**735,687.00**	**208.36**	**0.03%**	**7,960.67**	**1.08%**	**17.86**	**0.00%**
Unspecified at family level		**263,973.36**	-		1,769.44	0.67%	-	
Veterinary equipment and supplies	4212	**6,334.51**	-		3.29	0.05%	-	
Medical apparel and textiles	4213	**475.62**	-		-		-	
Patient care and treatment products	4214	**65,178.11**	0.06	0.00%	5,337.33	8.19%	14.76	0.02%

Spend at family level (Thousand USD)	Family	Total	OPCW	%	PAHO	%	UN-ICTY/MICT	%
Dental equipment and supplies	4215	**286.87**	-		-		-	
Dialysis equipment and supplies	4216	**1.50**	-		-		-	
Mobile medical services products	4217	**83,664.59**	68.57	0.08%	748.52	0.89%	-	
Patient exam and monitoring product	4218	**15,097.46**	-		4.78	0.03%	-	
Medical facility products	4219	**41,223.20**	11.68	0.03%	52.76	0.13%	2.76	0.01%
Medical diagnostic imaging and nucl	4220	**12,703.78**	116.65	0.92%	-		-	
Independent living aids for the phy	4221	**18,732.49**	-		-		-	
Intravenous and arterial administra	4222	**178.57**	-		1.21	0.68%	-	
Clinical nutrition	4223	**220,443.85**	-		-		-	
Orthopedic and prosthetic and sport	4224	**2,510.16**	-		-		-	
Physical and occupational therapy a	4225	**11.81**	-		-		-	
Postmortem and mortuary equipment a	4226	**0.60**	-		-		-	
Respiratory and anesthesia and resu	4227	**1,201.88**	5.00	0.42%	3.52	0.29%	0.33	0.03%
Medical cleaning and sterilization	4228	**760.77**	-		2.48	0.33%	-	
Surgical products	4229	**928.70**	6.40	0.69%	17.06	1.84%	-	
Medical training and education supp	4230	**1,694.12**	-		18.17	1.07%	-	
Wound care products	4231	**285.04**	-		2.11	0.74%	-	
IT and communications equipment		**626,104.44**	**3,315.44**	**0.53%**	**6,670.75**	**1.07%**	**1,388.12**	**0.22%**
Unspecified at family level		**13,588.65**	-		-		-	
Communications Devices and Accessor	4319	**24,518.50**	74.04	0.30%	47.81	0.20%	196.57	0.80%
Components for information technolo	4320	**32,586.61**	44.14	0.14%	649.84	1.99%	357.62	1.10%
Computer Equipment and Accessories	4321	**336,560.44**	201.26	0.06%	4,156.19	1.23%	343.89	0.10%
Data Voice or Multimedia Network Eq	4322	**114,007.93**	11.78	0.01%	104.97	0.09%	210.62	0.18%
Software	4323	**104,842.31**	2,984.22	2.85%	1,711.94	1.63%	279.42	0.27%
Office equipment		**146,880.05**	**101.79**	**0.07%**	**2,764.12**	**1.88%**	**65.74**	**0.04%**
Unspecified at family level		**60,011.62**	-		-		-	
Office machines and their supplies	4410	**42,535.12**	20.52	0.05%	244.07	0.57%	38.76	0.09%
Office and desk accessories	4411	**5,818.01**	2.76	0.05%	85.54	1.47%	-	
Office supplies	4412	**38,515.29**	78.52	0.20%	2,434.51	6.32%	26.98	0.07%
Printing, photo and AV equipment		**29,630.86**	**19.04**	**0.06%**	**174.91**	**0.59%**	**175.27**	**0.59%**
Unspecified at family level		**635.13**	-		-		-	
Printing and publishing equipment	4510	**3,727.99**	0.93	0.02%	9.20	0.25%	-	
Audio and visual presentation and c	4511	**10,827.98**	-		47.76	0.44%	158.77	1.47%
Photographic or filming or video eq	4512	**13,975.49**	18.11	0.13%	117.95	0.84%	16.50	0.12%
Photographic and recording media	4513	**259.79**	-		-		-	
Photographic filmmaking supplies	4514	**204.48**	-		-		-	
Security and safety equipment		**46,505.33**	**790.19**	**1.70%**	**224.43**	**0.48%**	**487.65**	**1.05%**
Unspecified at family level		**171.93**	-		0.25	0.15%	-	
Light weapons and ammunition	4610	**9,664.44**	-		-		23.82	0.25%
Conventional war weapons	4611	**5.39**	-		-		-	
Rockets and subsystems	4613	**0.65**	-		-		-	
Law enforcement	4615	**9,413.55**	-		76.15	0.81%	158.58	1.68%
Public safety and control	4616	**519.92**	85.65	16.47%	-		1.11	0.21%
Security surveillance and detection	4617	**12,888.08**	295.12	2.29%	37.17	0.29%	359.18	2.79%
Personal safety and protection	4618	**7,450.99**	246.70	3.31%	36.65	0.49%	(62.30)	-0.84%
Fire protection	4619	**2,017.19**	24.34	1.21%	45.40	2.25%	7.26	0.36%
Defense and law enforcement and sec	4620	**129.30**	-		28.80	22.28%	-	
Workplace safety equipment and supp	4621	**1,311.23**	138.38	10.55%	-		-	
Military weapon and ammunition disa	4622	**2,932.66**	-		-		-	
Cleaning equipment		**27,853.90**	**0.34**	**0.00%**	**453.42**	**1.63%**	**1.57**	**0.01%**
Unspecified at family level		**158.34**	-		-		-	
Water and wastewater treatment supp	4710	**13,668.98**	-		372.32	2.72%	-	
Industrial laundry and dry cleaning	4711	**763.52**	-		-		-	
Janitorial equipment	4712	**1,293.36**	-		0.55	0.04%	1.57	0.12%
Cleaning and janitorial supplies	4713	**11,969.71**	0.34	0.00%	80.55	0.67%	-	
Services industry equipment		**23,093.57**	**12.57**	**0.05%**	**-**		**-**	
Unspecified at family level		**3.75**	-		-		-	
Institutional food services equipme	4810	**23,071.12**	9.91	0.04%	-		-	
Vending machines	4811	**5.79**	-		-		-	
Funeral equipment and materials	4813	**12.91**	2.66	20.58%	-		-	
Sports and recreational equipment		**66,276.90**	**14.37**	**0.02%**	**6.85**	**0.01%**	**9.82**	**0.01%**
Unspecified at family level		**93.54**	-		-		-	
Collectibles and awards	4910	**5,211.96**	2.75	0.05%	6.85	0.13%	2.75	0.05%
Camping and outdoor equipment and a	4912	**58,078.14**	8.98	0.02%	-		-	
Fishing and hunting equipment	4913	**145.26**	-		-		-	
Field and court sports equipment	4916	**452.81**	-		-		-	
Gymnastics and boxing equipment	4917	**70.66**	-		-		-	
Target and table games and equipmen	4918	**91.06**	-		-		-	
Fitness equipment	4920	**962.12**	2.65	0.27%	-		7.07	0.73%
Other sports	4921	**88.46**	-		-		-	
Sports equipment and accessories	4922	**1,065.40**	-		-		-	
Recreation and playground and swimm	4924	**17.49**	-		-		-	
Food and beverage products		**1,893,768.83**	**28.55**	**0.00%**	**2.32**	**0.00%**	**69.36**	**0.00%**
Unspecified at family level		**4,304.60**	-		-		-	
Nuts and seeds	5010	**670.59**	-		-		-	
Meat and poultry products	5011	**2,810.40**	-		-		-	
Seafood	5012	**4,941.36**	-		-		-	
Dairy products and eggs	5013	**36,397.59**	-		-		-	
Edible oils and fats	5015	**178,857.76**	-		-		-	
Chocolate and sugars and sweeteners	5016	**38,589.77**	-		-		-	
Seasonings and preservatives	5017	**3,802.14**	-		-		-	
Bread and bakery products	5018	**6,220.40**	-		-		-	
Prepared and preserved foods	5019	**410,790.67**	-		-		69.36	0.02%
Beverages	5020	**2,505.14**	28.55	1.14%	-		-	
Tobacco and smoking products and su	5021	**2.32**	-		2.32	100.00%	-	

Spend at family level (Thousand USD)	Family	Total	OPCW	%	PAHO	%	UN-ICTY/MICT	%
Cereal and pulse products	5022	**640,320.69**	-		-		-	
Fresh fruits	5030	**140.65**	-		-		-	
Organic fresh fruits	5031	**22.29**	-		-		-	
Dried fruit	5032	**614.74**	-		-		-	
Frozen fruit	5034	**4.43**	-		-		-	
Canned or jarred organic fruit	5037	**8.08**	-		-		-	
Fresh fruit purees	5038	**3.95**	-		-		-	
Fresh vegetables	5040	**242,104.62**	-		-		-	
Dried vegetables	5042	**11,388.86**	-		-		-	
Canned or jarred vegetables	5046	**1,553.91**	-		-		-	
Nutritional supplements	5050	**307,713.87**	-		-		-	
Pharmaceuticals, contraceptives, vaccines		**2,641,368.85**	**5.61**	**0.00%**	**631,390.45**	**23.90%**	**55.75**	**0.00%**
Unspecified at family level		**1,586,924.47**	-		-		42.10	0.00%
Amebicides and trichomonacides and	5110	**137,796.03**	-		2,149.75	1.56%	-	
Antiarrythmics and antianginals and	5112	**741.70**	-		11.28	1.52%	1.15	0.15%
Hematolic drugs	5113	**5,303.12**	-		3,095.29	58.37%	-	
Central nervous system drugs	5114	**1,163.92**	-		107.58	9.24%	4.46	0.38%
Autonomic nervous system drugs	5115	**145.31**	-		73.50	50.58%	-	
Drugs affecting the respiratory tra	5116	**3,864.91**	-		24.14	0.62%	-	
Drugs affecting the gastrointestina	5117	**395.94**	-		23.99	6.06%	-	
Hormones and hormone antagonists	5118	**120,553.14**	-		37.55	0.03%	-	
Agents affecting water and electrol	5119	**3,543.99**	-		2,676.51	75.52%	-	
Immunomodulating drugs	5120	**601,757.54**	-		570,402.89	94.79%	8.05	0.00%
Drugs affecting the ears, eye, nose	5124	**404.77**	-		59.02	14.58%	-	
Anaesthetic drugs and related adjun	5127	**17.62**	-		4.03	22.84%	-	
Antibacterials	5128	**6,893.71**	-		6,332.55	91.86%	-	
Antifungal drugs	5130	**833.90**	-		78.10	9.37%	-	
Antihistamines or H1 blockers	5131	**2.02**	-		2.02	100.00%	-	
Antipsychotics	5133	**19.86**	-		19.86	100.00%	-	
Antiviral drugs	5134	**46,048.43**	-		45,924.16	99.73%	-	
Estrogens and progestins and intern	5135	**121,182.54**	-		-		-	
Controlled substance analgesics	5137	**37.60**	-		-		-	
Nonsteroidal anti inflammatory drug	5138	**1.34**	-		1.34	100.00%	-	
Vasodilators	5141	**2.70**	-		2.70	100.00%	-	
Corticosteroids	5142	**27.57**	-		27.57	100.00%	-	
Antihypertensive drugs	5143	**3,407.18**	-		330.06	9.69%	-	
Radiopharmaceuticals and contrast m	5144	**95.27**	5.61	5.89%	-		-	
Anthelmintics	5145	**138.70**	-		6.56	4.73%	-	
Antiseptics	5147	**65.57**	-		-		-	
Domestic appliances and electronics		**128,602.34**	**83.42**	**0.06%**	**253.76**	**0.20%**	**425.78**	**0.33%**
Unspecified at family level		**4,331.40**	-		-		-	
Floor coverings	5210	**198.29**	17.76	8.95%	-		-	
Bedclothes and table and kitchen li	5212	**50,057.83**	-		-		-	
Window treatments	5213	**868.75**	-		-		-	
Domestic appliances	5214	**43,011.17**	-		3.35	0.01%	-	
Domestic kitchenware and kitchen su	5215	**17,560.24**	-		-		1.53	0.01%
Consumer electronics	5216	**12,574.67**	65.66	0.52%	250.40	1.99%	424.25	3.37%
Apparel, luggage and personal care		**126,776.03**	**38.55**	**0.03%**	**142.01**	**0.11%**	**29.32**	**0.02%**
Unspecified at family level		**35,716.66**	-		-		-	
Clothing	5310	**42,184.49**	9.01	0.02%	122.40	0.29%	27.78	0.07%
Footwear	5311	**5,824.96**	1.77	0.03%	-		-	
Luggage and handbags and packs and	5312	**307.96**	27.78	9.02%	19.60	6.37%	1.54	0.50%
Personal care products	5313	**42,724.69**	-		-		-	
Sewing supplies and accessories	5314	**17.26**	-		-		-	
Timepieces, jewelry and gemstones		**47.40**	**-**		**-**		**-**	
Unspecified at family level		**31.93**	-		-		-	
Timepieces	5411	**15.47**	-		-		-	
Published products		**81,058.05**	**184.13**	**0.23%**	**2,291.01**	**2.83%**	**44.56**	**0.05%**
Unspecified at family level		**49,393.86**	-		-		-	
Printed media	5510	**24,835.41**	173.67	0.70%	2,278.48	9.17%	14.55	0.06%
Electronic reference material	5511	**1,042.34**	-		1.02	0.10%	14.61	1.40%
Signage and accessories	5512	**5,786.43**	10.46	0.18%	11.51	0.20%	15.40	0.27%
Furniture		**64,564.13**	**66.57**	**0.10%**	**454.11**	**0.70%**	**38.67**	**0.06%**
Unspecified at family level		**2,838.80**	-		-		-	
Accommodation furniture	5610	**50,028.85**	66.57	0.13%	319.14	0.64%	9.62	0.02%
Commercial and industrial furniture	5611	**8,232.71**	-		47.42	0.58%	8.57	0.10%
Classroom and instructional and ins	5612	**3,038.85**	-		87.20	2.87%	18.72	0.62%
Merchandising furniture and accesso	5613	**240.44**	-		-		1.75	0.73%
Decorative adornments	5614	**184.48**	-		0.35	0.19%	-	
Musical instruments and arts and crafts		**90,178.21**	**43.32**	**0.05%**	**117.95**	**0.13%**	**-**	
Unspecified at family level		**78,654.73**	-		-		-	
Developmental and professional teac	6010	**10,604.07**	43.32	0.41%	117.95	1.11%	-	
Classroom decoratives and supplies	6011	**309.64**	-		-		-	
Arts and crafts equipment and acces	6012	**228.60**	-		-		-	
Musical Instruments and parts and a	6013	**376.42**	-		-		-	
Toys and games	6014	**4.74**	-		-		-	
Financial instruments products		**250.22**	**2.08**	**0.83%**	**243.87**	**97.46%**	**-**	
Unspecified at family level		**0.01**	-		-		-	
Securities	6411	**4.39**	2.08	47.32%	2.31	52.68%	-	
Insurable interest contracts	6412	**16.29**	-		12.03	73.82%	-	
General agreements and contracts	6413	**229.53**	-		229.53	100.00%	-	
Farming, fishing, forestry services		**33,059.42**	**-**		**0.59**	**0.00%**	**1.70**	**0.01%**
Unspecified at family level		**67.58**	-		-		1.70	2.51%

Spend at family level (Thousand USD)	Family	Total	OPCW	%	PAHO	%	UN-ICTY/MICT	%
Fisheries and aquaculture	7010	**1,133.36**	-		-		-	
Horticulture	7011	**7,044.89**	-		0.59	0.01%	-	
Livestock services	7012	**1,894.40**	-		-		-	
Land and soil preparation and manag	7013	**422.14**	-		-		-	
Crop production and management and	7014	**1,691.51**	-		-		-	
Forestry	7015	**2,684.91**	-		-		-	
Wildlife and flora	7016	**527.88**	-		-		-	
Water resources development and ove	7017	**17,592.73**	-		-		-	
Mining, oil and gas services		**1,190.56**	**-**		**184.51**	**15.50%**	**-**	
Mining services	7110	**10.98**	-		-		-	
Oil and gas exploration services	7111	**6.38**	-		-		-	
Well drilling and construction serv	7112	**423.03**	-		184.51	43.62%	-	
Oil and gas data management and pro	7115	**739.72**	-		-		-	
Oil and gas well project management	7116	**10.44**	-		-		-	
Building and maintenance services		**1,302,987.43**	**609.89**	**0.05%**	**10,116.36**	**0.78%**	**1,156.14**	**0.09%**
Unspecified at family level		**248,129.38**	-		-		641.77	0.26%
Building and facility maintenance a	7210	**572,229.82**	426.47	0.07%	2,084.43	0.36%	188.39	0.03%
Residential building construction s	7211	**24,637.86**	-		-		-	
Nonresidential building constructio	7212	**229,589.33**	26.15	0.01%	1,007.71	0.44%	37.17	0.02%
Heavy construction services	7214	**71,326.56**	-		291.72	0.41%	-	
Specialized trade construction and	7215	**157,074.48**	157.27	0.10%	6,732.50	4.29%	288.80	0.18%
Industrial manufacturing services		**73,032.43**	**2.92**	**0.00%**	**716.27**	**0.98%**	**18.10**	**0.02%**
Unspecified at family level		**170.52**	-		-		-	
Plastic and chemical industries	7310	**820.95**	-		715.62	87.17%	-	
Wood and paper industries	7311	**112.18**	-		-		-	
Metal and mineral industries	7312	**21.25**	-		-		-	
Food and beverage industries	7313	**481.24**	-		-		-	
Fibers and textiles and fabric indu	7314	**169.66**	-		0.65	0.38%	-	
Manufacturing support services	7315	**28,875.72**	-		-		18.10	0.06%
Machinery and transport equipment m	7316	**62.26**	-		-		-	
Manufacture of electrical goods and	7317	**29.00**	2.92	10.06%	-		-	
Machining and processing services	7318	**42,289.65**	-		-		-	
Industrial cleaning services		**93,509.67**	**540.83**	**0.58%**	**363.77**	**0.39%**	**570.62**	**0.61%**
Unspecified at family level		**656.28**	-		-		-	
Decontamination services	7610	**1,162.38**	-		-		-	
Cleaning and janitorial services	7611	**74,584.72**	513.51	0.69%	363.77	0.49%	565.06	0.76%
Refuse disposal and treatment	7612	**13,375.67**	27.32	0.20%	-		5.56	0.04%
Toxic and hazardous waste cleanup	7613	**3,730.63**	-		-		-	
Environmental services		**93,142.64**	**8.04**	**0.01%**	**-**		**51.33**	**0.06%**
Unspecified at family level		**585.98**	-		-		-	
Environmental management	7710	**71,821.56**	-		-		-	
Environmental protection	7711	**11,264.91**	-		-		-	
Pollution tracking and monitoring a	7712	**7,946.40**	-		-		51.33	0.65%
Pollutants tracking and monitoring	7713	**1,523.79**	8.04	0.53%	-		-	
Transportation, storage, mail services		**2,323,126.23**	**527.58**	**0.02%**	**31,571.89**	**1.36%**	**301.06**	**0.01%**
Unspecified at family level		**159,440.80**	-		-		-	
Mail and cargo transport	7810	**1,065,640.63**	78.18	0.01%	365.81	0.03%	132.90	0.01%
Passenger transport	7811	**644,232.06**	32.34	0.01%	854.27	0.13%	18.47	0.00%
Material packing and handling	7812	**28,509.73**	-		4,530.45	15.89%	52.58	0.18%
Storage	7813	**63,027.93**	-		560.06	0.89%	-	
Transport services	7814	**328,243.09**	247.13	0.08%	24,984.30	7.61%	14.84	0.00%
Transportation repair or maintenanc	7818	**34,031.99**	169.93	0.50%	277.00	0.81%	82.27	0.24%
Management and admin services		**1,809,281.45**	**5,190.94**	**0.29%**	**58,036.72**	**3.21%**	**4,291.18**	**0.24%**
Unspecified at family level		**208,588.42**	-		-		-	
Management advisory services	8010	**307,937.35**	863.97	0.28%	4,429.49	1.44%	-	
Human resources services	8011	**126,426.13**	105.89	0.08%	46,196.85	36.54%	22.60	0.02%
Legal services	8012	**9,301.45**	35.68	0.38%	751.54	8.08%	19.64	0.21%
Real estate services	8013	**370,614.29**	3,477.25	0.94%	3,255.60	0.88%	4,008.62	1.08%
Marketing and distribution	8014	**90,915.85**	592.11	0.65%	125.56	0.14%	-	
Trade policy and services	8015	**4,673.95**	-		5.26	0.11%	-	
Business administration services	8016	**682,227.22**	116.04	0.02%	2,419.49	0.35%	240.31	0.04%
Public relations and professional c	8017	**8,596.80**	-		852.93	9.92%	-	
Engineering and research services		**1,279,417.52**	**1,456.73**	**0.11%**	**13,962.85**	**1.09%**	**1,135.04**	**0.09%**
Unspecified at family level		**170,466.91**	-		-		-	
Professional engineering services	8110	**376,795.77**	186.80	0.05%	269.46	0.07%	246.78	0.07%
Computer services	8111	**455,102.41**	1,236.58	0.27%	12,503.82	2.75%	866.43	0.19%
Economics	8112	**5,134.64**	-		-		-	
Statistics	8113	**15,079.89**	-		-		-	
Manufacturing technologies	8114	**80,829.43**	-		81.95	0.10%	-	
Earth science services	8115	**6,522.04**	-		-		-	
Information Technology Service Deli	8116	**169,331.15**	33.35	0.02%	1,107.62	0.65%	21.83	0.01%
Biological science services	8117	**155.29**	-		-		-	
Editorial, design, graphic services		**281,753.99**	**14.83**	**0.01%**	**62,236.59**	**22.09%**	**494.39**	**0.18%**
Unspecified at family level		**51,986.33**	-		-		-	
Advertising	8210	**11,871.33**	3.25	0.03%	221.26	1.86%	-	
Writing and translations	8211	**130,705.23**	-		57,368.74	43.89%	488.15	0.37%
Reproduction services	8212	**60,784.02**	8.65	0.01%	3,808.56	6.27%	3.82	0.01%
Photographic services	8213	**6,948.54**	2.92	0.04%	256.77	3.70%	-	
Graphic design	8214	**18,839.53**	-		581.26	3.09%	2.42	0.01%
Professional artists and performers	8215	**600.14**	-		-		-	
Film and theater production support	8216	**18.88**	-		-		-	
Public sector related services		**182,009.85**	**925.90**	**0.51%**	**1,078.12**	**0.59%**	**1,129.53**	**0.62%**
Unspecified at family level		**111.01**	-		-		-	
Utilities	8310	**107,977.33**	413.79	0.38%	318.83	0.30%	651.69	0.60%
Telecommunications media services	8311	**46,066.71**	512.11	1.11%	556.76	1.21%	437.13	0.95%

Spend at family level (Thousand USD)	Family	Total	OPCW	%	PAHO	%	UN-ICTY/MICT	%
Information services	**8312**	**27,854.80**	**-**		**202.52**	**0.73%**	**40.71**	**0.15%**
Financial and insurance services		**438,376.64**	278.52	0.06%	2,651.28	0.60%	67.22	0.02%
Unspecified at family level		**237,173.36**	-		-		-	
Development finance	8410	**63,291.74**	1.27	0.00%	39.78	0.06%	-	
Accounting and bookkeeping services	8411	**50,280.58**	130.81	0.26%	304.22	0.61%	-	
Banking and investment	8412	**28,044.26**	11.25	0.04%	0.16	0.00%	-	
Insurance and retirement services	8413	**58,872.59**	135.20	0.23%	1,723.81	2.93%	67.22	0.11%
Credit agencies	8414	**714.12**	-		583.32	81.68%	-	
Healthcare services		**347,667.61**	**363.32**	**0.10%**	**23,762.56**	**6.83%**	**93.80**	**0.03%**
Unspecified at family level		**12,859.12**	-		-		-	
Comprehensive health services	8510	**278,860.49**	-		2,025.21	0.73%	-	
Disease prevention and control	8511	**22,014.91**	-		19,064.95	86.60%	-	
Medical practice	8512	**26,575.38**	363.19	1.37%	1,863.76	7.01%	92.97	0.35%
Medical science research and experi	8513	**374.54**	-		144.80	38.66%	-	
Food and nutrition services	8515	**4,927.25**	-		626.35	12.71%	-	
Medical Surgical Equipment Maintena	8516	**84.86**	0.13	0.16%	37.50	44.18%	0.83	0.97%
Death and dying support services	8517	**1,894.58**	-		-		-	
Diagnoses of infectious and parasit	8521	**76.12**	-		-		-	
Diagnoses of diseases of the muscul	8537	**0.34**	-		-		-	
Education and training services		**221,693.51**	**1,188.82**	**0.54%**	**2,082.80**	**0.94%**	**352.34**	**0.16%**
Unspecified at family level		**15,008.41**	-		-		-	
Vocational training	8610	**141,685.45**	1,137.36	0.80%	9.22	0.01%	308.77	0.22%
Alternative educational systems	8611	**3,646.70**	-		107.12	2.94%	43.57	1.19%
Educational institutions	8612	**839.32**	-		-		-	
Specialized educational services	8613	**48,348.15**	51.46	0.11%	1,383.90	2.86%	-	
Educational facilities	8614	**12,165.49**	-		582.57	4.79%	-	
Travel, food and lodging		**558,978.93**	**180.66**	**0.03%**	**40,926.24**	**7.32%**	**1,924.13**	**0.34%**
Unspecified at family level		**79,665.25**	-		-		-	
Restaurants and catering	9010	**63,503.07**	105.16	0.17%	7,367.98	11.60%	75.70	0.12%
Hotels and lodging and meeting faci	9011	**209,099.16**	68.20	0.03%	33,311.98	15.93%	115.51	0.06%
Travel facilitation	9012	**205,244.42**	7.30	0.00%	245.82	0.12%	1,732.92	0.84%
Performing arts	9013	**12.49**	-		-		-	
Commercial sports	9014	**154.13**	-		-		-	
Entertainment services	9015	**1,300.41**	-		0.46	0.04%	-	
Personal and domestic services		**2,234.32**	**1.68**	**0.08%**	**-**		**13.16**	**0.59%**
Unspecified at family level		**18.40**	-		-		-	
Personal appearance	9110	**21.83**	-		-		-	
Domestic and personal assistance	9111	**2,194.09**	1.68	0.08%	-		13.16	0.60%
Public order and security services		**321,233.13**	**120.25**	**0.04%**	**631.70**	**0.20%**	**4,240.45**	**1.32%**
Unspecified at family level		**35,576.53**	-		-		-	
Public order and safety	9210	**10,651.12**	-		0.57	0.01%	4,059.51	38.11%
Military services and national defe	9211	**110,964.67**	-		-		-	
Security and personal safety	9212	**164,040.81**	120.25	0.07%	631.12	0.38%	180.93	0.11%
Politics and civic affairs services		**304,187.52**	**105.80**	**0.03%**	**1,521.51**	**0.50%**	**-**	
Unspecified at family level		**1,073.85**	-		-		-	
Political systems and institutions	9310	**657.01**	-		0.54	0.08%	-	
Socio political conditions	9311	**0.15**	-		-		-	
International relations	9312	**61,148.50**	-		22.93	0.04%	-	
Humanitarian aid and relief	9313	**130,984.79**	-		1,148.48	0.88%	-	
Community and social services	9314	**64,793.18**	79.52	0.12%	147.06	0.23%	-	
Public administration and finance s	9315	**41,029.66**	15.51	0.04%	-		-	
Taxation	9316	**1,015.60**	10.77	1.06%	20.60	2.03%	-	
Trade policy and regulation	9317	**3,484.80**	-		181.91	5.22%	-	
Organizations and clubs		**23,695.20**	**-**		**0.60**	**0.00%**	**16.52**	**0.07%**
Unspecified at family level		**146.61**	-		-		16.52	11.27%
Work related organizations	9410	**6,986.59**	-		0.60	0.01%	-	
Civic organizations and association	9413	**16,562.00**	-		-		-	
Land, building and structures		**125,368.83**	**-**		**-**		**9.44**	**0.01%**
Land parcels	9510	**20.44**	-		-		-	
Permanent buildings and structures	9512	**22,142.25**	-		-		-	
Portable buildings and structures	9513	**35,107.01**	-		-		9.44	0.03%
Prefabricated buildings and structu	9514	**68,099.12**	-		-		-	

Spend at family level (Thousand USD)	Family	Total	UN WOMEN	%	UNAIDS	%	UNAKRT	%
Live plant and animal material		**83,338.40**	**-**		**-**		**-**	
Unspecified at family level		**2,411.93**	-		-		-	
Live animals	1010	**11,198.91**	-		-		-	
Animal feed	1012	**11,956.56**	-		-		-	
Animal containment and habitats	1013	**1,409.97**	-		-		-	
Seeds and bulbs and seedlings and c	1015	**34,917.94**	-		-		-	
Floriculture and silviculture produ	1016	**3,384.48**	-		-		-	
Fertilizers and plant nutrients and	1017	**14,573.02**	-		-		-	
Pest control products	1019	**3,467.31**	-		-		-	
Live plants of high species or vari	1021	**12.19**	-		-		-	
Live plants of low species or varie	1022	**3.14**	-		-		-	
Fresh cut floral bouquets	1034	**2.94**	-		-		-	
Mineral and textile materials		**13,468.08**	**0.30**	**0.00%**	**-**		**-**	
Unspecified at family level		**-3.76**	-		-		-	
Minerals and ores and metals	1110	**421.79**	-		-		-	
Earth and stone	1111	**7,940.63**	-		-		-	
Non edible plant and forestry produ	1112	**4,352.47**	-		-		-	
Non edible animal products	1113	**22.41**	-		-		-	
Scrap and waste materials	1114	**6.02**	0.30	4.99%	-		-	
Fibers and threads and yarns	1115	**256.52**	-		-		-	
Fabrics and leather materials	1116	**469.63**	-		-		-	
Alloys	1117	**1.14**	-		-		-	
Metal waste scrap and by products	1119	**1.24**	-		-		-	
Chemicals		**8,360.18**	**-**		**-**		**-**	
Unspecified at family level		**479.19**	-		-		-	
Explosive materials	1213	**424.53**	-		-		-	
Elements and gases	1214	**6,156.38**	-		-		-	
Additives	1216	**842.03**	-		-		-	
Colorants	1217	**36.25**	-		-		-	
Waxes and oils	1218	**376.04**	-		-		-	
Solvents	1219	**3.03**	-		-		-	
Compounds and mixtures	1235	**42.72**	-		-		-	
Resin, rubber, elastomeric material		**294.08**	**-**		**-**		**-**	
Unspecified at family level		**30.32**	-		-		-	
Rubber and elastomers	1310	**29.34**	-		-		-	
Resins and rosins and other resin d	1311	**234.42**	-		-		-	
Paper materials and products		**12,529.34**	**-**		**-**		**16.65**	**0.13%**
Unspecified at family level		**1,403.60**	-		-		-	
Paper materials	1410	**333.08**	-		-		-	
Paper products	1411	**10,028.14**	-		-		16.65	0.17%
Industrial use papers	1412	**764.52**	-		-		-	
Fuels and lubricants etc.		**611,690.77**	**144.81**	**0.02%**	**-**		**17.65**	**0.00%**
Unspecified at family level		**10,046.90**	-		-		-	
Fuels	1510	**598,349.29**	144.81	0.02%	-		17.65	0.00%
Gaseous fuels and additives	1511	**276.68**	-		-		-	
Lubricants and oils and greases and	1512	**3,017.89**	-		-		-	
Mining and well drilling equipment		**6,025.39**	**-**		**-**		**-**	
Mining and quarrying machinery and	2010	**2,050.05**	-		-		-	
Well drilling and operation equipme	2011	**1,535.96**	-		-		-	
Oil and gas drilling and exploratio	2012	**2,342.99**	-		-		-	
Oil and gas operating and productio	2014	**96.39**	-		-		-	
Farming, fishing equipment		**40,332.85**	**-**		**-**		**-**	
Unspecified at family level		**63.34**	-		-		-	
Agricultural and forestry and lands	2110	**32,545.54**	-		-		-	
Fishing and aquaculture equipment	2111	**7,723.98**	-		-		-	
Building and construction machinery		**11,779.89**	**-**		**-**		**-**	
Unspecified at family level		**5,123.70**	-		-		-	
Heavy construction machinery and eq	2210	**6,656.19**	-		-		-	
Industrial manufacturing machinery		**13,603.04**	**-**		**-**		**-**	
Unspecified at family level		**398.39**	-		-		-	
Raw materials processing machinery	2310	**1,815.26**	-		-		-	
Petroleum processing machinery	2311	**30.00**	-		-		-	
Textile and fabric machinery and ac	2312	**1,556.87**	-		-		-	
Lapidary machinery and equipment	2313	**31.11**	-		-		-	
Leatherworking repairing machinery	2314	**535.51**	-		-		-	
Industrial process machinery and eq	2315	**2,924.64**	-		-		-	
Foundry machines and equipment and	2316	**5.80**	-		-		-	
Industrial food and beverage equipm	2318	**1,171.89**	-		-		-	
Mixers and their parts and accessor	2319	**7.47**	-		-		-	
Mass transfer equipment	2320	**160.53**	-		-		-	
Electronic manufacturing machinery	2321	**62.31**	-		-		-	
Chicken processing machinery and eq	2322	**1.93**	-		-		-	
Sawmilling and lumber processing ma	2323	**40.89**	-		-		-	
Metal cutting machinery and accesso	2324	**2,219.81**	-		-		-	
Metal forming machinery and accesso	2325	**449.49**	-		-		-	
Rapid prototyping machinery and acc	2326	**22.20**	-		-		-	
Welding and soldering and brazing m	2327	**155.83**	-		-		-	
Metal treatment machinery	2328	**41.12**	-		-		-	
Industrial machine tools	2329	**1,943.67**	-		-		-	
Wire machinery and equipment	2330	**28.33**	-		-		-	
Material handling machinery		**84,770.84**	**45.57**	**0.05%**	**35.08**	**0.04%**	**-**	
Unspecified at family level		**11,920.30**	-		-		-	
Material handling machinery and equ	2410	**11,662.01**	-		-		-	
Containers and storage	2411	**40,875.67**	45.52	0.11%	-		-	
Packaging materials	2412	**3,245.71**	-		-		-	

Spend at family level (Thousand USD)	Family	Total	UN WOMEN	%	UNAIDS	%	UNAKRT	%
Industrial refrigeration	2413	**6,185.05**	-		15.21	0.25%	-	
Packing supplies	2414	**10,882.10**	0.05	0.00%	19.87	0.18%	-	
Motor vehicles and parts		**443,128.27**	**1,332.69**	**0.30%**	**140.17**	**0.03%**	**7.48**	**0.00%**
Unspecified at family level		**20,278.15**	-		-		-	
Motor vehicles	2510	**359,951.08**	1,068.78	0.30%	140.17	0.04%	-	
Marine transport	2511	**5,392.06**	-		-		-	
Railway and tramway machinery and e	2512	**61.21**	-		-		-	
Aircraft	2513	**614.53**	-		-		-	
Spacecraft	2515	**0.07**	-		-		-	
Non motorized cycles	2516	**1,160.93**	190.05	16.37%	-		-	
Transportation components and syste	2517	**40,117.95**	73.87	0.18%	-		7.48	0.02%
Vehicle bodies and trailers	2518	**3,957.32**	-		-		-	
Transportation services equipment	2519	**11,579.14**	-		-		-	
Aerospace systems and components an	2520	**15.83**	-		-		-	
Power generation machinery		**106,646.24**	**120.93**	**0.11%**	**-**		**-**	
Unspecified at family level		**2.06**	-		-		-	
Power sources	2610	**9,441.25**	-		-		-	
Batteries and generators and kineti	2611	**67,174.57**	120.93	0.18%	-		-	
Electrical wire and cable and harne	2612	**6,613.93**	-		-		-	
Power generation	2613	**17,909.39**	-		-		-	
Atomic and nuclear energy machinery	2614	**5,505.05**	-		-		-	
Tools and general machinery		**133,979.47**	**-**		**-**		**-**	
Unspecified at family level		**111,770.66**	-		-		-	
Hand tools	2711	**21,295.71**	-		-		-	
Hydraulic machinery and equipment	2712	**548.69**	-		-		-	
Pneumatic machinery and equipment	2713	**129.78**	-		-		-	
Automotive specialty tools	2714	**234.63**	-		-		-	
Structures, construction components		**155,715.89**	**104.10**	**0.07%**	**-**		**-**	
Unspecified at family level		**78,988.75**	-		-		-	
Structural components and basic sha	3010	**6,617.42**	-		-		-	
Concrete and cement and plaster	3011	**5,976.89**	-		-		-	
Roads and landscape	3012	**5,802.32**	-		-		-	
Structural building products	3013	**11,782.85**	104.10	0.88%	-		-	
Insulation	3014	**511.96**	-		-		-	
Exterior finishing materials	3015	**12,741.36**	-		-		-	
Interior finishing materials	3016	**2,624.15**	-		-		-	
Doors and windows and glass	3017	**2,867.12**	-		-		-	
Plumbing fixtures	3018	**1,313.31**	-		-		-	
Construction and maintenance suppor	3019	**1,527.65**	-		-		-	
Portable Structure Building Compone	3024	**405.37**	-		-		-	
Structural materials	3026	**24,556.73**	-		-		-	
Manufacturing components		**8,425.01**	**-**		**-**		**-**	
Unspecified at family level		**12.04**	-		-		-	
Moldings	3114	**11.79**	-		-		-	
Rope and chain and cable and wire a	3115	**1,297.23**	-		-		-	
Hardware	3116	**1,003.54**	-		-		-	
Bearings and bushings and wheels an	3117	**58.32**	-		-		-	
Grinding and polishing and smoothin	3119	**11.55**	-		-		-	
Adhesives and sealants	3120	**364.39**	-		-		-	
Paints and primers and finishes	3121	**903.95**	-		-		-	
Industrial optics	3124	**8.24**	-		-		-	
Pneumatic and hydraulic and electri	3125	**2,556.54**	-		-		-	
Housings and cabinets and casings	3126	**109.56**	-		-		-	
Fabricated pipe assemblies	3131	**2,071.47**	-		-		-	
Gaskets	3140	**12.50**	-		-		-	
Seals	3141	**3.90**	-		-		-	
Electronic components		**723.38**	**-**		**-**		**-**	
Unspecified at family level		**86.19**	-		-		-	
Printed circuits and integrated cir	3210	**116.01**	-		-		-	
Passive discrete components	3212	**61.52**	-		-		-	
Electronic hardware and component p	3213	**306.28**	-		-		-	
Automation control devices and comp	3215	**153.38**	-		-		-	
Electrical systems components		**62,510.46**	**70.26**	**0.11%**	**-**		**13.36**	**0.02%**
Unspecified at family level		**51.30**	-		-		-	
Lamps and lightbulbs and lamp compo	3910	**28,891.68**	-		-		-	
Lighting Fixtures and Accessories	3911	**8,911.38**	-		-		-	
Electrical equipment and components	3912	**21,770.09**	70.26	0.32%	-		13.36	0.06%
Electrical wire management devices	3913	**2,886.01**	-		-		-	
Distribution equipment		**39,384.95**	**61.34**	**0.16%**	**-**		**-**	
Heating and ventilation and air cir	4010	**23,440.28**	61.34	0.26%	-		-	
Fluid and gas distribution	4014	**428.87**	-		-		-	
Industrial pumps and compressors	4015	**10,833.96**	-		-		-	
Industrial filtering and purificati	4016	**1,263.17**	-		-		-	
Pipe piping and pipe fittings	4017	**3,401.40**	-		-		-	
Tubes tubing and tube fittings	4018	**17.26**	-		-		-	
Laboratory and testing equipment		**230,451.73**	**-**		**55.44**	**0.02%**	**-**	
Unspecified at family level		**5,893.36**	-		-		-	
Laboratory and scientific equipment	4110	**144,731.13**	-		-		-	
Measuring and observing and testing	4111	**56,815.97**	-		55.44	0.10%	-	
Laboratory supplies and fixtures	4112	**23,011.28**	-		-		-	
Medical equipment		**735,687.00**	**41.69**	**0.01%**	**-**		**0.10**	**0.00%**
Unspecified at family level		**263,973.36**	41.69	0.02%	-		-	
Veterinary equipment and supplies	4212	**6,334.51**	-		-		-	
Medical apparel and textiles	4213	**475.62**	-		-		-	
Patient care and treatment products	4214	**65,178.11**	-		-		-	

Spend at family level (Thousand USD)	Family	Total	UN WOMEN	%	UNAIDS	%	UNAKRT	%
Dental equipment and supplies	4215	**286.87**	-		-		-	
Dialysis equipment and supplies	4216	**1.50**	-		-		-	
Mobile medical services products	4217	**83,664.59**	-		-		0.10	0.00%
Patient exam and monitoring product	4218	**15,097.46**	-		-		-	
Medical facility products	4219	**41,223.20**	-		-		-	
Medical diagnostic imaging and nucl	4220	**12,703.78**	-		-		-	
Independent living aids for the phy	4221	**18,732.49**	-		-		-	
Intravenous and arterial administra	4222	**178.57**	-		-		-	
Clinical nutrition	4223	**220,443.85**	-		-		-	
Orthopedic and prosthetic and sport	4224	**2,510.16**	-		-		-	
Physical and occupational therapy a	4225	**11.81**	-		-		-	
Postmortem and mortuary equipment a	4226	**0.60**	-		-		-	
Respiratory and anesthesia and resu	4227	**1,201.88**	-		-		-	
Medical cleaning and sterilization	4228	**760.77**	-		-		-	
Surgical products	4229	**928.70**	-		-		-	
Medical training and education supp	4230	**1,694.12**	-		-		-	
Wound care products	4231	**285.04**	-		-		-	
IT and communications equipment		**626,104.44**	**1,924.71**	**0.31%**	**1,092.06**	**0.17%**	**148.55**	**0.02%**
Unspecified at family level		**13,588.65**	-		-		-	
Communications Devices and Accessor	4319	**24,518.50**	163.81	0.67%	42.62	0.17%	-	
Components for information technolo	4320	**32,586.61**	-		1.15	0.00%	59.23	0.18%
Computer Equipment and Accessories	4321	**336,560.44**	1,533.52	0.46%	625.14	0.19%	-	
Data Voice or Multimedia Network Eq	4322	**114,007.93**	129.97	0.11%	29.45	0.03%	49.36	0.04%
Software	4323	**104,842.31**	97.42	0.09%	393.71	0.38%	39.96	0.04%
Office equipment		**146,880.05**	**5,687.82**	**3.87%**	**167.15**	**0.11%**	**47.61**	**0.03%**
Unspecified at family level		**60,011.62**	-		-		-	
Office machines and their supplies	4410	**42,535.12**	625.18	1.47%	-		47.61	0.11%
Office and desk accessories	4411	**5,818.01**	5,062.64	87.02%	-		-	
Office supplies	4412	**38,515.29**	-		167.15	0.43%	-	
Printing, photo and AV equipment		**29,630.86**	**181.99**	**0.61%**	**109.69**	**0.37%**	**21.33**	**0.07%**
Unspecified at family level		**635.13**	-		-		-	
Printing and publishing equipment	4510	**3,727.99**	-		-		-	
Audio and visual presentation and c	4511	**10,827.98**	67.46	0.62%	109.69	1.01%	21.33	0.20%
Photographic or filming or video eq	4512	**13,975.49**	114.53	0.82%	-		-	
Photographic and recording media	4513	**259.79**	-		-		-	
Photographic filmmaking supplies	4514	**204.48**	-		-		-	
Security and safety equipment		**46,505.33**	**223.81**	**0.48%**	**-**		**50.32**	**0.11%**
Unspecified at family level		**171.93**	-		-		-	
Light weapons and ammunition	4610	**9,664.44**	-		-		25.89	0.27%
Conventional war weapons	4611	**5.39**	-		-		-	
Rockets and subsystems	4613	**0.65**	-		-		-	
Law enforcement	4615	**9,413.55**	198.80	2.11%	-		-	
Public safety and control	4616	**519.92**	6.00	1.15%	-		-	
Security surveillance and detection	4617	**12,888.08**	17.49	0.14%	-		24.42	0.19%
Personal safety and protection	4618	**7,450.99**	-		-		-	
Fire protection	4619	**2,017.19**	1.53	0.08%	-		-	
Defense and law enforcement and sec	4620	**129.30**	-		-		-	
Workplace safety equipment and supp	4621	**1,311.23**	-		-		-	
Military weapon and ammunition disa	4622	**2,932.66**	-		-		-	
Cleaning equipment		**27,853.90**	**-**		**-**		**-**	
Unspecified at family level		**158.34**	-		-		-	
Water and wastewater treatment supp	4710	**13,668.98**	-		-		-	
Industrial laundry and dry cleaning	4711	**763.52**	-		-		-	
Janitorial equipment	4712	**1,293.36**	-		-		-	
Cleaning and janitorial supplies	4713	**11,969.71**	-		-		-	
Services industry equipment		**23,093.57**	**-**		**-**		**-**	
Unspecified at family level		**3.75**	-		-		-	
Institutional food services equipme	4810	**23,071.12**	-		-		-	
Vending machines	4811	**5.79**	-		-		-	
Funeral equipment and materials	4813	**12.91**	-		-		-	
Sports and recreational equipment		**66,276.90**	**644.84**	**0.97%**	**-**		**-**	
Unspecified at family level		**93.54**	-		-		-	
Collectibles and awards	4910	**5,211.96**	644.84	12.37%	-		-	
Camping and outdoor equipment and a	4912	**58,078.14**	-		-		-	
Fishing and hunting equipment	4913	**145.26**	-		-		-	
Field and court sports equipment	4916	**452.81**	-		-		-	
Gymnastics and boxing equipment	4917	**70.66**	-		-		-	
Target and table games and equipmen	4918	**91.06**	-		-		-	
Fitness equipment	4920	**962.12**	-		-		-	
Other sports	4921	**88.46**	-		-		-	
Sports equipment and accessories	4922	**1,065.40**	-		-		-	
Recreation and playground and swimm	4924	**17.49**	-		-		-	
Food and beverage products		**1,893,768.83**	**-**		**0.76**	**0.00%**	**-**	
Unspecified at family level		**4,304.60**	-		-		-	
Nuts and seeds	5010	**670.59**	-		-		-	
Meat and poultry products	5011	**2,810.40**	-		-		-	
Seafood	5012	**4,941.36**	-		-		-	
Dairy products and eggs	5013	**36,397.59**	-		-		-	
Edible oils and fats	5015	**178,857.76**	-		-		-	
Chocolate and sugars and sweeteners	5016	**38,589.77**	-		-		-	
Seasonings and preservatives	5017	**3,802.14**	-		-		-	
Bread and bakery products	5018	**6,220.40**	-		-		-	
Prepared and preserved foods	5019	**410,790.67**	-		-		-	
Beverages	5020	**2,505.14**	-		0.76	0.03%	-	
Tobacco and smoking products and su	5021	**2.32**	-		-		-	

Spend at family level (Thousand USD)	Family	Total	UN WOMEN	%	UNAIDS	%	UNAKRT	%
Cereal and pulse products	5022	**640,320.69**	-		-		-	
Fresh fruits	5030	**140.65**	-		-		-	
Organic fresh fruits	5031	**22.29**	-		-		-	
Dried fruit	5032	**614.74**	-		-		-	
Frozen fruit	5034	**4.43**	-		-		-	
Canned or jarred organic fruit	5037	**8.08**	-		-		-	
Fresh fruit purees	5038	**3.95**	-		-		-	
Fresh vegetables	5040	**242,104.62**	-		-		-	
Dried vegetables	5042	**11,388.86**	-		-		-	
Canned or jarred vegetables	5046	**1,553.91**	-		-		-	
Nutritional supplements	5050	**307,713.87**	-		-		-	
Pharmaceuticals, contraceptives, vaccines		**2,641,368.85**	**0.03**	**0.00%**	**-**		**-**	
Unspecified at family level		**1,586,924.47**	-		-		-	
Amebicides and trichomonacides and	5110	**137,796.03**	-		-		-	
Antiarrythmics and antianginals and	5112	**741.70**	-		-		-	
Hematolic drugs	5113	**5,303.12**	-		-		-	
Central nervous system drugs	5114	**1,163.92**	-		-		-	
Autonomic nervous system drugs	5115	**145.31**	-		-		-	
Drugs affecting the respiratory tra	5116	**3,864.91**	-		-		-	
Drugs affecting the gastrointestina	5117	**395.94**	-		-		-	
Hormones and hormone antagonists	5118	**120,553.14**	0.03	0.00%	-		-	
Agents affecting water and electrol	5119	**3,543.99**	-		-		-	
Immunomodulating drugs	5120	**601,757.54**	-		-		-	
Drugs affecting the ears, eye, nose	5124	**404.77**	-		-		-	
Anaesthetic drugs and related adjun	5127	**17.62**	-		-		-	
Antibacterials	5128	**6,893.71**	-		-		-	
Antifungal drugs	5130	**833.90**	-		-		-	
Antihistamines or H1 blockers	5131	**2.02**	-		-		-	
Antipsychotics	5133	**19.86**	-		-		-	
Antiviral drugs	5134	**46,048.43**	-		-		-	
Estrogens and progestins and intern	5135	**121,182.54**	-		-		-	
Controlled substance analgesics	5137	**37.60**	-		-		-	
Nonsteroidal anti inflammatory drug	5138	**1.34**	-		-		-	
Vasodilators	5141	**2.70**	-		-		-	
Corticosteroids	5142	**27.57**	-		-		-	
Antihypertensive drugs	5143	**3,407.18**	-		-		-	
Radiopharmaceuticals and contrast m	5144	**95.27**	-		-		-	
Anthelmintics	5145	**138.70**	-		-		-	
Antiseptics	5147	**65.57**	-		-		-	
Domestic appliances and electronics		**128,602.34**	**69.62**	**0.05%**	**-**		**-**	
Unspecified at family level		**4,331.40**	-		-		-	
Floor coverings	5210	**198.29**	-		-		-	
Bedclothes and table and kitchen li	5212	**50,057.83**	-		-		-	
Window treatments	5213	**868.75**	-		-		-	
Domestic appliances	5214	**43,011.17**	-		-		-	
Domestic kitchenware and kitchen su	5215	**17,560.24**	-		-		-	
Consumer electronics	5216	**12,574.67**	69.62	0.55%	-		-	
Apparel, luggage and personal care		**126,776.03**	**-**		**24.74**	**0.02%**	**0.27**	**0.00%**
Unspecified at family level		**35,716.66**	-		-		-	
Clothing	5310	**42,184.49**	-		-		-	
Footwear	5311	**5,824.96**	-		-		-	
Luggage and handbags and packs and	5312	**307.96**	-		24.74	8.03%	-	
Personal care products	5313	**42,724.69**	-		-		0.27	0.00%
Sewing supplies and accessories	5314	**17.26**	-		-		-	
Timepieces, jewelry and gemstones		**47.40**	**-**		**-**		**-**	
Unspecified at family level		**31.93**	-		-		-	
Timepieces	5411	**15.47**	-		-		-	
Published products		**81,058.05**	**676.07**	**0.83%**	**177.87**	**0.22%**	**-**	
Unspecified at family level		**49,393.86**	-		-		-	
Printed media	5510	**24,835.41**	676.07	2.72%	163.81	0.66%	-	
Electronic reference material	5511	**1,042.34**	-		-		-	
Signage and accessories	5512	**5,786.43**	-		14.05	0.24%	-	
Furniture		**64,564.13**	**541.29**	**0.84%**	**64.47**	**0.10%**	**-**	
Unspecified at family level		**2,838.80**	-		-		-	
Accommodation furniture	5610	**50,028.85**	532.52	1.06%	58.90	0.12%	-	
Commercial and industrial furniture	5611	**8,232.71**	8.76	0.11%	-		-	
Classroom and instructional and ins	5612	**3,038.85**	-		5.58	0.18%	-	
Merchandising furniture and accesso	5613	**240.44**	-		-		-	
Decorative adornments	5614	**184.48**	-		-		-	
Musical instruments and arts and crafts		**90,178.21**	**-**		**-**		**-**	
Unspecified at family level		**78,654.73**	-		-		-	
Developmental and professional teac	6010	**10,604.07**	-		-		-	
Classroom decoratives and supplies	6011	**309.64**	-		-		-	
Arts and crafts equipment and acces	6012	**228.60**	-		-		-	
Musical Instruments and parts and a	6013	**376.42**	-		-		-	
Toys and games	6014	**4.74**	-		-		-	
Financial instruments products		**250.22**	**-**		**-**		**-**	
Unspecified at family level		**0.01**	-		-		-	
Securities	6411	**4.39**	-		-		-	
Insurable interest contracts	6412	**16.29**	-		-		-	
General agreements and contracts	6413	**229.53**	-		-		-	
Farming, fishing, forestry services		**33,059.42**	**-**		**-**		**-**	
Unspecified at family level		**67.58**	-		-		-	

Spend at family level (Thousand USD)	Family	Total	UN WOMEN	%	UNAIDS	%	UNAKRT	%
Fisheries and aquaculture	7010	**1,133.36**	-		-		-	
Horticulture	7011	**7,044.89**	-		-		-	
Livestock services	7012	**1,894.40**	-		-		-	
Land and soil preparation and manag	7013	**422.14**	-		-		-	
Crop production and management and	7014	**1,691.51**	-		-		-	
Forestry	7015	**2,684.91**	-		-		-	
Wildlife and flora	7016	**527.88**	-		-		-	
Water resources development and ove	7017	**17,592.73**	-		-		-	
Mining, oil and gas services		**1,190.56**	**-**		**-**		**-**	
Mining services	7110	**10.98**	-		-		-	
Oil and gas exploration services	7111	**6.38**	-		-		-	
Well drilling and construction serv	7112	**423.03**	-		-		-	
Oil and gas data management and pro	7115	**739.72**	-		-		-	
Oil and gas well project management	7116	**10.44**	-		-		-	
Building and maintenance services		**1,302,987.43**	**1,191.40**	**0.09%**	**4,482.39**	**0.34%**	**17.17**	**0.00%**
Unspecified at family level		**248,129.38**	-		-		-	
Building and facility maintenance a	7210	**572,229.82**	732.36	0.13%	4,482.39	0.78%	0.38	0.00%
Residential building construction s	7211	**24,637.86**	-		-		-	
Nonresidential building constructio	7212	**229,589.33**	408.34	0.18%	-		-	
Heavy construction services	7214	**71,326.56**	-		-		-	
Specialized trade construction and	7215	**157,074.48**	50.71	0.03%	-		16.78	0.01%
Industrial manufacturing services		**73,032.43**	**245.90**	**0.34%**	**-**		**34.69**	**0.05%**
Unspecified at family level		**170.52**	170.52	100.00%	-		-	
Plastic and chemical industries	7310	**820.95**	-		-		-	
Wood and paper industries	7311	**112.18**	-		-		-	
Metal and mineral industries	7312	**21.25**	-		-		-	
Food and beverage industries	7313	**481.24**	-		-		-	
Fibers and textiles and fabric indu	7314	**169.66**	-		-		-	
Manufacturing support services	7315	**28,875.72**	75.38	0.26%	-		34.69	0.12%
Machinery and transport equipment m	7316	**62.26**	-		-		-	
Manufacture of electrical goods and	7317	**29.00**	-		-		-	
Machining and processing services	7318	**42,289.65**	-		-		-	
Industrial cleaning services		**93,509.67**	**-**		**-**		**-**	
Unspecified at family level		**656.28**	-		-		-	
Decontamination services	7610	**1,162.38**	-		-		-	
Cleaning and janitorial services	7611	**74,584.72**	-		-		-	
Refuse disposal and treatment	7612	**13,375.67**	-		-		-	
Toxic and hazardous waste cleanup	7613	**3,730.63**	-		-		-	
Environmental services		**93,142.64**	**-**		**-**		**-**	
Unspecified at family level		**585.98**	-		-		-	
Environmental management	7710	**71,821.56**	-		-		-	
Environmental protection	7711	**11,264.91**	-		-		-	
Pollution tracking and monitoring a	7712	**7,946.40**	-		-		-	
Pollutants tracking and monitoring	7713	**1,523.79**	-		-		-	
Transportation, storage, mail services		**2,323,126.23**	**11,357.84**	**0.49%**	**271.44**	**0.01%**	**29.78**	**0.00%**
Unspecified at family level		**159,440.80**	-		156.93	0.10%	-	
Mail and cargo transport	7810	**1,065,640.63**	125.40	0.01%	-		4.83	0.00%
Passenger transport	7811	**644,232.06**	10,584.51	1.64%	-		0.97	0.00%
Material packing and handling	7812	**28,509.73**	1.40	0.00%	-		-	
Storage	7813	**63,027.93**	67.33	0.11%	-		-	
Transport services	7814	**328,243.09**	191.53	0.06%	28.05	0.01%	3.67	0.00%
Transportation repair or maintenanc	7818	**34,031.99**	387.68	1.14%	86.45	0.25%	20.30	0.06%
Management and admin services		**1,809,281.45**	**52,825.09**	**2.92%**	**4,900.07**	**0.27%**	**7.00**	**0.00%**
Unspecified at family level		**208,588.42**	-		-		-	
Management advisory services	8010	**307,937.35**	14,376.90	4.67%	4,509.37	1.46%	-	
Human resources services	8011	**126,426.13**	28,481.02	22.53%	390.70	0.31%	-	
Legal services	8012	**9,301.45**	39.97	0.43%	-		-	
Real estate services	8013	**370,614.29**	9,579.68	2.58%	-		3.99	0.00%
Marketing and distribution	8014	**90,915.85**	-		-		-	
Trade policy and services	8015	**4,673.95**	-		-		-	
Business administration services	8016	**682,227.22**	347.51	0.05%	-		3.01	0.00%
Public relations and professional c	8017	**8,596.80**	-		-		-	
Engineering and research services		**1,279,417.52**	**4,488.96**	**0.35%**	**2,393.04**	**0.19%**	**52.34**	**0.00%**
Unspecified at family level		**170,466.91**	-		-		-	
Professional engineering services	8110	**376,795.77**	-		-		-	
Computer services	8111	**455,102.41**	3,551.40	0.78%	2,393.04	0.53%	51.44	0.01%
Economics	8112	**5,134.64**	-		-		-	
Statistics	8113	**15,079.89**	-		-		-	
Manufacturing technologies	8114	**80,829.43**	-		-		-	
Earth science services	8115	**6,522.04**	-		-		-	
Information Technology Service Deli	8116	**169,331.15**	937.56	0.55%	-		0.90	0.00%
Biological science services	8117	**155.29**	-		-		-	
Editorial, design, graphic services		**281,753.99**	**6,773.74**	**2.40%**	**1,011.57**	**0.36%**	**171.14**	**0.06%**
Unspecified at family level		**51,986.33**	-		-		-	
Advertising	8210	**11,871.33**	637.75	5.37%	-		1.47	0.01%
Writing and translations	8211	**130,705.23**	907.21	0.69%	423.06	0.32%	169.67	0.13%
Reproduction services	8212	**60,784.02**	3,253.31	5.35%	329.51	0.54%	-	
Photographic services	8213	**6,948.54**	-		-		-	
Graphic design	8214	**18,839.53**	1,975.46	10.49%	259.00	1.37%	-	
Professional artists and performers	8215	**600.14**	-		-		-	
Film and theater production support	8216	**18.88**	-		-		-	
Public sector related services		**182,009.85**	**1,394.14**	**0.77%**	**240.88**	**0.13%**	**58.90**	**0.03%**
Unspecified at family level		**111.01**	-		-		-	
Utilities	8310	**107,977.33**	675.23	0.63%	-		0.75	0.00%
Telecommunications media services	8311	**46,066.71**	718.90	1.56%	240.42	0.52%	55.95	0.12%

Spend at family level (Thousand USD)	Family	Total	UN WOMEN	%	UNAIDS	%	UNAKRT	%
Information services	**8312**	**27,854.80**	**-**		**0.46**	**0.00%**	**2.20**	**0.01%**
Financial and insurance services		**438,376.64**	1,295.25	0.30%	2,301.73	0.53%	17.25	0.00%
Unspecified at family level		**237,173.36**	-		-		-	
Development finance	8410	**63,291.74**	-		-		-	
Accounting and bookkeeping services	8411	**50,280.58**	912.31	1.81%	2,263.98	4.50%	9.68	0.02%
Banking and investment	8412	**28,044.26**	95.00	0.34%	-		-	
Insurance and retirement services	8413	**58,872.59**	287.94	0.49%	37.75	0.06%	7.56	0.01%
Credit agencies	8414	**714.12**	-		-		-	
Healthcare services		**347,667.61**	**-**		**157.70**	**0.05%**	**-**	
Unspecified at family level		**12,859.12**	-		-		-	
Comprehensive health services	8510	**278,860.49**	-		145.65	0.05%	-	
Disease prevention and control	8511	**22,014.91**	-		-		-	
Medical practice	8512	**26,575.38**	-		-		-	
Medical science research and experi	8513	**374.54**	-		12.06	3.22%	-	
Food and nutrition services	8515	**4,927.25**	-		-		-	
Medical Surgical Equipment Maintena	8516	**84.86**	-		-		-	
Death and dying support services	8517	**1,894.58**	-		-		-	
Diagnoses of infectious and parasit	8521	**76.12**	-		-		-	
Diagnoses of diseases of the muscul	8537	**0.34**	-		-		-	
Education and training services		**221,693.51**	**1,276.58**	**0.58%**	**-**		**1.89**	**0.00%**
Unspecified at family level		**15,008.41**	-		-		-	
Vocational training	8610	**141,685.45**	-		-		1.89	0.00%
Alternative educational systems	8611	**3,646.70**	-		-		-	
Educational institutions	8612	**839.32**	-		-		-	
Specialized educational services	8613	**48,348.15**	1,276.58	2.64%	-		-	
Educational facilities	8614	**12,165.49**	-		-		-	
Travel, food and lodging		**558,978.93**	**9,551.00**	**1.71%**	**1,765.56**	**0.32%**	**246.66**	**0.04%**
Unspecified at family level		**79,665.25**	-		-		-	
Restaurants and catering	9010	**63,503.07**	1,762.03	2.77%	-		-	
Hotels and lodging and meeting faci	9011	**209,099.16**	7,504.89	3.59%	1,735.26	0.83%	4.50	0.00%
Travel facilitation	9012	**205,244.42**	284.08	0.14%	30.29	0.01%	242.16	0.12%
Performing arts	9013	**12.49**	-		-		-	
Commercial sports	9014	**154.13**	-		-		-	
Entertainment services	9015	**1,300.41**	-		-		-	
Personal and domestic services		**2,234.32**	**-**		**-**		**-**	
Unspecified at family level		**18.40**	-		-		-	
Personal appearance	9110	**21.83**	-		-		-	
Domestic and personal assistance	9111	**2,194.09**	-		-		-	
Public order and security services		**321,233.13**	**1,274.48**	**0.40%**	**-**		**95.73**	**0.03%**
Unspecified at family level		**35,576.53**	-		-		-	
Public order and safety	9210	**10,651.12**	-		-		95.73	0.90%
Military services and national defe	9211	**110,964.67**	-		-		-	
Security and personal safety	9212	**164,040.81**	1,274.48	0.78%	-		-	
Politics and civic affairs services		**304,187.52**	**610.08**	**0.20%**	**29,973.30**	**9.85%**	**-**	
Unspecified at family level		**1,073.85**	-		-		-	
Political systems and institutions	9310	**657.01**	-		-		-	
Socio political conditions	9311	**0.15**	-		-		-	
International relations	9312	**61,148.50**	-		-		-	
Humanitarian aid and relief	9313	**130,984.79**	-		29,934.93	22.85%	-	
Community and social services	9314	**64,793.18**	-		-		-	
Public administration and finance s	9315	**41,029.66**	32.97	0.08%	38.37	0.09%	-	
Taxation	9316	**1,015.60**	562.10	55.35%	-		-	
Trade policy and regulation	9317	**3,484.80**	15.01	0.43%	-		-	
Organizations and clubs		**23,695.20**	**-**		**-**		**-**	
Unspecified at family level		**146.61**	-		-		-	
Work related organizations	9410	**6,986.59**	-		-		-	
Civic organizations and association	9413	**16,562.00**	-		-		-	
Land, building and structures		**125,368.83**	**-**		**-**		**-**	
Land parcels	9510	**20.44**	-		-		-	
Permanent buildings and structures	9512	**22,142.25**	-		-		-	
Portable buildings and structures	9513	**35,107.01**	-		-		-	
Prefabricated buildings and structu	9514	**68,099.12**	-		-		-	

Spend at family level (Thousand USD)	Family	Total	UNDP	%	UNECA	%	UNESCO	%
Live plant and animal material		**83,338.40**	**5,630.50**	**6.76%**	**49.09**	**0.06%**	**3.45**	**0.00%**
Unspecified at family level		**2,411.93**	-		48.25	2.00%	-	
Live animals	1010	**11,198.91**	1,530.51	13.67%	-		-	
Animal feed	1012	**11,956.56**	362.19	3.03%	-		-	
Animal containment and habitats	1013	**1,409.97**	321.77	22.82%	-		-	
Seeds and bulbs and seedlings and c	1015	**34,917.94**	1,239.10	3.55%	-		-	
Floriculture and silviculture produ	1016	**3,384.48**	895.13	26.45%	-		-	
Fertilizers and plant nutrients and	1017	**14,573.02**	1,084.57	7.44%	-		-	
Pest control products	1019	**3,467.31**	197.23	5.69%	0.84	0.02%	0.50	0.01%
Live plants of high species or vari	1021	**12.19**	-		-		-	
Live plants of low species or varie	1022	**3.14**	-		-		-	
Fresh cut floral bouquets	1034	**2.94**	-		-		2.94	100.00%
Mineral and textile materials		**13,468.08**	**778.02**	**5.78%**	**-**		**49.23**	**0.37%**
Unspecified at family level		**-3.76**	-		-		-	
Minerals and ores and metals	1110	**421.79**	413.74	98.09%	-		1.13	0.27%
Earth and stone	1111	**7,940.63**	50.97	0.64%	-		0.31	0.00%
Non edible plant and forestry produ	1112	**4,352.47**	84.00	1.93%	-		47.79	1.10%
Non edible animal products	1113	**22.41**	7.34	32.74%	-		-	
Scrap and waste materials	1114	**6.02**	-		-		-	
Fibers and threads and yarns	1115	**256.52**	221.97	86.53%	-		-	
Fabrics and leather materials	1116	**469.63**	-		-		-	
Alloys	1117	**1.14**	-		-		-	
Metal waste scrap and by products	1119	**1.24**	-		-		-	
Chemicals		**8,360.18**	**5,029.36**	**60.16%**	**16.92**	**0.20%**	**1.23**	**0.01%**
Unspecified at family level		**479.19**	-		-		0.41	0.09%
Explosive materials	1213	**424.53**	-		-		-	
Elements and gases	1214	**6,156.38**	5,029.36	81.69%	-		-	
Additives	1216	**842.03**	-		-		-	
Colorants	1217	**36.25**	-		16.92	46.68%	-	
Waxes and oils	1218	**376.04**	-		-		-	
Solvents	1219	**3.03**	-		-		-	
Compounds and mixtures	1235	**42.72**	-		-		0.82	1.93%
Resin, rubber, elastomeric material		**294.08**	**-**		**-**		**0.25**	**0.08%**
Unspecified at family level		**30.32**	-		-		-	
Rubber and elastomers	1310	**29.34**	-		-		-	
Resins and rosins and other resin d	1311	**234.42**	-		-		0.25	0.11%
Paper materials and products		**12,529.34**	**2,323.80**	**18.55%**	**53.41**	**0.43%**	**635.69**	**5.07%**
Unspecified at family level		**1,403.60**	-		-		-	
Paper materials	1410	**333.08**	-		-		2.41	0.72%
Paper products	1411	**10,028.14**	2,323.80	23.17%	45.98	0.46%	630.35	6.29%
Industrial use papers	1412	**764.52**	-		7.44	0.97%	2.93	0.38%
Fuels and lubricants etc.		**611,690.77**	**4,061.08**	**0.66%**	**12.16**	**0.00%**	**213.85**	**0.03%**
Unspecified at family level		**10,046.90**	-		-		-	
Fuels	1510	**598,349.29**	3,996.55	0.67%	12.16	0.00%	202.99	0.03%
Gaseous fuels and additives	1511	**276.68**	64.53	23.32%	-		-	
Lubricants and oils and greases and	1512	**3,017.89**	-		-		10.87	0.36%
Mining and well drilling equipment		**6,025.39**	**2,101.12**	**34.87%**	**-**		**0.07**	**0.00%**
Mining and quarrying machinery and	2010	**2,050.05**	1,140.75	55.64%	-		-	
Well drilling and operation equipme	2011	**1,535.96**	960.36	62.53%	-		-	
Oil and gas drilling and exploratio	2012	**2,342.99**	-		-		0.07	0.00%
Oil and gas operating and productio	2014	**96.39**	-		-		-	
Farming, fishing equipment		**40,332.85**	**17,996.27**	**44.62%**	**-**		**1.12**	**0.00%**
Unspecified at family level		**63.34**	-		-		-	
Agricultural and forestry and lands	2110	**32,545.54**	16,851.62	51.78%	-		1.12	0.00%
Fishing and aquaculture equipment	2111	**7,723.98**	1,144.65	14.82%	-		-	
Building and construction machinery		**11,779.89**	**1,533.58**	**13.02%**	**0.69**	**0.01%**	**2.84**	**0.02%**
Unspecified at family level		**5,123.70**	-		-		-	
Heavy construction machinery and eq	2210	**6,656.19**	1,533.58	23.04%	0.69	0.01%	2.84	0.04%
Industrial manufacturing machinery		**13,603.04**	**3,668.25**	**26.97%**	**6.13**	**0.05%**	**222.80**	**1.64%**
Unspecified at family level		**398.39**	-		-		0.76	0.19%
Raw materials processing machinery	2310	**1,815.26**	1,753.74	96.61%	-		0.06	0.00%
Petroleum processing machinery	2311	**30.00**	-		-		-	
Textile and fabric machinery and ac	2312	**1,556.87**	324.35	20.83%	-		8.45	0.54%
Lapidary machinery and equipment	2313	**31.11**	-		-		0.49	1.56%
Leatherworking repairing machinery	2314	**535.51**	3.89	0.73%	-		-	
Industrial process machinery and eq	2315	**2,924.64**	949.87	32.48%	-		154.59	5.29%
Foundry machines and equipment and	2316	**5.80**	-		-		-	
Industrial food and beverage equipm	2318	**1,171.89**	144.42	12.32%	-		24.47	2.09%
Mixers and their parts and accessor	2319	**7.47**	7.44	99.60%	-		-	
Mass transfer equipment	2320	**160.53**	38.76	24.14%	-		-	
Electronic manufacturing machinery	2321	**62.31**	-		-		-	
Chicken processing machinery and eq	2322	**1.93**	-		-		-	
Sawmilling and lumber processing ma	2323	**40.89**	-		-		33.79	82.64%
Metal cutting machinery and accesso	2324	**2,219.81**	167.41	7.54%	-		0.12	0.01%
Metal forming machinery and accesso	2325	**449.49**	54.69	12.17%	-		-	
Rapid prototyping machinery and acc	2326	**22.20**	-		-		-	
Welding and soldering and brazing m	2327	**155.83**	45.86	29.43%	6.13	3.94%	0.08	0.05%
Metal treatment machinery	2328	**41.12**	13.19	32.09%	-		-	
Industrial machine tools	2329	**1,943.67**	161.51	8.31%	-		-	
Wire machinery and equipment	2330	**28.33**	3.13	11.03%	-		-	
Material handling machinery		**84,770.84**	**21,929.64**	**25.87%**	**32.25**	**0.04%**	**150.35**	**0.18%**
Unspecified at family level		**11,920.30**	-		-		-	
Material handling machinery and equ	2410	**11,662.01**	136.39	1.17%	23.37	0.20%	61.93	0.53%
Containers and storage	2411	**40,875.67**	20,590.45	50.37%	0.93	0.00%	46.61	0.11%
Packaging materials	2412	**3,245.71**	307.59	9.48%	-		-	

Spend at family level (Thousand USD)	Family	Total	UNDP	%	UNECA	%	UNESCO	%
Industrial refrigeration	2413	**6,185.05**	582.41	9.42%	7.96	0.13%	30.51	0.49%
Packing supplies	2414	**10,882.10**	312.81	2.87%	-		11.30	0.10%
Motor vehicles and parts		**443,128.27**	**70,472.50**	**15.90%**	**798.11**	**0.18%**	**928.16**	**0.21%**
Unspecified at family level		**20,278.15**	-		3.99	0.02%	23.52	0.12%
Motor vehicles	2510	**359,951.08**	64,814.79	18.01%	343.48	0.10%	857.39	0.24%
Marine transport	2511	**5,392.06**	1,544.02	28.64%	-		-	
Railway and tramway machinery and e	2512	**61.21**	61.21	100.00%	-		-	
Aircraft	2513	**614.53**	-		-		-	
Spacecraft	2515	**0.07**	-		-		-	
Non motorized cycles	2516	**1,160.93**	734.29	63.25%	-		0.76	0.07%
Transportation components and syste	2517	**40,117.95**	988.73	2.46%	137.53	0.34%	46.50	0.12%
Vehicle bodies and trailers	2518	**3,957.32**	954.52	24.12%	-		-	
Transportation services equipment	2519	**11,579.14**	1,374.94	11.87%	313.11	2.70%	-	
Aerospace systems and components an	2520	**15.83**	-		-		-	
Power generation machinery		**106,646.24**	**45,307.55**	**42.48%**	**504.26**	**0.47%**	**351.11**	**0.33%**
Unspecified at family level		**2.06**	-		-		0.22	10.65%
Power sources	2610	**9,441.25**	1,378.11	14.60%	32.36	0.34%	147.45	1.56%
Batteries and generators and kineti	2611	**67,174.57**	43,847.86	65.27%	150.57	0.22%	96.77	0.14%
Electrical wire and cable and harne	2612	**6,613.93**	-		262.61	3.97%	95.47	1.44%
Power generation	2613	**17,909.39**	81.58	0.46%	58.72	0.33%	11.20	0.06%
Atomic and nuclear energy machinery	2614	**5,505.05**	-		-		-	
Tools and general machinery		**133,979.47**	**5,854.20**	**4.37%**	**79.81**	**0.06%**	**28.93**	**0.02%**
Unspecified at family level		**111,770.66**	-		-		-	
Hand tools	2711	**21,295.71**	5,138.11	24.13%	79.81	0.37%	28.93	0.14%
Hydraulic machinery and equipment	2712	**548.69**	513.94	93.67%	-		-	
Pneumatic machinery and equipment	2713	**129.78**	67.10	51.70%	-		-	
Automotive specialty tools	2714	**234.63**	135.05	57.56%	-		-	
Structures, construction components		**155,715.89**	**42,717.12**	**27.43%**	**4.04**	**0.00%**	**735.36**	**0.47%**
Unspecified at family level		**78,988.75**	34,839.84	44.11%	-		-	
Structural components and basic sha	3010	**6,617.42**	-		-		9.94	0.15%
Concrete and cement and plaster	3011	**5,976.89**	-		-		0.59	0.01%
Roads and landscape	3012	**5,802.32**	-		-		3.34	0.06%
Structural building products	3013	**11,782.85**	1,501.52	12.74%	-		35.57	0.30%
Insulation	3014	**511.96**	-		-		-	
Exterior finishing materials	3015	**12,741.36**	4,908.57	38.52%	-		-	
Interior finishing materials	3016	**2,624.15**	669.49	25.51%	-		35.59	1.36%
Doors and windows and glass	3017	**2,867.12**	528.80	18.44%	4.87	0.17%	645.34	22.51%
Plumbing fixtures	3018	**1,313.31**	268.90	20.47%	(0.83)	-0.06%	2.14	0.16%
Construction and maintenance suppor	3019	**1,527.65**	-		-		0.59	0.04%
Portable Structure Building Compone	3024	**405.37**	-		-		0.85	0.21%
Structural materials	3026	**24,556.73**	-		-		1.41	0.01%
Manufacturing components		**8,425.01**	**-**		**49.16**	**0.58%**	**18.34**	**0.22%**
Unspecified at family level		**12.04**	-		-		-	
Moldings	3114	**11.79**	-		-		-	
Rope and chain and cable and wire a	3115	**1,297.23**	-		-		-	
Hardware	3116	**1,003.54**	-		22.40	2.23%	0.03	0.00%
Bearings and bushings and wheels an	3117	**58.32**	-		-		-	
Grinding and polishing and smoothin	3119	**11.55**	-		-		0.13	1.16%
Adhesives and sealants	3120	**364.39**	-		5.47	1.50%	0.62	0.17%
Paints and primers and finishes	3121	**903.95**	-		21.29	2.35%	8.18	0.90%
Industrial optics	3124	**8.24**	-		-		0.36	4.33%
Pneumatic and hydraulic and electri	3125	**2,556.54**	-		-		-	
Housings and cabinets and casings	3126	**109.56**	-		-		9.02	8.23%
Fabricated pipe assemblies	3131	**2,071.47**	-		-		-	
Gaskets	3140	**12.50**	-		-		0.00	0.00%
Seals	3141	**3.90**	-		-		-	
Electronic components		**723.38**	**224.19**	**30.99%**	**-**		**30.02**	**4.15%**
Unspecified at family level		**86.19**	-		-		-	
Printed circuits and integrated cir	3210	**116.01**	-		-		17.57	15.14%
Passive discrete components	3212	**61.52**	-		-		12.46	20.25%
Electronic hardware and component p	3213	**306.28**	224.19	73.20%	-		-	
Automation control devices and comp	3215	**153.38**	-		-		-	
Electrical systems components		**62,510.46**	**12,507.48**	**20.01%**	**120.62**	**0.19%**	**296.04**	**0.47%**
Unspecified at family level		**51.30**	-		-		-	
Lamps and lightbulbs and lamp compo	3910	**28,891.68**	245.32	0.85%	60.78	0.21%	28.36	0.10%
Lighting Fixtures and Accessories	3911	**8,911.38**	6,542.73	73.42%	17.42	0.20%	1.36	0.02%
Electrical equipment and components	3912	**21,770.09**	5,402.17	24.81%	32.56	0.15%	266.32	1.22%
Electrical wire management devices	3913	**2,886.01**	317.26	10.99%	9.85	0.34%	-	
Distribution equipment		**39,384.95**	**5,512.30**	**14.00%**	**20.57**	**0.05%**	**759.00**	**1.93%**
Heating and ventilation and air cir	4010	**23,440.28**	3,209.76	13.69%	6.82	0.03%	739.45	3.15%
Fluid and gas distribution	4014	**428.87**	-		0.33	0.08%	0.15	0.03%
Industrial pumps and compressors	4015	**10,833.96**	2,223.04	20.52%	0.07	0.00%	5.29	0.05%
Industrial filtering and purificati	4016	**1,263.17**	79.49	6.29%	0.66	0.05%	11.57	0.92%
Pipe piping and pipe fittings	4017	**3,401.40**	-		12.69	0.37%	2.53	0.07%
Tubes tubing and tube fittings	4018	**17.26**	-		-		0.01	0.05%
Laboratory and testing equipment		**230,451.73**	**34,936.71**	**15.16%**	**283.92**	**0.12%**	**326.17**	**0.14%**
Unspecified at family level		**5,893.36**	-		-		-	
Laboratory and scientific equipment	4110	**144,731.13**	34,925.01	24.13%	-		172.17	0.12%
Measuring and observing and testing	4111	**56,815.97**	6.54	0.01%	283.92	0.50%	150.59	0.27%
Laboratory supplies and fixtures	4112	**23,011.28**	5.16	0.02%	-		3.41	0.01%
Medical equipment		**735,687.00**	**76,644.49**	**10.42%**	**342.88**	**0.05%**	**39.94**	**0.01%**
Unspecified at family level		**263,973.36**	18.35	0.01%	1.52	0.00%	-	
Veterinary equipment and supplies	4212	**6,334.51**	86.11	1.36%	-		-	
Medical apparel and textiles	4213	**475.62**	12.69	2.67%	3.60	0.76%	0.00	0.00%
Patient care and treatment products	4214	**65,178.11**	34,511.52	52.95%	9.99	0.02%	3.01	0.00%

Spend at family level (Thousand USD)	Family	Total	UNDP	%	UNECA	%	UNESCO	%
Dental equipment and supplies	4215	**286.87**	0.90	0.31%	-		-	
Dialysis equipment and supplies	4216	**1.50**	-		-		-	
Mobile medical services products	4217	**83,664.59**	22,277.51	26.63%	198.44	0.24%	7.23	0.01%
Patient exam and monitoring product	4218	**15,097.46**	-		20.31	0.13%	-	
Medical facility products	4219	**41,223.20**	19,364.34	46.97%	10.50	0.03%	12.38	0.03%
Medical diagnostic imaging and nucl	4220	**12,703.78**	-		94.10	0.74%	-	
Independent living aids for the phy	4221	**18,732.49**	3.15	0.02%	-		16.58	0.09%
Intravenous and arterial administra	4222	**178.57**	-		-		-	
Clinical nutrition	4223	**220,443.85**	369.91	0.17%	-		-	
Orthopedic and prosthetic and sport	4224	**2,510.16**	-		4.43	0.18%	-	
Physical and occupational therapy a	4225	**11.81**	-		-		-	
Postmortem and mortuary equipment a	4226	**0.60**	-		-		0.60	100.00%
Respiratory and anesthesia and resu	4227	**1,201.88**	-		-		-	
Medical cleaning and sterilization	4228	**760.77**	-		-		-	
Surgical products	4229	**928.70**	-		-		0.14	0.01%
Medical training and education supp	4230	**1,694.12**	-		-		-	
Wound care products	4231	**285.04**	-		-		-	
IT and communications equipment		**626,104.44**	**53,614.55**	**8.56%**	**3,009.68**	**0.48%**	**6,970.52**	**1.11%**
Unspecified at family level		**13,588.65**	-		300.00	2.21%	-	
Communications Devices and Accessor	4319	**24,518.50**	2,358.34	9.62%	18.93	0.08%	1,629.39	6.65%
Components for information technolo	4320	**32,586.61**	503.84	1.55%	86.67	0.27%	299.56	0.92%
Computer Equipment and Accessories	4321	**336,560.44**	35,494.84	10.55%	1,254.99	0.37%	3,241.31	0.96%
Data Voice or Multimedia Network Eq	4322	**114,007.93**	10,452.25	9.17%	503.46	0.44%	751.96	0.66%
Software	4323	**104,842.31**	4,805.28	4.58%	845.63	0.81%	1,048.31	1.00%
Office equipment		**146,880.05**	**3,334.63**	**2.27%**	**728.93**	**0.50%**	**1,013.62**	**0.69%**
Unspecified at family level		**60,011.62**	-		-		-	
Office machines and their supplies	4410	**42,535.12**	2,831.10	6.66%	637.52	1.50%	462.92	1.09%
Office and desk accessories	4411	**5,818.01**	45.67	0.78%	26.96	0.46%	81.40	1.40%
Office supplies	4412	**38,515.29**	457.87	1.19%	64.45	0.17%	469.30	1.22%
Printing, photo and AV equipment		**29,630.86**	**16,366.41**	**55.23%**	**522.74**	**1.76%**	**640.28**	**2.16%**
Unspecified at family level		**635.13**	-		-		2.85	0.45%
Printing and publishing equipment	4510	**3,727.99**	2,532.05	67.92%	25.97	0.70%	196.72	5.28%
Audio and visual presentation and c	4511	**10,827.98**	1,737.02	16.04%	495.00	4.57%	378.63	3.50%
Photographic or filming or video eq	4512	**13,975.49**	11,781.34	84.30%	1.77	0.01%	62.07	0.44%
Photographic and recording media	4513	**259.79**	113.66	43.75%	-		-	
Photographic filmmaking supplies	4514	**204.48**	202.34	98.95%	-		-	
Security and safety equipment		**46,505.33**	**4,212.28**	**9.06%**	**360.84**	**0.78%**	**770.85**	**1.66%**
Unspecified at family level		**171.93**	-		-		0.03	0.02%
Light weapons and ammunition	4610	**9,664.44**	-		-		-	
Conventional war weapons	4611	**5.39**	-		-		-	
Rockets and subsystems	4613	**0.65**	-		-		0.65	100.00%
Law enforcement	4615	**9,413.55**	1,461.08	15.52%	-		563.72	5.99%
Public safety and control	4616	**519.92**	62.75	12.07%	61.41	11.81%	-	
Security surveillance and detection	4617	**12,888.08**	2,097.87	16.28%	245.83	1.91%	118.84	0.92%
Personal safety and protection	4618	**7,450.99**	438.08	5.88%	22.05	0.30%	59.96	0.80%
Fire protection	4619	**2,017.19**	152.50	7.56%	31.55	1.56%	27.64	1.37%
Defense and law enforcement and sec	4620	**129.30**	-		-		-	
Workplace safety equipment and supp	4621	**1,311.23**	-		-		-	
Military weapon and ammunition disa	4622	**2,932.66**	-		-		-	
Cleaning equipment		**27,853.90**	**10,896.52**	**39.12%**	**26.94**	**0.10%**	**51.16**	**0.18%**
Unspecified at family level		**158.34**	-		-		0.02	0.01%
Water and wastewater treatment supp	4710	**13,668.98**	2,154.10	15.76%	0.75	0.01%	0.14	0.00%
Industrial laundry and dry cleaning	4711	**763.52**	-		-		1.80	0.24%
Janitorial equipment	4712	**1,293.36**	67.13	5.19%	10.02	0.77%	4.55	0.35%
Cleaning and janitorial supplies	4713	**11,969.71**	8,675.29	72.48%	16.17	0.14%	44.65	0.37%
Services industry equipment		**23,093.57**	**8,648.91**	**37.45%**	**108.16**	**0.47%**	**14.67**	**0.06%**
Unspecified at family level		**3.75**	-		-		-	
Institutional food services equipme	4810	**23,071.12**	8,648.91	37.49%	108.16	0.47%	14.67	0.06%
Vending machines	4811	**5.79**	-		-		-	
Funeral equipment and materials	4813	**12.91**	-		-		-	
Sports and recreational equipment		**66,276.90**	**19,173.15**	**28.93%**	**-**		**36.61**	**0.06%**
Unspecified at family level		**93.54**	-		-		5.35	5.72%
Collectibles and awards	4910	**5,211.96**	2,963.75	56.86%	-		25.17	0.48%
Camping and outdoor equipment and a	4912	**58,078.14**	15,592.88	26.85%	-		3.38	0.01%
Fishing and hunting equipment	4913	**145.26**	145.26	100.00%	-		-	
Field and court sports equipment	4916	**452.81**	286.98	63.38%	-		2.20	0.49%
Gymnastics and boxing equipment	4917	**70.66**	39.86	56.41%	-		-	
Target and table games and equipmen	4918	**91.06**	-		-		-	
Fitness equipment	4920	**962.12**	36.09	3.75%	-		-	
Other sports	4921	**88.46**	87.23	98.61%	-		-	
Sports equipment and accessories	4922	**1,065.40**	18.33	1.72%	-		-	
Recreation and playground and swimm	4924	**17.49**	2.78	15.88%	-		0.51	2.91%
Food and beverage products		**1,893,768.83**	**997.87**	**0.05%**	**-**		**19.25**	**0.00%**
Unspecified at family level		**4,304.60**	-		-		0.13	0.00%
Nuts and seeds	5010	**670.59**	295.69	44.09%	-		-	
Meat and poultry products	5011	**2,810.40**	103.94	3.70%	-		-	
Seafood	5012	**4,941.36**	0.01	0.00%	-		-	
Dairy products and eggs	5013	**36,397.59**	205.79	0.57%	-		0.09	0.00%
Edible oils and fats	5015	**178,857.76**	3.16	0.00%	-		-	
Chocolate and sugars and sweeteners	5016	**38,589.77**	30.07	0.08%	-		-	
Seasonings and preservatives	5017	**3,802.14**	2.11	0.06%	-		-	
Bread and bakery products	5018	**6,220.40**	17.11	0.28%	-		-	
Prepared and preserved foods	5019	**410,790.67**	149.45	0.04%	-		6.01	0.00%
Beverages	5020	**2,505.14**	83.10	3.32%	-		13.03	0.52%
Tobacco and smoking products and su	5021	**2.32**	-		-		-	

Spend at family level (Thousand USD)	Family	Total	UNDP	%	UNECA	%	UNESCO	%
Cereal and pulse products	5022	**640,320.69**	61.96	0.01%	-		-	
Fresh fruits	5030	**140.65**	6.74	4.79%	-		-	
Organic fresh fruits	5031	**22.29**	22.29	100.00%	-		-	
Dried fruit	5032	**614.74**	-		-		-	
Frozen fruit	5034	**4.43**	4.43	100.00%	-		-	
Canned or jarred organic fruit	5037	**8.08**	8.08	100.00%	-		-	
Fresh fruit purees	5038	**3.95**	3.95	100.00%	-		-	
Fresh vegetables	5040	**242,104.62**	-		-		-	
Dried vegetables	5042	**11,388.86**	-		-		-	
Canned or jarred vegetables	5046	**1,553.91**	-		-		-	
Nutritional supplements	5050	**307,713.87**	-		-		-	
Pharmaceuticals, contraceptives, vaccines		**2,641,368.85**	**222,979.62**	**8.44%**	**516.20**	**0.02%**	**12.93**	**0.00%**
Unspecified at family level		**1,586,924.47**	1,260.72	0.08%	0.39	0.00%	0.22	0.00%
Amebicides and trichomonacides and	5110	**137,796.03**	106,707.50	77.44%	114.88	0.08%	-	
Antiarrythmics and antianginals and	5112	**741.70**	-		258.19	34.81%	-	
Hematolic drugs	5113	**5,303.12**	-		3.63	0.07%	-	
Central nervous system drugs	5114	**1,163.92**	-		21.00	1.80%	-	
Autonomic nervous system drugs	5115	**145.31**	-		0.98	0.67%	-	
Drugs affecting the respiratory tra	5116	**3,864.91**	-		0.09	0.00%	-	
Drugs affecting the gastrointestina	5117	**395.94**	-		16.12	4.07%	-	
Hormones and hormone antagonists	5118	**120,553.14**	114,904.83	95.31%	79.81	0.07%	-	
Agents affecting water and electrol	5119	**3,543.99**	-		0.18	0.01%	-	
Immunomodulating drugs	5120	**601,757.54**	106.57	0.02%	18.77	0.00%	12.70	0.00%
Drugs affecting the ears, eye, nose	5124	**404.77**	-		2.15	0.53%	-	
Anaesthetic drugs and related adjun	5127	**17.62**	-		-		-	
Antibacterials	5128	**6,893.71**	-		-		-	
Antifungal drugs	5130	**833.90**	-		-		-	
Antihistamines or H1 blockers	5131	**2.02**	-		-		-	
Antipsychotics	5133	**19.86**	-		-		-	
Antiviral drugs	5134	**46,048.43**	-		-		-	
Estrogens and progestins and intern	5135	**121,182.54**	-		-		-	
Controlled substance analgesics	5137	**37.60**	-		-		-	
Nonsteroidal anti inflammatory drug	5138	**1.34**	-		-		-	
Vasodilators	5141	**2.70**	-		-		-	
Corticosteroids	5142	**27.57**	-		-		-	
Antihypertensive drugs	5143	**3,407.18**	-		-		-	
Radiopharmaceuticals and contrast m	5144	**95.27**	-		-		-	
Anthelmintics	5145	**138.70**	-		-		-	
Antiseptics	5147	**65.57**	-		-		-	
Domestic appliances and electronics		**128,602.34**	**3,652.95**	**2.84%**	**209.76**	**0.16%**	**359.60**	**0.28%**
Unspecified at family level		**4,331.40**	-		-		-	
Floor coverings	5210	**198.29**	85.94	43.34%	-		-	
Bedclothes and table and kitchen li	5212	**50,057.83**	666.92	1.33%	-		2.27	0.00%
Window treatments	5213	**868.75**	176.46	20.31%	17.10	1.97%	9.08	1.05%
Domestic appliances	5214	**43,011.17**	21.98	0.05%	3.76	0.01%	12.53	0.03%
Domestic kitchenware and kitchen su	5215	**17,560.24**	0.38	0.00%	5.02	0.03%	7.60	0.04%
Consumer electronics	5216	**12,574.67**	2,701.26	21.48%	183.87	1.46%	328.12	2.61%
Apparel, luggage and personal care		**126,776.03**	**2,633.89**	**2.08%**	**249.63**	**0.20%**	**152.40**	**0.12%**
Unspecified at family level		**35,716.66**	-		-		-	
Clothing	5310	**42,184.49**	2,290.76	5.43%	220.75	0.52%	118.85	0.28%
Footwear	5311	**5,824.96**	212.64	3.65%	27.65	0.47%	5.57	0.10%
Luggage and handbags and packs and	5312	**307.96**	14.43	4.69%	1.24	0.40%	19.83	6.44%
Personal care products	5313	**42,724.69**	116.06	0.27%	-		8.15	0.02%
Sewing supplies and accessories	5314	**17.26**	-		-		-	
Timepieces, jewelry and gemstones		**47.40**	**1.79**	**3.78%**	**-**		**3.31**	**6.99%**
Unspecified at family level		**31.93**	-		-		-	
Timepieces	5411	**15.47**	1.79	11.59%	-		3.31	21.43%
Published products		**81,058.05**	**3,670.16**	**4.53%**	**174.80**	**0.22%**	**1,049.69**	**1.29%**
Unspecified at family level		**49,393.86**	-		0.14	0.00%	-	
Printed media	5510	**24,835.41**	3,390.01	13.65%	111.28	0.45%	948.07	3.82%
Electronic reference material	5511	**1,042.34**	6.39	0.61%	1.70	0.16%	11.03	1.06%
Signage and accessories	5512	**5,786.43**	273.76	4.73%	61.68	1.07%	90.60	1.57%
Furniture		**64,564.13**	**11,120.95**	**17.22%**	**223.93**	**0.35%**	**741.19**	**1.15%**
Unspecified at family level		**2,838.80**	-		0.67	0.02%	-	
Accommodation furniture	5610	**50,028.85**	10,548.75	21.09%	12.55	0.03%	378.00	0.76%
Commercial and industrial furniture	5611	**8,232.71**	572.20	6.95%	181.67	2.21%	183.14	2.22%
Classroom and instructional and ins	5612	**3,038.85**	-		-		172.54	5.68%
Merchandising furniture and accesso	5613	**240.44**	-		29.04	12.08%	-	
Decorative adornments	5614	**184.48**	-		-		7.50	4.07%
Musical instruments and arts and crafts		**90,178.21**	**345.65**	**0.38%**	**-**		**2,326.28**	**2.58%**
Unspecified at family level		**78,654.73**	-		-		-	
Developmental and professional teac	6010	**10,604.07**	-		-		2,232.61	21.05%
Classroom decoratives and supplies	6011	**309.64**	-		-		-	
Arts and crafts equipment and acces	6012	**228.60**	-		-		92.24	40.35%
Musical Instruments and parts and a	6013	**376.42**	345.65	91.82%	-		-	
Toys and games	6014	**4.74**	-		-		1.43	30.12%
Financial instruments products		**250.22**	**-**		**-**		**-**	
Unspecified at family level		**0.01**	-		-		-	
Securities	6411	**4.39**	-		-		-	
Insurable interest contracts	6412	**16.29**	-		-		-	
General agreements and contracts	6413	**229.53**	-		-		-	
Farming, fishing, forestry services		**33,059.42**	**9,903.95**	**29.96%**	**-**		**453.69**	**1.37%**
Unspecified at family level		**67.58**	-		-		-	

Spend at family level (Thousand USD)	Family	Total	UNDP	%	UNECA	%	UNESCO	%
Fisheries and aquaculture	7010	**1,133.36**	210.87	18.61%	-		-	
Horticulture	7011	**7,044.89**	555.25	7.88%	-		118.39	1.68%
Livestock services	7012	**1,894.40**	1,014.85	53.57%	-		-	
Land and soil preparation and manag	7013	**422.14**	356.66	84.49%	-		-	
Crop production and management and	7014	**1,691.51**	135.77	8.03%	-		18.74	1.11%
Forestry	7015	**2,684.91**	1,519.73	56.60%	-		-	
Wildlife and flora	7016	**527.88**	205.79	38.98%	-		92.72	17.56%
Water resources development and ove	7017	**17,592.73**	5,905.02	33.57%	-		223.83	1.27%
Mining, oil and gas services		**1,190.56**	**-**		**-**		**18.60**	**1.56%**
Mining services	7110	**10.98**	-		-		10.00	91.05%
Oil and gas exploration services	7111	**6.38**	-		-		6.38	100.00%
Well drilling and construction serv	7112	**423.03**	-		-		2.22	0.52%
Oil and gas data management and pro	7115	**739.72**	-		-		-	
Oil and gas well project management	7116	**10.44**	-		-		-	
Building and maintenance services		**1,302,987.43**	**222,046.14**	**17.04%**	**3,676.92**	**0.28%**	**9,422.19**	**0.72%**
Unspecified at family level		**248,129.38**	-		193.75	0.08%	899.92	0.36%
Building and facility maintenance a	7210	**572,229.82**	175,188.62	30.62%	451.06	0.08%	4,135.14	0.72%
Residential building construction s	7211	**24,637.86**	2,762.44	11.21%	-		-	
Nonresidential building constructio	7212	**229,589.33**	40,443.31	17.62%	450.00	0.20%	3,220.80	1.40%
Heavy construction services	7214	**71,326.56**	437.61	0.61%	1.24	0.00%	24.99	0.04%
Specialized trade construction and	7215	**157,074.48**	3,214.16	2.05%	2,580.87	1.64%	1,141.33	0.73%
Industrial manufacturing services		**73,032.43**	**8,587.33**	**11.76%**	**247.77**	**0.34%**	**271.59**	**0.37%**
Unspecified at family level		**170.52**	-		-		-	
Plastic and chemical industries	7310	**820.95**	-		-		-	
Wood and paper industries	7311	**112.18**	-		-		54.84	48.89%
Metal and mineral industries	7312	**21.25**	-		-		-	
Food and beverage industries	7313	**481.24**	-		-		-	
Fibers and textiles and fabric indu	7314	**169.66**	-		-		33.25	19.60%
Manufacturing support services	7315	**28,875.72**	8,587.33	29.74%	247.77	0.86%	52.56	0.18%
Machinery and transport equipment m	7316	**62.26**	-		-		24.68	39.64%
Manufacture of electrical goods and	7317	**29.00**	-		-		3.07	10.57%
Machining and processing services	7318	**42,289.65**	-		-		103.20	0.24%
Industrial cleaning services		**93,509.67**	**407.28**	**0.44%**	**195.13**	**0.21%**	**3,256.59**	**3.48%**
Unspecified at family level		**656.28**	-		-		-	
Decontamination services	7610	**1,162.38**	407.28	35.04%	-		-	
Cleaning and janitorial services	7611	**74,584.72**	-		194.59	0.26%	3,230.25	4.33%
Refuse disposal and treatment	7612	**13,375.67**	-		0.54	0.00%	26.34	0.20%
Toxic and hazardous waste cleanup	7613	**3,730.63**	-		-		-	
Environmental services		**93,142.64**	**24,208.07**	**25.99%**	**-**		**843.77**	**0.91%**
Unspecified at family level		**585.98**	-		-		-	
Environmental management	7710	**71,821.56**	20,064.53	27.94%	-		669.03	0.93%
Environmental protection	7711	**11,264.91**	1,640.02	14.56%	-		174.74	1.55%
Pollution tracking and monitoring a	7712	**7,946.40**	1,332.77	16.77%	-		-	
Pollutants tracking and monitoring	7713	**1,523.79**	1,170.76	76.83%	-		-	
Transportation, storage, mail services		**2,323,126.23**	**82,453.33**	**3.55%**	**442.26**	**0.02%**	**11,281.30**	**0.49%**
Unspecified at family level		**159,440.80**	-		-		0.61	0.00%
Mail and cargo transport	7810	**1,065,640.63**	15,812.39	1.48%	123.43	0.01%	1,753.58	0.16%
Passenger transport	7811	**644,232.06**	42,879.62	6.66%	96.62	0.01%	9,179.99	1.42%
Material packing and handling	7812	**28,509.73**	556.76	1.95%	7.76	0.03%	1.82	0.01%
Storage	7813	**63,027.93**	69.23	0.11%	-		101.70	0.16%
Transport services	7814	**328,243.09**	18,643.27	5.68%	84.93	0.03%	47.49	0.01%
Transportation repair or maintenanc	7818	**34,031.99**	4,492.07	13.20%	129.52	0.38%	196.10	0.58%
Management and admin services		**1,809,281.45**	**394,108.77**	**21.78%**	**254.91**	**0.01%**	**16,121.35**	**0.89%**
Unspecified at family level		**208,588.42**	-		-		114.07	0.05%
Management advisory services	8010	**307,937.35**	5,949.10	1.93%	110.70	0.04%	2,418.48	0.79%
Human resources services	8011	**126,426.13**	12,824.36	10.14%	13.31	0.01%	848.51	0.67%
Legal services	8012	**9,301.45**	259.87	2.79%	-		110.99	1.19%
Real estate services	8013	**370,614.29**	81,690.62	22.04%	(4.93)	0.00%	3,831.04	1.03%
Marketing and distribution	8014	**90,915.85**	3,113.74	3.42%	10.88	0.01%	5,209.66	5.73%
Trade policy and services	8015	**4,673.95**	163.33	3.49%	-		-	
Business administration services	8016	**682,227.22**	290,107.76	42.52%	124.95	0.02%	1,728.22	0.25%
Public relations and professional c	8017	**8,596.80**	-		-		1,860.38	21.64%
Engineering and research services		**1,279,417.52**	**350,004.95**	**27.36%**	**2,699.81**	**0.21%**	**10,159.20**	**0.79%**
Unspecified at family level		**170,466.91**	-		-		-	
Professional engineering services	8110	**376,795.77**	266,200.12	70.65%	1,931.15	0.51%	260.98	0.07%
Computer services	8111	**455,102.41**	55,404.57	12.17%	693.04	0.15%	7,733.99	1.70%
Economics	8112	**5,134.64**	3,605.06	70.21%	-		10.46	0.20%
Statistics	8113	**15,079.89**	11,192.86	74.22%	42.04	0.28%	171.10	1.13%
Manufacturing technologies	8114	**80,829.43**	6,879.88	8.51%	0.35	0.00%	190.40	0.24%
Earth science services	8115	**6,522.04**	2,275.21	34.88%	-		1,342.81	20.59%
Information Technology Service Deli	8116	**169,331.15**	4,447.24	2.63%	33.23	0.02%	449.45	0.27%
Biological science services	8117	**155.29**	-		-		-	
Editorial, design, graphic services		**281,753.99**	**32,098.55**	**11.39%**	**856.95**	**0.30%**	**9,032.46**	**3.21%**
Unspecified at family level		**51,986.33**	-		-		4.41	0.01%
Advertising	8210	**11,871.33**	4,240.22	35.72%	120.47	1.01%	116.44	0.98%
Writing and translations	8211	**130,705.23**	3,122.28	2.39%	349.59	0.27%	1,376.52	1.05%
Reproduction services	8212	**60,784.02**	16,266.41	26.76%	-		6,268.94	10.31%
Photographic services	8213	**6,948.54**	322.76	4.64%	125.98	1.81%	924.53	13.31%
Graphic design	8214	**18,839.53**	7,872.80	41.79%	260.91	1.38%	121.55	0.65%
Professional artists and performers	8215	**600.14**	274.08	45.67%	-		201.19	33.52%
Film and theater production support	8216	**18.88**	-		-		18.88	100.00%
Public sector related services		**182,009.85**	**37,725.74**	**20.73%**	**947.66**	**0.52%**	**6,784.53**	**3.73%**
Unspecified at family level		**111.01**	-		-		-	
Utilities	8310	**107,977.33**	20,355.14	18.85%	548.55	0.51%	4,215.19	3.90%
Telecommunications media services	8311	**46,066.71**	7,271.37	15.78%	191.94	0.42%	2,516.26	5.46%

Spend at family level (Thousand USD)	Family	Total	UNDP	%	UNECA	%	UNESCO	%
Information services	**8312**	**27,854.80**	**10,099.23**	**36.26%**	**207.17**	**0.74%**	**53.08**	**0.19%**
Financial and insurance services		**438,376.64**	15,190.70	3.47%	45.94	0.01%	2,718.05	0.62%
Unspecified at family level		**237,173.36**	-		-		-	
Development finance	8410	**63,291.74**	1,217.59	1.92%	-		-	
Accounting and bookkeeping services	8411	**50,280.58**	9,555.11	19.00%	7.35	0.01%	472.14	0.94%
Banking and investment	8412	**28,044.26**	1,349.32	4.81%	-		15.86	0.06%
Insurance and retirement services	8413	**58,872.59**	2,990.40	5.08%	38.59	0.07%	2,230.05	3.79%
Credit agencies	8414	**714.12**	78.28	10.96%	-		-	
Healthcare services		**347,667.61**	**17,215.74**	**4.95%**	**-**		**800.27**	**0.23%**
Unspecified at family level		**12,859.12**	-		-		-	
Comprehensive health services	8510	**278,860.49**	8,455.85	3.03%	-		98.75	0.04%
Disease prevention and control	8511	**22,014.91**	2,195.47	9.97%	-		580.10	2.64%
Medical practice	8512	**26,575.38**	4,642.10	17.47%	-		73.99	0.28%
Medical science research and experi	8513	**374.54**	-		-		47.43	12.66%
Food and nutrition services	8515	**4,927.25**	31.92	0.65%	-		-	
Medical Surgical Equipment Maintena	8516	**84.86**	-		-		-	
Death and dying support services	8517	**1,894.58**	1,890.40	99.78%	-		-	
Diagnoses of infectious and parasit	8521	**76.12**	-		-		-	
Diagnoses of diseases of the muscul	8537	**0.34**	-		-		-	
Education and training services		**221,693.51**	**73,167.58**	**33.00%**	**219.49**	**0.10%**	**17,783.51**	**8.02%**
Unspecified at family level		**15,008.41**	-		-		64.47	0.43%
Vocational training	8610	**141,685.45**	71,162.68	50.23%	217.42	0.15%	3,208.51	2.26%
Alternative educational systems	8611	**3,646.70**	660.41	18.11%	2.08	0.06%	550.39	15.09%
Educational institutions	8612	**839.32**	40.00	4.77%	-		796.99	94.96%
Specialized educational services	8613	**48,348.15**	62.73	0.13%	-		3,543.65	7.33%
Educational facilities	8614	**12,165.49**	1,241.76	10.21%	-		9,619.49	79.07%
Travel, food and lodging		**558,978.93**	**73,559.48**	**13.16%**	**793.60**	**0.14%**	**6,752.19**	**1.21%**
Unspecified at family level		**79,665.25**	-		0.30	0.00%	-	
Restaurants and catering	9010	**63,503.07**	3,696.28	5.82%	63.29	0.10%	2,557.75	4.03%
Hotels and lodging and meeting faci	9011	**209,099.16**	41,782.29	19.98%	386.58	0.18%	3,574.91	1.71%
Travel facilitation	9012	**205,244.42**	28,080.91	13.68%	343.43	0.17%	317.59	0.15%
Performing arts	9013	**12.49**	-		-		12.49	100.00%
Commercial sports	9014	**154.13**	-		-		126.21	81.88%
Entertainment services	9015	**1,300.41**	-		-		163.24	12.55%
Personal and domestic services		**2,234.32**	**-**		**8.39**	**0.38%**	**26.27**	**1.18%**
Unspecified at family level		**18.40**	-		-		-	
Personal appearance	9110	**21.83**	-		-		0.54	2.46%
Domestic and personal assistance	9111	**2,194.09**	-		8.39	0.38%	25.73	1.17%
Public order and security services		**321,233.13**	**17,585.25**	**5.47%**	**50.55**	**0.02%**	**3,115.91**	**0.97%**
Unspecified at family level		**35,576.53**	-		-		46.52	0.13%
Public order and safety	9210	**10,651.12**	624.79	5.87%	-		190.64	1.79%
Military services and national defe	9211	**110,964.67**	-		-		-	
Security and personal safety	9212	**164,040.81**	16,960.46	10.34%	50.55	0.03%	2,878.76	1.75%
Politics and civic affairs services		**304,187.52**	**34,297.93**	**11.28%**	**2.38**	**0.00%**	**9,972.12**	**3.28%**
Unspecified at family level		**1,073.85**	-		2.38	0.22%	-	
Political systems and institutions	9310	**657.01**	620.98	94.52%	-		-	
Socio political conditions	9311	**0.15**	0.15	100.00%	-		-	
International relations	9312	**61,148.50**	132.30	0.22%	-		563.17	0.92%
Humanitarian aid and relief	9313	**130,984.79**	5,162.96	3.94%	-		294.95	0.23%
Community and social services	9314	**64,793.18**	20,365.03	31.43%	-		9,045.90	13.96%
Public administration and finance s	9315	**41,029.66**	4,885.21	11.91%	-		43.45	0.11%
Taxation	9316	**1,015.60**	202.26	19.91%	-		24.65	2.43%
Trade policy and regulation	9317	**3,484.80**	2,929.06	84.05%	-		-	
Organizations and clubs		**23,695.20**	**3,571.37**	**15.07%**	**0.05**	**0.00%**	**891.72**	**3.76%**
Unspecified at family level		**146.61**	-		0.05	0.03%	-	
Work related organizations	9410	**6,986.59**	-		-		43.82	0.63%
Civic organizations and association	9413	**16,562.00**	3,571.37	21.56%	-		847.90	5.12%
Land, building and structures		**125,368.83**	**-**		**1.10**	**0.00%**	**275.14**	**0.22%**
Land parcels	9510	**20.44**	-		-		-	
Permanent buildings and structures	9512	**22,142.25**	-		-		230.72	1.04%
Portable buildings and structures	9513	**35,107.01**	-		1.10	0.00%	-	
Prefabricated buildings and structu	9514	**68,099.12**	-		-		44.41	0.07%

Spend at family level (Thousand USD)	Family	Total	UNFCCC	%	UNFPA	%	UNHCR	%
Live plant and animal material		**83,338.40**	**0.66**	**0.00%**	**-**		**19.52**	**0.02%**
Unspecified at family level		**2,411.93**	0.66	0.03%	-		-	
Live animals	1010	**11,198.91**	-		-		-	
Animal feed	1012	**11,956.56**	-		-		15.47	0.13%
Animal containment and habitats	1013	**1,409.97**	-		-		-	
Seeds and bulbs and seedlings and c	1015	**34,917.94**	-		-		-	
Floriculture and silviculture produ	1016	**3,384.48**	-		-		-	
Fertilizers and plant nutrients and	1017	**14,573.02**	-		-		4.05	0.03%
Pest control products	1019	**3,467.31**	-		-		-	
Live plants of high species or vari	1021	**12.19**	-		-		-	
Live plants of low species or varie	1022	**3.14**	-		-		-	
Fresh cut floral bouquets	1034	**2.94**	-		-		-	
Mineral and textile materials		**13,468.08**	**-**		**-**		**-**	
Unspecified at family level		**-3.76**	-		-		-	
Minerals and ores and metals	1110	**421.79**	-		-		-	
Earth and stone	1111	**7,940.63**	-		-		-	
Non edible plant and forestry produ	1112	**4,352.47**	-		-		-	
Non edible animal products	1113	**22.41**	-		-		-	
Scrap and waste materials	1114	**6.02**	-		-		-	
Fibers and threads and yarns	1115	**256.52**	-		-		-	
Fabrics and leather materials	1116	**469.63**	-		-		-	
Alloys	1117	**1.14**	-		-		-	
Metal waste scrap and by products	1119	**1.24**	-		-		-	
Chemicals		**8,360.18**	**-**		**-**		**375.60**	**4.49%**
Unspecified at family level		**479.19**	-		-		-	
Explosive materials	1213	**424.53**	-		-		-	
Elements and gases	1214	**6,156.38**	-		-		-	
Additives	1216	**842.03**	-		-		-	
Colorants	1217	**36.25**	-		-		-	
Waxes and oils	1218	**376.04**	-		-		375.60	99.88%
Solvents	1219	**3.03**	-		-		-	
Compounds and mixtures	1235	**42.72**	-		-		-	
Resin, rubber, elastomeric material		**294.08**	**-**		**-**		**-**	
Unspecified at family level		**30.32**	-		-		-	
Rubber and elastomers	1310	**29.34**	-		-		-	
Resins and rosins and other resin d	1311	**234.42**	-		-		-	
Paper materials and products		**12,529.34**	**14.74**	**0.12%**	**-**		**-**	
Unspecified at family level		**1,403.60**	-		-		-	
Paper materials	1410	**333.08**	-		-		-	
Paper products	1411	**10,028.14**	10.18	0.10%	-		-	
Industrial use papers	1412	**764.52**	4.57	0.60%	-		-	
Fuels and lubricants etc.		**611,690.77**	**3.65**	**0.00%**	**-**		**31,735.15**	**5.19%**
Unspecified at family level		**10,046.90**	-		-		-	
Fuels	1510	**598,349.29**	-		-		31,731.81	5.30%
Gaseous fuels and additives	1511	**276.68**	3.65	1.32%	-		-	
Lubricants and oils and greases and	1512	**3,017.89**	-		-		3.34	0.11%
Mining and well drilling equipment		**6,025.39**	**-**		**-**		**-**	
Mining and quarrying machinery and	2010	**2,050.05**	-		-		-	
Well drilling and operation equipme	2011	**1,535.96**	-		-		-	
Oil and gas drilling and exploratio	2012	**2,342.99**	-		-		-	
Oil and gas operating and productio	2014	**96.39**	-		-		-	
Farming, fishing equipment		**40,332.85**	**-**		**-**		**867.66**	**2.15%**
Unspecified at family level		**63.34**	-		-		63.34	100.00%
Agricultural and forestry and lands	2110	**32,545.54**	-		-		804.33	2.47%
Fishing and aquaculture equipment	2111	**7,723.98**	-		-		-	
Building and construction machinery		**11,779.89**	**-**		**-**		**122.58**	**1.04%**
Unspecified at family level		**5,123.70**	-		-		-	
Heavy construction machinery and eq	2210	**6,656.19**	-		-		122.58	1.84%
Industrial manufacturing machinery		**13,603.04**	**-**		**-**		**1,479.97**	**10.88%**
Unspecified at family level		**398.39**	-		-		-	
Raw materials processing machinery	2310	**1,815.26**	-		-		-	
Petroleum processing machinery	2311	**30.00**	-		-		-	
Textile and fabric machinery and ac	2312	**1,556.87**	-		-		913.11	58.65%
Lapidary machinery and equipment	2313	**31.11**	-		-		-	
Leatherworking repairing machinery	2314	**535.51**	-		-		232.16	43.35%
Industrial process machinery and eq	2315	**2,924.64**	-		-		-	
Foundry machines and equipment and	2316	**5.80**	-		-		-	
Industrial food and beverage equipm	2318	**1,171.89**	-		-		-	
Mixers and their parts and accessor	2319	**7.47**	-		-		-	
Mass transfer equipment	2320	**160.53**	-		-		-	
Electronic manufacturing machinery	2321	**62.31**	-		-		-	
Chicken processing machinery and eq	2322	**1.93**	-		-		-	
Sawmilling and lumber processing ma	2323	**40.89**	-		-		-	
Metal cutting machinery and accesso	2324	**2,219.81**	-		-		334.71	15.08%
Metal forming machinery and accesso	2325	**449.49**	-		-		-	
Rapid prototyping machinery and acc	2326	**22.20**	-		-		-	
Welding and soldering and brazing m	2327	**155.83**	-		-		-	
Metal treatment machinery	2328	**41.12**	-		-		-	
Industrial machine tools	2329	**1,943.67**	-		-		-	
Wire machinery and equipment	2330	**28.33**	-		-		-	
Material handling machinery		**84,770.84**	**0.70**	**0.00%**	**-**		**7,243.84**	**8.55%**
Unspecified at family level		**11,920.30**	-		-		-	
Material handling machinery and equ	2410	**11,662.01**	0.06	0.00%	-		350.30	3.00%
Containers and storage	2411	**40,875.67**	-		-		6,831.36	16.71%
Packaging materials	2412	**3,245.71**	-		-		-	

Spend at family level (Thousand USD)	Family	Total	UNFCCC	%	UNFPA	%	UNHCR	%
Industrial refrigeration	2413	**6,185.05**	-		-		62.18	1.01%
Packing supplies	2414	**10,882.10**	0.64	0.01%	-		-	
Motor vehicles and parts		**443,128.27**	**-**		**8,690.42**	**1.96%**	**60,190.38**	**13.58%**
Unspecified at family level		**20,278.15**	-		-		-	
Motor vehicles	2510	**359,951.08**	-		8,409.27	2.34%	51,516.57	14.31%
Marine transport	2511	**5,392.06**	-		-		7.50	0.14%
Railway and tramway machinery and e	2512	**61.21**	-		-		-	
Aircraft	2513	**614.53**	-		-		-	
Spacecraft	2515	**0.07**	-		-		-	
Non motorized cycles	2516	**1,160.93**	-		-		42.19	3.63%
Transportation components and syste	2517	**40,117.95**	-		281.14	0.70%	8,500.60	21.19%
Vehicle bodies and trailers	2518	**3,957.32**	-		-		123.52	3.12%
Transportation services equipment	2519	**11,579.14**	-		-		-	
Aerospace systems and components an	2520	**15.83**	-		-		-	
Power generation machinery		**106,646.24**	**7.64**	**0.01%**	**725.84**	**0.68%**	**13,850.73**	**12.99%**
Unspecified at family level		**2.06**	-		-		-	
Power sources	2610	**9,441.25**	-		-		316.21	3.35%
Batteries and generators and kineti	2611	**67,174.57**	6.00	0.01%	282.13	0.42%	6,628.86	9.87%
Electrical wire and cable and harne	2612	**6,613.93**	1.63	0.02%	443.71	6.71%	2,057.65	31.11%
Power generation	2613	**17,909.39**	-		-		4,848.01	27.07%
Atomic and nuclear energy machinery	2614	**5,505.05**	-		-		-	
Tools and general machinery		**133,979.47**	**0.00**	**0.00%**	**-**		**2,881.92**	**2.15%**
Unspecified at family level		**111,770.66**	-		-		-	
Hand tools	2711	**21,295.71**	0.00	0.00%	-		2,881.92	13.53%
Hydraulic machinery and equipment	2712	**548.69**	-		-		-	
Pneumatic machinery and equipment	2713	**129.78**	-		-		-	
Automotive specialty tools	2714	**234.63**	-		-		-	
Structures, construction components		**155,715.89**	**-**		**-**		**39,467.10**	**25.35%**
Unspecified at family level		**78,988.75**	-		-		-	
Structural components and basic sha	3010	**6,617.42**	-		-		2,617.83	39.56%
Concrete and cement and plaster	3011	**5,976.89**	-		-		2,816.04	47.12%
Roads and landscape	3012	**5,802.32**	-		-		-	
Structural building products	3013	**11,782.85**	-		-		5,457.28	46.32%
Insulation	3014	**511.96**	-		-		435.09	84.99%
Exterior finishing materials	3015	**12,741.36**	-		-		3,882.49	30.47%
Interior finishing materials	3016	**2,624.15**	-		-		9.68	0.37%
Doors and windows and glass	3017	**2,867.12**	-		-		140.59	4.90%
Plumbing fixtures	3018	**1,313.31**	-		-		123.77	9.42%
Construction and maintenance suppor	3019	**1,527.65**	-		-		791.10	51.79%
Portable Structure Building Compone	3024	**405.37**	-		-		-	
Structural materials	3026	**24,556.73**	-		-		23,193.22	94.45%
Manufacturing components		**8,425.01**	**0.28**	**0.00%**	**-**		**951.76**	**11.30%**
Unspecified at family level		**12.04**	-		-		-	
Moldings	3114	**11.79**	-		-		-	
Rope and chain and cable and wire a	3115	**1,297.23**	-		-		801.90	61.82%
Hardware	3116	**1,003.54**	0.28	0.03%	-		-	
Bearings and bushings and wheels an	3117	**58.32**	-		-		-	
Grinding and polishing and smoothin	3119	**11.55**	-		-		-	
Adhesives and sealants	3120	**364.39**	-		-		149.86	41.13%
Paints and primers and finishes	3121	**903.95**	-		-		-	
Industrial optics	3124	**8.24**	-		-		-	
Pneumatic and hydraulic and electri	3125	**2,556.54**	-		-		-	
Housings and cabinets and casings	3126	**109.56**	-		-		-	
Fabricated pipe assemblies	3131	**2,071.47**	-		-		-	
Gaskets	3140	**12.50**	-		-		-	
Seals	3141	**3.90**	-		-		-	
Electronic components		**723.38**	**-**		**-**		**44.05**	**6.09%**
Unspecified at family level		**86.19**	-		-		-	
Printed circuits and integrated cir	3210	**116.01**	-		-		44.05	37.97%
Passive discrete components	3212	**61.52**	-		-		-	
Electronic hardware and component p	3213	**306.28**	-		-		-	
Automation control devices and comp	3215	**153.38**	-		-		-	
Electrical systems components		**62,510.46**	**7.92**	**0.01%**	**2,217.47**	**3.55%**	**27,543.17**	**44.06%**
Unspecified at family level		**51.30**	-		-		-	
Lamps and lightbulbs and lamp compo	3910	**28,891.68**	-		-		27,474.36	95.09%
Lighting Fixtures and Accessories	3911	**8,911.38**	-		-		39.56	0.44%
Electrical equipment and components	3912	**21,770.09**	7.92	0.04%	2,217.47	10.19%	29.25	0.13%
Electrical wire management devices	3913	**2,886.01**	-		-		-	
Distribution equipment		**39,384.95**	**0.88**	**0.00%**	**87.92**	**0.22%**	**4,380.47**	**11.12%**
Heating and ventilation and air cir	4010	**23,440.28**	0.79	0.00%	87.92	0.38%	3,163.50	13.50%
Fluid and gas distribution	4014	**428.87**	0.09	0.02%	-		-	
Industrial pumps and compressors	4015	**10,833.96**	-		-		589.98	5.45%
Industrial filtering and purificati	4016	**1,263.17**	-		-		-	
Pipe piping and pipe fittings	4017	**3,401.40**	-		-		626.99	18.43%
Tubes tubing and tube fittings	4018	**17.26**	-		-		-	
Laboratory and testing equipment		**230,451.73**	**-**		**46.74**	**0.02%**	**1,066.20**	**0.46%**
Unspecified at family level		**5,893.36**	-		-		-	
Laboratory and scientific equipment	4110	**144,731.13**	-		-		842.56	0.58%
Measuring and observing and testing	4111	**56,815.97**	-		37.37	0.07%	223.65	0.39%
Laboratory supplies and fixtures	4112	**23,011.28**	-		9.37	0.04%	-	
Medical equipment		**735,687.00**	**-**		**24,977.82**	**3.40%**	**1,683.17**	**0.23%**
Unspecified at family level		**263,973.36**	-		-		-	
Veterinary equipment and supplies	4212	**6,334.51**	-		-		-	
Medical apparel and textiles	4213	**475.62**	-		61.19	12.86%	1.95	0.41%
Patient care and treatment products	4214	**65,178.11**	-		774.24	1.19%	-	

Spend at family level (Thousand USD)	Family	Total	UNFCCC	%	UNFPA	%	UNHCR	%
Dental equipment and supplies	4215	**286.87**	-		-		-	
Dialysis equipment and supplies	4216	**1.50**	-		-		-	
Mobile medical services products	4217	**83,664.59**	-		12,987.04	15.52%	1,681.22	2.01%
Patient exam and monitoring product	4218	**15,097.46**	-		1,061.60	7.03%	-	
Medical facility products	4219	**41,223.20**	-		7,092.36	17.20%	-	
Medical diagnostic imaging and nucl	4220	**12,703.78**	-		-		-	
Independent living aids for the phy	4221	**18,732.49**	-		-		-	
Intravenous and arterial administra	4222	**178.57**	-		171.55	96.07%	-	
Clinical nutrition	4223	**220,443.85**	-		-		-	
Orthopedic and prosthetic and sport	4224	**2,510.16**	-		-		-	
Physical and occupational therapy a	4225	**11.81**	-		-		-	
Postmortem and mortuary equipment a	4226	**0.60**	-		-		-	
Respiratory and anesthesia and resu	4227	**1,201.88**	-		893.12	74.31%	-	
Medical cleaning and sterilization	4228	**760.77**	-		174.37	22.92%	-	
Surgical products	4229	**928.70**	-		575.66	61.99%	-	
Medical training and education supp	4230	**1,694.12**	-		1,186.70	70.05%	-	
Wound care products	4231	**285.04**	-		-		-	
IT and communications equipment		**626,104.44**	**723.00**	**0.12%**	**6,839.87**	**1.09%**	**32,719.83**	**5.23%**
Unspecified at family level		**13,588.65**	-		-		-	
Communications Devices and Accessor	4319	**24,518.50**	33.68	0.14%	362.55	1.48%	4,275.13	17.44%
Components for information technolo	4320	**32,586.61**	20.66	0.06%	97.18	0.30%	2,849.24	8.74%
Computer Equipment and Accessories	4321	**336,560.44**	205.37	0.06%	6,087.81	1.81%	20,067.54	5.96%
Data Voice or Multimedia Network Eq	4322	**114,007.93**	463.29	0.41%	121.24	0.11%	5,527.92	4.85%
Software	4323	**104,842.31**	-		171.09	0.16%	-	
Office equipment		**146,880.05**	**17.81**	**0.01%**	**2,185.74**	**1.49%**	**9,755.85**	**6.64%**
Unspecified at family level		**60,011.62**	-		-		-	
Office machines and their supplies	4410	**42,535.12**	6.56	0.02%	252.33	0.59%	9,755.85	22.94%
Office and desk accessories	4411	**5,818.01**	1.95	0.03%	-		-	
Office supplies	4412	**38,515.29**	9.29	0.02%	1,933.41	5.02%	-	
Printing, photo and AV equipment		**29,630.86**	**43.28**	**0.15%**	**260.39**	**0.88%**	**1,388.26**	**4.69%**
Unspecified at family level		**635.13**	-		-		-	
Printing and publishing equipment	4510	**3,727.99**	-		-		-	
Audio and visual presentation and c	4511	**10,827.98**	18.24	0.17%	260.39	2.40%	1,087.66	10.04%
Photographic or filming or video eq	4512	**13,975.49**	25.04	0.18%	-		300.60	2.15%
Photographic and recording media	4513	**259.79**	-		-		-	
Photographic filmmaking supplies	4514	**204.48**	-		-		-	
Security and safety equipment		**46,505.33**	**-**		**-**		**3,473.57**	**7.47%**
Unspecified at family level		**171.93**	-		-		-	
Light weapons and ammunition	4610	**9,664.44**	-		-		-	
Conventional war weapons	4611	**5.39**	-		-		-	
Rockets and subsystems	4613	**0.65**	-		-		-	
Law enforcement	4615	**9,413.55**	-		-		-	
Public safety and control	4616	**519.92**	-		-		62.09	11.94%
Security surveillance and detection	4617	**12,888.08**	-		-		2,088.96	16.21%
Personal safety and protection	4618	**7,450.99**	-		-		989.31	13.28%
Fire protection	4619	**2,017.19**	-		-		333.20	16.52%
Defense and law enforcement and sec	4620	**129.30**	-		-		-	
Workplace safety equipment and supp	4621	**1,311.23**	-		-		-	
Military weapon and ammunition disa	4622	**2,932.66**	-		-		-	
Cleaning equipment		**27,853.90**	**0.03**	**0.00%**	**-**		**3,287.56**	**11.80%**
Unspecified at family level		**158.34**	-		-		-	
Water and wastewater treatment supp	4710	**13,668.98**	-		-		2,293.64	16.78%
Industrial laundry and dry cleaning	4711	**763.52**	-		-		557.69	73.04%
Janitorial equipment	4712	**1,293.36**	-		-		436.23	33.73%
Cleaning and janitorial supplies	4713	**11,969.71**	0.03	0.00%	-		-	
Services industry equipment		**23,093.57**	**1.08**	**0.00%**	**-**		**626.80**	**2.71%**
Unspecified at family level		**3.75**	-		-		-	
Institutional food services equipme	4810	**23,071.12**	1.08	0.00%	-		626.80	2.72%
Vending machines	4811	**5.79**	-		-		-	
Funeral equipment and materials	4813	**12.91**	-		-		-	
Sports and recreational equipment		**66,276.90**	**-**		**-**		**26,894.01**	**40.58%**
Unspecified at family level		**93.54**	-		-		-	
Collectibles and awards	4910	**5,211.96**	-		-		-	
Camping and outdoor equipment and a	4912	**58,078.14**	-		-		26,016.26	44.80%
Fishing and hunting equipment	4913	**145.26**	-		-		-	
Field and court sports equipment	4916	**452.81**	-		-		-	
Gymnastics and boxing equipment	4917	**70.66**	-		-		-	
Target and table games and equipmen	4918	**91.06**	-		-		-	
Fitness equipment	4920	**962.12**	-		-		-	
Other sports	4921	**88.46**	-		-		-	
Sports equipment and accessories	4922	**1,065.40**	-		-		877.74	82.39%
Recreation and playground and swimm	4924	**17.49**	-		-		-	
Food and beverage products		**1,893,768.83**	**-**		**-**		**6,716.76**	**0.35%**
Unspecified at family level		**4,304.60**	-		-		-	
Nuts and seeds	5010	**670.59**	-		-		-	
Meat and poultry products	5011	**2,810.40**	-		-		17.18	0.61%
Seafood	5012	**4,941.36**	-		-		-	
Dairy products and eggs	5013	**36,397.59**	-		-		5.09	0.01%
Edible oils and fats	5015	**178,857.76**	-		-		135.98	0.08%
Chocolate and sugars and sweeteners	5016	**38,589.77**	-		-		57.46	0.15%
Seasonings and preservatives	5017	**3,802.14**	-		-		11.35	0.30%
Bread and bakery products	5018	**6,220.40**	-		-		172.41	2.77%
Prepared and preserved foods	5019	**410,790.67**	-		-		5,451.99	1.33%
Beverages	5020	**2,505.14**	-		-		33.55	1.34%
Tobacco and smoking products and su	5021	**2.32**	-		-		-	

Spend at family level (Thousand USD)	Family	Total	UNFCCC	%	UNFPA	%	UNHCR	%
Cereal and pulse products	5022	**640,320.69**	-		-		791.35	0.12%
Fresh fruits	5030	**140.65**	-		-		-	
Organic fresh fruits	5031	**22.29**	-		-		-	
Dried fruit	5032	**614.74**	-		-		-	
Frozen fruit	5034	**4.43**	-		-		-	
Canned or jarred organic fruit	5037	**8.08**	-		-		-	
Fresh fruit purees	5038	**3.95**	-		-		-	
Fresh vegetables	5040	**242,104.62**	-		-		40.39	0.02%
Dried vegetables	5042	**11,388.86**	-		-		-	
Canned or jarred vegetables	5046	**1,553.91**	-		-		-	
Nutritional supplements	5050	**307,713.87**	-		-		-	
Pharmaceuticals, contraceptives, vaccines		**2,641,368.85**	**-**		**127,035.02**	**4.81%**	**25,643.92**	**0.97%**
Unspecified at family level		**1,586,924.47**	-		-		-	
Amebicides and trichomonacides and	5110	**137,796.03**	-		26.11	0.02%	25,323.49	18.38%
Antiarrythmics and antianginals and	5112	**741.70**	-		292.50	39.44%	-	
Hematolic drugs	5113	**5,303.12**	-		-		-	
Central nervous system drugs	5114	**1,163.92**	-		-		251.23	21.59%
Autonomic nervous system drugs	5115	**145.31**	-		-		-	
Drugs affecting the respiratory tra	5116	**3,864.91**	-		-		-	
Drugs affecting the gastrointestina	5117	**395.94**	-		-		-	
Hormones and hormone antagonists	5118	**120,553.14**	-		2,472.44	2.05%	-	
Agents affecting water and electrol	5119	**3,543.99**	-		269.67	7.61%	-	
Immunomodulating drugs	5120	**601,757.54**	-		-		69.20	0.01%
Drugs affecting the ears, eye, nose	5124	**404.77**	-		-		-	
Anaesthetic drugs and related adjun	5127	**17.62**	-		13.60	77.16%	-	
Antibacterials	5128	**6,893.71**	-		561.16	8.14%	-	
Antifungal drugs	5130	**833.90**	-		57.34	6.88%	-	
Antihistamines or H1 blockers	5131	**2.02**	-		-		-	
Antipsychotics	5133	**19.86**	-		-		-	
Antiviral drugs	5134	**46,048.43**	-		-		-	
Estrogens and progestins and intern	5135	**121,182.54**	-		120,162.06	99.16%	-	
Controlled substance analgesics	5137	**37.60**	-		37.60	100.00%	-	
Nonsteroidal anti inflammatory drug	5138	**1.34**	-		-		-	
Vasodilators	5141	**2.70**	-		-		-	
Corticosteroids	5142	**27.57**	-		-		-	
Antihypertensive drugs	5143	**3,407.18**	-		3,077.12	90.31%	-	
Radiopharmaceuticals and contrast m	5144	**95.27**	-		-		-	
Anthelmintics	5145	**138.70**	-		-		-	
Antiseptics	5147	**65.57**	-		65.43	99.79%	-	
Domestic appliances and electronics		**128,602.34**	**28.31**	**0.02%**	**-**		**56,665.45**	**44.06%**
Unspecified at family level		**4,331.40**	-		-		-	
Floor coverings	5210	**198.29**	-		-		16.87	8.51%
Bedclothes and table and kitchen li	5212	**50,057.83**	-		-		41,325.31	82.56%
Window treatments	5213	**868.75**	-		-		6.76	0.78%
Domestic appliances	5214	**43,011.17**	-		-		150.01	0.35%
Domestic kitchenware and kitchen su	5215	**17,560.24**	-		-		15,166.50	86.37%
Consumer electronics	5216	**12,574.67**	28.31	0.23%	-		-	
Apparel, luggage and personal care		**126,776.03**	**4.05**	**0.00%**	**14,433.79**	**11.39%**	**49,018.84**	**38.67%**
Unspecified at family level		**35,716.66**	-		163.43	0.46%	-	
Clothing	5310	**42,184.49**	0.04	0.00%	-		29,031.00	68.82%
Footwear	5311	**5,824.96**	-		-		2,411.92	41.41%
Luggage and handbags and packs and	5312	**307.96**	2.42	0.79%	-		15.64	5.08%
Personal care products	5313	**42,724.69**	1.59	0.00%	14,270.37	33.40%	17,560.28	41.10%
Sewing supplies and accessories	5314	**17.26**	-		-		-	
Timepieces, jewelry and gemstones		**47.40**	**-**		**-**		**10.36**	**21.86%**
Unspecified at family level		**31.93**	-		-		-	
Timepieces	5411	**15.47**	-		-		10.36	66.98%
Published products		**81,058.05**	**19.10**	**0.02%**	**557.23**	**0.69%**	**6,090.35**	**7.51%**
Unspecified at family level		**49,393.86**	-		-		-	
Printed media	5510	**24,835.41**	0.84	0.00%	557.23	2.24%	2,953.55	11.89%
Electronic reference material	5511	**1,042.34**	-		-		-	
Signage and accessories	5512	**5,786.43**	18.26	0.32%	-		3,136.79	54.21%
Furniture		**64,564.13**	**51.61**	**0.08%**	**1,176.69**	**1.82%**	**12,830.22**	**19.87%**
Unspecified at family level		**2,838.80**	2.24	0.08%	-		-	
Accommodation furniture	5610	**50,028.85**	6.12	0.01%	1,176.69	2.35%	10,428.62	20.85%
Commercial and industrial furniture	5611	**8,232.71**	15.38	0.19%	-		-	
Classroom and instructional and ins	5612	**3,038.85**	-		-		2,401.60	79.03%
Merchandising furniture and accesso	5613	**240.44**	27.86	11.59%	-		-	
Decorative adornments	5614	**184.48**	-		-		-	
Musical instruments and arts and crafts		**90,178.21**	**1.17**	**0.00%**	**-**		**3,877.61**	**4.30%**
Unspecified at family level		**78,654.73**	1.17	0.00%	-		-	
Developmental and professional teac	6010	**10,604.07**	-		-		3,846.57	36.27%
Classroom decoratives and supplies	6011	**309.64**	-		-		-	
Arts and crafts equipment and acces	6012	**228.60**	-		-		30.87	13.50%
Musical Instruments and parts and a	6013	**376.42**	-		-		-	
Toys and games	6014	**4.74**	-		-		0.18	3.79%
Financial instruments products		**250.22**	**-**		**-**		**-**	
Unspecified at family level		**0.01**	-		-		-	
Securities	6411	**4.39**	-		-		-	
Insurable interest contracts	6412	**16.29**	-		-		-	
General agreements and contracts	6413	**229.53**	-		-		-	
Farming, fishing, forestry services		**33,059.42**	**-**		**-**		**-**	
Unspecified at family level		**67.58**	-		-		-	

Spend at family level (Thousand USD)	Family	Total	UNFCCC	%	UNFPA	%	UNHCR	%
Fisheries and aquaculture	7010	**1,133.36**	-		-		-	
Horticulture	7011	**7,044.89**	-		-		-	
Livestock services	7012	**1,894.40**	-		-		-	
Land and soil preparation and manag	7013	**422.14**	-		-		-	
Crop production and management and	7014	**1,691.51**	-		-		-	
Forestry	7015	**2,684.91**	-		-		-	
Wildlife and flora	7016	**527.88**	-		-		-	
Water resources development and ove	7017	**17,592.73**	-		-		-	
Mining, oil and gas services		**1,190.56**	**-**		**-**		**-**	
Mining services	7110	**10.98**	-		-		-	
Oil and gas exploration services	7111	**6.38**	-		-		-	
Well drilling and construction serv	7112	**423.03**	-		-		-	
Oil and gas data management and pro	7115	**739.72**	-		-		-	
Oil and gas well project management	7116	**10.44**	-		-		-	
Building and maintenance services		**1,302,987.43**	**1,807.93**	**0.14%**	**3,641.63**	**0.28%**	**72,415.36**	**5.56%**
Unspecified at family level		**248,129.38**	-		946.13	0.38%	-	
Building and facility maintenance a	7210	**572,229.82**	1,663.03	0.29%	1,293.86	0.23%	72,415.36	12.65%
Residential building construction s	7211	**24,637.86**	-		-		-	
Nonresidential building constructio	7212	**229,589.33**	41.49	0.02%	89.91	0.04%	-	
Heavy construction services	7214	**71,326.56**	-		1,311.74	1.84%	-	
Specialized trade construction and	7215	**157,074.48**	103.40	0.07%	-		-	
Industrial manufacturing services		**73,032.43**	**33.85**	**0.05%**	**6,804.37**	**9.32%**	**-**	
Unspecified at family level		**170.52**	-		-		-	
Plastic and chemical industries	7310	**820.95**	-		-		-	
Wood and paper industries	7311	**112.18**	-		-		-	
Metal and mineral industries	7312	**21.25**	-		-		-	
Food and beverage industries	7313	**481.24**	-		-		-	
Fibers and textiles and fabric indu	7314	**169.66**	-		-		-	
Manufacturing support services	7315	**28,875.72**	33.85	0.12%	6,804.37	23.56%	-	
Machinery and transport equipment m	7316	**62.26**	-		-		-	
Manufacture of electrical goods and	7317	**29.00**	-		-		-	
Machining and processing services	7318	**42,289.65**	-		-		-	
Industrial cleaning services		**93,509.67**	**18.39**	**0.02%**	**929.34**	**0.99%**	**-**	
Unspecified at family level		**656.28**	-		-		-	
Decontamination services	7610	**1,162.38**	-		-		-	
Cleaning and janitorial services	7611	**74,584.72**	18.39	0.02%	929.34	1.25%	-	
Refuse disposal and treatment	7612	**13,375.67**	-		-		-	
Toxic and hazardous waste cleanup	7613	**3,730.63**	-		-		-	
Environmental services		**93,142.64**	**-**		**-**		**-**	
Unspecified at family level		**585.98**	-		-		-	
Environmental management	7710	**71,821.56**	-		-		-	
Environmental protection	7711	**11,264.91**	-		-		-	
Pollution tracking and monitoring a	7712	**7,946.40**	-		-		-	
Pollutants tracking and monitoring	7713	**1,523.79**	-		-		-	
Transportation, storage, mail services		**2,323,126.23**	**1,265.22**	**0.05%**	**30,719.06**	**1.32%**	**106,074.81**	**4.57%**
Unspecified at family level		**159,440.80**	-		-		-	
Mail and cargo transport	7810	**1,065,640.63**	59.78	0.01%	348.67	0.03%	82,719.03	7.76%
Passenger transport	7811	**644,232.06**	1,190.23	0.18%	12,599.51	1.96%	-	
Material packing and handling	7812	**28,509.73**	-		708.29	2.48%	-	
Storage	7813	**63,027.93**	-		730.68	1.16%	16,482.41	26.15%
Transport services	7814	**328,243.09**	14.16	0.00%	15,129.20	4.61%	6,873.37	2.09%
Transportation repair or maintenanc	7818	**34,031.99**	1.05	0.00%	1,202.70	3.53%	-	
Management and admin services		**1,809,281.45**	**9,105.81**	**0.50%**	**29,951.63**	**1.66%**	**368,900.77**	**20.39%**
Unspecified at family level		**208,588.42**	128.44	0.06%	-		-	
Management advisory services	8010	**307,937.35**	204.59	0.07%	3,025.16	0.98%	-	
Human resources services	8011	**126,426.13**	1.12	0.00%	-		-	
Legal services	8012	**9,301.45**	0.07	0.00%	32.36	0.35%	-	
Real estate services	8013	**370,614.29**	8,384.22	2.26%	11,149.58	3.01%	-	
Marketing and distribution	8014	**90,915.85**	-		-		62,776.43	69.05%
Trade policy and services	8015	**4,673.95**	-		-		-	
Business administration services	8016	**682,227.22**	387.38	0.06%	14,648.96	2.15%	306,124.34	44.87%
Public relations and professional c	8017	**8,596.80**	-		1,095.56	12.74%	-	
Engineering and research services		**1,279,417.52**	**6,261.42**	**0.49%**	**1,524.64**	**0.12%**	**55,412.97**	**4.33%**
Unspecified at family level		**170,466.91**	-		-		-	
Professional engineering services	8110	**376,795.77**	-		-		4,235.22	1.12%
Computer services	8111	**455,102.41**	5,802.60	1.28%	704.06	0.15%	32,612.03	7.17%
Economics	8112	**5,134.64**	-		-		-	
Statistics	8113	**15,079.89**	1.01	0.01%	-		-	
Manufacturing technologies	8114	**80,829.43**	-		820.58	1.02%	820.47	1.02%
Earth science services	8115	**6,522.04**	0.45	0.01%	-		-	
Information Technology Service Deli	8116	**169,331.15**	457.36	0.27%	-		17,745.25	10.48%
Biological science services	8117	**155.29**	-		-		-	
Editorial, design, graphic services		**281,753.99**	**355.81**	**0.13%**	**489.81**	**0.17%**	**10,128.47**	**3.59%**
Unspecified at family level		**51,986.33**	13.92	0.03%	-		-	
Advertising	8210	**11,871.33**	10.69	0.09%	-		-	
Writing and translations	8211	**130,705.23**	210.80	0.16%	489.81	0.37%	6,008.94	4.60%
Reproduction services	8212	**60,784.02**	-		-		590.11	0.97%
Photographic services	8213	**6,948.54**	54.49	0.78%	-		-	
Graphic design	8214	**18,839.53**	65.92	0.35%	-		3,529.42	18.73%
Professional artists and performers	8215	**600.14**	-		-		-	
Film and theater production support	8216	**18.88**	-		-		-	
Public sector related services		**182,009.85**	**584.40**	**0.32%**	**5,772.14**	**3.17%**	**12,354.91**	**6.79%**
Unspecified at family level		**111.01**	-		-		-	
Utilities	8310	**107,977.33**	30.85	0.03%	3,922.24	3.63%	12,354.91	11.44%
Telecommunications media services	8311	**46,066.71**	521.42	1.13%	1,849.90	4.02%	-	

Spend at family level (Thousand USD)	Family	Total	UNFCCC	%	UNFPA	%	UNHCR	%
Information services	**8312**	**27,854.80**	**32.12**	**0.12%**	**-**		**-**	
Financial and insurance services		**438,376.64**	1,758.70	0.40%	2,315.43	0.53%	51,312.11	11.71%
Unspecified at family level		**237,173.36**	1,585.65	0.67%	-		-	
Development finance	8410	**63,291.74**	-		-		47,526.86	75.09%
Accounting and bookkeeping services	8411	**50,280.58**	0.18	0.00%	2,108.62	4.19%	-	
Banking and investment	8412	**28,044.26**	169.80	0.61%	-		-	
Insurance and retirement services	8413	**58,872.59**	3.07	0.01%	206.81	0.35%	3,785.26	6.43%
Credit agencies	8414	**714.12**	-		-		-	
Healthcare services		**347,667.61**	**17.52**	**0.01%**	**-**		**3,424.27**	**0.98%**
Unspecified at family level		**12,859.12**	-		-		-	
Comprehensive health services	8510	**278,860.49**	-		-		3,424.27	1.23%
Disease prevention and control	8511	**22,014.91**	-		-		-	
Medical practice	8512	**26,575.38**	17.52	0.07%	-		-	
Medical science research and experi	8513	**374.54**	-		-		-	
Food and nutrition services	8515	**4,927.25**	-		-		-	
Medical Surgical Equipment Maintena	8516	**84.86**	-		-		-	
Death and dying support services	8517	**1,894.58**	-		-		-	
Diagnoses of infectious and parasit	8521	**76.12**	-		-		-	
Diagnoses of diseases of the muscul	8537	**0.34**	-		-		-	
Education and training services		**221,693.51**	**431.44**	**0.19%**	**5,403.97**	**2.44%**	**6,260.69**	**2.82%**
Unspecified at family level		**15,008.41**	-		-		-	
Vocational training	8610	**141,685.45**	384.52	0.27%	524.95	0.37%	-	
Alternative educational systems	8611	**3,646.70**	46.92	1.29%	-		-	
Educational institutions	8612	**839.32**	-		-		-	
Specialized educational services	8613	**48,348.15**	-		4,879.02	10.09%	6,260.69	12.95%
Educational facilities	8614	**12,165.49**	-		-		-	
Travel, food and lodging		**558,978.93**	**1,366.06**	**0.24%**	**31,394.13**	**5.62%**	**598.77**	**0.11%**
Unspecified at family level		**79,665.25**	173.62	0.22%	24,209.00	30.39%	-	
Restaurants and catering	9010	**63,503.07**	297.31	0.47%	2,244.70	3.53%	-	
Hotels and lodging and meeting faci	9011	**209,099.16**	835.94	0.40%	4,937.75	2.36%	-	
Travel facilitation	9012	**205,244.42**	59.18	0.03%	2.68	0.00%	598.77	0.29%
Performing arts	9013	**12.49**	-		-		-	
Commercial sports	9014	**154.13**	-		-		-	
Entertainment services	9015	**1,300.41**	-		-		-	
Personal and domestic services		**2,234.32**	**-**		**-**		**-**	
Unspecified at family level		**18.40**	-		-		-	
Personal appearance	9110	**21.83**	-		-		-	
Domestic and personal assistance	9111	**2,194.09**	-		-		-	
Public order and security services		**321,233.13**	**453.81**	**0.14%**	**1,635.83**	**0.51%**	**40,329.62**	**12.55%**
Unspecified at family level		**35,576.53**	-		-		-	
Public order and safety	9210	**10,651.12**	-		-		-	
Military services and national defe	9211	**110,964.67**	-		-		-	
Security and personal safety	9212	**164,040.81**	453.81	0.28%	1,635.83	1.00%	40,329.62	24.59%
Politics and civic affairs services		**304,187.52**	**-**		**38.34**	**0.01%**	**79,300.77**	**26.07%**
Unspecified at family level		**1,073.85**	-		-		-	
Political systems and institutions	9310	**657.01**	-		-		-	
Socio political conditions	9311	**0.15**	-		-		-	
International relations	9312	**61,148.50**	-		-		-	
Humanitarian aid and relief	9313	**130,984.79**	-		-		79,300.77	60.54%
Community and social services	9314	**64,793.18**	-		38.34	0.06%	-	
Public administration and finance s	9315	**41,029.66**	-		-		-	
Taxation	9316	**1,015.60**	-		-		-	
Trade policy and regulation	9317	**3,484.80**	-		-		-	
Organizations and clubs		**23,695.20**	**-**		**6,942.17**	**29.30%**	**-**	
Unspecified at family level		**146.61**	-		-		-	
Work related organizations	9410	**6,986.59**	-		6,942.17	99.36%	-	
Civic organizations and association	9413	**16,562.00**	-		-		-	
Land, building and structures		**125,368.83**	**-**		**-**		**-**	
Land parcels	9510	**20.44**	-		-		-	
Permanent buildings and structures	9512	**22,142.25**	-		-		-	
Portable buildings and structures	9513	**35,107.01**	-		-		-	
Prefabricated buildings and structu	9514	**68,099.12**	-		-		-	

Spend at family level (Thousand USD)	Family	Total	UNICEF	%	UNIDO	%	UNOG	%
Live plant and animal material		**83,338.40**	**-**		**12.04**	**0.01%**	**76.59**	**0.09%**
Unspecified at family level		**2,411.93**	-		-		76.59	3.18%
Live animals	1010	**11,198.91**	-		10.67	0.10%	-	
Animal feed	1012	**11,956.56**	-		-		-	
Animal containment and habitats	1013	**1,409.97**	-		-		-	
Seeds and bulbs and seedlings and c	1015	**34,917.94**	-		-		-	
Floriculture and silviculture produ	1016	**3,384.48**	-		-		-	
Fertilizers and plant nutrients and	1017	**14,573.02**	-		1.37	0.01%	-	
Pest control products	1019	**3,467.31**	-		-		-	
Live plants of high species or vari	1021	**12.19**	-		-		-	
Live plants of low species or varie	1022	**3.14**	-		-		-	
Fresh cut floral bouquets	1034	**2.94**	-		-		-	
Mineral and textile materials		**13,468.08**	**-**		**43.98**	**0.33%**	**4.30**	**0.03%**
Unspecified at family level		**-3.76**	-		-		-	
Minerals and ores and metals	1110	**421.79**	-		-		-	
Earth and stone	1111	**7,940.63**	-		-		-	
Non edible plant and forestry produ	1112	**4,352.47**	-		5.59	0.13%	0.98	0.02%
Non edible animal products	1113	**22.41**	-		-		-	
Scrap and waste materials	1114	**6.02**	-		5.72	95.01%	-	
Fibers and threads and yarns	1115	**256.52**	-		0.42	0.16%	-	
Fabrics and leather materials	1116	**469.63**	-		31.01	6.60%	3.32	0.71%
Alloys	1117	**1.14**	-		-		-	
Metal waste scrap and by products	1119	**1.24**	-		1.24	100.00%	-	
Chemicals		**8,360.18**	**-**		**19.35**	**0.23%**	**4.59**	**0.05%**
Unspecified at family level		**479.19**	-		-		1.46	0.30%
Explosive materials	1213	**424.53**	-		-		-	
Elements and gases	1214	**6,156.38**	-		-		0.16	0.00%
Additives	1216	**842.03**	-		9.89	1.17%	-	
Colorants	1217	**36.25**	-		0.43	1.17%	2.97	8.20%
Waxes and oils	1218	**376.04**	-		-		-	
Solvents	1219	**3.03**	-		-		-	
Compounds and mixtures	1235	**42.72**	-		9.04	21.17%	-	
Resin, rubber, elastomeric material		**294.08**	**-**		**61.45**	**20.89%**	**-**	
Unspecified at family level		**30.32**	-		-		-	
Rubber and elastomers	1310	**29.34**	-		28.94	98.62%	-	
Resins and rosins and other resin d	1311	**234.42**	-		32.51	13.87%	-	
Paper materials and products		**12,529.34**	**-**		**27.56**	**0.22%**	**389.84**	**3.11%**
Unspecified at family level		**1,403.60**	-		-		-	
Paper materials	1410	**333.08**	-		3.37	1.01%	-	
Paper products	1411	**10,028.14**	-		24.19	0.24%	103.60	1.03%
Industrial use papers	1412	**764.52**	-		-		286.25	37.44%
Fuels and lubricants etc.		**611,690.77**	**8,622.95**	**1.41%**	**71.51**	**0.01%**	**192.97**	**0.03%**
Unspecified at family level		**10,046.90**	8,622.95	85.83%	-		-	
Fuels	1510	**598,349.29**	-		71.51	0.01%	190.74	0.03%
Gaseous fuels and additives	1511	**276.68**	-		-		0.35	0.12%
Lubricants and oils and greases and	1512	**3,017.89**	-		-		1.88	0.06%
Mining and well drilling equipment		**6,025.39**	**-**		**1,370.11**	**22.74%**	**-**	
Mining and quarrying machinery and	2010	**2,050.05**	-		10.75	0.52%	-	
Well drilling and operation equipme	2011	**1,535.96**	-		-		-	
Oil and gas drilling and exploratio	2012	**2,342.99**	-		1,262.97	53.90%	-	
Oil and gas operating and productio	2014	**96.39**	-		96.39	100.00%	-	
Farming, fishing equipment		**40,332.85**	**-**		**2,142.01**	**5.31%**	**7.42**	**0.02%**
Unspecified at family level		**63.34**	-		-		-	
Agricultural and forestry and lands	2110	**32,545.54**	-		2,049.91	6.30%	7.42	0.02%
Fishing and aquaculture equipment	2111	**7,723.98**	-		92.10	1.19%	-	
Building and construction machinery		**11,779.89**	**-**		**2,045.20**	**17.36%**	**-**	
Unspecified at family level		**5,123.70**	-		-		-	
Heavy construction machinery and eq	2210	**6,656.19**	-		2,045.20	30.73%	-	
Industrial manufacturing machinery		**13,603.04**	**-**		**3,807.26**	**27.99%**	**6.43**	**0.05%**
Unspecified at family level		**398.39**	-		-		-	
Raw materials processing machinery	2310	**1,815.26**	-		50.76	2.80%	-	
Petroleum processing machinery	2311	**30.00**	-		30.00	100.00%	-	
Textile and fabric machinery and ac	2312	**1,556.87**	-		186.94	12.01%	0.69	0.04%
Lapidary machinery and equipment	2313	**31.11**	-		27.24	87.56%	-	
Leatherworking repairing machinery	2314	**535.51**	-		299.46	55.92%	-	
Industrial process machinery and eq	2315	**2,924.64**	-		1,601.89	54.77%	5.74	0.20%
Foundry machines and equipment and	2316	**5.80**	-		5.80	100.00%	-	
Industrial food and beverage equipm	2318	**1,171.89**	-		48.43	4.13%	-	
Mixers and their parts and accessor	2319	**7.47**	-		-		-	
Mass transfer equipment	2320	**160.53**	-		121.77	75.86%	-	
Electronic manufacturing machinery	2321	**62.31**	-		61.42	98.57%	-	
Chicken processing machinery and eq	2322	**1.93**	-		1.93	100.00%	-	
Sawmilling and lumber processing ma	2323	**40.89**	-		7.10	17.36%	-	
Metal cutting machinery and accesso	2324	**2,219.81**	-		1,302.45	58.67%	-	
Metal forming machinery and accesso	2325	**449.49**	-		23.45	5.22%	-	
Rapid prototyping machinery and acc	2326	**22.20**	-		-		-	
Welding and soldering and brazing m	2327	**155.83**	-		5.24	3.36%	-	
Metal treatment machinery	2328	**41.12**	-		27.74	67.46%	-	
Industrial machine tools	2329	**1,943.67**	-		5.64	0.29%	-	
Wire machinery and equipment	2330	**28.33**	-		-		-	
Material handling machinery		**84,770.84**	**-**		**1,177.86**	**1.39%**	**35.96**	**0.04%**
Unspecified at family level		**11,920.30**	-		1.12	0.01%	-	
Material handling machinery and equ	2410	**11,662.01**	-		646.22	5.54%	29.48	0.25%
Containers and storage	2411	**40,875.67**	-		69.63	0.17%	2.86	0.01%
Packaging materials	2412	**3,245.71**	-		27.87	0.86%	-	

Spend at family level (Thousand USD)	Family	Total	UNICEF	%	UNIDO	%	UNOG	%
Industrial refrigeration	2413	**6,185.05**	-		428.16	6.92%	2.14	0.03%
Packing supplies	2414	**10,882.10**	-		4.85	0.04%	1.48	0.01%
Motor vehicles and parts		**443,128.27**	**20,200.71**	**4.56%**	**1,117.43**	**0.25%**	**3,298.52**	**0.74%**
Unspecified at family level		**20,278.15**	20,200.71	99.62%	-		-	
Motor vehicles	2510	**359,951.08**	-		916.08	0.25%	3,125.16	0.87%
Marine transport	2511	**5,392.06**	-		-		-	
Railway and tramway machinery and e	2512	**61.21**	-		-		-	
Aircraft	2513	**614.53**	-		-		-	
Spacecraft	2515	**0.07**	-		0.07	100.00%	-	
Non motorized cycles	2516	**1,160.93**	-		-		8.75	0.75%
Transportation components and syste	2517	**40,117.95**	-		22.24	0.06%	164.14	0.41%
Vehicle bodies and trailers	2518	**3,957.32**	-		-		-	
Transportation services equipment	2519	**11,579.14**	-		163.21	1.41%	0.46	0.00%
Aerospace systems and components an	2520	**15.83**	-		15.83	100.00%	-	
Power generation machinery		**106,646.24**	**-**		**4,849.31**	**4.55%**	**242.95**	**0.23%**
Unspecified at family level		**2.06**	-		-		-	
Power sources	2610	**9,441.25**	-		25.07	0.27%	37.67	0.40%
Batteries and generators and kineti	2611	**67,174.57**	-		89.93	0.13%	120.68	0.18%
Electrical wire and cable and harne	2612	**6,613.93**	-		1.14	0.02%	84.60	1.28%
Power generation	2613	**17,909.39**	-		4,733.16	26.43%	-	
Atomic and nuclear energy machinery	2614	**5,505.05**	-		-		-	
Tools and general machinery		**133,979.47**	**111,735.62**	**83.40%**	**239.61**	**0.18%**	**61.73**	**0.05%**
Unspecified at family level		**111,770.66**	111,735.62	99.97%	-		-	
Hand tools	2711	**21,295.71**	-		140.99	0.66%	61.73	0.29%
Hydraulic machinery and equipment	2712	**548.69**	-		34.25	6.24%	-	
Pneumatic machinery and equipment	2713	**129.78**	-		37.65	29.01%	-	
Automotive specialty tools	2714	**234.63**	-		26.73	11.39%	-	
Structures, construction components		**155,715.89**	**25,785.90**	**16.56%**	**648.56**	**0.42%**	**78.17**	**0.05%**
Unspecified at family level		**78,988.75**	25,785.90	32.65%	-		-	
Structural components and basic sha	3010	**6,617.42**	-		5.23	0.08%	2.42	0.04%
Concrete and cement and plaster	3011	**5,976.89**	-		-		-	
Roads and landscape	3012	**5,802.32**	-		-		-	
Structural building products	3013	**11,782.85**	-		-		-	
Insulation	3014	**511.96**	-		-		-	
Exterior finishing materials	3015	**12,741.36**	-		422.04	3.31%	-	
Interior finishing materials	3016	**2,624.15**	-		31.24	1.19%	10.26	0.39%
Doors and windows and glass	3017	**2,867.12**	-		1.10	0.04%	0.73	0.03%
Plumbing fixtures	3018	**1,313.31**	-		-		63.28	4.82%
Construction and maintenance suppor	3019	**1,527.65**	-		179.45	11.75%	1.46	0.10%
Portable Structure Building Compone	3024	**405.37**	-		-		-	
Structural materials	3026	**24,556.73**	-		9.50	0.04%	-	
Manufacturing components		**8,425.01**	**-**		**33.76**	**0.40%**	**25.44**	**0.30%**
Unspecified at family level		**12.04**	-		-		-	
Moldings	3114	**11.79**	-		11.79	100.00%	-	
Rope and chain and cable and wire a	3115	**1,297.23**	-		-		-	
Hardware	3116	**1,003.54**	-		-		15.70	1.56%
Bearings and bushings and wheels an	3117	**58.32**	-		-		-	
Grinding and polishing and smoothin	3119	**11.55**	-		1.47	12.72%	0.36	3.08%
Adhesives and sealants	3120	**364.39**	-		0.90	0.25%	2.82	0.78%
Paints and primers and finishes	3121	**903.95**	-		13.67	1.51%	0.79	0.09%
Industrial optics	3124	**8.24**	-		-		-	
Pneumatic and hydraulic and electri	3125	**2,556.54**	-		-		4.20	0.16%
Housings and cabinets and casings	3126	**109.56**	-		5.92	5.41%	-	
Fabricated pipe assemblies	3131	**2,071.47**	-		-		-	
Gaskets	3140	**12.50**	-		-		1.56	12.51%
Seals	3141	**3.90**	-		-		-	
Electronic components		**723.38**	**-**		**36.58**	**5.06%**	**27.76**	**3.84%**
Unspecified at family level		**86.19**	-		-		11.77	13.66%
Printed circuits and integrated cir	3210	**116.01**	-		7.40	6.38%	-	
Passive discrete components	3212	**61.52**	-		-		-	
Electronic hardware and component p	3213	**306.28**	-		-		0.15	0.05%
Automation control devices and comp	3215	**153.38**	-		29.18	19.03%	15.85	10.33%
Electrical systems components		**62,510.46**	**-**		**29.12**	**0.05%**	**110.36**	**0.18%**
Unspecified at family level		**51.30**	-		-		0.65	1.26%
Lamps and lightbulbs and lamp compo	3910	**28,891.68**	-		2.25	0.01%	57.46	0.20%
Lighting Fixtures and Accessories	3911	**8,911.38**	-		19.26	0.22%	3.34	0.04%
Electrical equipment and components	3912	**21,770.09**	-		6.54	0.03%	48.43	0.22%
Electrical wire management devices	3913	**2,886.01**	-		1.07	0.04%	0.48	0.02%
Distribution equipment		**39,384.95**	**-**		**616.24**	**1.56%**	**133.89**	**0.34%**
Heating and ventilation and air cir	4010	**23,440.28**	-		359.50	1.53%	55.57	0.24%
Fluid and gas distribution	4014	**428.87**	-		81.48	19.00%	-	
Industrial pumps and compressors	4015	**10,833.96**	-		168.32	1.55%	67.94	0.63%
Industrial filtering and purificati	4016	**1,263.17**	-		4.32	0.34%	1.94	0.15%
Pipe piping and pipe fittings	4017	**3,401.40**	-		2.61	0.08%	8.44	0.25%
Tubes tubing and tube fittings	4018	**17.26**	-		-		-	
Laboratory and testing equipment		**230,451.73**	**5,893.36**	**2.56%**	**9,185.15**	**3.99%**	**195.85**	**0.08%**
Unspecified at family level		**5,893.36**	5,893.36	100.00%	-		-	
Laboratory and scientific equipment	4110	**144,731.13**	-		3,151.75	2.18%	88.18	0.06%
Measuring and observing and testing	4111	**56,815.97**	-		5,656.80	9.96%	107.51	0.19%
Laboratory supplies and fixtures	4112	**23,011.28**	-		376.60	1.64%	0.17	0.00%
Medical equipment		**735,687.00**	**451,101.25**	**61.32%**	**-**		**166.48**	**0.02%**
Unspecified at family level		**263,973.36**	231,030.96	87.52%	-		3.61	0.00%
Veterinary equipment and supplies	4212	**6,334.51**	-		-		-	
Medical apparel and textiles	4213	**475.62**	-		-		-	
Patient care and treatment products	4214	**65,178.11**	-		-		5.49	0.01%

Spend at family level (Thousand USD)	Family	Total	UNICEF	%	UNIDO	%	UNOG	%
Dental equipment and supplies	4215	**286.87**	-		-		-	
Dialysis equipment and supplies	4216	**1.50**	-		-		-	
Mobile medical services products	4217	**83,664.59**	-		-		140.76	0.17%
Patient exam and monitoring product	4218	**15,097.46**	-		-		2.84	0.02%
Medical facility products	4219	**41,223.20**	-		-		4.38	0.01%
Medical diagnostic imaging and nucl	4220	**12,703.78**	-		-		-	
Independent living aids for the phy	4221	**18,732.49**	-		-		-	
Intravenous and arterial administra	4222	**178.57**	-		-		-	
Clinical nutrition	4223	**220,443.85**	220,070.29	99.83%	-		-	
Orthopedic and prosthetic and sport	4224	**2,510.16**	-		-		-	
Physical and occupational therapy a	4225	**11.81**	-		-		-	
Postmortem and mortuary equipment a	4226	**0.60**	-		-		-	
Respiratory and anesthesia and resu	4227	**1,201.88**	-		-		-	
Medical cleaning and sterilization	4228	**760.77**	-		-		6.22	0.82%
Surgical products	4229	**928.70**	-		-		-	
Medical training and education supp	4230	**1,694.12**	-		-		3.19	0.19%
Wound care products	4231	**285.04**	-		-		-	
IT and communications equipment		**626,104.44**	**11,596.01**	**1.85%**	**3,269.59**	**0.52%**	**7,948.04**	**1.27%**
Unspecified at family level		**13,588.65**	11,596.01	85.34%	-		0.25	0.00%
Communications Devices and Accessor	4319	**24,518.50**	-		66.48	0.27%	286.30	1.17%
Components for information technolo	4320	**32,586.61**	-		16.53	0.05%	79.20	0.24%
Computer Equipment and Accessories	4321	**336,560.44**	-		2,142.02	0.64%	4,106.66	1.22%
Data Voice or Multimedia Network Eq	4322	**114,007.93**	-		109.90	0.10%	1,159.19	1.02%
Software	4323	**104,842.31**	-		934.67	0.89%	2,316.43	2.21%
Office equipment		**146,880.05**	**58,392.75**	**39.76%**	**228.70**	**0.16%**	**837.98**	**0.57%**
Unspecified at family level		**60,011.62**	58,392.75	97.30%	-		-	
Office machines and their supplies	4410	**42,535.12**	-		158.08	0.37%	660.14	1.55%
Office and desk accessories	4411	**5,818.01**	-		18.43	0.32%	2.52	0.04%
Office supplies	4412	**38,515.29**	-		52.19	0.14%	175.32	0.46%
Printing, photo and AV equipment		**29,630.86**	**-**		**299.58**	**1.01%**	**558.32**	**1.88%**
Unspecified at family level		**635.13**	-		-		-	
Printing and publishing equipment	4510	**3,727.99**	-		95.19	2.55%	2.67	0.07%
Audio and visual presentation and c	4511	**10,827.98**	-		83.92	0.78%	477.26	4.41%
Photographic or filming or video eq	4512	**13,975.49**	-		59.98	0.43%	78.38	0.56%
Photographic and recording media	4513	**259.79**	-		60.50	23.29%	-	
Photographic filmmaking supplies	4514	**204.48**	-		-		-	
Security and safety equipment		**46,505.33**	**-**		**57.43**	**0.12%**	**695.95**	**1.50%**
Unspecified at family level		**171.93**	-		-		-	
Light weapons and ammunition	4610	**9,664.44**	-		-		67.94	0.70%
Conventional war weapons	4611	**5.39**	-		-		-	
Rockets and subsystems	4613	**0.65**	-		-		-	
Law enforcement	4615	**9,413.55**	-		-		50.65	0.54%
Public safety and control	4616	**519.92**	-		-		10.28	1.98%
Security surveillance and detection	4617	**12,888.08**	-		1.39	0.01%	11.70	0.09%
Personal safety and protection	4618	**7,450.99**	-		56.04	0.75%	525.90	7.06%
Fire protection	4619	**2,017.19**	-		-		6.66	0.33%
Defense and law enforcement and sec	4620	**129.30**	-		-		22.82	17.65%
Workplace safety equipment and supp	4621	**1,311.23**	-		-		-	
Military weapon and ammunition disa	4622	**2,932.66**	-		-		-	
Cleaning equipment		**27,853.90**	**-**		**215.13**	**0.77%**	**32.18**	**0.12%**
Unspecified at family level		**158.34**	-		-		-	
Water and wastewater treatment supp	4710	**13,668.98**	-		50.41	0.37%	10.13	0.07%
Industrial laundry and dry cleaning	4711	**763.52**	-		117.94	15.45%	-	
Janitorial equipment	4712	**1,293.36**	-		37.46	2.90%	5.86	0.45%
Cleaning and janitorial supplies	4713	**11,969.71**	-		9.32	0.08%	16.19	0.14%
Services industry equipment		**23,093.57**	**-**		**51.05**	**0.22%**	**68.11**	**0.29%**
Unspecified at family level		**3.75**	-		-		-	
Institutional food services equipme	4810	**23,071.12**	-		51.05	0.22%	68.11	0.30%
Vending machines	4811	**5.79**	-		-		-	
Funeral equipment and materials	4813	**12.91**	-		-		-	
Sports and recreational equipment		**66,276.90**	**-**		**-**		**4.44**	**0.01%**
Unspecified at family level		**93.54**	-		-		-	
Collectibles and awards	4910	**5,211.96**	-		-		1.03	0.02%
Camping and outdoor equipment and a	4912	**58,078.14**	-		-		3.42	0.01%
Fishing and hunting equipment	4913	**145.26**	-		-		-	
Field and court sports equipment	4916	**452.81**	-		-		-	
Gymnastics and boxing equipment	4917	**70.66**	-		-		-	
Target and table games and equipmen	4918	**91.06**	-		-		-	
Fitness equipment	4920	**962.12**	-		-		-	
Other sports	4921	**88.46**	-		-		-	
Sports equipment and accessories	4922	**1,065.40**	-		-		-	
Recreation and playground and swimm	4924	**17.49**	-		-		-	
Food and beverage products		**1,893,768.83**	**-**		**113.50**	**0.01%**	**3.50**	**0.00%**
Unspecified at family level		**4,304.60**	-		-		-	
Nuts and seeds	5010	**670.59**	-		-		-	
Meat and poultry products	5011	**2,810.40**	-		0.83	0.03%	-	
Seafood	5012	**4,941.36**	-		-		-	
Dairy products and eggs	5013	**36,397.59**	-		-		-	
Edible oils and fats	5015	**178,857.76**	-		-		-	
Chocolate and sugars and sweeteners	5016	**38,589.77**	-		-		-	
Seasonings and preservatives	5017	**3,802.14**	-		-		-	
Bread and bakery products	5018	**6,220.40**	-		42.80	0.69%	-	
Prepared and preserved foods	5019	**410,790.67**	-		31.43	0.01%	3.21	0.00%
Beverages	5020	**2,505.14**	-		38.44	1.53%	0.28	0.01%
Tobacco and smoking products and su	5021	**2.32**	-		-		-	

Spend at family level (Thousand USD)	Family	Total	UNICEF	%	UNIDO	%	UNOG	%
Cereal and pulse products	5022	**640,320.69**	-		-		-	
Fresh fruits	5030	**140.65**	-		-		-	
Organic fresh fruits	5031	**22.29**	-		-		-	
Dried fruit	5032	**614.74**	-		-		-	
Frozen fruit	5034	**4.43**	-		-		-	
Canned or jarred organic fruit	5037	**8.08**	-		-		-	
Fresh fruit purees	5038	**3.95**	-		-		-	
Fresh vegetables	5040	**242,104.62**	-		-		-	
Dried vegetables	5042	**11,388.86**	-		-		-	
Canned or jarred vegetables	5046	**1,553.91**	-		-		-	
Nutritional supplements	5050	**307,713.87**	-		-		-	
Pharmaceuticals, contraceptives, vaccines		**2,641,368.85**	**1,481,560.50**	**56.09%**	**-**		**86.54**	**0.00%**
Unspecified at family level		**1,586,924.47**	1,481,560.50	93.36%	-		25.35	0.00%
Amebicides and trichomonacides and	5110	**137,796.03**	-		-		4.60	0.00%
Antiarrythmics and antianginals and	5112	**741.70**	-		-		-	
Hematolic drugs	5113	**5,303.12**	-		-		-	
Central nervous system drugs	5114	**1,163.92**	-		-		-	
Autonomic nervous system drugs	5115	**145.31**	-		-		-	
Drugs affecting the respiratory tra	5116	**3,864.91**	-		-		-	
Drugs affecting the gastrointestina	5117	**395.94**	-		-		-	
Hormones and hormone antagonists	5118	**120,553.14**	-		-		-	
Agents affecting water and electrol	5119	**3,543.99**	-		-		-	
Immunomodulating drugs	5120	**601,757.54**	-		-		56.59	0.01%
Drugs affecting the ears, eye, nose	5124	**404.77**	-		-		-	
Anaesthetic drugs and related adjun	5127	**17.62**	-		-		-	
Antibacterials	5128	**6,893.71**	-		-		-	
Antifungal drugs	5130	**833.90**	-		-		-	
Antihistamines or H1 blockers	5131	**2.02**	-		-		-	
Antipsychotics	5133	**19.86**	-		-		-	
Antiviral drugs	5134	**46,048.43**	-		-		-	
Estrogens and progestins and intern	5135	**121,182.54**	-		-		-	
Controlled substance analgesics	5137	**37.60**	-		-		-	
Nonsteroidal anti inflammatory drug	5138	**1.34**	-		-		-	
Vasodilators	5141	**2.70**	-		-		-	
Corticosteroids	5142	**27.57**	-		-		-	
Antihypertensive drugs	5143	**3,407.18**	-		-		-	
Radiopharmaceuticals and contrast m	5144	**95.27**	-		-		-	
Anthelmintics	5145	**138.70**	-		-		-	
Antiseptics	5147	**65.57**	-		-		-	
Domestic appliances and electronics		**128,602.34**	**-**		**-**		**316.53**	**0.25%**
Unspecified at family level		**4,331.40**	-		-		-	
Floor coverings	5210	**198.29**	-		-		-	
Bedclothes and table and kitchen li	5212	**50,057.83**	-		-		5.85	0.01%
Window treatments	5213	**868.75**	-		-		45.65	5.26%
Domestic appliances	5214	**43,011.17**	-		-		-	
Domestic kitchenware and kitchen su	5215	**17,560.24**	-		-		-	
Consumer electronics	5216	**12,574.67**	-		-		265.03	2.11%
Apparel, luggage and personal care		**126,776.03**	**35,384.70**	**27.91%**	**-**		**102.24**	**0.08%**
Unspecified at family level		**35,716.66**	35,384.70	99.07%	-		-	
Clothing	5310	**42,184.49**	-		-		101.75	0.24%
Footwear	5311	**5,824.96**	-		-		-	
Luggage and handbags and packs and	5312	**307.96**	-		-		0.41	0.13%
Personal care products	5313	**42,724.69**	-		-		0.08	0.00%
Sewing supplies and accessories	5314	**17.26**	-		-		-	
Timepieces, jewelry and gemstones		**47.40**	**-**		**-**		**-**	
Unspecified at family level		**31.93**	-		-		-	
Timepieces	5411	**15.47**	-		-		-	
Published products		**81,058.05**	**49,060.24**	**60.52%**	**176.40**	**0.22%**	**159.66**	**0.20%**
Unspecified at family level		**49,393.86**	49,060.24	99.32%	-		21.01	0.04%
Printed media	5510	**24,835.41**	-		75.22	0.30%	49.99	0.20%
Electronic reference material	5511	**1,042.34**	-		79.60	7.64%	13.04	1.25%
Signage and accessories	5512	**5,786.43**	-		21.57	0.37%	75.63	1.31%
Furniture		**64,564.13**	**-**		**553.20**	**0.86%**	**618.64**	**0.96%**
Unspecified at family level		**2,838.80**	-		-		14.20	0.50%
Accommodation furniture	5610	**50,028.85**	-		192.36	0.38%	34.74	0.07%
Commercial and industrial furniture	5611	**8,232.71**	-		187.49	2.28%	568.10	6.90%
Classroom and instructional and ins	5612	**3,038.85**	-		28.22	0.93%	-	
Merchandising furniture and accesso	5613	**240.44**	-		145.14	60.36%	1.59	0.66%
Decorative adornments	5614	**184.48**	-		-		-	
Musical instruments and arts and crafts		**90,178.21**	**78,638.77**	**87.20%**	**-**		**4.80**	**0.01%**
Unspecified at family level		**78,654.73**	78,638.77	99.98%	-		4.80	0.01%
Developmental and professional teac	6010	**10,604.07**	-		-		-	
Classroom decoratives and supplies	6011	**309.64**	-		-		-	
Arts and crafts equipment and acces	6012	**228.60**	-		-		-	
Musical Instruments and parts and a	6013	**376.42**	-		-		-	
Toys and games	6014	**4.74**	-		-		-	
Financial instruments products		**250.22**	**-**		**-**		**-**	
Unspecified at family level		**0.01**	-		-		-	
Securities	6411	**4.39**	-		-		-	
Insurable interest contracts	6412	**16.29**	-		-		-	
General agreements and contracts	6413	**229.53**	-		-		-	
Farming, fishing, forestry services		**33,059.42**	**-**		**856.04**	**2.59%**	**4.79**	**0.01%**
Unspecified at family level		**67.58**	-		-		4.79	7.09%

Spend at family level (Thousand USD)	Family	Total	UNICEF	%	UNIDO	%	UNOG	%
Fisheries and aquaculture	7010	**1,133.36**	-		130.13	11.48%	-	
Horticulture	7011	**7,044.89**	-		0.67	0.01%	-	
Livestock services	7012	**1,894.40**	-		13.43	0.71%	-	
Land and soil preparation and manag	7013	**422.14**	-		-		-	
Crop production and management and	7014	**1,691.51**	-		-		-	
Forestry	7015	**2,684.91**	-		13.81	0.51%	-	
Wildlife and flora	7016	**527.88**	-		1.74	0.33%	-	
Water resources development and ove	7017	**17,592.73**	-		696.27	3.96%	-	
Mining, oil and gas services		**1,190.56**	**-**		**158.33**	**13.30%**	**-**	
Mining services	7110	**10.98**	-		-		-	
Oil and gas exploration services	7111	**6.38**	-		-		-	
Well drilling and construction serv	7112	**423.03**	-		121.19	28.65%	-	
Oil and gas data management and pro	7115	**739.72**	-		26.70	3.61%	-	
Oil and gas well project management	7116	**10.44**	-		10.44	100.00%	-	
Building and maintenance services		**1,302,987.43**	**222,045.34**	**17.04%**	**13,636.39**	**1.05%**	**24,798.55**	**1.90%**
Unspecified at family level		**248,129.38**	222,045.34	89.49%	-		3,997.49	1.61%
Building and facility maintenance a	7210	**572,229.82**	-		11,784.90	2.06%	3,724.93	0.65%
Residential building construction s	7211	**24,637.86**	-		-		-	
Nonresidential building constructio	7212	**229,589.33**	-		1,103.87	0.48%	7,973.04	3.47%
Heavy construction services	7214	**71,326.56**	-		62.82	0.09%	3,113.39	4.36%
Specialized trade construction and	7215	**157,074.48**	-		684.80	0.44%	5,989.71	3.81%
Industrial manufacturing services		**73,032.43**	**-**		**1,013.80**	**1.39%**	**695.69**	**0.95%**
Unspecified at family level		**170.52**	-		-		-	
Plastic and chemical industries	7310	**820.95**	-		103.37	12.59%	-	
Wood and paper industries	7311	**112.18**	-		57.22	51.01%	-	
Metal and mineral industries	7312	**21.25**	-		-		-	
Food and beverage industries	7313	**481.24**	-		452.36	94.00%	-	
Fibers and textiles and fabric indu	7314	**169.66**	-		45.60	26.88%	22.51	13.27%
Manufacturing support services	7315	**28,875.72**	-		348.29	1.21%	673.18	2.33%
Machinery and transport equipment m	7316	**62.26**	-		-		-	
Manufacture of electrical goods and	7317	**29.00**	-		-		-	
Machining and processing services	7318	**42,289.65**	-		6.96	0.02%	-	
Industrial cleaning services		**93,509.67**	**-**		**2,799.59**	**2.99%**	**4,722.51**	**5.05%**
Unspecified at family level		**656.28**	-		-		-	
Decontamination services	7610	**1,162.38**	-		49.25	4.24%	-	
Cleaning and janitorial services	7611	**74,584.72**	-		2,750.35	3.69%	4,572.62	6.13%
Refuse disposal and treatment	7612	**13,375.67**	-		-		149.89	1.12%
Toxic and hazardous waste cleanup	7613	**3,730.63**	-		-		-	
Environmental services		**93,142.64**	**-**		**50,149.71**	**53.84%**	**-**	
Unspecified at family level		**585.98**	-		-		-	
Environmental management	7710	**71,821.56**	-		47,596.95	66.27%	-	
Environmental protection	7711	**11,264.91**	-		2,207.76	19.60%	-	
Pollution tracking and monitoring a	7712	**7,946.40**	-		-		-	
Pollutants tracking and monitoring	7713	**1,523.79**	-		345.00	22.64%	-	
Transportation, storage, mail services		**2,323,126.23**	**156,105.90**	**6.72%**	**3,285.03**	**0.14%**	**2,190.72**	**0.09%**
Unspecified at family level		**159,440.80**	156,105.90	97.91%	-		-	
Mail and cargo transport	7810	**1,065,640.63**	-		245.89	0.02%	1,819.61	0.17%
Passenger transport	7811	**644,232.06**	-		259.30	0.04%	160.93	0.02%
Material packing and handling	7812	**28,509.73**	-		-		-	
Storage	7813	**63,027.93**	-		109.03	0.17%	94.63	0.15%
Transport services	7814	**328,243.09**	-		2,614.44	0.80%	1.99	0.00%
Transportation repair or maintenanc	7818	**34,031.99**	-		56.36	0.17%	113.56	0.33%
Management and admin services		**1,809,281.45**	**212,105.73**	**11.72%**	**18,287.65**	**1.01%**	**13,996.12**	**0.77%**
Unspecified at family level		**208,588.42**	152,641.72	73.18%	-		39.74	0.02%
Management advisory services	8010	**307,937.35**	-		13,189.48	4.28%	3,037.32	0.99%
Human resources services	8011	**126,426.13**	-		47.90	0.04%	275.89	0.22%
Legal services	8012	**9,301.45**	-		36.23	0.39%	192.80	2.07%
Real estate services	8013	**370,614.29**	26,857.39	7.25%	3,162.07	0.85%	10,141.64	2.74%
Marketing and distribution	8014	**90,915.85**	-		1,067.92	1.17%	95.51	0.11%
Trade policy and services	8015	**4,673.95**	-		90.24	1.93%	-	
Business administration services	8016	**682,227.22**	32,606.62	4.78%	693.80	0.10%	213.22	0.03%
Public relations and professional c	8017	**8,596.80**	-		-		-	
Engineering and research services		**1,279,417.52**	**169,921.80**	**13.28%**	**6,729.87**	**0.53%**	**12,046.21**	**0.94%**
Unspecified at family level		**170,466.91**	169,921.80	99.68%	-		-	
Professional engineering services	8110	**376,795.77**	-		2,901.38	0.77%	5,803.68	1.54%
Computer services	8111	**455,102.41**	-		2,122.21	0.47%	4,661.41	1.02%
Economics	8112	**5,134.64**	-		576.08	11.22%	-	
Statistics	8113	**15,079.89**	-		256.70	1.70%	115.83	0.77%
Manufacturing technologies	8114	**80,829.43**	-		773.17	0.96%	-	
Earth science services	8115	**6,522.04**	-		-		81.47	1.25%
Information Technology Service Deli	8116	**169,331.15**	-		100.32	0.06%	1,383.82	0.82%
Biological science services	8117	**155.29**	-		-		-	
Editorial, design, graphic services		**281,753.99**	**50,433.02**	**17.90%**	**3,553.37**	**1.26%**	**1,205.57**	**0.43%**
Unspecified at family level		**51,986.33**	50,433.02	97.01%	-		-	
Advertising	8210	**11,871.33**	-		2,197.79	18.51%	13.06	0.11%
Writing and translations	8211	**130,705.23**	-		139.95	0.11%	775.19	0.59%
Reproduction services	8212	**60,784.02**	-		917.59	1.51%	-	
Photographic services	8213	**6,948.54**	-		94.81	1.36%	402.01	5.79%
Graphic design	8214	**18,839.53**	-		109.68	0.58%	15.32	0.08%
Professional artists and performers	8215	**600.14**	-		93.54	15.59%	-	
Film and theater production support	8216	**18.88**	-		-		-	
Public sector related services		**182,009.85**	**-**		**10,001.33**	**5.49%**	**4,851.10**	**2.67%**
Unspecified at family level		**111.01**	-		-		-	
Utilities	8310	**107,977.33**	-		9,067.47	8.40%	2,757.50	2.55%
Telecommunications media services	8311	**46,066.71**	-		420.45	0.91%	1,881.41	4.08%

Spend at family level (Thousand USD)	Family	Total	UNICEF	%	UNIDO	%	UNOG	%
Information services	**8312**	**27,854.80**	**-**		**513.40**	**1.84%**	**212.18**	**0.76%**
Financial and insurance services		**438,376.64**	226,758.25	51.73%	1,894.16	0.43%	1,275.15	0.29%
Unspecified at family level		**237,173.36**	226,758.25	95.61%	-		-	
Development finance	8410	**63,291.74**	-		271.96	0.43%	-	
Accounting and bookkeeping services	8411	**50,280.58**	-		797.34	1.59%	231.28	0.46%
Banking and investment	8412	**28,044.26**	-		688.23	2.45%	-	
Insurance and retirement services	8413	**58,872.59**	-		112.83	0.19%	1,043.87	1.77%
Credit agencies	8414	**714.12**	-		23.80	3.33%	-	
Healthcare services		**347,667.61**	**-**		**-**		**15.36**	**0.00%**
Unspecified at family level		**12,859.12**	-		-		1.64	0.01%
Comprehensive health services	8510	**278,860.49**	-		-		-	
Disease prevention and control	8511	**22,014.91**	-		-		-	
Medical practice	8512	**26,575.38**	-		-		1.93	0.01%
Medical science research and experi	8513	**374.54**	-		-		-	
Food and nutrition services	8515	**4,927.25**	-		-		-	
Medical Surgical Equipment Maintena	8516	**84.86**	-		-		11.79	13.90%
Death and dying support services	8517	**1,894.58**	-		-		-	
Diagnoses of infectious and parasit	8521	**76.12**	-		-		-	
Diagnoses of diseases of the muscul	8537	**0.34**	-		-		-	
Education and training services		**221,693.51**	**-**		**4,893.58**	**2.21%**	**616.77**	**0.28%**
Unspecified at family level		**15,008.41**	-		-		-	
Vocational training	8610	**141,685.45**	-		3,853.27	2.72%	567.08	0.40%
Alternative educational systems	8611	**3,646.70**	-		50.53	1.39%	44.54	1.22%
Educational institutions	8612	**839.32**	-		1.41	0.17%	-	
Specialized educational services	8613	**48,348.15**	-		356.75	0.74%	5.15	0.01%
Educational facilities	8614	**12,165.49**	-		631.62	5.19%	-	
Travel, food and lodging		**558,978.93**	**33,741.57**	**6.04%**	**12,404.41**	**2.22%**	**26,335.98**	**4.71%**
Unspecified at family level		**79,665.25**	33,741.57	42.35%	-		-	
Restaurants and catering	9010	**63,503.07**	-		448.90	0.71%	431.83	0.68%
Hotels and lodging and meeting faci	9011	**209,099.16**	-		2,607.51	1.25%	1,412.75	0.68%
Travel facilitation	9012	**205,244.42**	-		9,348.00	4.55%	24,491.39	11.93%
Performing arts	9013	**12.49**	-		-		-	
Commercial sports	9014	**154.13**	-		-		-	
Entertainment services	9015	**1,300.41**	-		-		-	
Personal and domestic services		**2,234.32**	**-**		**-**		**66.75**	**2.99%**
Unspecified at family level		**18.40**	-		-		-	
Personal appearance	9110	**21.83**	-		-		-	
Domestic and personal assistance	9111	**2,194.09**	-		-		66.75	3.04%
Public order and security services		**321,233.13**	**19,599.90**	**6.10%**	**253.83**	**0.08%**	**332.45**	**0.10%**
Unspecified at family level		**35,576.53**	19,599.90	55.09%	-		-	
Public order and safety	9210	**10,651.12**	-		-		147.71	1.39%
Military services and national defe	9211	**110,964.67**	-		36.83	0.03%	-	
Security and personal safety	9212	**164,040.81**	-		217.00	0.13%	184.74	0.11%
Politics and civic affairs services		**304,187.52**	**-**		**15,979.44**	**5.25%**	**1.79**	**0.00%**
Unspecified at family level		**1,073.85**	-		-		1.79	0.17%
Political systems and institutions	9310	**657.01**	-		31.62	4.81%	-	
Socio political conditions	9311	**0.15**	-		-		-	
International relations	9312	**61,148.50**	-		3.00	0.00%	-	
Humanitarian aid and relief	9313	**130,984.79**	-		27.02	0.02%	-	
Community and social services	9314	**64,793.18**	-		3,391.44	5.23%	-	
Public administration and finance s	9315	**41,029.66**	-		12,152.15	29.62%	-	
Taxation	9316	**1,015.60**	-		56.88	5.60%	-	
Trade policy and regulation	9317	**3,484.80**	-		317.33	9.11%	-	
Organizations and clubs		**23,695.20**	**-**		**-**		**2.44**	**0.01%**
Unspecified at family level		**146.61**	-		-		2.44	1.67%
Work related organizations	9410	**6,986.59**	-		-		-	
Civic organizations and association	9413	**16,562.00**	-		-		-	
Land, building and structures		**125,368.83**	**-**		**-**		**15.79**	**0.01%**
Land parcels	9510	**20.44**	-		-		-	
Permanent buildings and structures	9512	**22,142.25**	-		-		-	
Portable buildings and structures	9513	**35,107.01**	-		-		-	
Prefabricated buildings and structu	9514	**68,099.12**	-		-		15.79	0.02%

Spend at family level (Thousand USD)	Family	Total	UNON	%	UNOPS	%	UNOV	%
Live plant and animal material		**83,338.40**	**0.37**	**0.00%**	**7,191.56**	**8.63%**	**2,156.32**	**2.59%**
Unspecified at family level		**2,411.93**	0.37	0.02%	-		2,152.11	89.23%
Live animals	1010	**11,198.91**	-		37.00	0.33%	-	
Animal feed	1012	**11,956.56**	-		-		-	
Animal containment and habitats	1013	**1,409.97**	-		12.70	0.90%	-	
Seeds and bulbs and seedlings and c	1015	**34,917.94**	-		13.16	0.04%	-	
Floriculture and silviculture produ	1016	**3,384.48**	-		1,924.17	56.85%	-	
Fertilizers and plant nutrients and	1017	**14,573.02**	-		5,051.56	34.66%	-	
Pest control products	1019	**3,467.31**	-		152.97	4.41%	4.21	0.12%
Live plants of high species or vari	1021	**12.19**	-		-		-	
Live plants of low species or varie	1022	**3.14**	-		-		-	
Fresh cut floral bouquets	1034	**2.94**	-		-		-	
Mineral and textile materials		**13,468.08**	**9.34**	**0.07%**	**488.79**	**3.63%**	**100.95**	**0.75%**
Unspecified at family level		**-3.76**	-		-		-	
Minerals and ores and metals	1110	**421.79**	-		-		-	
Earth and stone	1111	**7,940.63**	-		241.04	3.04%	(0.04)	0.00%
Non edible plant and forestry produ	1112	**4,352.47**	-		9.52	0.22%	41.11	0.94%
Non edible animal products	1113	**22.41**	-		-		-	
Scrap and waste materials	1114	**6.02**	-		-		-	
Fibers and threads and yarns	1115	**256.52**	7.34	2.86%	-		-	
Fabrics and leather materials	1116	**469.63**	2.00	0.43%	237.09	50.48%	59.88	12.75%
Alloys	1117	**1.14**	-		1.14	100.00%	-	
Metal waste scrap and by products	1119	**1.24**	-		-		-	
Chemicals		**8,360.18**	**3.28**	**0.04%**	**429.16**	**5.13%**	**46.37**	**0.55%**
Unspecified at family level		**479.19**	1.44	0.30%	-		38.15	7.96%
Explosive materials	1213	**424.53**	-		424.53	100.00%	-	
Elements and gases	1214	**6,156.38**	-		4.63	0.08%	6.38	0.10%
Additives	1216	**842.03**	-		-		-	
Colorants	1217	**36.25**	1.83	5.06%	-		1.84	5.07%
Waxes and oils	1218	**376.04**	-		-		-	
Solvents	1219	**3.03**	-		-		-	
Compounds and mixtures	1235	**42.72**	-		-		-	
Resin, rubber, elastomeric material		**294.08**	**-**		**-**		**3.48**	**1.18%**
Unspecified at family level		**30.32**	-		-		3.48	11.48%
Rubber and elastomers	1310	**29.34**	-		-		-	
Resins and rosins and other resin d	1311	**234.42**	-		-		-	
Paper materials and products		**12,529.34**	**169.25**	**1.35%**	**552.16**	**4.41%**	**346.69**	**2.77%**
Unspecified at family level		**1,403.60**	-		-		-	
Paper materials	1410	**333.08**	-		-		-	
Paper products	1411	**10,028.14**	80.91	0.81%	552.16	5.51%	339.73	3.39%
Industrial use papers	1412	**764.52**	88.34	11.55%	-		6.97	0.91%
Fuels and lubricants etc.		**611,690.77**	**80.66**	**0.01%**	**1,884.28**	**0.31%**	**267.36**	**0.04%**
Unspecified at family level		**10,046.90**	-		-		-	
Fuels	1510	**598,349.29**	76.63	0.01%	1,796.08	0.30%	263.55	0.04%
Gaseous fuels and additives	1511	**276.68**	-		88.20	31.88%	0.10	0.04%
Lubricants and oils and greases and	1512	**3,017.89**	4.03	0.13%	-		3.71	0.12%
Mining and well drilling equipment		**6,025.39**	**-**		**1,212.81**	**20.13%**	**-**	
Mining and quarrying machinery and	2010	**2,050.05**	-		898.55	43.83%	-	
Well drilling and operation equipme	2011	**1,535.96**	-		314.26	20.46%	-	
Oil and gas drilling and exploratio	2012	**2,342.99**	-		-		-	
Oil and gas operating and productio	2014	**96.39**	-		-		-	
Farming, fishing equipment		**40,332.85**	**-**		**146.99**	**0.36%**	**231.86**	**0.57%**
Unspecified at family level		**63.34**	-		-		-	
Agricultural and forestry and lands	2110	**32,545.54**	-		146.99	0.45%	231.86	0.71%
Fishing and aquaculture equipment	2111	**7,723.98**	-		-		-	
Building and construction machinery		**11,779.89**	**-**		**5,692.26**	**48.32%**	**267.94**	**2.27%**
Unspecified at family level		**5,123.70**	-		5,024.05	98.06%	-	
Heavy construction machinery and eq	2210	**6,656.19**	-		668.21	10.04%	267.94	4.03%
Industrial manufacturing machinery		**13,603.04**	**2.80**	**0.02%**	**258.07**	**1.90%**	**0.70**	**0.01%**
Unspecified at family level		**398.39**	2.80	0.70%	86.30	21.66%	-	
Raw materials processing machinery	2310	**1,815.26**	-		1.29	0.07%	-	
Petroleum processing machinery	2311	**30.00**	-		-		-	
Textile and fabric machinery and ac	2312	**1,556.87**	-		3.50	0.22%	0.70	0.04%
Lapidary machinery and equipment	2313	**31.11**	-		-		-	
Leatherworking repairing machinery	2314	**535.51**	-		-		-	
Industrial process machinery and eq	2315	**2,924.64**	-		63.51	2.17%	-	
Foundry machines and equipment and	2316	**5.80**	-		-		-	
Industrial food and beverage equipm	2318	**1,171.89**	-		-		-	
Mixers and their parts and accessor	2319	**7.47**	-		-		-	
Mass transfer equipment	2320	**160.53**	-		-		-	
Electronic manufacturing machinery	2321	**62.31**	-		-		-	
Chicken processing machinery and eq	2322	**1.93**	-		-		-	
Sawmilling and lumber processing ma	2323	**40.89**	-		-		-	
Metal cutting machinery and accesso	2324	**2,219.81**	-		3.91	0.18%	-	
Metal forming machinery and accesso	2325	**449.49**	-		-		-	
Rapid prototyping machinery and acc	2326	**22.20**	-		22.20	100.00%	-	
Welding and soldering and brazing m	2327	**155.83**	-		7.54	4.84%	-	
Metal treatment machinery	2328	**41.12**	-		-		-	
Industrial machine tools	2329	**1,943.67**	-		46.81	2.41%	-	
Wire machinery and equipment	2330	**28.33**	-		23.01	81.20%	-	
Material handling machinery		**84,770.84**	**1.49**	**0.00%**	**2,697.89**	**3.18%**	**527.46**	**0.62%**
Unspecified at family level		**11,920.30**	-		-		-	
Material handling machinery and equ	2410	**11,662.01**	1.34	0.01%	1,165.54	9.99%	72.15	0.62%
Containers and storage	2411	**40,875.67**	0.16	0.00%	1,053.03	2.58%	396.49	0.97%
Packaging materials	2412	**3,245.71**	-		59.37	1.83%	35.10	1.08%

Spend at family level (Thousand USD)	Family	Total	UNON	%	UNOPS	%	UNOV	%
Industrial refrigeration	2413	**6,185.05**	-		5.28	0.09%	13.06	0.21%
Packing supplies	2414	**10,882.10**	-		414.68	3.81%	10.67	0.10%
Motor vehicles and parts		**443,128.27**	**382.28**	**0.09%**	**113,123.25**	**25.53%**	**1,421.94**	**0.32%**
Unspecified at family level		**20,278.15**	6.43	0.03%	-		-	
Motor vehicles	2510	**359,951.08**	371.21	0.10%	106,683.06	29.64%	834.05	0.23%
Marine transport	2511	**5,392.06**	-		2,203.61	40.87%	420.04	7.79%
Railway and tramway machinery and e	2512	**61.21**	-		-		-	
Aircraft	2513	**614.53**	-		514.11	83.66%	-	
Spacecraft	2515	**0.07**	-		-		-	
Non motorized cycles	2516	**1,160.93**	-		-		5.00	0.43%
Transportation components and syste	2517	**40,117.95**	4.63	0.01%	3,644.26	9.08%	156.43	0.39%
Vehicle bodies and trailers	2518	**3,957.32**	-		59.53	1.50%	0.37	0.01%
Transportation services equipment	2519	**11,579.14**	-		18.68	0.16%	6.06	0.05%
Aerospace systems and components an	2520	**15.83**	-		-		-	
Power generation machinery		**106,646.24**	**20.26**	**0.02%**	**8,081.13**	**7.58%**	**202.15**	**0.19%**
Unspecified at family level		**2.06**	-		-		-	
Power sources	2610	**9,441.25**	-		78.71	0.83%	(8.68)	-0.09%
Batteries and generators and kineti	2611	**67,174.57**	0.44	0.00%	6,972.91	10.38%	100.30	0.15%
Electrical wire and cable and harne	2612	**6,613.93**	19.82	0.30%	0.86	0.01%	110.53	1.67%
Power generation	2613	**17,909.39**	-		1,028.66	5.74%	-	
Atomic and nuclear energy machinery	2614	**5,505.05**	-		-		-	
Tools and general machinery		**133,979.47**	**2.57**	**0.00%**	**476.49**	**0.36%**	**81.01**	**0.06%**
Unspecified at family level		**111,770.66**	-		-		-	
Hand tools	2711	**21,295.71**	2.57	0.01%	403.14	1.89%	81.01	0.38%
Hydraulic machinery and equipment	2712	**548.69**	-		0.50	0.09%	-	
Pneumatic machinery and equipment	2713	**129.78**	-		-		-	
Automotive specialty tools	2714	**234.63**	-		72.84	31.05%	-	
Structures, construction components		**155,715.89**	**225.68**	**0.14%**	**8,769.13**	**5.63%**	**728.82**	**0.47%**
Unspecified at family level		**78,988.75**	-		-		-	
Structural components and basic sha	3010	**6,617.42**	-		-		107.71	1.63%
Concrete and cement and plaster	3011	**5,976.89**	-		160.01	2.68%	10.07	0.17%
Roads and landscape	3012	**5,802.32**	-		4,760.56	82.05%	-	
Structural building products	3013	**11,782.85**	182.30	1.55%	278.82	2.37%	37.86	0.32%
Insulation	3014	**511.96**	-		-		-	
Exterior finishing materials	3015	**12,741.36**	-		2,759.80	21.66%	118.86	0.93%
Interior finishing materials	3016	**2,624.15**	9.22	0.35%	11.65	0.44%	151.86	5.79%
Doors and windows and glass	3017	**2,867.12**	12.79	0.45%	155.35	5.42%	63.36	2.21%
Plumbing fixtures	3018	**1,313.31**	20.13	1.53%	166.03	12.64%	235.20	17.91%
Construction and maintenance suppor	3019	**1,527.65**	1.23	0.08%	-		3.89	0.25%
Portable Structure Building Compone	3024	**405.37**	-		35.34	8.72%	-	
Structural materials	3026	**24,556.73**	-		441.58	1.80%	-	
Manufacturing components		**8,425.01**	**38.02**	**0.45%**	**2.61**	**0.03%**	**206.18**	**2.45%**
Unspecified at family level		**12.04**	-		-		-	
Moldings	3114	**11.79**	-		-		-	
Rope and chain and cable and wire a	3115	**1,297.23**	-		-		80.59	6.21%
Hardware	3116	**1,003.54**	33.12	3.30%	-		45.93	4.58%
Bearings and bushings and wheels an	3117	**58.32**	-		-		-	
Grinding and polishing and smoothin	3119	**11.55**	-		-		-	
Adhesives and sealants	3120	**364.39**	0.32	0.09%	0.11	0.03%	8.55	2.35%
Paints and primers and finishes	3121	**903.95**	4.58	0.51%	2.50	0.28%	44.79	4.95%
Industrial optics	3124	**8.24**	-		-		-	
Pneumatic and hydraulic and electri	3125	**2,556.54**	-		-		0.51	0.02%
Housings and cabinets and casings	3126	**109.56**	-		-		25.81	23.56%
Fabricated pipe assemblies	3131	**2,071.47**	-		-		-	
Gaskets	3140	**12.50**	-		-		-	
Seals	3141	**3.90**	-		-		-	
Electronic components		**723.38**	**-**		**15.99**	**2.21%**	**10.86**	**1.50%**
Unspecified at family level		**86.19**	-		-		-	
Printed circuits and integrated cir	3210	**116.01**	-		-		-	
Passive discrete components	3212	**61.52**	-		15.99	26.00%	-	
Electronic hardware and component p	3213	**306.28**	-		-		-	
Automation control devices and comp	3215	**153.38**	-		-		10.86	7.08%
Electrical systems components		**62,510.46**	**47.23**	**0.08%**	**930.48**	**1.49%**	**297.56**	**0.48%**
Unspecified at family level		**51.30**	-		-		-	
Lamps and lightbulbs and lamp compo	3910	**28,891.68**	-		123.33	0.43%	20.95	0.07%
Lighting Fixtures and Accessories	3911	**8,911.38**	12.03	0.13%	275.16	3.09%	3.66	0.04%
Electrical equipment and components	3912	**21,770.09**	25.58	0.12%	306.77	1.41%	249.12	1.14%
Electrical wire management devices	3913	**2,886.01**	9.62	0.33%	225.22	7.80%	23.83	0.83%
Distribution equipment		**39,384.95**	**22.21**	**0.06%**	**669.00**	**1.70%**	**164.35**	**0.42%**
Heating and ventilation and air cir	4010	**23,440.28**	(15.68)	-0.07%	415.78	1.77%	105.15	0.45%
Fluid and gas distribution	4014	**428.87**	-		-		-	
Industrial pumps and compressors	4015	**10,833.96**	31.46	0.29%	69.35	0.64%	23.22	0.21%
Industrial filtering and purificati	4016	**1,263.17**	0.16	0.01%	183.87	14.56%	26.89	2.13%
Pipe piping and pipe fittings	4017	**3,401.40**	6.27	0.18%	-		9.09	0.27%
Tubes tubing and tube fittings	4018	**17.26**	-		-		-	
Laboratory and testing equipment		**230,451.73**	**13.27**	**0.01%**	**85,284.92**	**37.01%**	**859.09**	**0.37%**
Unspecified at family level		**5,893.36**	-		-		-	
Laboratory and scientific equipment	4110	**144,731.13**	-		75,210.46	51.97%	19.23	0.01%
Measuring and observing and testing	4111	**56,815.97**	13.27	0.02%	9,596.25	16.89%	816.68	1.44%
Laboratory supplies and fixtures	4112	**23,011.28**	-		478.20	2.08%	23.18	0.10%
Medical equipment		**735,687.00**	**36.39**	**0.00%**	**43,232.45**	**5.88%**	**258.84**	**0.04%**
Unspecified at family level		**263,973.36**	-		29,567.23	11.20%	1.95	0.00%
Veterinary equipment and supplies	4212	**6,334.51**	-		-		-	
Medical apparel and textiles	4213	**475.62**	0.32	0.07%	98.37	20.68%	0.53	0.11%
Patient care and treatment products	4214	**65,178.11**	-		132.68	0.20%	22.02	0.03%

Spend at family level (Thousand USD)	Family	Total	UNON	%	UNOPS	%	UNOV	%
Dental equipment and supplies	4215	**286.87**	-		-		6.10	2.12%
Dialysis equipment and supplies	4216	**1.50**	-		-		-	
Mobile medical services products	4217	**83,664.59**	30.54	0.04%	1,318.91	1.58%	48.87	0.06%
Patient exam and monitoring product	4218	**15,097.46**	1.54	0.01%	-		46.00	0.30%
Medical facility products	4219	**41,223.20**	-		9,162.98	22.23%	10.45	0.03%
Medical diagnostic imaging and nucl	4220	**12,703.78**	-		2,255.41	17.75%	33.59	0.26%
Independent living aids for the phy	4221	**18,732.49**	-		-		-	
Intravenous and arterial administra	4222	**178.57**	0.27	0.15%	-		-	
Clinical nutrition	4223	**220,443.85**	-		3.65	0.00%	-	
Orthopedic and prosthetic and sport	4224	**2,510.16**	-		-		-	
Physical and occupational therapy a	4225	**11.81**	-		-		-	
Postmortem and mortuary equipment a	4226	**0.60**	-		-		-	
Respiratory and anesthesia and resu	4227	**1,201.88**	-		-		43.49	3.62%
Medical cleaning and sterilization	4228	**760.77**	-		71.95	9.46%	-	
Surgical products	4229	**928.70**	3.71	0.40%	182.54	19.66%	4.74	0.51%
Medical training and education supp	4230	**1,694.12**	-		438.73	25.90%	39.96	2.36%
Wound care products	4231	**285.04**	-		-		1.14	0.40%
IT and communications equipment		**626,104.44**	**1,930.83**	**0.31%**	**205,371.49**	**32.80%**	**5,037.61**	**0.80%**
Unspecified at family level		**13,588.65**	-		-		22.99	0.17%
Communications Devices and Accessor	4319	**24,518.50**	22.04	0.09%	1,393.11	5.68%	182.20	0.74%
Components for information technolo	4320	**32,586.61**	337.35	1.04%	244.28	0.75%	302.56	0.93%
Computer Equipment and Accessories	4321	**336,560.44**	1,070.81	0.32%	154,075.65	45.78%	2,520.08	0.75%
Data Voice or Multimedia Network Eq	4322	**114,007.93**	197.58	0.17%	43,565.36	38.21%	1,518.18	1.33%
Software	4323	**104,842.31**	303.04	0.29%	6,093.08	5.81%	491.60	0.47%
Office equipment		**146,880.05**	**112.82**	**0.08%**	**1,352.49**	**0.92%**	**832.49**	**0.57%**
Unspecified at family level		**60,011.62**	-		-		-	
Office machines and their supplies	4410	**42,535.12**	52.58	0.12%	714.55	1.68%	514.38	1.21%
Office and desk accessories	4411	**5,818.01**	2.44	0.04%	33.18	0.57%	106.58	1.83%
Office supplies	4412	**38,515.29**	57.80	0.15%	604.76	1.57%	211.53	0.55%
Printing, photo and AV equipment		**29,630.86**	**271.40**	**0.92%**	**1,065.94**	**3.60%**	**350.02**	**1.18%**
Unspecified at family level		**635.13**	-		-		-	
Printing and publishing equipment	4510	**3,727.99**	16.86	0.45%	158.43	4.25%	102.56	2.75%
Audio and visual presentation and c	4511	**10,827.98**	253.03	2.34%	630.85	5.83%	118.08	1.09%
Photographic or filming or video eq	4512	**13,975.49**	1.51	0.01%	276.66	1.98%	129.37	0.93%
Photographic and recording media	4513	**259.79**	-		-		-	
Photographic filmmaking supplies	4514	**204.48**	-		-		-	
Security and safety equipment		**46,505.33**	**74.24**	**0.16%**	**8,716.76**	**18.74%**	**3,313.20**	**7.12%**
Unspecified at family level		**171.93**	-		-		-	
Light weapons and ammunition	4610	**9,664.44**	16.76	0.17%	-		16.78	0.17%
Conventional war weapons	4611	**5.39**	-		-		-	
Rockets and subsystems	4613	**0.65**	-		-		-	
Law enforcement	4615	**9,413.55**	-		4,010.67	42.61%	1,628.40	17.30%
Public safety and control	4616	**519.92**	14.01	2.70%	127.60	24.54%	5.27	1.01%
Security surveillance and detection	4617	**12,888.08**	47.38	0.37%	1,302.10	10.10%	1,606.41	12.46%
Personal safety and protection	4618	**7,450.99**	(13.43)	-0.18%	308.38	4.14%	53.96	0.72%
Fire protection	4619	**2,017.19**	-		35.34	1.75%	1.59	0.08%
Defense and law enforcement and sec	4620	**129.30**	9.51	7.36%	-		0.81	0.63%
Workplace safety equipment and supp	4621	**1,311.23**	-		-		-	
Military weapon and ammunition disa	4622	**2,932.66**	-		2,932.66	100.00%	-	
Cleaning equipment		**27,853.90**	**24.94**	**0.09%**	**1,849.57**	**6.64%**	**30.63**	**0.11%**
Unspecified at family level		**158.34**	-		-		-	
Water and wastewater treatment supp	4710	**13,668.98**	2.94	0.02%	226.36	1.66%	1.77	0.01%
Industrial laundry and dry cleaning	4711	**763.52**	-		49.92	6.54%	-	
Janitorial equipment	4712	**1,293.36**	16.33	1.26%	80.32	6.21%	13.57	1.05%
Cleaning and janitorial supplies	4713	**11,969.71**	5.67	0.05%	1,492.97	12.47%	15.29	0.13%
Services industry equipment		**23,093.57**	**-**		**78.26**	**0.34%**	**297.97**	**1.29%**
Unspecified at family level		**3.75**	-		-		-	
Institutional food services equipme	4810	**23,071.12**	-		78.26	0.34%	297.97	1.29%
Vending machines	4811	**5.79**	-		-		-	
Funeral equipment and materials	4813	**12.91**	-		-		-	
Sports and recreational equipment		**66,276.90**	**155.00**	**0.23%**	**7,948.24**	**11.99%**	**68.50**	**0.10%**
Unspecified at family level		**93.54**	-		48.43	51.78%	-	
Collectibles and awards	4910	**5,211.96**	-		1.56	0.03%	16.93	0.32%
Camping and outdoor equipment and a	4912	**58,078.14**	-		7,796.24	13.42%	12.30	0.02%
Fishing and hunting equipment	4913	**145.26**	-		-		-	
Field and court sports equipment	4916	**452.81**	-		-		24.59	5.43%
Gymnastics and boxing equipment	4917	**70.66**	-		-		-	
Target and table games and equipmen	4918	**91.06**	-		-		2.85	3.13%
Fitness equipment	4920	**962.12**	155.00	16.11%	-		11.83	1.23%
Other sports	4921	**88.46**	-		1.23	1.39%	-	
Sports equipment and accessories	4922	**1,065.40**	-		86.58	8.13%	-	
Recreation and playground and swimm	4924	**17.49**	-		14.20	81.21%	-	
Food and beverage products		**1,893,768.83**	**83.37**	**0.00%**	**305.86**	**0.02%**	**38.14**	**0.00%**
Unspecified at family level		**4,304.60**	-		7.98	0.19%	-	
Nuts and seeds	5010	**670.59**	-		-		-	
Meat and poultry products	5011	**2,810.40**	-		-		-	
Seafood	5012	**4,941.36**	-		12.08	0.24%	-	
Dairy products and eggs	5013	**36,397.59**	-		8.52	0.02%	-	
Edible oils and fats	5015	**178,857.76**	-		6.22	0.00%	-	
Chocolate and sugars and sweeteners	5016	**38,589.77**	-		12.95	0.03%	28.63	0.07%
Seasonings and preservatives	5017	**3,802.14**	-		-		-	
Bread and bakery products	5018	**6,220.40**	-		-		2.83	0.05%
Prepared and preserved foods	5019	**410,790.67**	37.87	0.01%	-		4.85	0.00%
Beverages	5020	**2,505.14**	45.51	1.82%	59.69	2.38%	1.83	0.07%
Tobacco and smoking products and su	5021	**2.32**	-		-		-	

Spend at family level (Thousand USD)	Family	Total	UNON	%	UNOPS	%	UNOV	%
Cereal and pulse products	5022	**640,320.69**	-		198.41	0.03%	-	
Fresh fruits	5030	**140.65**	-		-		-	
Organic fresh fruits	5031	**22.29**	-		-		-	
Dried fruit	5032	**614.74**	-		-		-	
Frozen fruit	5034	**4.43**	-		-		-	
Canned or jarred organic fruit	5037	**8.08**	-		-		-	
Fresh fruit purees	5038	**3.95**	-		-		-	
Fresh vegetables	5040	**242,104.62**	-		-		-	
Dried vegetables	5042	**11,388.86**	-		-		-	
Canned or jarred vegetables	5046	**1,553.91**	-		-		-	
Nutritional supplements	5050	**307,713.87**	-		-		-	
Pharmaceuticals, contraceptives, vaccines		**2,641,368.85**	**137.37**	**0.01%**	**74,927.06**	**2.84%**	**21.50**	**0.00%**
Unspecified at family level		**1,586,924.47**	15.75	0.00%	68,980.19	4.35%	-	
Amebicides and trichomonacides and	5110	**137,796.03**	-		344.30	0.25%	6.91	0.01%
Antiarrythmics and antianginals and	5112	**741.70**	-		-		-	
Hematolic drugs	5113	**5,303.12**	38.54	0.73%	-		-	
Central nervous system drugs	5114	**1,163.92**	-		-		(3.92)	-0.34%
Autonomic nervous system drugs	5115	**145.31**	-		-		-	
Drugs affecting the respiratory tra	5116	**3,864.91**	1.25	0.03%	3,759.21	97.27%	-	
Drugs affecting the gastrointestina	5117	**395.94**	-		-		-	
Hormones and hormone antagonists	5118	**120,553.14**	-		-		-	
Agents affecting water and electrol	5119	**3,543.99**	-		-		-	
Immunomodulating drugs	5120	**601,757.54**	81.83	0.01%	-		18.51	0.00%
Drugs affecting the ears, eye, nose	5124	**404.77**	-		-		-	
Anaesthetic drugs and related adjun	5127	**17.62**	-		-		-	
Antibacterials	5128	**6,893.71**	-		-		-	
Antifungal drugs	5130	**833.90**	-		698.46	83.76%	-	
Antihistamines or H1 blockers	5131	**2.02**	-		-		-	
Antipsychotics	5133	**19.86**	-		-		-	
Antiviral drugs	5134	**46,048.43**	-		124.27	0.27%	-	
Estrogens and progestins and intern	5135	**121,182.54**	-		1,020.49	0.84%	-	
Controlled substance analgesics	5137	**37.60**	-		-		-	
Nonsteroidal anti inflammatory drug	5138	**1.34**	-		-		-	
Vasodilators	5141	**2.70**	-		-		-	
Corticosteroids	5142	**27.57**	-		-		-	
Antihypertensive drugs	5143	**3,407.18**	-		-		-	
Radiopharmaceuticals and contrast m	5144	**95.27**	-		-		-	
Anthelmintics	5145	**138.70**	-		-		-	
Antiseptics	5147	**65.57**	-		0.14	0.21%	-	
Domestic appliances and electronics		**128,602.34**	**54.95**	**0.04%**	**2,501.33**	**1.95%**	**337.22**	**0.26%**
Unspecified at family level		**4,331.40**	-		-		-	
Floor coverings	5210	**198.29**	19.10	9.63%	17.21	8.68%	-	
Bedclothes and table and kitchen li	5212	**50,057.83**	-		-		1.19	0.00%
Window treatments	5213	**868.75**	19.48	2.24%	386.74	44.52%	6.32	0.73%
Domestic appliances	5214	**43,011.17**	1.36	0.00%	195.75	0.46%	24.05	0.06%
Domestic kitchenware and kitchen su	5215	**17,560.24**	0.97	0.01%	248.09	1.41%	-	
Consumer electronics	5216	**12,574.67**	14.05	0.11%	1,653.55	13.15%	305.67	2.43%
Apparel, luggage and personal care		**126,776.03**	**192.83**	**0.15%**	**3,493.46**	**2.76%**	**371.01**	**0.29%**
Unspecified at family level		**35,716.66**	-		-		-	
Clothing	5310	**42,184.49**	170.47	0.40%	450.72	1.07%	318.31	0.75%
Footwear	5311	**5,824.96**	11.48	0.20%	2,946.10	50.58%	2.60	0.04%
Luggage and handbags and packs and	5312	**307.96**	0.33	0.11%	18.46	5.99%	24.62	7.99%
Personal care products	5313	**42,724.69**	10.54	0.02%	69.68	0.16%	22.14	0.05%
Sewing supplies and accessories	5314	**17.26**	-		8.50	49.25%	3.35	19.38%
Timepieces, jewelry and gemstones		**47.40**	**-**		**-**		**9.45**	**19.94%**
Unspecified at family level		**31.93**	-		-		9.45	29.59%
Timepieces	5411	**15.47**	-		-		-	
Published products		**81,058.05**	**87.68**	**0.11%**	**952.83**	**1.18%**	**890.31**	**1.10%**
Unspecified at family level		**49,393.86**	-		-		0.01	0.00%
Printed media	5510	**24,835.41**	52.27	0.21%	907.01	3.65%	825.85	3.33%
Electronic reference material	5511	**1,042.34**	7.91	0.76%	-		2.49	0.24%
Signage and accessories	5512	**5,786.43**	27.49	0.48%	45.82	0.79%	61.95	1.07%
Furniture		**64,564.13**	**138.39**	**0.21%**	**4,512.68**	**6.99%**	**741.26**	**1.15%**
Unspecified at family level		**2,838.80**	5.26	0.19%	-		1.94	0.07%
Accommodation furniture	5610	**50,028.85**	16.21	0.03%	4,497.60	8.99%	29.99	0.06%
Commercial and industrial furniture	5611	**8,232.71**	116.92	1.42%	15.08	0.18%	697.81	8.48%
Classroom and instructional and ins	5612	**3,038.85**	-		-		-	
Merchandising furniture and accesso	5613	**240.44**	-		-		11.53	4.80%
Decorative adornments	5614	**184.48**	-		-		-	
Musical instruments and arts and crafts		**90,178.21**	**-**		**648.73**	**0.72%**	**7.92**	**0.01%**
Unspecified at family level		**78,654.73**	-		-		5.30	0.01%
Developmental and professional teac	6010	**10,604.07**	-		648.73	6.12%	-	
Classroom decoratives and supplies	6011	**309.64**	-		-		-	
Arts and crafts equipment and acces	6012	**228.60**	-		-		-	
Musical Instruments and parts and a	6013	**376.42**	-		-		-	
Toys and games	6014	**4.74**	-		-		2.62	55.24%
Financial instruments products		**250.22**	**-**		**-**		**-**	
Unspecified at family level		**0.01**	-		-		-	
Securities	6411	**4.39**	-		-		-	
Insurable interest contracts	6412	**16.29**	-		-		-	
General agreements and contracts	6413	**229.53**	-		-		-	
Farming, fishing, forestry services		**33,059.42**	**-**		**8,384.06**	**25.36%**	**-**	
Unspecified at family level		**67.58**	-		-		-	

Spend at family level (Thousand USD)	Family	Total	UNON	%	UNOPS	%	UNOV	%
Fisheries and aquaculture	7010	**1,133.36**	-		-		-	
Horticulture	7011	**7,044.89**	-		6,307.19	89.53%	-	
Livestock services	7012	**1,894.40**	-		124.88	6.59%	-	
Land and soil preparation and manag	7013	**422.14**	-		1.26	0.30%	-	
Crop production and management and	7014	**1,691.51**	-		28.34	1.68%	-	
Forestry	7015	**2,684.91**	-		4.45	0.17%	-	
Wildlife and flora	7016	**527.88**	-		127.64	24.18%	-	
Water resources development and ove	7017	**17,592.73**	-		1,790.31	10.18%	-	
Mining, oil and gas services		**1,190.56**	**-**		**-**		**-**	
Mining services	7110	**10.98**	-		-		-	
Oil and gas exploration services	7111	**6.38**	-		-		-	
Well drilling and construction serv	7112	**423.03**	-		-		-	
Oil and gas data management and pro	7115	**739.72**	-		-		-	
Oil and gas well project management	7116	**10.44**	-		-		-	
Building and maintenance services		**1,302,987.43**	**6,139.48**	**0.47%**	**97,303.00**	**7.47%**	**2,298.24**	**0.18%**
Unspecified at family level		**248,129.38**	-		-		510.12	0.21%
Building and facility maintenance a	7210	**572,229.82**	993.34	0.17%	5,723.36	1.00%	370.86	0.06%
Residential building construction s	7211	**24,637.86**	-		8,707.69	35.34%	-	
Nonresidential building constructio	7212	**229,589.33**	2,183.27	0.95%	48,140.22	20.97%	311.53	0.14%
Heavy construction services	7214	**71,326.56**	-		33,283.70	46.66%	3.73	0.01%
Specialized trade construction and	7215	**157,074.48**	2,962.87	1.89%	1,448.03	0.92%	1,102.00	0.70%
Industrial manufacturing services		**73,032.43**	**172.94**	**0.24%**	**204.64**	**0.28%**	**2,525.57**	**3.46%**
Unspecified at family level		**170.52**	-		-		-	
Plastic and chemical industries	7310	**820.95**	-		-		-	
Wood and paper industries	7311	**112.18**	-		-		-	
Metal and mineral industries	7312	**21.25**	-		-		-	
Food and beverage industries	7313	**481.24**	-		-		-	
Fibers and textiles and fabric indu	7314	**169.66**	-		-		25.83	15.22%
Manufacturing support services	7315	**28,875.72**	172.94	0.60%	181.68	0.63%	2,301.66	7.97%
Machinery and transport equipment m	7316	**62.26**	-		-		-	
Manufacture of electrical goods and	7317	**29.00**	-		22.96	79.17%	-	
Machining and processing services	7318	**42,289.65**	-		-		198.09	0.47%
Industrial cleaning services		**93,509.67**	**733.09**	**0.78%**	**1,548.96**	**1.66%**	**697.79**	**0.75%**
Unspecified at family level		**656.28**	-		-		-	
Decontamination services	7610	**1,162.38**	-		-		-	
Cleaning and janitorial services	7611	**74,584.72**	727.78	0.98%	1,309.25	1.76%	692.55	0.93%
Refuse disposal and treatment	7612	**13,375.67**	5.31	0.04%	239.71	1.79%	5.23	0.04%
Toxic and hazardous waste cleanup	7613	**3,730.63**	-		-		-	
Environmental services		**93,142.64**	**-**		**9,294.70**	**9.98%**	**-**	
Unspecified at family level		**585.98**	-		-		-	
Environmental management	7710	**71,821.56**	-		2,896.52	4.03%	-	
Environmental protection	7711	**11,264.91**	-		3.04	0.03%	-	
Pollution tracking and monitoring a	7712	**7,946.40**	-		6,395.14	80.48%	-	
Pollutants tracking and monitoring	7713	**1,523.79**	-		-		-	
Transportation, storage, mail services		**2,323,126.23**	**1,784.09**	**0.08%**	**58,125.92**	**2.50%**	**2,592.85**	**0.11%**
Unspecified at family level		**159,440.80**	-		-		-	
Mail and cargo transport	7810	**1,065,640.63**	245.39	0.02%	11,447.09	1.07%	938.34	0.09%
Passenger transport	7811	**644,232.06**	1,469.77	0.23%	17,646.62	2.74%	1,318.47	0.20%
Material packing and handling	7812	**28,509.73**	-		331.04	1.16%	8.02	0.03%
Storage	7813	**63,027.93**	-		1,923.00	3.05%	83.13	0.13%
Transport services	7814	**328,243.09**	-		23,178.84	7.06%	55.76	0.02%
Transportation repair or maintenanc	7818	**34,031.99**	68.92	0.20%	3,599.33	10.58%	189.13	0.56%
Management and admin services		**1,809,281.45**	**7,298.34**	**0.40%**	**38,515.66**	**2.13%**	**5,340.61**	**0.30%**
Unspecified at family level		**208,588.42**	-		2.52	0.00%	(69.76)	-0.03%
Management advisory services	8010	**307,937.35**	135.58	0.04%	19,625.70	6.37%	1,148.16	0.37%
Human resources services	8011	**126,426.13**	5,395.96	4.27%	183.46	0.15%	81.86	0.06%
Legal services	8012	**9,301.45**	-		634.75	6.82%	40.25	0.43%
Real estate services	8013	**370,614.29**	783.42	0.21%	11,444.27	3.09%	2,946.21	0.79%
Marketing and distribution	8014	**90,915.85**	(1.25)	0.00%	170.16	0.19%	108.49	0.12%
Trade policy and services	8015	**4,673.95**	-		51.17	1.09%	-	
Business administration services	8016	**682,227.22**	984.64	0.14%	3,825.29	0.56%	1,085.39	0.16%
Public relations and professional c	8017	**8,596.80**	-		2,578.33	29.99%	-	
Engineering and research services		**1,279,417.52**	**3,121.16**	**0.24%**	**97,239.68**	**7.60%**	**4,432.32**	**0.35%**
Unspecified at family level		**170,466.91**	-		-		-	
Professional engineering services	8110	**376,795.77**	258.79	0.07%	36,458.07	9.68%	268.26	0.07%
Computer services	8111	**455,102.41**	2,687.48	0.59%	57,297.87	12.59%	3,244.66	0.71%
Economics	8112	**5,134.64**	-		-		-	
Statistics	8113	**15,079.89**	0.78	0.01%	635.89	4.22%	642.16	4.26%
Manufacturing technologies	8114	**80,829.43**	-		2,134.80	2.64%	7.31	0.01%
Earth science services	8115	**6,522.04**	-		208.64	3.20%	23.87	0.37%
Information Technology Service Deli	8116	**169,331.15**	174.11	0.10%	489.81	0.29%	246.05	0.15%
Biological science services	8117	**155.29**	-		14.60	9.40%	-	
Editorial, design, graphic services		**281,753.99**	**512.71**	**0.18%**	**4,326.42**	**1.54%**	**4,216.73**	**1.50%**
Unspecified at family level		**51,986.33**	-		-		-	
Advertising	8210	**11,871.33**	12.46	0.10%	913.86	7.70%	182.70	1.54%
Writing and translations	8211	**130,705.23**	476.33	0.36%	984.05	0.75%	3,181.43	2.43%
Reproduction services	8212	**60,784.02**	15.25	0.03%	1,522.63	2.50%	35.89	0.06%
Photographic services	8213	**6,948.54**	-		469.40	6.76%	740.86	10.66%
Graphic design	8214	**18,839.53**	8.68	0.05%	422.38	2.24%	75.84	0.40%
Professional artists and performers	8215	**600.14**	-		14.10	2.35%	-	
Film and theater production support	8216	**18.88**	-		-		-	
Public sector related services		**182,009.85**	**1,765.17**	**0.97%**	**4,540.42**	**2.49%**	**2,337.48**	**1.28%**
Unspecified at family level		**111.01**	10.82	9.75%	-		-	
Utilities	8310	**107,977.33**	1,291.73	1.20%	2,798.10	2.59%	473.94	0.44%
Telecommunications media services	8311	**46,066.71**	461.91	1.00%	1,552.29	3.37%	1,382.31	3.00%

Spend at family level (Thousand USD)	Family	Total	UNON	%	UNOPS	%	UNOV	%
Information services	**8312**	**27,854.80**	**0.71**	**0.00%**	**190.02**	**0.68%**	**481.23**	**1.73%**
Financial and insurance services		**438,376.64**	1,282.79	0.29%	12,996.86	2.96%	6,511.98	1.49%
Unspecified at family level		**237,173.36**	1,034.37	0.44%	-		6,331.61	2.67%
Development finance	8410	**63,291.74**	-		4,146.69	6.55%	-	
Accounting and bookkeeping services	8411	**50,280.58**	4.05	0.01%	5,377.69	10.70%	48.48	0.10%
Banking and investment	8412	**28,044.26**	17.22	0.06%	2,003.45	7.14%	0.24	0.00%
Insurance and retirement services	8413	**58,872.59**	227.15	0.39%	1,469.02	2.50%	131.65	0.22%
Credit agencies	8414	**714.12**	-		-		-	
Healthcare services		**347,667.61**	**75.20**	**0.02%**	**2,381.23**	**0.68%**	**1,723.50**	**0.50%**
Unspecified at family level		**12,859.12**	-		-		547.17	4.26%
Comprehensive health services	8510	**278,860.49**	-		838.58	0.30%	-	
Disease prevention and control	8511	**22,014.91**	-		174.18	0.79%	-	
Medical practice	8512	**26,575.38**	73.80	0.28%	1,213.92	4.57%	1,176.33	4.43%
Medical science research and experi	8513	**374.54**	-		119.90	32.01%	-	
Food and nutrition services	8515	**4,927.25**	-		17.28	0.35%	-	
Medical Surgical Equipment Maintena	8516	**84.86**	1.40	1.64%	13.19	15.54%	-	
Death and dying support services	8517	**1,894.58**	-		4.18	0.22%	-	
Diagnoses of infectious and parasit	8521	**76.12**	-		-		-	
Diagnoses of diseases of the muscul	8537	**0.34**	-		-		-	
Education and training services		**221,693.51**	**162.06**	**0.07%**	**14,502.32**	**6.54%**	**1,724.75**	**0.78%**
Unspecified at family level		**15,008.41**	-		5,736.84	38.22%	35.42	0.24%
Vocational training	8610	**141,685.45**	157.89	0.11%	6,888.85	4.86%	1,623.04	1.15%
Alternative educational systems	8611	**3,646.70**	3.59	0.10%	52.03	1.43%	(2.02)	-0.06%
Educational institutions	8612	**839.32**	-		-		-	
Specialized educational services	8613	**48,348.15**	0.58	0.00%	1,756.31	3.63%	68.31	0.14%
Educational facilities	8614	**12,165.49**	-		68.30	0.56%	-	
Travel, food and lodging		**558,978.93**	**13,199.54**	**2.36%**	**9,297.67**	**1.66%**	**29,197.12**	**5.22%**
Unspecified at family level		**79,665.25**	1,785.95	2.24%	-		-	
Restaurants and catering	9010	**63,503.07**	485.89	0.77%	2,445.28	3.85%	3,648.25	5.74%
Hotels and lodging and meeting faci	9011	**209,099.16**	450.76	0.22%	5,517.75	2.64%	13,554.69	6.48%
Travel facilitation	9012	**205,244.42**	10,476.94	5.10%	1,334.64	0.65%	11,994.18	5.84%
Performing arts	9013	**12.49**	-		-		-	
Commercial sports	9014	**154.13**	-		-		-	
Entertainment services	9015	**1,300.41**	-		-		-	
Personal and domestic services		**2,234.32**	**45.90**	**2.05%**	**-**		**16.92**	**0.76%**
Unspecified at family level		**18.40**	-		-		-	
Personal appearance	9110	**21.83**	-		-		2.89	13.24%
Domestic and personal assistance	9111	**2,194.09**	45.90	2.09%	-		14.02	0.64%
Public order and security services		**321,233.13**	**244.67**	**0.08%**	**77,701.71**	**24.19%**	**684.40**	**0.21%**
Unspecified at family level		**35,576.53**	-		-		-	
Public order and safety	9210	**10,651.12**	2.52	0.02%	1.74	0.02%	18.83	0.18%
Military services and national defe	9211	**110,964.67**	-		73,476.05	66.22%	1.12	0.00%
Security and personal safety	9212	**164,040.81**	242.16	0.15%	4,223.92	2.57%	664.45	0.41%
Politics and civic affairs services		**304,187.52**	**-**		**19,311.19**	**6.35%**	**1.80**	**0.00%**
Unspecified at family level		**1,073.85**	-		-		1.80	0.17%
Political systems and institutions	9310	**657.01**	-		3.86	0.59%	-	
Socio political conditions	9311	**0.15**	-		-		-	
International relations	9312	**61,148.50**	-		0.50	0.00%	-	
Humanitarian aid and relief	9313	**130,984.79**	-		10,000.10	7.63%	-	
Community and social services	9314	**64,793.18**	-		8,928.36	13.78%	-	
Public administration and finance s	9315	**41,029.66**	-		316.06	0.77%	-	
Taxation	9316	**1,015.60**	-		20.82	2.05%	-	
Trade policy and regulation	9317	**3,484.80**	-		41.49	1.19%	-	
Organizations and clubs		**23,695.20**	**-**		**67.84**	**0.29%**	**11.24**	**0.05%**
Unspecified at family level		**146.61**	-		-		11.24	7.66%
Work related organizations	9410	**6,986.59**	-		-		-	
Civic organizations and association	9413	**16,562.00**	-		67.84	0.41%	-	
Land, building and structures		**125,368.83**	**-**		**18,264.72**	**14.57%**	**22.65**	**0.02%**
Land parcels	9510	**20.44**	-		-		-	
Permanent buildings and structures	9512	**22,142.25**	-		10,898.23	49.22%	-	
Portable buildings and structures	9513	**35,107.01**	-		296.68	0.85%	22.65	0.06%
Prefabricated buildings and structu	9514	**68,099.12**	-		7,069.81	10.38%	-	

Spend at family level (Thousand USD)	Family	Total	UNPD	%	UNRWA	%	UNU	%
Live plant and animal material		**83,338.40**	**357.92**	**0.43%**	**65.56**	**0.08%**	**-**	
Unspecified at family level		**2,411.93**	127.13	5.27%	-		-	
Live animals	1010	**11,198.91**	-		-		-	
Animal feed	1012	**11,956.56**	-		-		-	
Animal containment and habitats	1013	**1,409.97**	-		-		-	
Seeds and bulbs and seedlings and c	1015	**34,917.94**	-		4.51	0.01%	-	
Floriculture and silviculture produ	1016	**3,384.48**	-		0.04	0.00%	-	
Fertilizers and plant nutrients and	1017	**14,573.02**	-		0.83	0.01%	-	
Pest control products	1019	**3,467.31**	230.79	6.66%	47.98	1.38%	-	
Live plants of high species or vari	1021	**12.19**	-		12.19	100.00%	-	
Live plants of low species or varie	1022	**3.14**	-		-		-	
Fresh cut floral bouquets	1034	**2.94**	-		-		-	
Mineral and textile materials		**13,468.08**	**11,586.75**	**86.03%**	**216.60**	**1.61%**	**-**	
Unspecified at family level		**-3.76**	(3.76)	100.00%	-		-	
Minerals and ores and metals	1110	**421.79**	-		6.92	1.64%	-	
Earth and stone	1111	**7,940.63**	7,543.10	94.99%	59.57	0.75%	-	
Non edible plant and forestry produ	1112	**4,352.47**	3,974.57	91.32%	73.45	1.69%	-	
Non edible animal products	1113	**22.41**	-		-		-	
Scrap and waste materials	1114	**6.02**	-		-		-	
Fibers and threads and yarns	1115	**256.52**	7.27	2.83%	15.53	6.05%	-	
Fabrics and leather materials	1116	**469.63**	65.58	13.96%	61.12	13.01%	-	
Alloys	1117	**1.14**	-		-		-	
Metal waste scrap and by products	1119	**1.24**	-		-		-	
Chemicals		**8,360.18**	**487.28**	**5.83%**	**82.47**	**0.99%**	**-**	
Unspecified at family level		**479.19**	402.05	83.90%	20.13	4.20%	-	
Explosive materials	1213	**424.53**	-		-		-	
Elements and gases	1214	**6,156.38**	78.27	1.27%	5.26	0.09%	-	
Additives	1216	**842.03**	-		25.78	3.06%	-	
Colorants	1217	**36.25**	6.96	19.20%	3.70	10.21%	-	
Waxes and oils	1218	**376.04**	-		0.25	0.07%	-	
Solvents	1219	**3.03**	-		3.03	100.00%	-	
Compounds and mixtures	1235	**42.72**	-		24.33	56.96%	-	
Resin, rubber, elastomeric material		**294.08**	**3.62**	**1.23%**	**23.22**	**7.90%**	**-**	
Unspecified at family level		**30.32**	3.62	11.93%	23.22	76.59%	-	
Rubber and elastomers	1310	**29.34**	-		-		-	
Resins and rosins and other resin d	1311	**234.42**	-		-		-	
Paper materials and products		**12,529.34**	**1,729.63**	**13.80%**	**2,237.49**	**17.86%**	**-**	
Unspecified at family level		**1,403.60**	-		-		-	
Paper materials	1410	**333.08**	-		-		-	
Paper products	1411	**10,028.14**	1,558.87	15.54%	2,143.44	21.37%	-	
Industrial use papers	1412	**764.52**	170.76	22.34%	94.06	12.30%	-	
Fuels and lubricants etc.		**611,690.77**	**398,040.52**	**65.07%**	**9,876.00**	**1.61%**	**-**	
Unspecified at family level		**10,046.90**	-		-		-	
Fuels	1510	**598,349.29**	395,271.75	66.06%	9,691.43	1.62%	-	
Gaseous fuels and additives	1511	**276.68**	68.88	24.90%	50.96	18.42%	-	
Lubricants and oils and greases and	1512	**3,017.89**	2,699.88	89.46%	133.61	4.43%	-	
Mining and well drilling equipment		**6,025.39**	**-**		**-**		**-**	
Mining and quarrying machinery and	2010	**2,050.05**	-		-		-	
Well drilling and operation equipme	2011	**1,535.96**	-		-		-	
Oil and gas drilling and exploratio	2012	**2,342.99**	-		-		-	
Oil and gas operating and productio	2014	**96.39**	-		-		-	
Farming, fishing equipment		**40,332.85**	**39.77**	**0.10%**	**-**		**-**	
Unspecified at family level		**63.34**	-		-		-	
Agricultural and forestry and lands	2110	**32,545.54**	39.77	0.12%	-		-	
Fishing and aquaculture equipment	2111	**7,723.98**	-		-		-	
Building and construction machinery		**11,779.89**	**1,990.50**	**16.90%**	**7.00**	**0.06%**	**-**	
Unspecified at family level		**5,123.70**	-		7.00	0.14%	-	
Heavy construction machinery and eq	2210	**6,656.19**	1,990.50	29.90%	-		-	
Industrial manufacturing machinery		**13,603.04**	**328.47**	**2.41%**	**319.46**	**2.35%**	**-**	
Unspecified at family level		**398.39**	245.51	61.62%	63.03	15.82%	-	
Raw materials processing machinery	2310	**1,815.26**	-		9.40	0.52%	-	
Petroleum processing machinery	2311	**30.00**	-		-		-	
Textile and fabric machinery and ac	2312	**1,556.87**	-		94.63	6.08%	-	
Lapidary machinery and equipment	2313	**31.11**	-		3.38	10.88%	-	
Leatherworking repairing machinery	2314	**535.51**	-		-		-	
Industrial process machinery and eq	2315	**2,924.64**	-		60.75	2.08%	-	
Foundry machines and equipment and	2316	**5.80**	-		-		-	
Industrial food and beverage equipm	2318	**1,171.89**	-		-		-	
Mixers and their parts and accessor	2319	**7.47**	-		0.03	0.40%	-	
Mass transfer equipment	2320	**160.53**	-		-		-	
Electronic manufacturing machinery	2321	**62.31**	-		-		-	
Chicken processing machinery and eq	2322	**1.93**	-		-		-	
Sawmilling and lumber processing ma	2323	**40.89**	-		-		-	
Metal cutting machinery and accesso	2324	**2,219.81**	41.67	1.88%	31.36	1.41%	-	
Metal forming machinery and accesso	2325	**449.49**	-		2.17	0.48%	-	
Rapid prototyping machinery and acc	2326	**22.20**	-		-		-	
Welding and soldering and brazing m	2327	**155.83**	41.29	26.50%	45.44	29.16%	-	
Metal treatment machinery	2328	**41.12**	-		0.19	0.45%	-	
Industrial machine tools	2329	**1,943.67**	-		9.08	0.47%	-	
Wire machinery and equipment	2330	**28.33**	-		-		-	
Material handling machinery		**84,770.84**	**18,058.61**	**21.30%**	**1,582.46**	**1.87%**	**-**	
Unspecified at family level		**11,920.30**	11,919.18	99.99%	-		-	
Material handling machinery and equ	2410	**11,662.01**	827.35	7.09%	476.44	4.09%	-	
Containers and storage	2411	**40,875.67**	3,907.51	9.56%	635.36	1.55%	-	
Packaging materials	2412	**3,245.71**	503.52	15.51%	324.54	10.00%	-	

Spend at family level (Thousand USD)	Family	Total	UNPD	%	UNRWA	%	UNU	%
Industrial refrigeration	2413	**6,185.05**	679.96	10.99%	53.30	0.86%	-	
Packing supplies	2414	**10,882.10**	221.09	2.03%	92.81	0.85%	-	
Motor vehicles and parts		**443,128.27**	**71,670.83**	**16.17%**	**1,230.57**	**0.28%**	**19.22**	**0.00%**
Unspecified at family level		**20,278.15**	-		-		-	
Motor vehicles	2510	**359,951.08**	41,329.67	11.48%	311.70	0.09%	19.22	0.01%
Marine transport	2511	**5,392.06**	-		-		-	
Railway and tramway machinery and e	2512	**61.21**	-		-		-	
Aircraft	2513	**614.53**	98.52	16.03%	-		-	
Spacecraft	2515	**0.07**	-		-		-	
Non motorized cycles	2516	**1,160.93**	4.21	0.36%	-		-	
Transportation components and syste	2517	**40,117.95**	17,787.23	44.34%	897.90	2.24%	-	
Vehicle bodies and trailers	2518	**3,957.32**	2,796.69	70.67%	3.65	0.09%	-	
Transportation services equipment	2519	**11,579.14**	9,654.51	83.38%	17.33	0.15%	-	
Aerospace systems and components an	2520	**15.83**	-		-		-	
Power generation machinery		**106,646.24**	**18,632.81**	**17.47%**	**1,032.97**	**0.97%**	**6.14**	**0.01%**
Unspecified at family level		**2.06**	-		-		-	
Power sources	2610	**9,441.25**	6,912.25	73.21%	132.40	1.40%	-	
Batteries and generators and kineti	2611	**67,174.57**	1,352.10	2.01%	814.65	1.21%	-	
Electrical wire and cable and harne	2612	**6,613.93**	3,247.99	49.11%	85.91	1.30%	6.14	0.09%
Power generation	2613	**17,909.39**	7,120.47	39.76%	-		-	
Atomic and nuclear energy machinery	2614	**5,505.05**	-		-		-	
Tools and general machinery		**133,979.47**	**1,524.83**	**1.14%**	**385.39**	**0.29%**	**-**	
Unspecified at family level		**111,770.66**	-		34.23	0.03%	-	
Hand tools	2711	**21,295.71**	1,499.80	7.04%	351.15	1.65%	-	
Hydraulic machinery and equipment	2712	**548.69**	-		-		-	
Pneumatic machinery and equipment	2713	**129.78**	25.03	19.29%	-		-	
Automotive specialty tools	2714	**234.63**	-		-		-	
Structures, construction components		**155,715.89**	**11,553.84**	**7.42%**	**619.20**	**0.40%**	**34.28**	**0.02%**
Unspecified at family level		**78,988.75**	831.08	1.05%	-		-	
Structural components and basic sha	3010	**6,617.42**	3,448.57	52.11%	129.30	1.95%	-	
Concrete and cement and plaster	3011	**5,976.89**	2,618.58	43.81%	64.39	1.08%	-	
Roads and landscape	3012	**5,802.32**	1,038.42	17.90%	-		-	
Structural building products	3013	**11,782.85**	275.86	2.34%	-		34.28	0.29%
Insulation	3014	**511.96**	8.59	1.68%	16.02	3.13%	-	
Exterior finishing materials	3015	**12,741.36**	247.59	1.94%	-		-	
Interior finishing materials	3016	**2,624.15**	1,318.73	50.25%	225.60	8.60%	-	
Doors and windows and glass	3017	**2,867.12**	1,070.95	37.35%	46.38	1.62%	-	
Plumbing fixtures	3018	**1,313.31**	333.49	25.39%	23.22	1.77%	-	
Construction and maintenance suppor	3019	**1,527.65**	3.30	0.22%	-		-	
Portable Structure Building Compone	3024	**405.37**	358.68	88.48%	-		-	
Structural materials	3026	**24,556.73**	-		114.29	0.47%	-	
Manufacturing components		**8,425.01**	**4,233.66**	**50.25%**	**248.86**	**2.95%**	**-**	
Unspecified at family level		**12.04**	-		-		-	
Moldings	3114	**11.79**	-		-		-	
Rope and chain and cable and wire a	3115	**1,297.23**	250.10	19.28%	19.20	1.48%	-	
Hardware	3116	**1,003.54**	555.64	55.37%	25.63	2.55%	-	
Bearings and bushings and wheels an	3117	**58.32**	31.92	54.74%	20.64	35.39%	-	
Grinding and polishing and smoothin	3119	**11.55**	4.97	42.97%	4.63	40.07%	-	
Adhesives and sealants	3120	**364.39**	116.38	31.94%	64.35	17.66%	-	
Paints and primers and finishes	3121	**903.95**	658.56	72.85%	97.02	10.73%	-	
Industrial optics	3124	**8.24**	-		7.88	95.67%	-	
Pneumatic and hydraulic and electri	3125	**2,556.54**	2,542.12	99.44%	-		-	
Housings and cabinets and casings	3126	**109.56**	68.64	62.65%	-		-	
Fabricated pipe assemblies	3131	**2,071.47**	-		-		-	
Gaskets	3140	**12.50**	1.43	11.41%	9.51	76.07%	-	
Seals	3141	**3.90**	3.90	100.00%	-		-	
Electronic components		**723.38**	**231.17**	**31.96%**	**71.72**	**9.91%**	**-**	
Unspecified at family level		**86.19**	-		69.25	80.34%	-	
Printed circuits and integrated cir	3210	**116.01**	27.79	23.96%	2.47	2.13%	-	
Passive discrete components	3212	**61.52**	23.95	38.93%	-		-	
Electronic hardware and component p	3213	**306.28**	81.94	26.75%	-		-	
Automation control devices and comp	3215	**153.38**	97.49	63.56%	-		-	
Electrical systems components		**62,510.46**	**11,202.96**	**17.92%**	**360.92**	**0.58%**	**6.10**	**0.01%**
Unspecified at family level		**51.30**	-		45.14	88.00%	-	
Lamps and lightbulbs and lamp compo	3910	**28,891.68**	367.33	1.27%	29.11	0.10%	-	
Lighting Fixtures and Accessories	3911	**8,911.38**	1,884.22	21.14%	23.85	0.27%	-	
Electrical equipment and components	3912	**21,770.09**	6,653.20	30.56%	262.38	1.21%	6.10	0.03%
Electrical wire management devices	3913	**2,886.01**	2,298.21	79.63%	0.44	0.02%	-	
Distribution equipment		**39,384.95**	**16,487.34**	**41.86%**	**782.45**	**1.99%**	**-**	
Heating and ventilation and air cir	4010	**23,440.28**	10,517.99	44.87%	478.33	2.04%	-	
Fluid and gas distribution	4014	**428.87**	320.20	74.66%	18.75	4.37%	-	
Industrial pumps and compressors	4015	**10,833.96**	2,385.57	22.02%	168.54	1.56%	-	
Industrial filtering and purificati	4016	**1,263.17**	786.50	62.26%	84.63	6.70%	-	
Pipe piping and pipe fittings	4017	**3,401.40**	2,477.07	72.83%	14.95	0.44%	-	
Tubes tubing and tube fittings	4018	**17.26**	-		17.25	99.95%	-	
Laboratory and testing equipment		**230,451.73**	**3,589.11**	**1.56%**	**1,528.48**	**0.66%**	**15.83**	**0.01%**
Unspecified at family level		**5,893.36**	-		-		-	
Laboratory and scientific equipment	4110	**144,731.13**	74.50	0.05%	307.34	0.21%	15.83	0.01%
Measuring and observing and testing	4111	**56,815.97**	3,483.00	6.13%	685.94	1.21%	-	
Laboratory supplies and fixtures	4112	**23,011.28**	31.62	0.14%	535.20	2.33%	-	
Medical equipment		**735,687.00**	**4,789.85**	**0.65%**	**4,246.64**	**0.58%**	**-**	
Unspecified at family level		**263,973.36**	104.19	0.04%	1,411.63	0.53%	-	
Veterinary equipment and supplies	4212	**6,334.51**	-		-		-	
Medical apparel and textiles	4213	**475.62**	185.82	39.07%	111.14	23.37%	-	
Patient care and treatment products	4214	**65,178.11**	352.23	0.54%	1,126.69	1.73%	-	

Spend at family level (Thousand USD)	Family	Total	UNPD	%	UNRWA	%	UNU	%
Dental equipment and supplies	4215	**286.87**	23.09	8.05%	256.79	89.51%	-	
Dialysis equipment and supplies	4216	**1.50**	-		1.50	100.00%	-	
Mobile medical services products	4217	**83,664.59**	3,531.27	4.22%	-		-	
Patient exam and monitoring product	4218	**15,097.46**	175.53	1.16%	282.95	1.87%	-	
Medical facility products	4219	**41,223.20**	51.22	0.12%	304.52	0.74%	-	
Medical diagnostic imaging and nucl	4220	**12,703.78**	45.14	0.36%	41.70	0.33%	-	
Independent living aids for the phy	4221	**18,732.49**	-		-		-	
Intravenous and arterial administra	4222	**178.57**	-		5.54	3.10%	-	
Clinical nutrition	4223	**220,443.85**	-		-		-	
Orthopedic and prosthetic and sport	4224	**2,510.16**	22.05	0.88%	-		-	
Physical and occupational therapy a	4225	**11.81**	11.81	100.00%	-		-	
Postmortem and mortuary equipment a	4226	**0.60**	-		-		-	
Respiratory and anesthesia and resu	4227	**1,201.88**	62.82	5.23%	3.42	0.28%	-	
Medical cleaning and sterilization	4228	**760.77**	3.54	0.47%	498.23	65.49%	-	
Surgical products	4229	**928.70**	63.17	6.80%	75.29	8.11%	-	
Medical training and education supp	4230	**1,694.12**	7.37	0.44%	-		-	
Wound care products	4231	**285.04**	150.61	52.84%	127.24	44.64%	-	
IT and communications equipment		**626,104.44**	**89,170.40**	**14.24%**	**4,533.61**	**0.72%**	**575.95**	**0.09%**
Unspecified at family level		**13,588.65**	-		73.85	0.54%	51.68	0.38%
Communications Devices and Accessor	4319	**24,518.50**	4,249.29	17.33%	286.14	1.17%	-	
Components for information technolo	4320	**32,586.61**	6,918.15	21.23%	146.22	0.45%	94.51	0.29%
Computer Equipment and Accessories	4321	**336,560.44**	19,523.16	5.80%	2,397.58	0.71%	291.91	0.09%
Data Voice or Multimedia Network Eq	4322	**114,007.93**	36,008.99	31.58%	424.85	0.37%	2.30	0.00%
Software	4323	**104,842.31**	22,470.81	21.43%	1,204.98	1.15%	135.54	0.13%
Office equipment		**146,880.05**	**7,394.49**	**5.03%**	**2,445.43**	**1.66%**	**15.08**	**0.01%**
Unspecified at family level		**60,011.62**	-		234.15	0.39%	-	
Office machines and their supplies	4410	**42,535.12**	5,969.56	14.03%	1,343.64	3.16%	-	
Office and desk accessories	4411	**5,818.01**	192.23	3.30%	125.69	2.16%	-	
Office supplies	4412	**38,515.29**	1,232.70	3.20%	741.96	1.93%	15.08	0.04%
Printing, photo and AV equipment		**29,630.86**	**2,949.86**	**9.96%**	**823.31**	**2.78%**	**15.83**	**0.05%**
Unspecified at family level		**635.13**	-		-		-	
Printing and publishing equipment	4510	**3,727.99**	202.63	5.44%	66.38	1.78%	-	
Audio and visual presentation and c	4511	**10,827.98**	2,131.95	19.69%	672.05	6.21%	15.83	0.15%
Photographic or filming or video eq	4512	**13,975.49**	544.86	3.90%	67.53	0.48%	-	
Photographic and recording media	4513	**259.79**	70.42	27.11%	15.22	5.86%	-	
Photographic filmmaking supplies	4514	**204.48**	-		2.14	1.05%	-	
Security and safety equipment		**46,505.33**	**9,158.83**	**19.69%**	**293.85**	**0.63%**	**-**	
Unspecified at family level		**171.93**	-		-		-	
Light weapons and ammunition	4610	**9,664.44**	885.75	9.17%	-		-	
Conventional war weapons	4611	**5.39**	5.39	100.00%	-		-	
Rockets and subsystems	4613	**0.65**	-		-		-	
Law enforcement	4615	**9,413.55**	489.55	5.20%	-		-	
Public safety and control	4616	**519.92**	70.73	13.60%	-		-	
Security surveillance and detection	4617	**12,888.08**	4,096.18	31.78%	34.47	0.27%	-	
Personal safety and protection	4618	**7,450.99**	2,533.48	34.00%	253.19	3.40%	-	
Fire protection	4619	**2,017.19**	1,012.08	50.17%	6.20	0.31%	-	
Defense and law enforcement and sec	4620	**129.30**	65.67	50.79%	-		-	
Workplace safety equipment and supp	4621	**1,311.23**	-		-		-	
Military weapon and ammunition disa	4622	**2,932.66**	-		-		-	
Cleaning equipment		**27,853.90**	**9,582.99**	**34.40%**	**417.33**	**1.50%**	**0.53**	**0.00%**
Unspecified at family level		**158.34**	-		19.71	12.44%	-	
Water and wastewater treatment supp	4710	**13,668.98**	8,491.95	62.13%	16.13	0.12%	-	
Industrial laundry and dry cleaning	4711	**763.52**	-		35.87	4.70%	-	
Janitorial equipment	4712	**1,293.36**	303.46	23.46%	147.31	11.39%	-	
Cleaning and janitorial supplies	4713	**11,969.71**	787.58	6.58%	198.31	1.66%	0.53	0.00%
Services industry equipment		**23,093.57**	**1,378.68**	**5.97%**	**17.80**	**0.08%**	**-**	
Unspecified at family level		**3.75**	3.75	100.00%	-		-	
Institutional food services equipme	4810	**23,071.12**	1,364.68	5.92%	17.80	0.08%	-	
Vending machines	4811	**5.79**	-		-		-	
Funeral equipment and materials	4813	**12.91**	10.26	79.42%	-		-	
Sports and recreational equipment		**66,276.90**	**1,516.81**	**2.29%**	**318.42**	**0.48%**	**-**	
Unspecified at family level		**93.54**	-		39.55	42.28%	-	
Collectibles and awards	4910	**5,211.96**	336.50	6.46%	-		-	
Camping and outdoor equipment and a	4912	**58,078.14**	350.18	0.60%	20.98	0.04%	-	
Fishing and hunting equipment	4913	**145.26**	-		-		-	
Field and court sports equipment	4916	**452.81**	26.68	5.89%	112.36	24.81%	-	
Gymnastics and boxing equipment	4917	**70.66**	-		30.80	43.59%	-	
Target and table games and equipmen	4918	**91.06**	68.67	75.41%	19.54	21.46%	-	
Fitness equipment	4920	**962.12**	734.79	76.37%	12.44	1.29%	-	
Other sports	4921	**88.46**	-		-		-	
Sports equipment and accessories	4922	**1,065.40**	-		82.75	7.77%	-	
Recreation and playground and swimm	4924	**17.49**	-		-		-	
Food and beverage products		**1,893,768.83**	**400,164.37**	**21.13%**	**80,263.98**	**4.24%**	**-**	
Unspecified at family level		**4,304.60**	-		3,747.45	87.06%	-	
Nuts and seeds	5010	**670.59**	-		8.34	1.24%	-	
Meat and poultry products	5011	**2,810.40**	-		846.27	30.11%	-	
Seafood	5012	**4,941.36**	-		-		-	
Dairy products and eggs	5013	**36,397.59**	-		12,929.59	35.52%	-	
Edible oils and fats	5015	**178,857.76**	-		9,651.26	5.40%	-	
Chocolate and sugars and sweeteners	5016	**38,589.77**	0.81	0.00%	3,844.74	9.96%	-	
Seasonings and preservatives	5017	**3,802.14**	-		33.96	0.89%	-	
Bread and bakery products	5018	**6,220.40**	-		256.18	4.12%	-	
Prepared and preserved foods	5019	**410,790.67**	399,666.08	97.29%	738.90	0.18%	-	
Beverages	5020	**2,505.14**	497.48	19.86%	366.62	14.63%	-	
Tobacco and smoking products and su	5021	**2.32**	-		-		-	

Spend at family level (Thousand USD)	Family	Total	UNPD	%	UNRWA	%	UNU	%
Cereal and pulse products	5022	**640,320.69**	-		36,122.28	5.64%	-	
Fresh fruits	5030	**140.65**	-		133.91	95.21%	-	
Organic fresh fruits	5031	**22.29**	-		-		-	
Dried fruit	5032	**614.74**	-		-		-	
Frozen fruit	5034	**4.43**	-		-		-	
Canned or jarred organic fruit	5037	**8.08**	-		-		-	
Fresh fruit purees	5038	**3.95**	-		-		-	
Fresh vegetables	5040	**242,104.62**	-		135.92	0.06%	-	
Dried vegetables	5042	**11,388.86**	-		11,388.86	100.00%	-	
Canned or jarred vegetables	5046	**1,553.91**	-		59.72	3.84%	-	
Nutritional supplements	5050	**307,713.87**	-		-		-	
Pharmaceuticals, contraceptives, vaccines		**2,641,368.85**	**6,027.18**	**0.23%**	**10,908.15**	**0.41%**	**-**	
Unspecified at family level		**1,586,924.47**	26.47	0.00%	4,927.00	0.31%	-	
Amebicides and trichomonacides and	5110	**137,796.03**	2,859.12	2.07%	56.50	0.04%	-	
Antiarrythmics and antianginals and	5112	**741.70**	8.77	1.18%	169.81	22.89%	-	
Hematolic drugs	5113	**5,303.12**	1,237.39	23.33%	928.27	17.50%	-	
Central nervous system drugs	5114	**1,163.92**	262.58	22.56%	503.67	43.27%	-	
Autonomic nervous system drugs	5115	**145.31**	-		70.83	48.74%	-	
Drugs affecting the respiratory tra	5116	**3,864.91**	52.37	1.35%	27.85	0.72%	-	
Drugs affecting the gastrointestina	5117	**395.94**	5.19	1.31%	350.64	88.56%	-	
Hormones and hormone antagonists	5118	**120,553.14**	-		3,058.48	2.54%	-	
Agents affecting water and electrol	5119	**3,543.99**	116.33	3.28%	481.31	13.58%	-	
Immunomodulating drugs	5120	**601,757.54**	1,452.54	0.24%	0.10	0.00%	-	
Drugs affecting the ears, eye, nose	5124	**404.77**	6.43	1.59%	333.69	82.44%	-	
Anaesthetic drugs and related adjun	5127	**17.62**	-		-		-	
Antibacterials	5128	**6,893.71**	-		-		-	
Antifungal drugs	5130	**833.90**	-		-		-	
Antihistamines or H1 blockers	5131	**2.02**	-		-		-	
Antipsychotics	5133	**19.86**	-		-		-	
Antiviral drugs	5134	**46,048.43**	-		-		-	
Estrogens and progestins and intern	5135	**121,182.54**	-		-		-	
Controlled substance analgesics	5137	**37.60**	-		-		-	
Nonsteroidal anti inflammatory drug	5138	**1.34**	-		-		-	
Vasodilators	5141	**2.70**	-		-		-	
Corticosteroids	5142	**27.57**	-		-		-	
Antihypertensive drugs	5143	**3,407.18**	-		-		-	
Radiopharmaceuticals and contrast m	5144	**95.27**	-		-		-	
Anthelmintics	5145	**138.70**	-		-		-	
Antiseptics	5147	**65.57**	-		-		-	
Domestic appliances and electronics		**128,602.34**	**2,350.15**	**1.83%**	**6,243.10**	**4.85%**	**15.17**	**0.01%**
Unspecified at family level		**4,331.40**	-		4,331.40	100.00%	-	
Floor coverings	5210	**198.29**	4.06	2.05%	-		-	
Bedclothes and table and kitchen li	5212	**50,057.83**	599.47	1.20%	998.63	1.99%	-	
Window treatments	5213	**868.75**	110.54	12.72%	45.80	5.27%	15.17	1.75%
Domestic appliances	5214	**43,011.17**	776.47	1.81%	750.89	1.75%	-	
Domestic kitchenware and kitchen su	5215	**17,560.24**	13.04	0.07%	15.70	0.09%	-	
Consumer electronics	5216	**12,574.67**	846.58	6.73%	100.69	0.80%	-	
Apparel, luggage and personal care		**126,776.03**	**2,461.08**	**1.94%**	**1,043.58**	**0.82%**	**-**	
Unspecified at family level		**35,716.66**	-		167.59	0.47%	-	
Clothing	5310	**42,184.49**	1,943.11	4.61%	598.94	1.42%	-	
Footwear	5311	**5,824.96**	33.39	0.57%	168.04	2.88%	-	
Luggage and handbags and packs and	5312	**307.96**	63.20	20.52%	-		-	
Personal care products	5313	**42,724.69**	421.38	0.99%	103.59	0.24%	-	
Sewing supplies and accessories	5314	**17.26**	-		5.42	31.37%	-	
Timepieces, jewelry and gemstones		**47.40**	**12.59**	**26.57%**	**-**		**-**	
Unspecified at family level		**31.93**	12.59	39.44%	-		-	
Timepieces	5411	**15.47**	-		-		-	
Published products		**81,058.05**	**3,227.53**	**3.98%**	**3,121.44**	**3.85%**	**42.99**	**0.05%**
Unspecified at family level		**49,393.86**	0.05	0.00%	-		-	
Printed media	5510	**24,835.41**	1,675.00	6.74%	3,099.00	12.48%	42.99	0.17%
Electronic reference material	5511	**1,042.34**	363.92	34.91%	-		-	
Signage and accessories	5512	**5,786.43**	1,188.57	20.54%	22.44	0.39%	-	
Furniture		**64,564.13**	**11,080.62**	**17.16%**	**2,779.59**	**4.31%**	**14.69**	**0.02%**
Unspecified at family level		**2,838.80**	120.98	4.26%	2,677.70	94.33%	3.71	0.13%
Accommodation furniture	5610	**50,028.85**	5,734.18	11.46%	101.89	0.20%	10.98	0.02%
Commercial and industrial furniture	5611	**8,232.71**	5,214.38	63.34%	-		-	
Classroom and instructional and ins	5612	**3,038.85**	-		-		-	
Merchandising furniture and accesso	5613	**240.44**	11.09	4.61%	-		-	
Decorative adornments	5614	**184.48**	-		-		-	
Musical instruments and arts and crafts		**90,178.21**	**7.40**	**0.01%**	**804.93**	**0.89%**	**-**	
Unspecified at family level		**78,654.73**	3.56	0.00%	-		-	
Developmental and professional teac	6010	**10,604.07**	-		366.32	3.45%	-	
Classroom decoratives and supplies	6011	**309.64**	-		309.64	100.00%	-	
Arts and crafts equipment and acces	6012	**228.60**	-		101.51	44.41%	-	
Musical Instruments and parts and a	6013	**376.42**	3.32	0.88%	27.45	7.29%	-	
Toys and games	6014	**4.74**	0.51	10.85%	-		-	
Financial instruments products		**250.22**	**-**		**-**		**-**	
Unspecified at family level		**0.01**	-		-		-	
Securities	6411	**4.39**	-		-		-	
Insurable interest contracts	6412	**16.29**	-		-		-	
General agreements and contracts	6413	**229.53**	-		-		-	
Farming, fishing, forestry services		**33,059.42**	**48.89**	**0.15%**	**-**		**-**	
Unspecified at family level		**67.58**	48.89	72.34%	-		-	

Spend at family level (Thousand USD)	Family	Total	UNPD	%	UNRWA	%	UNU	%
Fisheries and aquaculture	7010	**1,133.36**	-		-		-	
Horticulture	7011	**7,044.89**	-		-		-	
Livestock services	7012	**1,894.40**	-		-		-	
Land and soil preparation and manag	7013	**422.14**	-		-		-	
Crop production and management and	7014	**1,691.51**	-		-		-	
Forestry	7015	**2,684.91**	-		-		-	
Wildlife and flora	7016	**527.88**	-		-		-	
Water resources development and ove	7017	**17,592.73**	-		-		-	
Mining, oil and gas services		**1,190.56**	**-**		**-**		**-**	
Mining services	7110	**10.98**	-		-		-	
Oil and gas exploration services	7111	**6.38**	-		-		-	
Well drilling and construction serv	7112	**423.03**	-		-		-	
Oil and gas data management and pro	7115	**739.72**	-		-		-	
Oil and gas well project management	7116	**10.44**	-		-		-	
Building and maintenance services		**1,302,987.43**	**208,414.79**	**16.00%**	**46,609.71**	**3.58%**	**264.86**	**0.02%**
Unspecified at family level		**248,129.38**	8,215.86	3.31%	-		-	
Building and facility maintenance a	7210	**572,229.82**	28,087.80	4.91%	15,877.61	2.77%	264.86	0.05%
Residential building construction s	7211	**24,637.86**	-		12,696.92	51.53%	-	
Nonresidential building constructio	7212	**229,589.33**	63,501.84	27.66%	16,598.06	7.23%	-	
Heavy construction services	7214	**71,326.56**	16,086.67	22.55%	-		-	
Specialized trade construction and	7215	**157,074.48**	92,522.63	58.90%	1,437.13	0.91%	-	
Industrial manufacturing services		**73,032.43**	**8,541.35**	**11.70%**	**-**		**-**	
Unspecified at family level		**170.52**	-		-		-	
Plastic and chemical industries	7310	**820.95**	-		-		-	
Wood and paper industries	7311	**112.18**	-		-		-	
Metal and mineral industries	7312	**21.25**	-		-		-	
Food and beverage industries	7313	**481.24**	-		-		-	
Fibers and textiles and fabric indu	7314	**169.66**	22.23	13.10%	-		-	
Manufacturing support services	7315	**28,875.72**	8,500.77	29.44%	-		-	
Machinery and transport equipment m	7316	**62.26**	-		-		-	
Manufacture of electrical goods and	7317	**29.00**	-		-		-	
Machining and processing services	7318	**42,289.65**	18.35	0.04%	-		-	
Industrial cleaning services		**93,509.67**	**38,334.75**	**41.00%**	**2,324.37**	**2.49%**	**50.50**	**0.05%**
Unspecified at family level		**656.28**	-		-		-	
Decontamination services	7610	**1,162.38**	-		631.71	54.35%	-	
Cleaning and janitorial services	7611	**74,584.72**	30,256.20	40.57%	357.59	0.48%	50.50	0.07%
Refuse disposal and treatment	7612	**13,375.67**	8,078.55	60.40%	1,335.07	9.98%	-	
Toxic and hazardous waste cleanup	7613	**3,730.63**	-		-		-	
Environmental services		**93,142.64**	**139.65**	**0.15%**	**-**		**40.97**	**0.04%**
Unspecified at family level		**585.98**	-		-		-	
Environmental management	7710	**71,821.56**	-		-		40.97	0.06%
Environmental protection	7711	**11,264.91**	-		-		-	
Pollution tracking and monitoring a	7712	**7,946.40**	139.65	1.76%	-		-	
Pollutants tracking and monitoring	7713	**1,523.79**	-		-		-	
Transportation, storage, mail services		**2,323,126.23**	**613,513.12**	**26.41%**	**10,954.79**	**0.47%**	**2,104.16**	**0.09%**
Unspecified at family level		**159,440.80**	-		-		-	
Mail and cargo transport	7810	**1,065,640.63**	120,906.52	11.35%	1,700.80	0.16%	31.17	0.00%
Passenger transport	7811	**644,232.06**	465,483.93	72.25%	1,337.07	0.21%	2,067.23	0.32%
Material packing and handling	7812	**28,509.73**	387.81	1.36%	2,724.99	9.56%	-	
Storage	7813	**63,027.93**	1,585.61	2.52%	2,471.71	3.92%	-	
Transport services	7814	**328,243.09**	21,414.48	6.52%	2,553.23	0.78%	5.76	0.00%
Transportation repair or maintenanc	7818	**34,031.99**	3,734.77	10.97%	166.99	0.49%	-	
Management and admin services		**1,809,281.45**	**149,866.00**	**8.28%**	**8,354.88**	**0.46%**	**635.76**	**0.04%**
Unspecified at family level		**208,588.42**	1,060.52	0.51%	221.22	0.11%	-	
Management advisory services	8010	**307,937.35**	10,177.09	3.30%	878.70	0.29%	8.46	0.00%
Human resources services	8011	**126,426.13**	2,132.39	1.69%	559.06	0.44%	50.80	0.04%
Legal services	8012	**9,301.45**	4,297.68	46.20%	282.15	3.03%	-	
Real estate services	8013	**370,614.29**	126,863.55	34.23%	1,854.67	0.50%	524.24	0.14%
Marketing and distribution	8014	**90,915.85**	280.47	0.31%	-		-	
Trade policy and services	8015	**4,673.95**	-		4,360.61	93.30%	-	
Business administration services	8016	**682,227.22**	5,054.30	0.74%	198.48	0.03%	52.26	0.01%
Public relations and professional c	8017	**8,596.80**	-		-		-	
Engineering and research services		**1,279,417.52**	**221,782.35**	**17.33%**	**6,449.99**	**0.50%**	**226.07**	**0.02%**
Unspecified at family level		**170,466.91**	-		-		-	
Professional engineering services	8110	**376,795.77**	9,078.83	2.41%	232.86	0.06%	-	
Computer services	8111	**455,102.41**	133,991.19	29.44%	4,636.59	1.02%	226.07	0.05%
Economics	8112	**5,134.64**	-		-		-	
Statistics	8113	**15,079.89**	133.18	0.88%	-		-	
Manufacturing technologies	8114	**80,829.43**	104.71	0.13%	652.30	0.81%	-	
Earth science services	8115	**6,522.04**	133.33	2.04%	-		-	
Information Technology Service Deli	8116	**169,331.15**	78,341.12	46.27%	928.24	0.55%	-	
Biological science services	8117	**155.29**	-		-		-	
Editorial, design, graphic services		**281,753.99**	**16,713.37**	**5.93%**	**2,396.35**	**0.85%**	**406.94**	**0.14%**
Unspecified at family level		**51,986.33**	-		-		-	
Advertising	8210	**11,871.33**	748.51	6.31%	552.91	4.66%	-	
Writing and translations	8211	**130,705.23**	15,671.69	11.99%	61.68	0.05%	19.18	0.01%
Reproduction services	8212	**60,784.02**	133.79	0.22%	1,359.18	2.24%	354.76	0.58%
Photographic services	8213	**6,948.54**	61.53	0.89%	257.99	3.71%	32.99	0.47%
Graphic design	8214	**18,839.53**	97.84	0.52%	164.60	0.87%	-	
Professional artists and performers	8215	**600.14**	-		-		-	
Film and theater production support	8216	**18.88**	-		-		-	
Public sector related services		**182,009.85**	**38,758.29**	**21.29%**	**787.37**	**0.43%**	**572.06**	**0.31%**
Unspecified at family level		**111.01**	-		1.01	0.91%	-	
Utilities	8310	**107,977.33**	25,332.12	23.46%	292.97	0.27%	486.06	0.45%
Telecommunications media services	8311	**46,066.71**	9,251.73	20.08%	454.36	0.99%	86.00	0.19%

Spend at family level (Thousand USD)	Family	Total	UNPD	%	UNRWA	%	UNU	%
Information services	**8312**	**27,854.80**	**4,174.45**	**14.99%**	**39.02**	**0.14%**	**-**	
Financial and insurance services		**438,376.64**	19,925.99	4.55%	10,428.61	2.38%	619.78	0.14%
Unspecified at family level		**237,173.36**	754.02	0.32%	-		-	
Development finance	8410	**63,291.74**	-		3.00	0.00%	-	
Accounting and bookkeeping services	8411	**50,280.58**	1,625.73	3.23%	65.00	0.13%	43.20	0.09%
Banking and investment	8412	**28,044.26**	15,863.84	56.57%	-		341.52	1.22%
Insurance and retirement services	8413	**58,872.59**	1,682.41	2.86%	10,360.61	17.60%	235.06	0.40%
Credit agencies	8414	**714.12**	-		-		-	
Healthcare services		**347,667.61**	**12,601.04**	**3.62%**	**11,033.49**	**3.17%**	**-**	
Unspecified at family level		**12,859.12**	230.90	1.80%	11,033.49	85.80%	-	
Comprehensive health services	8510	**278,860.49**	(4.36)	0.00%	-		-	
Disease prevention and control	8511	**22,014.91**	-		-		-	
Medical practice	8512	**26,575.38**	12,380.16	46.59%	-		-	
Medical science research and experi	8513	**374.54**	-		-		-	
Food and nutrition services	8515	**4,927.25**	-		-		-	
Medical Surgical Equipment Maintena	8516	**84.86**	(5.65)	-6.65%	-		-	
Death and dying support services	8517	**1,894.58**	-		-		-	
Diagnoses of infectious and parasit	8521	**76.12**	-		-		-	
Diagnoses of diseases of the muscul	8537	**0.34**	-		-		-	
Education and training services		**221,693.51**	**14,493.70**	**6.54%**	**2,032.64**	**0.92%**	**637.35**	**0.29%**
Unspecified at family level		**15,008.41**	56.43	0.38%	1,786.56	11.90%	637.35	4.25%
Vocational training	8610	**141,685.45**	13,760.72	9.71%	-		-	
Alternative educational systems	8611	**3,646.70**	621.60	17.05%	-		-	
Educational institutions	8612	**839.32**	-		-		-	
Specialized educational services	8613	**48,348.15**	54.95	0.11%	246.08	0.51%	-	
Educational facilities	8614	**12,165.49**	-		-		-	
Travel, food and lodging		**558,978.93**	**112,570.64**	**20.14%**	**1,804.78**	**0.32%**	**-**	
Unspecified at family level		**79,665.25**	422.57	0.53%	-		-	
Restaurants and catering	9010	**63,503.07**	10,956.16	17.25%	210.50	0.33%	-	
Hotels and lodging and meeting faci	9011	**209,099.16**	9,658.05	4.62%	484.81	0.23%	-	
Travel facilitation	9012	**205,244.42**	91,533.86	44.60%	34.13	0.02%	-	
Performing arts	9013	**12.49**	-		-		-	
Commercial sports	9014	**154.13**	-		-		-	
Entertainment services	9015	**1,300.41**	-		1,075.34	82.69%	-	
Personal and domestic services		**2,234.32**	**620.82**	**27.79%**	**91.91**	**4.11%**	**-**	
Unspecified at family level		**18.40**	-		-		-	
Personal appearance	9110	**21.83**	10.44	47.84%	-		-	
Domestic and personal assistance	9111	**2,194.09**	610.38	27.82%	91.91	4.19%	-	
Public order and security services		**321,233.13**	**85,767.72**	**26.70%**	**261.32**	**0.08%**	**1,053.45**	**0.33%**
Unspecified at family level		**35,576.53**	86.00	0.24%	-		-	
Public order and safety	9210	**10,651.12**	5,331.58	50.06%	-		-	
Military services and national defe	9211	**110,964.67**	32,706.98	29.48%	-		-	
Security and personal safety	9212	**164,040.81**	47,643.16	29.04%	261.32	0.16%	1,053.45	0.64%
Politics and civic affairs services		**304,187.52**	**1,041.49**	**0.34%**	**1,189.40**	**0.39%**	**-**	
Unspecified at family level		**1,073.85**	1,041.49	96.99%	-		-	
Political systems and institutions	9310	**657.01**	-		-		-	
Socio political conditions	9311	**0.15**	-		-		-	
International relations	9312	**61,148.50**	-		-		-	
Humanitarian aid and relief	9313	**130,984.79**	-		-		-	
Community and social services	9314	**64,793.18**	-		43.53	0.07%	-	
Public administration and finance s	9315	**41,029.66**	-		1,145.87	2.79%	-	
Taxation	9316	**1,015.60**	-		-		-	
Trade policy and regulation	9317	**3,484.80**	-		-		-	
Organizations and clubs		**23,695.20**	**70.14**	**0.30%**	**-**		**-**	
Unspecified at family level		**146.61**	70.14	47.84%	-		-	
Work related organizations	9410	**6,986.59**	-		-		-	
Civic organizations and association	9413	**16,562.00**	-		-		-	
Land, building and structures		**125,368.83**	**80,495.17**	**64.21%**	**53.00**	**0.04%**	**-**	
Land parcels	9510	**20.44**	-		-		-	
Permanent buildings and structures	9512	**22,142.25**	110.39	0.50%	-		-	
Portable buildings and structures	9513	**35,107.01**	34,364.36	97.88%	-		-	
Prefabricated buildings and structu	9514	**68,099.12**	46,020.42	67.58%	53.00	0.08%	-	

Spend at family level (Thousand USD)	Family	Total	UNV	%	UNWTO	%	UPU	%
Live plant and animal material		**83,338.40**	-		-		-	
Unspecified at family level		**2,411.93**	-		-		-	
Live animals	1010	**11,198.91**	-		-		-	
Animal feed	1012	**11,956.56**	-		-		-	
Animal containment and habitats	1013	**1,409.97**	-		-		-	
Seeds and bulbs and seedlings and c	1015	**34,917.94**	-		-		-	
Floriculture and silviculture produ	1016	**3,384.48**	-		-		-	
Fertilizers and plant nutrients and	1017	**14,573.02**	-		-		-	
Pest control products	1019	**3,467.31**	-		-		-	
Live plants of high species or vari	1021	**12.19**	-		-		-	
Live plants of low species or varie	1022	**3.14**	-		-		-	
Fresh cut floral bouquets	1034	**2.94**	-		-		-	
Mineral and textile materials		**13,468.08**	-		-		-	
Unspecified at family level		**-3.76**	-		-		-	
Minerals and ores and metals	1110	**421.79**	-		-		-	
Earth and stone	1111	**7,940.63**	-		-		-	
Non edible plant and forestry produ	1112	**4,352.47**	-		-		-	
Non edible animal products	1113	**22.41**	-		-		-	
Scrap and waste materials	1114	**6.02**	-		-		-	
Fibers and threads and yarns	1115	**256.52**	-		-		-	
Fabrics and leather materials	1116	**469.63**	-		-		-	
Alloys	1117	**1.14**	-		-		-	
Metal waste scrap and by products	1119	**1.24**	-		-		-	
Chemicals		**8,360.18**	-		-		-	
Unspecified at family level		**479.19**	-		-		-	
Explosive materials	1213	**424.53**	-		-		-	
Elements and gases	1214	**6,156.38**	-		-		-	
Additives	1216	**842.03**	-		-		-	
Colorants	1217	**36.25**	-		-		-	
Waxes and oils	1218	**376.04**	-		-		-	
Solvents	1219	**3.03**	-		-		-	
Compounds and mixtures	1235	**42.72**	-		-		-	
Resin, rubber, elastomeric material		**294.08**	-		-		-	
Unspecified at family level		**30.32**	-		-		-	
Rubber and elastomers	1310	**29.34**	-		-		-	
Resins and rosins and other resin d	1311	**234.42**	-		-		-	
Paper materials and products		**12,529.34**	-		**28.81**	**0.23%**	**22.22**	**0.18%**
Unspecified at family level		**1,403.60**	-		-		-	
Paper materials	1410	**333.08**	-		-		-	
Paper products	1411	**10,028.14**	-		28.81	0.29%	3.07	0.03%
Industrial use papers	1412	**764.52**	-		-		19.15	2.51%
Fuels and lubricants etc.		**611,690.77**	-		-		**182.03**	**0.03%**
Unspecified at family level		**10,046.90**	-		-		-	
Fuels	1510	**598,349.29**	-		-		182.03	0.03%
Gaseous fuels and additives	1511	**276.68**	-		-		-	
Lubricants and oils and greases and	1512	**3,017.89**	-		-		-	
Mining and well drilling equipment		**6,025.39**	-		-		-	
Mining and quarrying machinery and	2010	**2,050.05**	-		-		-	
Well drilling and operation equipme	2011	**1,535.96**	-		-		-	
Oil and gas drilling and exploratio	2012	**2,342.99**	-		-		-	
Oil and gas operating and productio	2014	**96.39**	-		-		-	
Farming, fishing equipment		**40,332.85**	-		-		-	
Unspecified at family level		**63.34**	-		-		-	
Agricultural and forestry and lands	2110	**32,545.54**	-		-		-	
Fishing and aquaculture equipment	2111	**7,723.98**	-		-		-	
Building and construction machinery		**11,779.89**	-		-		**15.72**	**0.13%**
Unspecified at family level		**5,123.70**	-		-		-	
Heavy construction machinery and eq	2210	**6,656.19**	-		-		15.72	0.24%
Industrial manufacturing machinery		**13,603.04**	**2.20**	**0.02%**	-		**5.98**	**0.04%**
Unspecified at family level		**398.39**	-		-		-	
Raw materials processing machinery	2310	**1,815.26**	-		-		-	
Petroleum processing machinery	2311	**30.00**	-		-		-	
Textile and fabric machinery and ac	2312	**1,556.87**	-		-		-	
Lapidary machinery and equipment	2313	**31.11**	-		-		-	
Leatherworking repairing machinery	2314	**535.51**	-		-		-	
Industrial process machinery and eq	2315	**2,924.64**	-		-		5.08	0.17%
Foundry machines and equipment and	2316	**5.80**	-		-		-	
Industrial food and beverage equipm	2318	**1,171.89**	-		-		-	
Mixers and their parts and accessor	2319	**7.47**	-		-		-	
Mass transfer equipment	2320	**160.53**	-		-		-	
Electronic manufacturing machinery	2321	**62.31**	-		-		0.89	1.43%
Chicken processing machinery and eq	2322	**1.93**	-		-		-	
Sawmilling and lumber processing ma	2323	**40.89**	-		-		-	
Metal cutting machinery and accesso	2324	**2,219.81**	-		-		-	
Metal forming machinery and accesso	2325	**449.49**	-		-		-	
Rapid prototyping machinery and acc	2326	**22.20**	-		-		-	
Welding and soldering and brazing m	2327	**155.83**	-		-		-	
Metal treatment machinery	2328	**41.12**	-		-		-	
Industrial machine tools	2329	**1,943.67**	-		-		-	
Wire machinery and equipment	2330	**28.33**	2.20	7.77%	-		-	
Material handling machinery		**84,770.84**	-		**2.95**	**0.00%**	**16.44**	**0.02%**
Unspecified at family level		**11,920.30**	-		-		-	
Material handling machinery and equ	2410	**11,662.01**	-		-		16.44	0.14%
Containers and storage	2411	**40,875.67**	-		-		-	
Packaging materials	2412	**3,245.71**	-		2.95	0.09%	-	

Spend at family level (Thousand USD)	Family	Total	UNV	%	UNWTO	%	UPU	%
Industrial refrigeration	2413	**6,185.05**	-		-		-	
Packing supplies	2414	**10,882.10**	-		-		-	
Motor vehicles and parts		**443,128.27**	-		-		**2.16**	**0.00%**
Unspecified at family level		**20,278.15**	-		-		-	
Motor vehicles	2510	**359,951.08**	-		-		2.16	0.00%
Marine transport	2511	**5,392.06**	-		-		-	
Railway and tramway machinery and e	2512	**61.21**	-		-		-	
Aircraft	2513	**614.53**	-		-		-	
Spacecraft	2515	**0.07**	-		-		-	
Non motorized cycles	2516	**1,160.93**	-		-		-	
Transportation components and syste	2517	**40,117.95**	-		-		-	
Vehicle bodies and trailers	2518	**3,957.32**	-		-		-	
Transportation services equipment	2519	**11,579.14**	-		-		-	
Aerospace systems and components an	2520	**15.83**	-		-		-	
Power generation machinery		**106,646.24**	-		-		**4.62**	**0.00%**
Unspecified at family level		**2.06**	-		-		-	
Power sources	2610	**9,441.25**	-		-		2.17	0.02%
Batteries and generators and kineti	2611	**67,174.57**	-		-		-	
Electrical wire and cable and harne	2612	**6,613.93**	-		-		2.45	0.04%
Power generation	2613	**17,909.39**	-		-		-	
Atomic and nuclear energy machinery	2614	**5,505.05**	-		-		-	
Tools and general machinery		**133,979.47**	-		-		**46.85**	**0.03%**
Unspecified at family level		**111,770.66**	-		-		-	
Hand tools	2711	**21,295.71**	-		-		46.85	0.22%
Hydraulic machinery and equipment	2712	**548.69**	-		-		-	
Pneumatic machinery and equipment	2713	**129.78**	-		-		-	
Automotive specialty tools	2714	**234.63**	-		-		-	
Structures, construction components		**155,715.89**	-		-		**11.00**	**0.01%**
Unspecified at family level		**78,988.75**	-		-		-	
Structural components and basic sha	3010	**6,617.42**	-		-		-	
Concrete and cement and plaster	3011	**5,976.89**	-		-		0.66	0.01%
Roads and landscape	3012	**5,802.32**	-		-		-	
Structural building products	3013	**11,782.85**	-		-		-	
Insulation	3014	**511.96**	-		-		-	
Exterior finishing materials	3015	**12,741.36**	-		-		-	
Interior finishing materials	3016	**2,624.15**	-		-		8.97	0.34%
Doors and windows and glass	3017	**2,867.12**	-		-		-	
Plumbing fixtures	3018	**1,313.31**	-		-		1.37	0.10%
Construction and maintenance suppor	3019	**1,527.65**	-		-		-	
Portable Structure Building Compone	3024	**405.37**	-		-		-	
Structural materials	3026	**24,556.73**	-		-		-	
Manufacturing components		**8,425.01**	-		-		**3.81**	**0.05%**
Unspecified at family level		**12.04**	-		-		-	
Moldings	3114	**11.79**	-		-		-	
Rope and chain and cable and wire a	3115	**1,297.23**	-		-		-	
Hardware	3116	**1,003.54**	-		-		3.81	0.38%
Bearings and bushings and wheels an	3117	**58.32**	-		-		-	
Grinding and polishing and smoothin	3119	**11.55**	-		-		-	
Adhesives and sealants	3120	**364.39**	-		-		-	
Paints and primers and finishes	3121	**903.95**	-		-		-	
Industrial optics	3124	**8.24**	-		-		-	
Pneumatic and hydraulic and electri	3125	**2,556.54**	-		-		-	
Housings and cabinets and casings	3126	**109.56**	-		-		-	
Fabricated pipe assemblies	3131	**2,071.47**	-		-		-	
Gaskets	3140	**12.50**	-		-		-	
Seals	3141	**3.90**	-		-		-	
Electronic components		**723.38**	-		-		-	
Unspecified at family level		**86.19**	-		-		-	
Printed circuits and integrated cir	3210	**116.01**	-		-		-	
Passive discrete components	3212	**61.52**	-		-		-	
Electronic hardware and component p	3213	**306.28**	-		-		-	
Automation control devices and comp	3215	**153.38**	-		-		-	
Electrical systems components		**62,510.46**	**32.63**	**0.05%**	**2.59**	**0.00%**	**170.81**	**0.27%**
Unspecified at family level		**51.30**	-		-		-	
Lamps and lightbulbs and lamp compo	3910	**28,891.68**	11.95	0.04%	-		-	
Lighting Fixtures and Accessories	3911	**8,911.38**	-		2.59	0.03%	-	
Electrical equipment and components	3912	**21,770.09**	20.68	0.10%	-		170.81	0.78%
Electrical wire management devices	3913	**2,886.01**	-		-		-	
Distribution equipment		**39,384.95**	-		-		**2.24**	**0.01%**
Heating and ventilation and air cir	4010	**23,440.28**	-		-		0.40	0.00%
Fluid and gas distribution	4014	**428.87**	-		-		-	
Industrial pumps and compressors	4015	**10,833.96**	-		-		1.84	0.02%
Industrial filtering and purificati	4016	**1,263.17**	-		-		-	
Pipe piping and pipe fittings	4017	**3,401.40**	-		-		-	
Tubes tubing and tube fittings	4018	**17.26**	-		-		-	
Laboratory and testing equipment		**230,451.73**	-		-		-	
Unspecified at family level		**5,893.36**	-		-		-	
Laboratory and scientific equipment	4110	**144,731.13**	-		-		-	
Measuring and observing and testing	4111	**56,815.97**	-		-		-	
Laboratory supplies and fixtures	4112	**23,011.28**	-		-		-	
Medical equipment		**735,687.00**	-		-		-	
Unspecified at family level		**263,973.36**	-		-		-	
Veterinary equipment and supplies	4212	**6,334.51**	-		-		-	
Medical apparel and textiles	4213	**475.62**	-		-		-	
Patient care and treatment products	4214	**65,178.11**	-		-		-	

Spend at family level (Thousand USD)	Family	Total	UNV	%	UNWTO	%	UPU	%
Dental equipment and supplies	4215	**286.87**	-		-		-	
Dialysis equipment and supplies	4216	**1.50**	-		-		-	
Mobile medical services products	4217	**83,664.59**	-		-		-	
Patient exam and monitoring product	4218	**15,097.46**	-		-		-	
Medical facility products	4219	**41,223.20**	-		-		-	
Medical diagnostic imaging and nucl	4220	**12,703.78**	-		-		-	
Independent living aids for the phy	4221	**18,732.49**	-		-		-	
Intravenous and arterial administra	4222	**178.57**	-		-		-	
Clinical nutrition	4223	**220,443.85**	-		-		-	
Orthopedic and prosthetic and sport	4224	**2,510.16**	-		-		-	
Physical and occupational therapy a	4225	**11.81**	-		-		-	
Postmortem and mortuary equipment a	4226	**0.60**	-		-		-	
Respiratory and anesthesia and resu	4227	**1,201.88**	-		-		-	
Medical cleaning and sterilization	4228	**760.77**	-		-		-	
Surgical products	4229	**928.70**	-		-		-	
Medical training and education supp	4230	**1,694.12**	-		-		-	
Wound care products	4231	**285.04**	-		-		-	
IT and communications equipment		**626,104.44**	**327.84**	**0.05%**	**84.98**	**0.01%**	**331.27**	**0.05%**
Unspecified at family level		**13,588.65**	-		-		-	
Communications Devices and Accessor	4319	**24,518.50**	1.52	0.01%	-		-	
Components for information technolo	4320	**32,586.61**	-		-		-	
Computer Equipment and Accessories	4321	**336,560.44**	29.24	0.01%	64.72	0.02%	331.27	0.10%
Data Voice or Multimedia Network Eq	4322	**114,007.93**	267.95	0.24%	0.69	0.00%	-	
Software	4323	**104,842.31**	29.13	0.03%	19.57	0.02%	-	
Office equipment		**146,880.05**	**-**		**24.01**	**0.02%**	**121.36**	**0.08%**
Unspecified at family level		**60,011.62**	-		-		1.12	0.00%
Office machines and their supplies	4410	**42,535.12**	-		1.70	0.00%	115.88	0.27%
Office and desk accessories	4411	**5,818.01**	-		14.52	0.25%	-	
Office supplies	4412	**38,515.29**	-		7.79	0.02%	4.36	0.01%
Printing, photo and AV equipment		**29,630.86**	**214.48**	**0.72%**	**1.65**	**0.01%**	**-**	
Unspecified at family level		**635.13**	-		-		-	
Printing and publishing equipment	4510	**3,727.99**	2.78	0.07%	0.81	0.02%	-	
Audio and visual presentation and c	4511	**10,827.98**	178.21	1.65%	0.44	0.00%	-	
Photographic or filming or video eq	4512	**13,975.49**	33.48	0.24%	0.39	0.00%	-	
Photographic and recording media	4513	**259.79**	-		-		-	
Photographic filmmaking supplies	4514	**204.48**	-		-		-	
Security and safety equipment		**46,505.33**	**5.12**	**0.01%**	**-**		**0.10**	**0.00%**
Unspecified at family level		**171.93**	-		-		-	
Light weapons and ammunition	4610	**9,664.44**	-		-		-	
Conventional war weapons	4611	**5.39**	-		-		-	
Rockets and subsystems	4613	**0.65**	-		-		-	
Law enforcement	4615	**9,413.55**	5.12	0.05%	-		-	
Public safety and control	4616	**519.92**	-		-		-	
Security surveillance and detection	4617	**12,888.08**	-		-		0.10	0.00%
Personal safety and protection	4618	**7,450.99**	-		-		-	
Fire protection	4619	**2,017.19**	-		-		-	
Defense and law enforcement and sec	4620	**129.30**	-		-		-	
Workplace safety equipment and supp	4621	**1,311.23**	-		-		-	
Military weapon and ammunition disa	4622	**2,932.66**	-		-		-	
Cleaning equipment		**27,853.90**	**-**		**14.89**	**0.05%**	**100.91**	**0.36%**
Unspecified at family level		**158.34**	-		-		-	
Water and wastewater treatment supp	4710	**13,668.98**	-		-		4.31	0.03%
Industrial laundry and dry cleaning	4711	**763.52**	-		-		-	
Janitorial equipment	4712	**1,293.36**	-		-		96.60	7.47%
Cleaning and janitorial supplies	4713	**11,969.71**	-		14.89	0.12%	-	
Services industry equipment		**23,093.57**	**6.72**	**0.03%**	**5.79**	**0.03%**	**-**	
Unspecified at family level		**3.75**	-		-		-	
Institutional food services equipme	4810	**23,071.12**	6.72	0.03%	-		-	
Vending machines	4811	**5.79**	-		5.79	100.00%	-	
Funeral equipment and materials	4813	**12.91**	-		-		-	
Sports and recreational equipment		**66,276.90**	**-**		**31.03**	**0.05%**	**-**	
Unspecified at family level		**93.54**	-		-		-	
Collectibles and awards	4910	**5,211.96**	-		31.03	0.60%	-	
Camping and outdoor equipment and a	4912	**58,078.14**	-		-		-	
Fishing and hunting equipment	4913	**145.26**	-		-		-	
Field and court sports equipment	4916	**452.81**	-		-		-	
Gymnastics and boxing equipment	4917	**70.66**	-		-		-	
Target and table games and equipmen	4918	**91.06**	-		-		-	
Fitness equipment	4920	**962.12**	-		-		-	
Other sports	4921	**88.46**	-		-		-	
Sports equipment and accessories	4922	**1,065.40**	-		-		-	
Recreation and playground and swimm	4924	**17.49**	-		-		-	
Food and beverage products		**1,893,768.83**	**-**		**-**		**0.60**	**0.00%**
Unspecified at family level		**4,304.60**	-		-		0.23	0.01%
Nuts and seeds	5010	**670.59**	-		-		-	
Meat and poultry products	5011	**2,810.40**	-		-		-	
Seafood	5012	**4,941.36**	-		-		-	
Dairy products and eggs	5013	**36,397.59**	-		-		-	
Edible oils and fats	5015	**178,857.76**	-		-		-	
Chocolate and sugars and sweeteners	5016	**38,589.77**	-		-		-	
Seasonings and preservatives	5017	**3,802.14**	-		-		-	
Bread and bakery products	5018	**6,220.40**	-		-		-	
Prepared and preserved foods	5019	**410,790.67**	-		-		-	
Beverages	5020	**2,505.14**	-		-		0.37	0.01%
Tobacco and smoking products and su	5021	**2.32**	-		-		-	

Spend at family level (Thousand USD)	Family	Total	UNV	%	UNWTO	%	UPU	%
Cereal and pulse products	5022	**640,320.69**	-		-		-	
Fresh fruits	5030	**140.65**	-		-		-	
Organic fresh fruits	5031	**22.29**	-		-		-	
Dried fruit	5032	**614.74**	-		-		-	
Frozen fruit	5034	**4.43**	-		-		-	
Canned or jarred organic fruit	5037	**8.08**	-		-		-	
Fresh fruit purees	5038	**3.95**	-		-		-	
Fresh vegetables	5040	**242,104.62**	-		-		-	
Dried vegetables	5042	**11,388.86**	-		-		-	
Canned or jarred vegetables	5046	**1,553.91**	-		-		-	
Nutritional supplements	5050	**307,713.87**	-		-		-	
Pharmaceuticals, contraceptives, vaccines		**2,641,368.85**	**-**		**-**		**-**	
Unspecified at family level		**1,586,924.47**	-		-		-	
Amebicides and trichomonacides and	5110	**137,796.03**	-		-		-	
Antiarrythmics and antianginals and	5112	**741.70**	-		-		-	
Hematolic drugs	5113	**5,303.12**	-		-		-	
Central nervous system drugs	5114	**1,163.92**	-		-		-	
Autonomic nervous system drugs	5115	**145.31**	-		-		-	
Drugs affecting the respiratory tra	5116	**3,864.91**	-		-		-	
Drugs affecting the gastrointestina	5117	**395.94**	-		-		-	
Hormones and hormone antagonists	5118	**120,553.14**	-		-		-	
Agents affecting water and electrol	5119	**3,543.99**	-		-		-	
Immunomodulating drugs	5120	**601,757.54**	-		-		-	
Drugs affecting the ears, eye, nose	5124	**404.77**	-		-		-	
Anaesthetic drugs and related adjun	5127	**17.62**	-		-		-	
Antibacterials	5128	**6,893.71**	-		-		-	
Antifungal drugs	5130	**833.90**	-		-		-	
Antihistamines or H1 blockers	5131	**2.02**	-		-		-	
Antipsychotics	5133	**19.86**	-		-		-	
Antiviral drugs	5134	**46,048.43**	-		-		-	
Estrogens and progestins and intern	5135	**121,182.54**	-		-		-	
Controlled substance analgesics	5137	**37.60**	-		-		-	
Nonsteroidal anti inflammatory drug	5138	**1.34**	-		-		-	
Vasodilators	5141	**2.70**	-		-		-	
Corticosteroids	5142	**27.57**	-		-		-	
Antihypertensive drugs	5143	**3,407.18**	-		-		-	
Radiopharmaceuticals and contrast m	5144	**95.27**	-		-		-	
Anthelmintics	5145	**138.70**	-		-		-	
Antiseptics	5147	**65.57**	-		-		-	
Domestic appliances and electronics		**128,602.34**	**102.39**	**0.08%**	**-**		**11.99**	**0.01%**
Unspecified at family level		**4,331.40**	-		-		-	
Floor coverings	5210	**198.29**	-		-		-	
Bedclothes and table and kitchen li	5212	**50,057.83**	-		-		-	
Window treatments	5213	**868.75**	-		-		-	
Domestic appliances	5214	**43,011.17**	-		-		7.13	0.02%
Domestic kitchenware and kitchen su	5215	**17,560.24**	-		-		-	
Consumer electronics	5216	**12,574.67**	102.39	0.81%	-		4.86	0.04%
Apparel, luggage and personal care		**126,776.03**	**-**		**-**		**2.48**	**0.00%**
Unspecified at family level		**35,716.66**	-		-		0.94	0.00%
Clothing	5310	**42,184.49**	-		-		-	
Footwear	5311	**5,824.96**	-		-		-	
Luggage and handbags and packs and	5312	**307.96**	-		-		-	
Personal care products	5313	**42,724.69**	-		-		1.54	0.00%
Sewing supplies and accessories	5314	**17.26**	-		-		-	
Timepieces, jewelry and gemstones		**47.40**	**-**		**-**		**-**	
Unspecified at family level		**31.93**	-		-		-	
Timepieces	5411	**15.47**	-		-		-	
Published products		**81,058.05**	**15.43**	**0.02%**	**5.29**	**0.01%**	**1.06**	**0.00%**
Unspecified at family level		**49,393.86**	-		-		0.27	0.00%
Printed media	5510	**24,835.41**	11.95	0.05%	-		0.79	0.00%
Electronic reference material	5511	**1,042.34**	-		0.66	0.06%	-	
Signage and accessories	5512	**5,786.43**	3.49	0.06%	4.64	0.08%	-	
Furniture		**64,564.13**	**68.38**	**0.11%**	**30.89**	**0.05%**	**14.61**	**0.02%**
Unspecified at family level		**2,838.80**	-		-		-	
Accommodation furniture	5610	**50,028.85**	68.38	0.14%	3.01	0.01%	14.61	0.03%
Commercial and industrial furniture	5611	**8,232.71**	-		-		-	
Classroom and instructional and ins	5612	**3,038.85**	-		23.14	0.76%	-	
Merchandising furniture and accesso	5613	**240.44**	-		4.74	1.97%	-	
Decorative adornments	5614	**184.48**	-		-		-	
Musical instruments and arts and crafts		**90,178.21**	**-**		**7.20**	**0.01%**	**0.13**	**0.00%**
Unspecified at family level		**78,654.73**	-		-		-	
Developmental and professional teac	6010	**10,604.07**	-		6.79	0.06%	0.13	0.00%
Classroom decoratives and supplies	6011	**309.64**	-		-		-	
Arts and crafts equipment and acces	6012	**228.60**	-		0.41	0.18%	-	
Musical Instruments and parts and a	6013	**376.42**	-		-		-	
Toys and games	6014	**4.74**	-		-		-	
Financial instruments products		**250.22**	**-**		**-**		**4.26**	**1.70%**
Unspecified at family level		**0.01**	-		-		-	
Securities	6411	**4.39**	-		-		-	
Insurable interest contracts	6412	**16.29**	-		-		4.26	26.18%
General agreements and contracts	6413	**229.53**	-		-		-	
Farming, fishing, forestry services		**33,059.42**	**-**		**0.75**	**0.00%**	**-**	
Unspecified at family level		**67.58**	-		-		-	

Spend at family level (Thousand USD)	Family	Total	UNV	%	UNWTO	%	UPU	%
Fisheries and aquaculture	7010	**1,133.36**	-		-		-	
Horticulture	7011	**7,044.89**	-		-		-	
Livestock services	7012	**1,894.40**	-		-		-	
Land and soil preparation and manag	7013	**422.14**	-		-		-	
Crop production and management and	7014	**1,691.51**	-		0.75	0.04%	-	
Forestry	7015	**2,684.91**	-		-		-	
Wildlife and flora	7016	**527.88**	-		-		-	
Water resources development and ove	7017	**17,592.73**	-		-		-	
Mining, oil and gas services		**1,190.56**	**-**		**1.97**	**0.17%**	**11.48**	**0.96%**
Mining services	7110	**10.98**	-		-		0.98	8.95%
Oil and gas exploration services	7111	**6.38**	-		-		-	
Well drilling and construction serv	7112	**423.03**	-		-		10.50	2.48%
Oil and gas data management and pro	7115	**739.72**	-		1.97	0.27%	-	
Oil and gas well project management	7116	**10.44**	-		-		-	
Building and maintenance services		**1,302,987.43**	**41.35**	**0.00%**	**122.61**	**0.01%**	**168.29**	**0.01%**
Unspecified at family level		**248,129.38**	-		-		1.90	0.00%
Building and facility maintenance a	7210	**572,229.82**	-		121.31	0.02%	119.09	0.02%
Residential building construction s	7211	**24,637.86**	-		-		-	
Nonresidential building constructio	7212	**229,589.33**	-		-		10.70	0.00%
Heavy construction services	7214	**71,326.56**	-		-		-	
Specialized trade construction and	7215	**157,074.48**	41.35	0.03%	1.30	0.00%	36.60	0.02%
Industrial manufacturing services		**73,032.43**	**21.98**	**0.03%**	**0.11**	**0.00%**	**24.68**	**0.03%**
Unspecified at family level		**170.52**	-		-		-	
Plastic and chemical industries	7310	**820.95**	-		-		1.96	0.24%
Wood and paper industries	7311	**112.18**	-		0.11	0.10%	-	
Metal and mineral industries	7312	**21.25**	-		-		21.25	100.00%
Food and beverage industries	7313	**481.24**	-		-		-	
Fibers and textiles and fabric indu	7314	**169.66**	-		-		1.42	0.84%
Manufacturing support services	7315	**28,875.72**	21.98	0.08%	-		-	
Machinery and transport equipment m	7316	**62.26**	-		-		-	
Manufacture of electrical goods and	7317	**29.00**	-		-		0.06	0.20%
Machining and processing services	7318	**42,289.65**	-		-		-	
Industrial cleaning services		**93,509.67**	**-**		**111.23**	**0.12%**	**11.56**	**0.01%**
Unspecified at family level		**656.28**	-		-		-	
Decontamination services	7610	**1,162.38**	-		-		5.07	0.44%
Cleaning and janitorial services	7611	**74,584.72**	-		108.20	0.15%	6.30	0.01%
Refuse disposal and treatment	7612	**13,375.67**	-		3.02	0.02%	0.18	0.00%
Toxic and hazardous waste cleanup	7613	**3,730.63**	-		-		-	
Environmental services		**93,142.64**	**-**		**-**		**5.07**	**0.01%**
Unspecified at family level		**585.98**	-		-		-	
Environmental management	7710	**71,821.56**	-		-		5.07	0.01%
Environmental protection	7711	**11,264.91**	-		-		-	
Pollution tracking and monitoring a	7712	**7,946.40**	-		-		-	
Pollutants tracking and monitoring	7713	**1,523.79**	-		-		-	
Transportation, storage, mail services		**2,323,126.23**	**771.06**	**0.03%**	**64.90**	**0.00%**	**139.07**	**0.01%**
Unspecified at family level		**159,440.80**	-		-		66.44	0.04%
Mail and cargo transport	7810	**1,065,640.63**	343.35	0.03%	55.77	0.01%	69.50	0.01%
Passenger transport	7811	**644,232.06**	422.07	0.07%	0.82	0.00%	3.14	0.00%
Material packing and handling	7812	**28,509.73**	-		1.12	0.00%	-	
Storage	7813	**63,027.93**	-		-		-	
Transport services	7814	**328,243.09**	5.64	0.00%	-		-	
Transportation repair or maintenanc	7818	**34,031.99**	-		7.19	0.02%	-	
Management and admin services		**1,809,281.45**	**5,172.30**	**0.29%**	**126.80**	**0.01%**	**10,029.52**	**0.55%**
Unspecified at family level		**208,588.42**	-		33.67	0.02%	287.25	0.14%
Management advisory services	8010	**307,937.35**	-		7.95	0.00%	4,942.33	1.60%
Human resources services	8011	**126,426.13**	-		4.75	0.00%	4,702.93	3.72%
Legal services	8012	**9,301.45**	-		0.39	0.00%	3.81	0.04%
Real estate services	8013	**370,614.29**	-		-		-	
Marketing and distribution	8014	**90,915.85**	0.06	0.00%	5.83	0.01%	20.57	0.02%
Trade policy and services	8015	**4,673.95**	-		-		-	
Business administration services	8016	**682,227.22**	5,172.24	0.76%	32.36	0.00%	-	
Public relations and professional c	8017	**8,596.80**	-		41.84	0.49%	72.63	0.84%
Engineering and research services		**1,279,417.52**	**1,036.58**	**0.08%**	**1,038.81**	**0.08%**	**1,071.94**	**0.08%**
Unspecified at family level		**170,466.91**	-		-		-	
Professional engineering services	8110	**376,795.77**	-		-		-	
Computer services	8111	**455,102.41**	958.26	0.21%	300.79	0.07%	185.14	0.04%
Economics	8112	**5,134.64**	-		463.20	9.02%	-	
Statistics	8113	**15,079.89**	-		-		-	
Manufacturing technologies	8114	**80,829.43**	-		17.97	0.02%	877.11	1.09%
Earth science services	8115	**6,522.04**	-		-		-	
Information Technology Service Deli	8116	**169,331.15**	78.32	0.05%	256.86	0.15%	9.68	0.01%
Biological science services	8117	**155.29**	-		-		-	
Editorial, design, graphic services		**281,753.99**	**102.47**	**0.04%**	**141.12**	**0.05%**	**337.71**	**0.12%**
Unspecified at family level		**51,986.33**	-		-		31.24	0.06%
Advertising	8210	**11,871.33**	13.92	0.12%	-		1.50	0.01%
Writing and translations	8211	**130,705.23**	38.11	0.03%	2.33	0.00%	152.09	0.12%
Reproduction services	8212	**60,784.02**	36.11	0.06%	37.28	0.06%	139.26	0.23%
Photographic services	8213	**6,948.54**	1.92	0.03%	2.81	0.04%	13.62	0.20%
Graphic design	8214	**18,839.53**	12.42	0.07%	98.70	0.52%	-	
Professional artists and performers	8215	**600.14**	-		-		-	
Film and theater production support	8216	**18.88**	-		-		-	
Public sector related services		**182,009.85**	**92.26**	**0.05%**	**210.71**	**0.12%**	**1.38**	**0.00%**
Unspecified at family level		**111.01**	-		-		-	
Utilities	8310	**107,977.33**	-		97.42	0.09%	-	
Telecommunications media services	8311	**46,066.71**	92.26	0.20%	113.29	0.25%	-	

Spend at family level (Thousand USD)	Family	Total	UNV	%	UNWTO	%	UPU	%
Information services	**8312**	**27,854.80**	**-**		**-**		**1.38**	**0.00%**
Financial and insurance services		**438,376.64**	-		313.18	0.07%	878.27	0.20%
Unspecified at family level		**237,173.36**	-		-		39.59	0.02%
Development finance	8410	**63,291.74**	-		-		3.23	0.01%
Accounting and bookkeeping services	8411	**50,280.58**	-		39.11	0.08%	278.58	0.55%
Banking and investment	8412	**28,044.26**	-		-		425.47	1.52%
Insurance and retirement services	8413	**58,872.59**	-		262.73	0.45%	131.40	0.22%
Credit agencies	8414	**714.12**	-		11.34	1.59%	-	
Healthcare services		**347,667.61**	**-**		**-**		**2.14**	**0.00%**
Unspecified at family level		**12,859.12**	-		-		1.41	0.01%
Comprehensive health services	8510	**278,860.49**	-		-		-	
Disease prevention and control	8511	**22,014.91**	-		-		-	
Medical practice	8512	**26,575.38**	-		-		0.39	0.00%
Medical science research and experi	8513	**374.54**	-		-		-	
Food and nutrition services	8515	**4,927.25**	-		-		-	
Medical Surgical Equipment Maintena	8516	**84.86**	-		-		-	
Death and dying support services	8517	**1,894.58**	-		-		-	
Diagnoses of infectious and parasit	8521	**76.12**	-		-		-	
Diagnoses of diseases of the muscul	8537	**0.34**	-		-		0.34	100.00%
Education and training services		**221,693.51**	**343.06**	**0.15%**	**28.80**	**0.01%**	**1,055.17**	**0.48%**
Unspecified at family level		**15,008.41**	-		-		89.05	0.59%
Vocational training	8610	**141,685.45**	343.06	0.24%	-		-	
Alternative educational systems	8611	**3,646.70**	-		17.55	0.48%	958.39	26.28%
Educational institutions	8612	**839.32**	-		-		0.91	0.11%
Specialized educational services	8613	**48,348.15**	-		1.25	0.00%	6.82	0.01%
Educational facilities	8614	**12,165.49**	-		10.00	0.08%	-	
Travel, food and lodging		**558,978.93**	**694.94**	**0.12%**	**284.18**	**0.05%**	**1,531.41**	**0.27%**
Unspecified at family level		**79,665.25**	-		-		1.66	0.00%
Restaurants and catering	9010	**63,503.07**	67.06	0.11%	39.62	0.06%	137.78	0.22%
Hotels and lodging and meeting faci	9011	**209,099.16**	422.82	0.20%	135.73	0.06%	161.57	0.08%
Travel facilitation	9012	**205,244.42**	205.06	0.10%	104.84	0.05%	1,202.47	0.59%
Performing arts	9013	**12.49**	-		-		-	
Commercial sports	9014	**154.13**	-		-		27.93	18.12%
Entertainment services	9015	**1,300.41**	-		3.99	0.31%	-	
Personal and domestic services		**2,234.32**	**-**		**-**		**18.40**	**0.82%**
Unspecified at family level		**18.40**	-		-		18.40	100.00%
Personal appearance	9110	**21.83**	-		-		-	
Domestic and personal assistance	9111	**2,194.09**	-		-		-	
Public order and security services		**321,233.13**	**-**		**191.41**	**0.06%**	**2.32**	**0.00%**
Unspecified at family level		**35,576.53**	-		-		-	
Public order and safety	9210	**10,651.12**	-		-		-	
Military services and national defe	9211	**110,964.67**	-		-		-	
Security and personal safety	9212	**164,040.81**	-		191.41	0.12%	2.32	0.00%
Politics and civic affairs services		**304,187.52**	**8.48**	**0.00%**	**142.85**	**0.05%**	**327.14**	**0.11%**
Unspecified at family level		**1,073.85**	-		-		-	
Political systems and institutions	9310	**657.01**	-		-		-	
Socio political conditions	9311	**0.15**	-		-		-	
International relations	9312	**61,148.50**	-		-		327.14	0.53%
Humanitarian aid and relief	9313	**130,984.79**	-		-		-	
Community and social services	9314	**64,793.18**	-		142.85	0.22%	-	
Public administration and finance s	9315	**41,029.66**	8.48	0.02%	-		-	
Taxation	9316	**1,015.60**	-		-		-	
Trade policy and regulation	9317	**3,484.80**	-		-		-	
Organizations and clubs		**23,695.20**	**-**		**-**		**-**	
Unspecified at family level		**146.61**	-		-		-	
Work related organizations	9410	**6,986.59**	-		-		-	
Civic organizations and association	9413	**16,562.00**	-		-		-	
Land, building and structures		**125,368.83**	**-**		**-**		**0.28**	**0.00%**
Land parcels	9510	**20.44**	-		-		-	
Permanent buildings and structures	9512	**22,142.25**	-		-		0.28	0.00%
Portable buildings and structures	9513	**35,107.01**	-		-		-	
Prefabricated buildings and structu	9514	**68,099.12**	-		-		-	

Spend at family level (Thousand USD)	Family	Total	WFP	%	WHO	%	WIPO	%
Live plant and animal material		**83,338.40**	**144.69**	**0.17%**	**1,771.72**	**2.13%**	**-**	
Unspecified at family level		**2,411.93**	-		-		-	
Live animals	1010	**11,198.91**	-		-		-	
Animal feed	1012	**11,956.56**	-		-		-	
Animal containment and habitats	1013	**1,409.97**	-		-		-	
Seeds and bulbs and seedlings and c	1015	**34,917.94**	-		-		-	
Floriculture and silviculture produ	1016	**3,384.48**	-		-		-	
Fertilizers and plant nutrients and	1017	**14,573.02**	43.30	0.30%	-		-	
Pest control products	1019	**3,467.31**	101.39	2.92%	1,771.72	51.10%	-	
Live plants of high species or vari	1021	**12.19**	-		-		-	
Live plants of low species or varie	1022	**3.14**	-		-		-	
Fresh cut floral bouquets	1034	**2.94**	-		-		-	
Mineral and textile materials		**13,468.08**	**-**		**-**		**-**	
Unspecified at family level		**-3.76**	-		-		-	
Minerals and ores and metals	1110	**421.79**	-		-		-	
Earth and stone	1111	**7,940.63**	-		-		-	
Non edible plant and forestry produ	1112	**4,352.47**	-		-		-	
Non edible animal products	1113	**22.41**	-		-		-	
Scrap and waste materials	1114	**6.02**	-		-		-	
Fibers and threads and yarns	1115	**256.52**	-		-		-	
Fabrics and leather materials	1116	**469.63**	-		-		-	
Alloys	1117	**1.14**	-		-		-	
Metal waste scrap and by products	1119	**1.24**	-		-		-	
Chemicals		**8,360.18**	**-**		**14.22**	**0.17%**	**-**	
Unspecified at family level		**479.19**	-		-		-	
Explosive materials	1213	**424.53**	-		-		-	
Elements and gases	1214	**6,156.38**	-		14.22	0.23%	-	
Additives	1216	**842.03**	-		-		-	
Colorants	1217	**36.25**	-		-		-	
Waxes and oils	1218	**376.04**	-		-		-	
Solvents	1219	**3.03**	-		-		-	
Compounds and mixtures	1235	**42.72**	-		-		-	
Resin, rubber, elastomeric material		**294.08**	**-**		**-**		**-**	
Unspecified at family level		**30.32**	-		-		-	
Rubber and elastomers	1310	**29.34**	-		-		-	
Resins and rosins and other resin d	1311	**234.42**	-		-		-	
Paper materials and products		**12,529.34**	**1,011.12**	**8.07%**	**-**		**139.91**	**1.12%**
Unspecified at family level		**1,403.60**	-		-		-	
Paper materials	1410	**333.08**	282.49	84.81%	-		-	
Paper products	1411	**10,028.14**	728.63	7.27%	-		139.91	1.40%
Industrial use papers	1412	**764.52**	-		-		-	
Fuels and lubricants etc.		**611,690.77**	**150,207.44**	**24.56%**	**-**		**-**	
Unspecified at family level		**10,046.90**	-		-		-	
Fuels	1510	**598,349.29**	150,117.80	25.09%	-		-	
Gaseous fuels and additives	1511	**276.68**	-		-		-	
Lubricants and oils and greases and	1512	**3,017.89**	89.64	2.97%	-		-	
Mining and well drilling equipment		**6,025.39**	**1,194.89**	**19.83%**	**-**		**-**	
Mining and quarrying machinery and	2010	**2,050.05**	-		-		-	
Well drilling and operation equipme	2011	**1,535.96**	114.94	7.48%	-		-	
Oil and gas drilling and exploratio	2012	**2,342.99**	1,079.95	46.09%	-		-	
Oil and gas operating and productio	2014	**96.39**	-		-		-	
Farming, fishing equipment		**40,332.85**	**2,186.76**	**5.42%**	**-**		**-**	
Unspecified at family level		**63.34**	-		-		-	
Agricultural and forestry and lands	2110	**32,545.54**	2,186.76	6.72%	-		-	
Fishing and aquaculture equipment	2111	**7,723.98**	-		-		-	
Building and construction machinery		**11,779.89**	**2.82**	**0.02%**	**-**		**-**	
Unspecified at family level		**5,123.70**	-		-		-	
Heavy construction machinery and eq	2210	**6,656.19**	2.82	0.04%	-		-	
Industrial manufacturing machinery		**13,603.04**	**-**		**-**		**-**	
Unspecified at family level		**398.39**	-		-		-	
Raw materials processing machinery	2310	**1,815.26**	-		-		-	
Petroleum processing machinery	2311	**30.00**	-		-		-	
Textile and fabric machinery and ac	2312	**1,556.87**	-		-		-	
Lapidary machinery and equipment	2313	**31.11**	-		-		-	
Leatherworking repairing machinery	2314	**535.51**	-		-		-	
Industrial process machinery and eq	2315	**2,924.64**	-		-		-	
Foundry machines and equipment and	2316	**5.80**	-		-		-	
Industrial food and beverage equipm	2318	**1,171.89**	-		-		-	
Mixers and their parts and accessor	2319	**7.47**	-		-		-	
Mass transfer equipment	2320	**160.53**	-		-		-	
Electronic manufacturing machinery	2321	**62.31**	-		-		-	
Chicken processing machinery and eq	2322	**1.93**	-		-		-	
Sawmilling and lumber processing ma	2323	**40.89**	-		-		-	
Metal cutting machinery and accesso	2324	**2,219.81**	-		-		-	
Metal forming machinery and accesso	2325	**449.49**	-		-		-	
Rapid prototyping machinery and acc	2326	**22.20**	-		-		-	
Welding and soldering and brazing m	2327	**155.83**	-		-		-	
Metal treatment machinery	2328	**41.12**	-		-		-	
Industrial machine tools	2329	**1,943.67**	-		-		-	
Wire machinery and equipment	2330	**28.33**	-		-		-	
Material handling machinery		**84,770.84**	**12,787.96**	**15.09%**	**4,298.67**	**5.07%**	**-**	
Unspecified at family level		**11,920.30**	-		-		-	
Material handling machinery and equ	2410	**11,662.01**	7,722.61	66.22%	-		-	
Containers and storage	2411	**40,875.67**	2,475.33	6.06%	1,483.69	3.63%	-	
Packaging materials	2412	**3,245.71**	1,723.19	53.09%	-		-	

Spend at family level (Thousand USD)	Family	Total	WFP	%	WHO	%	WIPO	%
Industrial refrigeration	2413	**6,185.05**	72.59	1.17%	2,814.98	45.51%	-	
Packing supplies	2414	**10,882.10**	794.23	7.30%	-		-	
Motor vehicles and parts		**443,128.27**	**33,588.54**	**7.58%**	**21,913.94**	**4.95%**	**-**	
Unspecified at family level		**20,278.15**	-		-		-	
Motor vehicles	2510	**359,951.08**	26,241.35	7.29%	21,913.94	6.09%	-	
Marine transport	2511	**5,392.06**	658.71	12.22%	-		-	
Railway and tramway machinery and e	2512	**61.21**	-		-		-	
Aircraft	2513	**614.53**	-		-		-	
Spacecraft	2515	**0.07**	-		-		-	
Non motorized cycles	2516	**1,160.93**	27.60	2.38%	-		-	
Transportation components and syste	2517	**40,117.95**	6,630.04	16.53%	-		-	
Vehicle bodies and trailers	2518	**3,957.32**	-		-		-	
Transportation services equipment	2519	**11,579.14**	30.84	0.27%	-		-	
Aerospace systems and components an	2520	**15.83**	-		-		-	
Power generation machinery		**106,646.24**	**5,571.72**	**5.22%**	**-**		**-**	
Unspecified at family level		**2.06**	-		-		-	
Power sources	2610	**9,441.25**	-		-		-	
Batteries and generators and kineti	2611	**67,174.57**	5,571.72	8.29%	-		-	
Electrical wire and cable and harne	2612	**6,613.93**	-		-		-	
Power generation	2613	**17,909.39**	-		-		-	
Atomic and nuclear energy machinery	2614	**5,505.05**	-		-		-	
Tools and general machinery		**133,979.47**	**-**		**-**		**-**	
Unspecified at family level		**111,770.66**	-		-		-	
Hand tools	2711	**21,295.71**	-		-		-	
Hydraulic machinery and equipment	2712	**548.69**	-		-		-	
Pneumatic machinery and equipment	2713	**129.78**	-		-		-	
Automotive specialty tools	2714	**234.63**	-		-		-	
Structures, construction components		**155,715.89**	**483.48**	**0.31%**	**373.82**	**0.24%**	**-**	
Unspecified at family level		**78,988.75**	-		-		-	
Structural components and basic sha	3010	**6,617.42**	236.87	3.58%	-		-	
Concrete and cement and plaster	3011	**5,976.89**	-		-		-	
Roads and landscape	3012	**5,802.32**	-		-		-	
Structural building products	3013	**11,782.85**	-		-		-	
Insulation	3014	**511.96**	52.26	10.21%	-		-	
Exterior finishing materials	3015	**12,741.36**	194.35	1.53%	-		-	
Interior finishing materials	3016	**2,624.15**	-		-		-	
Doors and windows and glass	3017	**2,867.12**	-		-		-	
Plumbing fixtures	3018	**1,313.31**	-		-		-	
Construction and maintenance suppor	3019	**1,527.65**	-		373.82	24.47%	-	
Portable Structure Building Compone	3024	**405.37**	-		-		-	
Structural materials	3026	**24,556.73**	-		-		-	
Manufacturing components		**8,425.01**	**-**		**-**		**-**	
Unspecified at family level		**12.04**	-		-		-	
Moldings	3114	**11.79**	-		-		-	
Rope and chain and cable and wire a	3115	**1,297.23**	-		-		-	
Hardware	3116	**1,003.54**	-		-		-	
Bearings and bushings and wheels an	3117	**58.32**	-		-		-	
Grinding and polishing and smoothin	3119	**11.55**	-		-		-	
Adhesives and sealants	3120	**364.39**	-		-		-	
Paints and primers and finishes	3121	**903.95**	-		-		-	
Industrial optics	3124	**8.24**	-		-		-	
Pneumatic and hydraulic and electri	3125	**2,556.54**	-		-		-	
Housings and cabinets and casings	3126	**109.56**	-		-		-	
Fabricated pipe assemblies	3131	**2,071.47**	-		-		-	
Gaskets	3140	**12.50**	-		-		-	
Seals	3141	**3.90**	-		-		-	
Electronic components		**723.38**	**-**		**-**		**-**	
Unspecified at family level		**86.19**	-		-		-	
Printed circuits and integrated cir	3210	**116.01**	-		-		-	
Passive discrete components	3212	**61.52**	-		-		-	
Electronic hardware and component p	3213	**306.28**	-		-		-	
Automation control devices and comp	3215	**153.38**	-		-		-	
Electrical systems components		**62,510.46**	**1,699.78**	**2.72%**	**-**		**-**	
Unspecified at family level		**51.30**	-		-		-	
Lamps and lightbulbs and lamp compo	3910	**28,891.68**	-		-		-	
Lighting Fixtures and Accessories	3911	**8,911.38**	-		-		-	
Electrical equipment and components	3912	**21,770.09**	1,699.78	7.81%	-		-	
Electrical wire management devices	3913	**2,886.01**	-		-		-	
Distribution equipment		**39,384.95**	**3,117.31**	**7.91%**	**11.30**	**0.03%**	**-**	
Heating and ventilation and air cir	4010	**23,440.28**	1,088.43	4.64%	11.30	0.05%	-	
Fluid and gas distribution	4014	**428.87**	-		-		-	
Industrial pumps and compressors	4015	**10,833.96**	2,028.88	18.73%	-		-	
Industrial filtering and purificati	4016	**1,263.17**	-		-		-	
Pipe piping and pipe fittings	4017	**3,401.40**	-		-		-	
Tubes tubing and tube fittings	4018	**17.26**	-		-		-	
Laboratory and testing equipment		**230,451.73**	**128.34**	**0.06%**	**28,960.33**	**12.57%**	**-**	
Unspecified at family level		**5,893.36**	-		-		-	
Laboratory and scientific equipment	4110	**144,731.13**	-		21,240.43	14.68%	-	
Measuring and observing and testing	4111	**56,815.97**	128.34	0.23%	7,719.91	13.59%	-	
Laboratory supplies and fixtures	4112	**23,011.28**	-		-		-	
Medical equipment		**735,687.00**	**2,839.71**	**0.39%**	**75,711.23**	**10.29%**	**-**	
Unspecified at family level		**263,973.36**	-		-		-	
Veterinary equipment and supplies	4212	**6,334.51**	-		-		-	
Medical apparel and textiles	4213	**475.62**	-		-		-	
Patient care and treatment products	4214	**65,178.11**	2,809.73	4.31%	20,031.91	30.73%	-	

Spend at family level (Thousand USD)	Family	Total	WFP	%	WHO	%	WIPO	%
Dental equipment and supplies	4215	**286.87**	-		-		-	
Dialysis equipment and supplies	4216	**1.50**	-		-		-	
Mobile medical services products	4217	**83,664.59**	29.98	0.04%	39,639.77	47.38%	-	
Patient exam and monitoring product	4218	**15,097.46**	-		13,490.29	89.35%	-	
Medical facility products	4219	**41,223.20**	-		-		-	
Medical diagnostic imaging and nucl	4220	**12,703.78**	-		2,359.10	18.57%	-	
Independent living aids for the phy	4221	**18,732.49**	-		-		-	
Intravenous and arterial administra	4222	**178.57**	-		-		-	
Clinical nutrition	4223	**220,443.85**	-		-		-	
Orthopedic and prosthetic and sport	4224	**2,510.16**	-		-		-	
Physical and occupational therapy a	4225	**11.81**	-		-		-	
Postmortem and mortuary equipment a	4226	**0.60**	-		-		-	
Respiratory and anesthesia and resu	4227	**1,201.88**	-		190.17	15.82%	-	
Medical cleaning and sterilization	4228	**760.77**	-		-		-	
Surgical products	4229	**928.70**	-		-		-	
Medical training and education supp	4230	**1,694.12**	-		-		-	
Wound care products	4231	**285.04**	-		-		-	
IT and communications equipment		**626,104.44**	**35,058.13**	**5.60%**	**26,179.54**	**4.18%**	**3,953.40**	**0.63%**
Unspecified at family level		**13,588.65**	-		-		-	
Communications Devices and Accessor	4319	**24,518.50**	6,096.04	24.86%	1,932.40	7.88%	-	
Components for information technolo	4320	**32,586.61**	15,758.39	48.36%	-		956.07	2.93%
Computer Equipment and Accessories	4321	**336,560.44**	8,306.71	2.47%	21,169.56	6.29%	2,976.11	0.88%
Data Voice or Multimedia Network Eq	4322	**114,007.93**	3,590.54	3.15%	935.69	0.82%	-	
Software	4323	**104,842.31**	1,306.45	1.25%	2,141.88	2.04%	21.22	0.02%
Office equipment		**146,880.05**	**10,575.42**	**7.20%**	**20,067.23**	**13.66%**	**1,336.44**	**0.91%**
Unspecified at family level		**60,011.62**	-		-		126.75	0.21%
Office machines and their supplies	4410	**42,535.12**	7,099.34	16.69%	-		-	
Office and desk accessories	4411	**5,818.01**	-		-		-	
Office supplies	4412	**38,515.29**	3,476.09	9.03%	20,067.23	52.10%	1,209.69	3.14%
Printing, photo and AV equipment		**29,630.86**	**97.34**	**0.33%**	**-**		**1.97**	**0.01%**
Unspecified at family level		**635.13**	-		-		-	
Printing and publishing equipment	4510	**3,727.99**	43.22	1.16%	-		-	
Audio and visual presentation and c	4511	**10,827.98**	54.12	0.50%	-		-	
Photographic or filming or video eq	4512	**13,975.49**	-		-		1.97	0.01%
Photographic and recording media	4513	**259.79**	-		-		-	
Photographic filmmaking supplies	4514	**204.48**	-		-		-	
Security and safety equipment		**46,505.33**	**9,329.98**	**20.06%**	**176.45**	**0.38%**	**-**	
Unspecified at family level		**171.93**	-		-		-	
Light weapons and ammunition	4610	**9,664.44**	8,602.79	89.01%	-		-	
Conventional war weapons	4611	**5.39**	-		-		-	
Rockets and subsystems	4613	**0.65**	-		-		-	
Law enforcement	4615	**9,413.55**	60.24	0.64%	-		-	
Public safety and control	4616	**519.92**	-		-		-	
Security surveillance and detection	4617	**12,888.08**	-		-		-	
Personal safety and protection	4618	**7,450.99**	386.86	5.19%	176.45	2.37%	-	
Fire protection	4619	**2,017.19**	247.99	12.29%	-		-	
Defense and law enforcement and sec	4620	**129.30**	-		-		-	
Workplace safety equipment and supp	4621	**1,311.23**	32.10	2.45%	-		-	
Military weapon and ammunition disa	4622	**2,932.66**	-		-		-	
Cleaning equipment		**27,853.90**	**-**		**-**		**-**	
Unspecified at family level		**158.34**	-		-		-	
Water and wastewater treatment supp	4710	**13,668.98**	-		-		-	
Industrial laundry and dry cleaning	4711	**763.52**	-		-		-	
Janitorial equipment	4712	**1,293.36**	-		-		-	
Cleaning and janitorial supplies	4713	**11,969.71**	-		-		-	
Services industry equipment		**23,093.57**	**6,542.54**	**28.33%**	**2.89**	**0.01%**	**-**	
Unspecified at family level		**3.75**	-		-		-	
Institutional food services equipme	4810	**23,071.12**	6,542.54	28.36%	2.89	0.01%	-	
Vending machines	4811	**5.79**	-		-		-	
Funeral equipment and materials	4813	**12.91**	-		-		-	
Sports and recreational equipment		**66,276.90**	**4,141.24**	**6.25%**	**281.61**	**0.42%**	**-**	
Unspecified at family level		**93.54**	-		-		-	
Collectibles and awards	4910	**5,211.96**	-		-		-	
Camping and outdoor equipment and a	4912	**58,078.14**	4,141.24	7.13%	281.61	0.48%	-	
Fishing and hunting equipment	4913	**145.26**	-		-		-	
Field and court sports equipment	4916	**452.81**	-		-		-	
Gymnastics and boxing equipment	4917	**70.66**	-		-		-	
Target and table games and equipmen	4918	**91.06**	-		-		-	
Fitness equipment	4920	**962.12**	-		-		-	
Other sports	4921	**88.46**	-		-		-	
Sports equipment and accessories	4922	**1,065.40**	-		-		-	
Recreation and playground and swimm	4924	**17.49**	-		-		-	
Food and beverage products		**1,893,768.83**	**1,403,548.15**	**74.11%**	**-**		**-**	
Unspecified at family level		**4,304.60**	-		-		-	
Nuts and seeds	5010	**670.59**	366.56	54.66%	-		-	
Meat and poultry products	5011	**2,810.40**	1,842.18	65.55%	-		-	
Seafood	5012	**4,941.36**	4,929.27	99.76%	-		-	
Dairy products and eggs	5013	**36,397.59**	23,248.51	63.87%	-		-	
Edible oils and fats	5015	**178,857.76**	169,055.43	94.52%	-		-	
Chocolate and sugars and sweeteners	5016	**38,589.77**	34,615.11	89.70%	-		-	
Seasonings and preservatives	5017	**3,802.14**	3,754.73	98.75%	-		-	
Bread and bakery products	5018	**6,220.40**	5,729.06	92.10%	-		-	
Prepared and preserved foods	5019	**410,790.67**	4,613.78	1.12%	-		-	
Beverages	5020	**2,505.14**	753.19	30.07%	-		-	
Tobacco and smoking products and su	5021	**2.32**	-		-		-	

Spend at family level (Thousand USD)	Family	Total	WFP	%	WHO	%	WIPO	%
Cereal and pulse products	5022	**640,320.69**	603,146.69	94.19%	-		-	
Fresh fruits	5030	**140.65**	-		-		-	
Organic fresh fruits	5031	**22.29**	-		-		-	
Dried fruit	5032	**614.74**	614.74	100.00%	-		-	
Frozen fruit	5034	**4.43**	-		-		-	
Canned or jarred organic fruit	5037	**8.08**	-		-		-	
Fresh fruit purees	5038	**3.95**	-		-		-	
Fresh vegetables	5040	**242,104.62**	241,928.32	99.93%	-		-	
Dried vegetables	5042	**11,388.86**	-		-		-	
Canned or jarred vegetables	5046	**1,553.91**	1,494.19	96.16%	-		-	
Nutritional supplements	5050	**307,713.87**	307,456.39	99.92%	-		-	
Pharmaceuticals, contraceptives, vaccines		**2,641,368.85**	**395.31**	**0.01%**	**43,272.68**	**1.64%**	**-**	
Unspecified at family level		**1,586,924.47**	-		26,565.13	1.67%	-	
Amebicides and trichomonacides and	5110	**137,796.03**	0.16	0.00%	199.80	0.14%	-	
Antiarrythmics and antianginals and	5112	**741.70**	-		-		-	
Hematolic drugs	5113	**5,303.12**	-		-		-	
Central nervous system drugs	5114	**1,163.92**	-		-		-	
Autonomic nervous system drugs	5115	**145.31**	-		-		-	
Drugs affecting the respiratory tra	5116	**3,864.91**	-		-		-	
Drugs affecting the gastrointestina	5117	**395.94**	-		-		-	
Hormones and hormone antagonists	5118	**120,553.14**	-		-		-	
Agents affecting water and electrol	5119	**3,543.99**	-		-		-	
Immunomodulating drugs	5120	**601,757.54**	395.15	0.07%	16,375.60	2.72%	-	
Drugs affecting the ears, eye, nose	5124	**404.77**	-		-		-	
Anaesthetic drugs and related adjun	5127	**17.62**	-		-		-	
Antibacterials	5128	**6,893.71**	-		-		-	
Antifungal drugs	5130	**833.90**	-		-		-	
Antihistamines or H1 blockers	5131	**2.02**	-		-		-	
Antipsychotics	5133	**19.86**	-		-		-	
Antiviral drugs	5134	**46,048.43**	-		-		-	
Estrogens and progestins and intern	5135	**121,182.54**	-		-		-	
Controlled substance analgesics	5137	**37.60**	-		-		-	
Nonsteroidal anti inflammatory drug	5138	**1.34**	-		-		-	
Vasodilators	5141	**2.70**	-		-		-	
Corticosteroids	5142	**27.57**	-		-		-	
Antihypertensive drugs	5143	**3,407.18**	-		-		-	
Radiopharmaceuticals and contrast m	5144	**95.27**	-		-		-	
Anthelmintics	5145	**138.70**	-		132.14	95.27%	-	
Antiseptics	5147	**65.57**	-		-		-	
Domestic appliances and electronics		**128,602.34**	**3,190.84**	**2.48%**	**-**		**-**	
Unspecified at family level		**4,331.40**	-		-		-	
Floor coverings	5210	**198.29**	-		-		-	
Bedclothes and table and kitchen li	5212	**50,057.83**	349.73	0.70%	-		-	
Window treatments	5213	**868.75**	-		-		-	
Domestic appliances	5214	**43,011.17**	-		-		-	
Domestic kitchenware and kitchen su	5215	**17,560.24**	2,047.90	11.66%	-		-	
Consumer electronics	5216	**12,574.67**	793.21	6.31%	-		-	
Apparel, luggage and personal care		**126,776.03**	**473.16**	**0.37%**	**-**		**-**	
Unspecified at family level		**35,716.66**	-		-		-	
Clothing	5310	**42,184.49**	473.16	1.12%	-		-	
Footwear	5311	**5,824.96**	-		-		-	
Luggage and handbags and packs and	5312	**307.96**	-		-		-	
Personal care products	5313	**42,724.69**	-		-		-	
Sewing supplies and accessories	5314	**17.26**	-		-		-	
Timepieces, jewelry and gemstones		**47.40**	**-**		**-**		**-**	
Unspecified at family level		**31.93**	-		-		-	
Timepieces	5411	**15.47**	-		-		-	
Published products		**81,058.05**	**1,749.20**	**2.16%**	**-**		**311.80**	**0.38%**
Unspecified at family level		**49,393.86**	-		-		311.80	0.63%
Printed media	5510	**24,835.41**	1,521.74	6.13%	-		-	
Electronic reference material	5511	**1,042.34**	-		-		-	
Signage and accessories	5512	**5,786.43**	227.46	3.93%	-		-	
Furniture		**64,564.13**	**2,075.98**	**3.22%**	**-**		**696.06**	**1.08%**
Unspecified at family level		**2,838.80**	-		-		-	
Accommodation furniture	5610	**50,028.85**	2,075.98	4.15%	-		696.06	1.39%
Commercial and industrial furniture	5611	**8,232.71**	-		-		-	
Classroom and instructional and ins	5612	**3,038.85**	-		-		-	
Merchandising furniture and accesso	5613	**240.44**	-		-		-	
Decorative adornments	5614	**184.48**	-		-		-	
Musical instruments and arts and crafts		**90,178.21**	**1,379.95**	**1.53%**	**256.27**	**0.28%**	**-**	
Unspecified at family level		**78,654.73**	-		-		-	
Developmental and professional teac	6010	**10,604.07**	1,379.95	13.01%	256.27	2.42%	-	
Classroom decoratives and supplies	6011	**309.64**	-		-		-	
Arts and crafts equipment and acces	6012	**228.60**	-		-		-	
Musical Instruments and parts and a	6013	**376.42**	-		-		-	
Toys and games	6014	**4.74**	-		-		-	
Financial instruments products		**250.22**	**-**		**-**		**-**	
Unspecified at family level		**0.01**	-		-		-	
Securities	6411	**4.39**	-		-		-	
Insurable interest contracts	6412	**16.29**	-		-		-	
General agreements and contracts	6413	**229.53**	-		-		-	
Farming, fishing, forestry services		**33,059.42**	**-**		**-**		**-**	
Unspecified at family level		**67.58**	-		-		-	

Spend at family level (Thousand USD)	Family	Total	WFP	%	WHO	%	WIPO	%
Fisheries and aquaculture	7010	**1,133.36**	-		-		-	
Horticulture	7011	**7,044.89**	-		-		-	
Livestock services	7012	**1,894.40**	-		-		-	
Land and soil preparation and manag	7013	**422.14**	-		-		-	
Crop production and management and	7014	**1,691.51**	-		-		-	
Forestry	7015	**2,684.91**	-		-		-	
Wildlife and flora	7016	**527.88**	-		-		-	
Water resources development and ove	7017	**17,592.73**	-		-		-	
Mining, oil and gas services		**1,190.56**	**104.61**	**8.79%**	**-**		**-**	
Mining services	7110	**10.98**	-		-		-	
Oil and gas exploration services	7111	**6.38**	-		-		-	
Well drilling and construction serv	7112	**423.03**	104.61	24.73%	-		-	
Oil and gas data management and pro	7115	**739.72**	-		-		-	
Oil and gas well project management	7116	**10.44**	-		-		-	
Building and maintenance services		**1,302,987.43**	**23,186.46**	**1.78%**	**12,779.13**	**0.98%**	**8,566.91**	**0.66%**
Unspecified at family level		**248,129.38**	-		-		14.38	0.01%
Building and facility maintenance a	7210	**572,229.82**	7,181.98	1.26%	12,779.13	2.23%	8,533.36	1.49%
Residential building construction s	7211	**24,637.86**	-		-		-	
Nonresidential building constructio	7212	**229,589.33**	7,117.11	3.10%	-		19.17	0.01%
Heavy construction services	7214	**71,326.56**	8,679.03	12.17%	-		-	
Specialized trade construction and	7215	**157,074.48**	208.34	0.13%	-		-	
Industrial manufacturing services		**73,032.43**	**42,030.56**	**57.55%**	**-**		**21.21**	**0.03%**
Unspecified at family level		**170.52**	-		-		-	
Plastic and chemical industries	7310	**820.95**	-		-		-	
Wood and paper industries	7311	**112.18**	-		-		-	
Metal and mineral industries	7312	**21.25**	-		-		-	
Food and beverage industries	7313	**481.24**	27.87	5.79%	-		-	
Fibers and textiles and fabric indu	7314	**169.66**	-		-		-	
Manufacturing support services	7315	**28,875.72**	23.26	0.08%	-		-	
Machinery and transport equipment m	7316	**62.26**	16.38	26.30%	-		21.21	34.06%
Manufacture of electrical goods and	7317	**29.00**	-		-		-	
Machining and processing services	7318	**42,289.65**	41,963.05	99.23%	-		-	
Industrial cleaning services		**93,509.67**	**18,032.60**	**19.28%**	**-**		**2,043.85**	**2.19%**
Unspecified at family level		**656.28**	-		-		-	
Decontamination services	7610	**1,162.38**	-		-		-	
Cleaning and janitorial services	7611	**74,584.72**	15,804.58	21.19%	-		2,043.85	2.74%
Refuse disposal and treatment	7612	**13,375.67**	2,228.02	16.66%	-		-	
Toxic and hazardous waste cleanup	7613	**3,730.63**	-		-		-	
Environmental services		**93,142.64**	**7,239.34**	**7.77%**	**-**		**-**	
Unspecified at family level		**585.98**	-		-		-	
Environmental management	7710	**71,821.56**	-		-		-	
Environmental protection	7711	**11,264.91**	7,239.34	64.26%	-		-	
Pollution tracking and monitoring a	7712	**7,946.40**	-		-		-	
Pollutants tracking and monitoring	7713	**1,523.79**	-		-		-	
Transportation, storage, mail services		**2,323,126.23**	**1,031,697.24**	**44.41%**	**20,428.11**	**0.88%**	**1,664.56**	**0.07%**
Unspecified at family level		**159,440.80**	-		-		-	
Mail and cargo transport	7810	**1,065,640.63**	788,953.10	74.04%	15,812.71	1.48%	1,660.19	0.16%
Passenger transport	7811	**644,232.06**	10,146.18	1.57%	-		-	
Material packing and handling	7812	**28,509.73**	19,074.16	66.90%	-		-	
Storage	7813	**63,027.93**	38,257.48	60.70%	315.04	0.50%	-	
Transport services	7814	**328,243.09**	161,997.75	49.35%	4,300.37	1.31%	4.37	0.00%
Transportation repair or maintenanc	7818	**34,031.99**	13,268.57	38.99%	-		-	
Management and admin services		**1,809,281.45**	**92,554.86**	**5.12%**	**6,013.40**	**0.33%**	**18,789.60**	**1.04%**
Unspecified at family level		**208,588.42**	-		-		-	
Management advisory services	8010	**307,937.35**	49,418.44	16.05%	-		8,067.12	2.62%
Human resources services	8011	**126,426.13**	2,938.50	2.32%	6,013.40	4.76%	9,601.72	7.59%
Legal services	8012	**9,301.45**	326.83	3.51%	-		-	
Real estate services	8013	**370,614.29**	33,453.04	9.03%	-		-	
Marketing and distribution	8014	**90,915.85**	5,333.51	5.87%	-		-	
Trade policy and services	8015	**4,673.95**	-		-		-	
Business administration services	8016	**682,227.22**	-		-		1,120.76	0.16%
Public relations and professional c	8017	**8,596.80**	1,084.54	12.62%	-		-	
Engineering and research services		**1,279,417.52**	**40,587.94**	**3.17%**	**79,509.37**	**6.21%**	**37,982.07**	**2.97%**
Unspecified at family level		**170,466.91**	-		-		-	
Professional engineering services	8110	**376,795.77**	883.41	0.23%	-		616.52	0.16%
Computer services	8111	**455,102.41**	7,683.54	1.69%	32,604.41	7.16%	3,215.24	0.71%
Economics	8112	**5,134.64**	-		-		-	
Statistics	8113	**15,079.89**	-		-		-	
Manufacturing technologies	8114	**80,829.43**	11,712.88	14.49%	46,904.97	58.03%	-	
Earth science services	8115	**6,522.04**	-		-		-	
Information Technology Service Deli	8116	**169,331.15**	20,308.11	11.99%	-		34,150.31	20.17%
Biological science services	8117	**155.29**	-		-		-	
Editorial, design, graphic services		**281,753.99**	**3,954.58**	**1.40%**	**9,413.56**	**3.34%**	**29,641.34**	**10.52%**
Unspecified at family level		**51,986.33**	-		-		-	
Advertising	8210	**11,871.33**	941.32	7.93%	-		-	
Writing and translations	8211	**130,705.23**	340.30	0.26%	1,508.92	1.15%	29,606.60	22.65%
Reproduction services	8212	**60,784.02**	2,672.96	4.40%	5,789.47	9.52%	34.74	0.06%
Photographic services	8213	**6,948.54**	-		-		-	
Graphic design	8214	**18,839.53**	-		2,115.18	11.23%	-	
Professional artists and performers	8215	**600.14**	-		-		-	
Film and theater production support	8216	**18.88**	-		-		-	
Public sector related services		**182,009.85**	**12,255.58**	**6.73%**	**3,963.57**	**2.18%**	**2,449.21**	**1.35%**
Unspecified at family level		**111.01**	-		-		-	
Utilities	8310	**107,977.33**	8,496.48	7.87%	-		1,617.90	1.50%
Telecommunications media services	8311	**46,066.71**	3,759.10	8.16%	3,963.57	8.60%	831.31	1.80%

Spend at family level (Thousand USD)	Family	Total	WFP	%	WHO	%	WIPO	%
Information services	**8312**	**27,854.80**	**-**		**-**		**-**	
Financial and insurance services		**438,376.64**	5,338.40	1.22%	27,111.86	6.18%	1,050.74	0.24%
Unspecified at family level		**237,173.36**	-		-		103.45	0.04%
Development finance	8410	**63,291.74**	2,160.96	3.41%	-		-	
Accounting and bookkeeping services	8411	**50,280.58**	1,277.92	2.54%	23,970.96	47.67%	-	
Banking and investment	8412	**28,044.26**	560.47	2.00%	1,877.93	6.70%	-	
Insurance and retirement services	8413	**58,872.59**	1,339.04	2.27%	1,262.97	2.15%	947.29	1.61%
Credit agencies	8414	**714.12**	-		-		-	
Healthcare services		**347,667.61**	**961.51**	**0.28%**	**254,313.00**	**73.15%**	**18.82**	**0.01%**
Unspecified at family level		**12,859.12**	-		-		-	
Comprehensive health services	8510	**278,860.49**	-		254,313.00	91.20%	18.82	0.01%
Disease prevention and control	8511	**22,014.91**	-		-		-	
Medical practice	8512	**26,575.38**	-		-		-	
Medical science research and experi	8513	**374.54**	-		-		-	
Food and nutrition services	8515	**4,927.25**	961.51	19.51%	-		-	
Medical Surgical Equipment Maintena	8516	**84.86**	-		-		-	
Death and dying support services	8517	**1,894.58**	-		-		-	
Diagnoses of infectious and parasit	8521	**76.12**	-		-		-	
Diagnoses of diseases of the muscul	8537	**0.34**	-		-		-	
Education and training services		**221,693.51**	**18,854.75**	**8.50%**	**-**		**-**	
Unspecified at family level		**15,008.41**	-		-		-	
Vocational training	8610	**141,685.45**	2,987.80	2.11%	-		-	
Alternative educational systems	8611	**3,646.70**	-		-		-	
Educational institutions	8612	**839.32**	-		-		-	
Specialized educational services	8613	**48,348.15**	15,866.95	32.82%	-		-	
Educational facilities	8614	**12,165.49**	-		-		-	
Travel, food and lodging		**558,978.93**	**3,657.76**	**0.65%**	**22,674.59**	**4.06%**	**42.99**	**0.01%**
Unspecified at family level		**79,665.25**	-		-		39.79	0.05%
Restaurants and catering	9010	**63,503.07**	21.03	0.03%	-		-	
Hotels and lodging and meeting faci	9011	**209,099.16**	3,520.10	1.68%	22,674.59	10.84%	3.21	0.00%
Travel facilitation	9012	**205,244.42**	116.64	0.06%	-		-	
Performing arts	9013	**12.49**	-		-		-	
Commercial sports	9014	**154.13**	-		-		-	
Entertainment services	9015	**1,300.41**	-		-		-	
Personal and domestic services		**2,234.32**	**1,246.59**	**55.79%**	**-**		**-**	
Unspecified at family level		**18.40**	-		-		-	
Personal appearance	9110	**21.83**	-		-		-	
Domestic and personal assistance	9111	**2,194.09**	1,246.59	56.82%	-		-	
Public order and security services		**321,233.13**	**21,461.46**	**6.68%**	**-**		**4,602.53**	**1.43%**
Unspecified at family level		**35,576.53**	-		-		-	
Public order and safety	9210	**10,651.12**	-		-		-	
Military services and national defe	9211	**110,964.67**	-		-		-	
Security and personal safety	9212	**164,040.81**	21,461.46	13.08%	-		4,602.53	2.81%
Politics and civic affairs services		**304,187.52**	**42,878.15**	**14.10%**	**7,051.95**	**2.32%**	**1,477.35**	**0.49%**
Unspecified at family level		**1,073.85**	-		-		-	
Political systems and institutions	9310	**657.01**	-		-		-	
Socio political conditions	9311	**0.15**	-		-		-	
International relations	9312	**61,148.50**	29,277.47	47.88%	-		1,477.35	2.42%
Humanitarian aid and relief	9313	**130,984.79**	890.98	0.68%	-		-	
Community and social services	9314	**64,793.18**	-		-		-	
Public administration and finance s	9315	**41,029.66**	12,709.70	30.98%	7,051.95	17.19%	-	
Taxation	9316	**1,015.60**	-		-		-	
Trade policy and regulation	9317	**3,484.80**	-		-		-	
Organizations and clubs		**23,695.20**	**-**		**-**		**-**	
Unspecified at family level		**146.61**	-		-		-	
Work related organizations	9410	**6,986.59**	-		-		-	
Civic organizations and association	9413	**16,562.00**	-		-		-	
Land, building and structures		**125,368.83**	**15,768.61**	**12.58%**	**-**		**-**	
Land parcels	9510	**20.44**	-		-		-	
Permanent buildings and structures	9512	**22,142.25**	1,942.98	8.77%	-		-	
Portable buildings and structures	9513	**35,107.01**	176.03	0.50%	-		-	
Prefabricated buildings and structu	9514	**68,099.12**	13,649.59	20.04%	-		-	

Spend at family level (Thousand USD)	Family	Total	WMO	%
Live plant and animal material		**83,338.40**	**-**	
Unspecified at family level		**2,411.93**	-	
Live animals	1010	**11,198.91**	-	
Animal feed	1012	**11,956.56**	-	
Animal containment and habitats	1013	**1,409.97**	-	
Seeds and bulbs and seedlings and c	1015	**34,917.94**	-	
Floriculture and silviculture produ	1016	**3,384.48**	-	
Fertilizers and plant nutrients and	1017	**14,573.02**	-	
Pest control products	1019	**3,467.31**	-	
Live plants of high species or vari	1021	**12.19**	-	
Live plants of low species or varie	1022	**3.14**	-	
Fresh cut floral bouquets	1034	**2.94**	-	
Mineral and textile materials		**13,468.08**	**-**	
Unspecified at family level		**-3.76**	-	
Minerals and ores and metals	1110	**421.79**	-	
Earth and stone	1111	**7,940.63**	-	
Non edible plant and forestry produ	1112	**4,352.47**	-	
Non edible animal products	1113	**22.41**	-	
Scrap and waste materials	1114	**6.02**	-	
Fibers and threads and yarns	1115	**256.52**	-	
Fabrics and leather materials	1116	**469.63**	-	
Alloys	1117	**1.14**	-	
Metal waste scrap and by products	1119	**1.24**	-	
Chemicals		**8,360.18**	**-**	
Unspecified at family level		**479.19**	-	
Explosive materials	1213	**424.53**	-	
Elements and gases	1214	**6,156.38**	-	
Additives	1216	**842.03**	-	
Colorants	1217	**36.25**	-	
Waxes and oils	1218	**376.04**	-	
Solvents	1219	**3.03**	-	
Compounds and mixtures	1235	**42.72**	-	
Resin, rubber, elastomeric material		**294.08**	**-**	
Unspecified at family level		**30.32**	-	
Rubber and elastomers	1310	**29.34**	-	
Resins and rosins and other resin d	1311	**234.42**	-	
Paper materials and products		**12,529.34**	**-**	
Unspecified at family level		**1,403.60**	-	
Paper materials	1410	**333.08**	-	
Paper products	1411	**10,028.14**	-	
Industrial use papers	1412	**764.52**	-	
Fuels and lubricants etc.		**611,690.77**	**1.20**	**0.00**
Unspecified at family level		**10,046.90**	-	
Fuels	1510	**598,349.29**	1.20	0.00
Gaseous fuels and additives	1511	**276.68**	-	
Lubricants and oils and greases and	1512	**3,017.89**	-	
Mining and well drilling equipment		**6,025.39**	**-**	
Mining and quarrying machinery and	2010	**2,050.05**	-	
Well drilling and operation equipme	2011	**1,535.96**	-	
Oil and gas drilling and exploratio	2012	**2,342.99**	-	
Oil and gas operating and productio	2014	**96.39**	-	
Farming, fishing equipment		**40,332.85**	**-**	
Unspecified at family level		**63.34**	-	
Agricultural and forestry and lands	2110	**32,545.54**	-	
Fishing and aquaculture equipment	2111	**7,723.98**	-	
Building and construction machinery		**11,779.89**	**-**	
Unspecified at family level		**5,123.70**	-	
Heavy construction machinery and eq	2210	**6,656.19**	-	
Industrial manufacturing machinery		**13,603.04**	**-**	
Unspecified at family level		**398.39**	-	
Raw materials processing machinery	2310	**1,815.26**	-	
Petroleum processing machinery	2311	**30.00**	-	
Textile and fabric machinery and ac	2312	**1,556.87**	-	
Lapidary machinery and equipment	2313	**31.11**	-	
Leatherworking repairing machinery	2314	**535.51**	-	
Industrial process machinery and eq	2315	**2,924.64**	-	
Foundry machines and equipment and	2316	**5.80**	-	
Industrial food and beverage equipm	2318	**1,171.89**	-	
Mixers and their parts and accessor	2319	**7.47**	-	
Mass transfer equipment	2320	**160.53**	-	
Electronic manufacturing machinery	2321	**62.31**	-	
Chicken processing machinery and eq	2322	**1.93**	-	
Sawmilling and lumber processing ma	2323	**40.89**	-	
Metal cutting machinery and accesso	2324	**2,219.81**	-	
Metal forming machinery and accesso	2325	**449.49**	-	
Rapid prototyping machinery and acc	2326	**22.20**	-	
Welding and soldering and brazing m	2327	**155.83**	-	
Metal treatment machinery	2328	**41.12**	-	
Industrial machine tools	2329	**1,943.67**	-	
Wire machinery and equipment	2330	**28.33**	-	
Material handling machinery		**84,770.84**	**-**	
Unspecified at family level		**11,920.30**	-	
Material handling machinery and equ	2410	**11,662.01**	-	
Containers and storage	2411	**40,875.67**	-	
Packaging materials	2412	**3,245.71**	-	

Spend at family level (Thousand USD)	Family	Total	WMO	%
Industrial refrigeration	2413	6,185.05	-	
Packing supplies	2414	10,882.10	-	
Motor vehicles and parts		**443,128.27**	**-**	
Unspecified at family level		20,278.15	-	
Motor vehicles	2510	359,951.08	-	
Marine transport	2511	5,392.06	-	
Railway and tramway machinery and e	2512	61.21	-	
Aircraft	2513	614.53	-	
Spacecraft	2515	0.07	-	
Non motorized cycles	2516	1,160.93	-	
Transportation components and syste	2517	40,117.95	-	
Vehicle bodies and trailers	2518	3,957.32	-	
Transportation services equipment	2519	11,579.14	-	
Aerospace systems and components an	2520	15.83	-	
Power generation machinery		**106,646.24**	**-**	
Unspecified at family level		2.06	-	
Power sources	2610	9,441.25	-	
Batteries and generators and kineti	2611	67,174.57	-	
Electrical wire and cable and harne	2612	6,613.93	-	
Power generation	2613	17,909.39	-	
Atomic and nuclear energy machinery	2614	5,505.05	-	
Tools and general machinery		**133,979.47**	**-**	
Unspecified at family level		111,770.66	-	
Hand tools	2711	21,295.71	-	
Hydraulic machinery and equipment	2712	548.69	-	
Pneumatic machinery and equipment	2713	129.78	-	
Automotive specialty tools	2714	234.63	-	
Structures, construction components		**155,715.89**	**-**	
Unspecified at family level		78,988.75	-	
Structural components and basic sha	3010	6,617.42	-	
Concrete and cement and plaster	3011	5,976.89	-	
Roads and landscape	3012	5,802.32	-	
Structural building products	3013	11,782.85	-	
Insulation	3014	511.96	-	
Exterior finishing materials	3015	12,741.36	-	
Interior finishing materials	3016	2,624.15	-	
Doors and windows and glass	3017	2,867.12	-	
Plumbing fixtures	3018	1,313.31	-	
Construction and maintenance suppor	3019	1,527.65	-	
Portable Structure Building Compone	3024	405.37	-	
Structural materials	3026	24,556.73	-	
Manufacturing components		**8,425.01**	**-**	
Unspecified at family level		12.04	-	
Moldings	3114	11.79	-	
Rope and chain and cable and wire a	3115	1,297.23	-	
Hardware	3116	1,003.54	-	
Bearings and bushings and wheels an	3117	58.32	-	
Grinding and polishing and smoothin	3119	11.55	-	
Adhesives and sealants	3120	364.39	-	
Paints and primers and finishes	3121	903.95	-	
Industrial optics	3124	8.24	-	
Pneumatic and hydraulic and electri	3125	2,556.54	-	
Housings and cabinets and casings	3126	109.56	-	
Fabricated pipe assemblies	3131	2,071.47	-	
Gaskets	3140	12.50	-	
Seals	3141	3.90	-	
Electronic components		**723.38**	**-**	
Unspecified at family level		86.19	-	
Printed circuits and integrated cir	3210	116.01	-	
Passive discrete components	3212	61.52	-	
Electronic hardware and component p	3213	306.28	-	
Automation control devices and comp	3215	153.38	-	
Electrical systems components		**62,510.46**	**-**	
Unspecified at family level		51.30	-	
Lamps and lightbulbs and lamp compo	3910	28,891.68	-	
Lighting Fixtures and Accessories	3911	8,911.38	-	
Electrical equipment and components	3912	21,770.09	-	
Electrical wire management devices	3913	2,886.01	-	
Distribution equipment		**39,384.95**	**-**	
Heating and ventilation and air cir	4010	23,440.28	-	
Fluid and gas distribution	4014	428.87	-	
Industrial pumps and compressors	4015	10,833.96	-	
Industrial filtering and purificati	4016	1,263.17	-	
Pipe piping and pipe fittings	4017	3,401.40	-	
Tubes tubing and tube fittings	4018	17.26	-	
Laboratory and testing equipment		**230,451.73**	**829.71**	**0.00**
Unspecified at family level		5,893.36	-	
Laboratory and scientific equipment	4110	144,731.13	-	
Measuring and observing and testing	4111	56,815.97	829.71	0.01
Laboratory supplies and fixtures	4112	23,011.28	-	
Medical equipment		**735,687.00**	**-**	
Unspecified at family level		263,973.36	-	
Veterinary equipment and supplies	4212	6,334.51	-	
Medical apparel and textiles	4213	475.62	-	
Patient care and treatment products	4214	65,178.11	-	

Spend at family level (Thousand USD)	Family	Total	WMO	%
Dental equipment and supplies	4215	**286.87**	-	
Dialysis equipment and supplies	4216	**1.50**	-	
Mobile medical services products	4217	**83,664.59**	-	
Patient exam and monitoring product	4218	**15,097.46**	-	
Medical facility products	4219	**41,223.20**	-	
Medical diagnostic imaging and nucl	4220	**12,703.78**	-	
Independent living aids for the phy	4221	**18,732.49**	-	
Intravenous and arterial administra	4222	**178.57**	-	
Clinical nutrition	4223	**220,443.85**	-	
Orthopedic and prosthetic and sport	4224	**2,510.16**	-	
Physical and occupational therapy a	4225	**11.81**	-	
Postmortem and mortuary equipment a	4226	**0.60**	-	
Respiratory and anesthesia and resu	4227	**1,201.88**	-	
Medical cleaning and sterilization	4228	**760.77**	-	
Surgical products	4229	**928.70**	-	
Medical training and education supp	4230	**1,694.12**	-	
Wound care products	4231	**285.04**	-	
IT and communications equipment		**626,104.44**	**346.93**	**0.00**
Unspecified at family level		**13,588.65**	-	
Communications Devices and Accessor	4319	**24,518.50**	44.98	0.00
Components for information technolo	4320	**32,586.61**	-	
Computer Equipment and Accessories	4321	**336,560.44**	58.52	0.00
Data Voice or Multimedia Network Eq	4322	**114,007.93**	3.47	0.00
Software	4323	**104,842.31**	239.96	0.00
Office equipment		**146,880.05**	**35.09**	**0.00**
Unspecified at family level		**60,011.62**	-	
Office machines and their supplies	4410	**42,535.12**	-	
Office and desk accessories	4411	**5,818.01**	-	
Office supplies	4412	**38,515.29**	35.09	0.00
Printing, photo and AV equipment		**29,630.86**	**39.31**	**0.00**
Unspecified at family level		**635.13**	-	
Printing and publishing equipment	4510	**3,727.99**	-	
Audio and visual presentation and c	4511	**10,827.98**	39.31	0.00
Photographic or filming or video eq	4512	**13,975.49**	-	
Photographic and recording media	4513	**259.79**	-	
Photographic filmmaking supplies	4514	**204.48**	-	
Security and safety equipment		**46,505.33**	**50.41**	**0.00**
Unspecified at family level		**171.93**	-	
Light weapons and ammunition	4610	**9,664.44**	-	
Conventional war weapons	4611	**5.39**	-	
Rockets and subsystems	4613	**0.65**	-	
Law enforcement	4615	**9,413.55**	-	
Public safety and control	4616	**519.92**	-	
Security surveillance and detection	4617	**12,888.08**	50.41	0.00
Personal safety and protection	4618	**7,450.99**	-	
Fire protection	4619	**2,017.19**	-	
Defense and law enforcement and sec	4620	**129.30**	-	
Workplace safety equipment and supp	4621	**1,311.23**	-	
Military weapon and ammunition disa	4622	**2,932.66**	-	
Cleaning equipment		**27,853.90**	**-**	
Unspecified at family level		**158.34**	-	
Water and wastewater treatment supp	4710	**13,668.98**	-	
Industrial laundry and dry cleaning	4711	**763.52**	-	
Janitorial equipment	4712	**1,293.36**	-	
Cleaning and janitorial supplies	4713	**11,969.71**	-	
Services industry equipment		**23,093.57**	**-**	
Unspecified at family level		**3.75**	-	
Institutional food services equipme	4810	**23,071.12**	-	
Vending machines	4811	**5.79**	-	
Funeral equipment and materials	4813	**12.91**	-	
Sports and recreational equipment		**66,276.90**	**-**	
Unspecified at family level		**93.54**	-	
Collectibles and awards	4910	**5,211.96**	-	
Camping and outdoor equipment and a	4912	**58,078.14**	-	
Fishing and hunting equipment	4913	**145.26**	-	
Field and court sports equipment	4916	**452.81**	-	
Gymnastics and boxing equipment	4917	**70.66**	-	
Target and table games and equipmen	4918	**91.06**	-	
Fitness equipment	4920	**962.12**	-	
Other sports	4921	**88.46**	-	
Sports equipment and accessories	4922	**1,065.40**	-	
Recreation and playground and swimm	4924	**17.49**	-	
Food and beverage products		**1,893,768.83**	**-**	
Unspecified at family level		**4,304.60**	-	
Nuts and seeds	5010	**670.59**	-	
Meat and poultry products	5011	**2,810.40**	-	
Seafood	5012	**4,941.36**	-	
Dairy products and eggs	5013	**36,397.59**	-	
Edible oils and fats	5015	**178,857.76**	-	
Chocolate and sugars and sweeteners	5016	**38,589.77**	-	
Seasonings and preservatives	5017	**3,802.14**	-	
Bread and bakery products	5018	**6,220.40**	-	
Prepared and preserved foods	5019	**410,790.67**	-	
Beverages	5020	**2,505.14**	-	
Tobacco and smoking products and su	5021	**2.32**	-	

Spend at family level (Thousand USD)	Family	Total	WMO	%
Cereal and pulse products	5022	640,320.69	-	
Fresh fruits	5030	140.65	-	
Organic fresh fruits	5031	22.29	-	
Dried fruit	5032	614.74	-	
Frozen fruit	5034	4.43	-	
Canned or jarred organic fruit	5037	8.08	-	
Fresh fruit purees	5038	3.95	-	
Fresh vegetables	5040	242,104.62	-	
Dried vegetables	5042	11,388.86	-	
Canned or jarred vegetables	5046	1,553.91	-	
Nutritional supplements	5050	307,713.87	-	
Pharmaceuticals, contraceptives, vaccines		**2,641,368.85**	**-**	
Unspecified at family level		1,586,924.47	-	
Amebicides and trichomonacides and	5110	137,796.03	-	
Antiarrythmics and antianginals and	5112	741.70	-	
Hematolic drugs	5113	5,303.12	-	
Central nervous system drugs	5114	1,163.92	-	
Autonomic nervous system drugs	5115	145.31	-	
Drugs affecting the respiratory tra	5116	3,864.91	-	
Drugs affecting the gastrointestina	5117	395.94	-	
Hormones and hormone antagonists	5118	120,553.14	-	
Agents affecting water and electrol	5119	3,543.99	-	
Immunomodulating drugs	5120	601,757.54	-	
Drugs affecting the ears, eye, nose	5124	404.77	-	
Anaesthetic drugs and related adjun	5127	17.62	-	
Antibacterials	5128	6,893.71	-	
Antifungal drugs	5130	833.90	-	
Antihistamines or H1 blockers	5131	2.02	-	
Antipsychotics	5133	19.86	-	
Antiviral drugs	5134	46,048.43	-	
Estrogens and progestins and intern	5135	121,182.54	-	
Controlled substance analgesics	5137	37.60	-	
Nonsteroidal anti inflammatory drug	5138	1.34	-	
Vasodilators	5141	2.70	-	
Corticosteroids	5142	27.57	-	
Antihypertensive drugs	5143	3,407.18	-	
Radiopharmaceuticals and contrast m	5144	95.27	-	
Anthelmintics	5145	138.70	-	
Antiseptics	5147	65.57	-	
Domestic appliances and electronics		**128,602.34**	**-**	
Unspecified at family level		4,331.40	-	
Floor coverings	5210	198.29	-	
Bedclothes and table and kitchen li	5212	50,057.83	-	
Window treatments	5213	868.75	-	
Domestic appliances	5214	43,011.17	-	
Domestic kitchenware and kitchen su	5215	17,560.24	-	
Consumer electronics	5216	12,574.67	-	
Apparel, luggage and personal care		**126,776.03**	**-**	
Unspecified at family level		35,716.66	-	
Clothing	5310	42,184.49	-	
Footwear	5311	5,824.96	-	
Luggage and handbags and packs and	5312	307.96	-	
Personal care products	5313	42,724.69	-	
Sewing supplies and accessories	5314	17.26	-	
Timepieces, jewelry and gemstones		**47.40**	**-**	
Unspecified at family level		31.93	-	
Timepieces	5411	15.47	-	
Published products		**81,058.05**	**17.24**	**0.00**
Unspecified at family level		49,393.86	-	
Printed media	5510	24,835.41	17.24	0.00
Electronic reference material	5511	1,042.34	-	
Signage and accessories	5512	5,786.43	-	
Furniture		**64,564.13**	**58.31**	**0.00**
Unspecified at family level		2,838.80	-	
Accommodation furniture	5610	50,028.85	58.31	0.00
Commercial and industrial furniture	5611	8,232.71	-	
Classroom and instructional and ins	5612	3,038.85	-	
Merchandising furniture and accesso	5613	240.44	-	
Decorative adornments	5614	184.48	-	
Musical instruments and arts and crafts		**90,178.21**	**-**	
Unspecified at family level		78,654.73	-	
Developmental and professional teac	6010	10,604.07	-	
Classroom decoratives and supplies	6011	309.64	-	
Arts and crafts equipment and acces	6012	228.60	-	
Musical Instruments and parts and a	6013	376.42	-	
Toys and games	6014	4.74	-	
Financial instruments products		**250.22**	**-**	
Unspecified at family level		0.01	-	
Securities	6411	4.39	-	
Insurable interest contracts	6412	16.29	-	
General agreements and contracts	6413	229.53	-	
Farming, fishing, forestry services		**33,059.42**	**-**	
Unspecified at family level		67.58	-	

Spend at family level (Thousand USD)	Family	Total	WMO	%
Fisheries and aquaculture	7010	**1,133.36**	-	
Horticulture	7011	**7,044.89**	-	
Livestock services	7012	**1,894.40**	-	
Land and soil preparation and manag	7013	**422.14**	-	
Crop production and management and	7014	**1,691.51**	-	
Forestry	7015	**2,684.91**	-	
Wildlife and flora	7016	**527.88**	-	
Water resources development and ove	7017	**17,592.73**	-	
Mining, oil and gas services		**1,190.56**	**-**	
Mining services	7110	**10.98**	-	
Oil and gas exploration services	7111	**6.38**	-	
Well drilling and construction serv	7112	**423.03**	-	
Oil and gas data management and pro	7115	**739.72**	-	
Oil and gas well project management	7116	**10.44**	-	
Building and maintenance services		**1,302,987.43**	**1,013.88**	**0.00**
Unspecified at family level		**248,129.38**	-	
Building and facility maintenance a	7210	**572,229.82**	1,007.99	0.00
Residential building construction s	7211	**24,637.86**	-	
Nonresidential building constructio	7212	**229,589.33**	-	
Heavy construction services	7214	**71,326.56**	-	
Specialized trade construction and	7215	**157,074.48**	5.89	0.00
Industrial manufacturing services		**73,032.43**	**-**	
Unspecified at family level		**170.52**	-	
Plastic and chemical industries	7310	**820.95**	-	
Wood and paper industries	7311	**112.18**	-	
Metal and mineral industries	7312	**21.25**	-	
Food and beverage industries	7313	**481.24**	-	
Fibers and textiles and fabric indu	7314	**169.66**	-	
Manufacturing support services	7315	**28,875.72**	-	
Machinery and transport equipment m	7316	**62.26**	-	
Manufacture of electrical goods and	7317	**29.00**	-	
Machining and processing services	7318	**42,289.65**	-	
Industrial cleaning services		**93,509.67**	**48.39**	**0.00**
Unspecified at family level		**656.28**	-	
Decontamination services	7610	**1,162.38**	-	
Cleaning and janitorial services	7611	**74,584.72**	48.39	0.00
Refuse disposal and treatment	7612	**13,375.67**	-	
Toxic and hazardous waste cleanup	7613	**3,730.63**	-	
Environmental services		**93,142.64**	**3.17**	**0.00**
Unspecified at family level		**585.98**	-	
Environmental management	7710	**71,821.56**	3.17	0.00
Environmental protection	7711	**11,264.91**	-	
Pollution tracking and monitoring a	7712	**7,946.40**	-	
Pollutants tracking and monitoring	7713	**1,523.79**	-	
Transportation, storage, mail services		**2,323,126.23**	**5,692.19**	**0.00**
Unspecified at family level		**159,440.80**	20.06	0.00
Mail and cargo transport	7810	**1,065,640.63**	57.91	0.00
Passenger transport	7811	**644,232.06**	5,453.50	0.01
Material packing and handling	7812	**28,509.73**	-	
Storage	7813	**63,027.93**	7.72	0.00
Transport services	7814	**328,243.09**	66.31	0.00
Transportation repair or maintenanc	7818	**34,031.99**	86.68	0.00
Management and admin services		**1,809,281.45**	**682.82**	**0.00**
Unspecified at family level		**208,588.42**	-	
Management advisory services	8010	**307,937.35**	587.28	0.00
Human resources services	8011	**126,426.13**	-	
Legal services	8012	**9,301.45**	-	
Real estate services	8013	**370,614.29**	3.07	0.00
Marketing and distribution	8014	**90,915.85**	-	
Trade policy and services	8015	**4,673.95**	-	
Business administration services	8016	**682,227.22**	84.40	0.00
Public relations and professional c	8017	**8,596.80**	8.08	0.00
Engineering and research services		**1,279,417.52**	**3,791.05**	**0.00**
Unspecified at family level		**170,466.91**	-	
Professional engineering services	8110	**376,795.77**	-	
Computer services	8111	**455,102.41**	19.44	0.00
Economics	8112	**5,134.64**	-	
Statistics	8113	**15,079.89**	-	
Manufacturing technologies	8114	**80,829.43**	-	
Earth science services	8115	**6,522.04**	1,358.61	0.21
Information Technology Service Deli	8116	**169,331.15**	2,412.99	0.01
Biological science services	8117	**155.29**	-	
Editorial, design, graphic services		**281,753.99**	**352.63**	**0.00**
Unspecified at family level		**51,986.33**	-	
Advertising	8210	**11,871.33**	0.97	0.00
Writing and translations	8211	**130,705.23**	124.99	0.00
Reproduction services	8212	**60,784.02**	57.58	0.00
Photographic services	8213	**6,948.54**	124.86	0.02
Graphic design	8214	**18,839.53**	44.24	0.00
Professional artists and performers	8215	**600.14**	-	
Film and theater production support	8216	**18.88**	-	
Public sector related services		**182,009.85**	**453.59**	**0.00**
Unspecified at family level		**111.01**	-	
Utilities	8310	**107,977.33**	453.59	0.00
Telecommunications media services	8311	**46,066.71**	-	

Spend at family level (Thousand USD)	Family	Total	WMO	%
Information services	**8312**	**27,854.80**	**-**	
Financial and insurance services		**438,376.64**	219.64	0.00
Unspecified at family level		**237,173.36**	-	
Development finance	8410	**63,291.74**	-	
Accounting and bookkeeping services	8411	**50,280.58**	205.80	0.00
Banking and investment	8412	**28,044.26**	-	
Insurance and retirement services	8413	**58,872.59**	12.63	0.00
Credit agencies	8414	**714.12**	1.21	0.00
Healthcare services		**347,667.61**	**-**	
Unspecified at family level		**12,859.12**	-	
Comprehensive health services	8510	**278,860.49**	-	
Disease prevention and control	8511	**22,014.91**	-	
Medical practice	8512	**26,575.38**	-	
Medical science research and experi	8513	**374.54**	-	
Food and nutrition services	8515	**4,927.25**	-	
Medical Surgical Equipment Maintena	8516	**84.86**	-	
Death and dying support services	8517	**1,894.58**	-	
Diagnoses of infectious and parasit	8521	**76.12**	-	
Diagnoses of diseases of the muscul	8537	**0.34**	-	
Education and training services		**221,693.51**	**53.22**	**0.00**
Unspecified at family level		**15,008.41**	-	
Vocational training	8610	**141,685.45**	40.47	0.00
Alternative educational systems	8611	**3,646.70**	-	
Educational institutions	8612	**839.32**	-	
Specialized educational services	8613	**48,348.15**	12.76	0.00
Educational facilities	8614	**12,165.49**	-	
Travel, food and lodging		**558,978.93**	**424.25**	**0.00**
Unspecified at family level		**79,665.25**	4.16	0.00
Restaurants and catering	9010	**63,503.07**	78.14	0.00
Hotels and lodging and meeting faci	9011	**209,099.16**	341.94	0.00
Travel facilitation	9012	**205,244.42**	-	
Performing arts	9013	**12.49**	-	
Commercial sports	9014	**154.13**	-	
Entertainment services	9015	**1,300.41**	-	
Personal and domestic services		**2,234.32**	**-**	
Unspecified at family level		**18.40**	-	
Personal appearance	9110	**21.83**	-	
Domestic and personal assistance	9111	**2,194.09**	-	
Public order and security services		**321,233.13**	**33.74**	**0.00**
Unspecified at family level		**35,576.53**	-	
Public order and safety	9210	**10,651.12**	-	
Military services and national defe	9211	**110,964.67**	-	
Security and personal safety	9212	**164,040.81**	33.74	0.00
Politics and civic affairs services		**304,187.52**	**-**	
Unspecified at family level		**1,073.85**	-	
Political systems and institutions	9310	**657.01**	-	
Socio political conditions	9311	**0.15**	-	
International relations	9312	**61,148.50**	-	
Humanitarian aid and relief	9313	**130,984.79**	-	
Community and social services	9314	**64,793.18**	-	
Public administration and finance s	9315	**41,029.66**	-	
Taxation	9316	**1,015.60**	-	
Trade policy and regulation	9317	**3,484.80**	-	
Organizations and clubs		**23,695.20**	**-**	
Unspecified at family level		**146.61**	-	
Work related organizations	9410	**6,986.59**	-	
Civic organizations and association	9413	**16,562.00**	-	
Land, building and structures		**125,368.83**	**-**	
Land parcels	9510	**20.44**	-	
Permanent buildings and structures	9512	**22,142.25**	-	
Portable buildings and structures	9513	**35,107.01**	-	
Prefabricated buildings and structu	9514	**68,099.12**	-	

13

MAJOR PURCHASE ORDERS AND CONTRACTS BY UNITED NATIONS ORGANIZATION

Location of supplier	Supplier name	Category description	Value (USD)
ECLAC			
Argentina	ACIFI S.A.	Management and admin services	143,600.00
Chile	AGUAS ANDINAS S.A.	Public sector related services	53,828.83
Chile	ANTALIS CHILE LIMITADA	Printing, photo and AV equipment	39,609.03
Chile	ARQUITECTURA Y CONSTRUCCION LIMITAD	Building and maintenance services	117,528.66
Chile	ATTON VITACURA S.P.A	Travel, food and lodging	58,663.86
Chile	COMERCIAL CERRO COLORADO LIMITADA.	Building and maintenance services	247,204.93
Chile	COMERCIALIZADORA DITEC AUTOMÓVILES	Motor vehicles and parts	112,321.90
Chile	CONSTRUCCIÓN INGENIERÍA Y SUMINIST	Building and maintenance services	54,351.57
Chile	CONSTRUCTORA TIERRA LIMITADA	Building and maintenance services	152,179.19
Chile	CONSTRUCTORA WL LTDA.	Building and maintenance services	87,618.27
Chile	CS CONSULTORA Y SERVICIOS E.I.R.L.	Building and maintenance services	37,136.09
Chile	DATA CONVERSION SERVICE AGENCIA EN	Engineering and research services	192,642.64
Chile	DIMACOFI SA.	Engineering and research services	99,627.91
Chile	EMPRESA DE CORREOS DE CHILE	Transportation, storage, mail services	42,374.21
Chile	EMPRESA DE SERVICIOS ENERGETICOS LI	Building and maintenance services	128,123.14
Chile	ENEL DISTRIBUCIÓN CHILE S.A.	Public sector related services	456,961.19
Chile	FRANCISCO ANTONIO PONCE INOSTROZA C	Building and maintenance services	434,756.71
Chile	HYC SERVICIOS INTEGRALES LTDA	Building and maintenance services	60,922.53
Chile	METROGAS S.A.	Public sector related services	45,045.04
Chile	NELSON GONZALEZ ALFARO	Building and maintenance services	50,411.17
Chile	PAISAJISMO ARQUITECTURA Y CONSTRUC	Building and maintenance services	78,378.38
Chile	PG CORP SERVICIOS S.A.	Industrial cleaning services	517,774.34
Chile	PHILIPS LIGHTING CHILENA S.A.	Building and maintenance services	50,284.10
Chile	POZOS PROFUNDOS S.A.	Building and maintenance services	203,432.03
Chile	PROSEGUR TECNOLOGIA CHILE LIMITADA	Security and safety equipment	53,196.21
Chile	REPRESENTACIONES AEROTECH SPA	Security and safety equipment	43,340.76
Chile	TELEFONICA MOVILES CHILE S.A.	Public sector related services	77,279.75
Chile	TRAZAS GESTIÓN DE PROYECTOS DE INFR	Building and maintenance services	362,637.44
Chile	TYCO SERVICES S. A.	Public order and security services	54,114.39
Chile	VIGO CONSULTORES S.A.	Management and admin services	49,879.77
Chile	XEROX DE CHILE S.A.	Industrial manufacturing services	74,346.41
Denmark	DANOFFICE APS (DENMARK)	IT and communications equipment	193,385.00
Mexico	BANCA MIFEL SA CORP MCS FIDEICOMISO	Management and admin services	662,137.04
Mexico	KOCH OVERSEAS DE MÉXICO	Travel, food and lodging	364,341.45
Mexico	OFICINAS CORPORATIVAS CERVANTES 193	Public order and security services	31,130.81
Netherlands	ELSEVIER	Public sector related services	77,551.40
Switzerland	CARLSON WAGONLIT TRAVEL	Travel, food and lodging	3,290,243.22
Trinidad and Tobago	MARITIME LIFE (CARIBBEAN) LIMITED	Building and maintenance services	48,054.22
Trinidad and Tobago	MARITIME LIFE (CARIBBEAN) LIMITED	Management and admin services	362,267.45
Trinidad and Tobago	SELLIER'S TRAVEL SERVICE LTD	Travel, food and lodging	193,082.08
Trinidad and Tobago	TRAVEL NETWORK	Travel, food and lodging	91,846.15
United States of America	CHECK POINTSOFTWARETECHNOLOGIESINC.	Engineering and research services	63,079.00
United States of America	CHECK POINTSOFTWARETECHNOLOGIESINC.	IT and communications equipment	43,494.00
United States of America	CISCO SYSTEMS INC	IT and communications equipment	325,160.00
United States of America	EMC CORPORATION	IT and communications equipment	40,094.21
United States of America	LENOVO (UNITED STATES) INC	IT and communications equipment	231,374.00
United States of America	MORRIS AND GWENDOLYNCAFRITZFOUNDATI	Management and admin services	208,587.30
ESCAP			
Australia	COMMONWEALTH SCIENTIFIC INDUSTRIAL	Management and admin services	37,000.00
Cyprus	CYPRUS TRADE & TOURS LTD	Travel, food and lodging	1,402,072.11
Denmark	COPENHAGEN CONTRACTORS A/S	Management and admin services	76,825.00
Denmark	DANOFFICE APS (DENMARK)	IT and communications equipment	180,119.00
Eritrea	UNDP-ERITREA	Management and admin services	54,764.81
Fiji	KADAVU HOLDINGS LIMITED	Management and admin services	34,092.18
India	BSES RAJDHANI POWER LIMITED	Public sector related services	36,082.41
Indonesia	UNDP-INDONESIA	Management and admin services	40,324.79
Myanmar	U TUN THEIN	Management and admin services	33,333.33
Republic of Korea	CLESTRA HAUSERMAN CO.LTD	Engineering and research services	36,969.20
Republic of Korea	HYUNDAI MOTOR COMPANY	Motor vehicles and parts	148,848.77
Republic of Korea	INCHEON FREE ECONOMIC ZONE - IFEZ	Public sector related services	148,978.33
Republic of Korea	SEOUL METROPOLITAN FACILITIES MANAGEMENT	Management and admin services	50,100.11
Spain	IDOM CONSULTING ENGINEERING ARCHI	Engineering and research services	201,341.23
Switzerland	KARGER LIBRI INTERNATIONALE ZEITSCH	Public sector related services	37,171.90
Switzerland	SWISS BANKERS PREPAID SERVICES AG	Travel, food and lodging	50,840.00
Thailand	19 ASSOCIATES CO.LTD	Building and maintenance services	63,308.94
Thailand	ABB LTD.	Building and maintenance services	33,494.12
Thailand	ADECCOPHAHOLYOTHINRECRUITMENTLIMITE	Engineering and research services	82,591.87
Thailand	ADECCOPHAHOLYOTHINRECRUITMENTLIMITE	Management and admin services	163,478.53
Thailand	ADECCOPHAHOLYOTHINRECRUITMENTLIMITE	Travel, food and lodging	52,611.88
Thailand	ADVANCED WIRELESS NETWORK CO. LTD.	Public sector related services	301,734.10
Thailand	CHANINTR LIVING LIMITED	Furniture	74,639.72
Thailand	DAIFU ENGINEERING CO. LTD.	Distribution equipment	70,208.85
Thailand	DEMA CO. LTD.	Furniture	46,957.29
Thailand	DHL EXPRESS INTERNATIONAL (THAILAND) LTD	Transportation, storage, mail services	34,971.10
Thailand	FUTURE ENGINEERING CONSULTANTS CO.	Management and admin services	54,805.03
Thailand	HAMMERSMITH CO.LTD.	Building and maintenance services	174,820.63
Thailand	JOHNSON CONTROLS INTERNATIONAL (THA	Building and maintenance services	288,609.75
Thailand	KNOWLEDGE MANAGEMENT SYSTEMS COMPAN	Engineering and research services	98,381.00
Thailand	LOCKTON WATTANA INSURANCE BROKERS (	Financial and insurance services	60,944.64
Thailand	METRO SYSTEMS CORPORATION PUBLIC CO	IT and communications equipment	46,242.77
Thailand	METROPOLITAN ELECTRICITY AUTHORITY	Public sector related services	999,862.59
Thailand	METROPOLITAN WATER WORK AUTHORITY	Public sector related services	41,158.10
Thailand	PATARARUNGROJ LTD.PART.	Domestic appliances and electronics	47,886.03
Thailand	PCS SECURITY AND FACILITY SERVICES	Building and maintenance services	769,664.93

Location of supplier	Supplier name	Category description	Value (USD)
ESCAP continued			
Thailand	PCS SECURITY AND FACILITY SERVICES	Management and admin services	111,135.48
Thailand	PINKLAO MARBLE & GRANITE CO.LTD	Building and maintenance services	172,893.97
Thailand	POWER-TECH ADVANCE SYSTEMS CO. LTD	Power generation machinery	36,813.11
Thailand	QTEC TECHNOLOGY CO. LTD.	Distribution equipment	44,515.94
Thailand	RK3 ENGINEERING AND DEVELOPMENT CO.	Electrical systems components	34,505.59
Thailand	ROCKWORTH PUBLIC CO. LTD.	Furniture	46,420.33
Thailand	SIAM P&T CO. LTD.	Building and maintenance services	298,201.97
Thailand	SJS FINE IMPORTS CO. LTD.	Motor vehicles and parts	36,377.25
Thailand	SODEXO SECURITY GUARD SERVICE (THAI	Travel, food and lodging	336,930.95
Thailand	STARLINK (THAILAND) CO. LTD.	Distribution equipment	433,159.77
Thailand	SURASAK ENGINEERING CO.LTD.	Building and maintenance services	286,779.74
Thailand	TAKACHIHO FIRE SECURITY & SERVICES	Engineering and research services	134,902.67
Thailand	TEN INTEGRATED SYSTEM (THAILAND) CO	Domestic appliances and electronics	47,287.75
Thailand	THAI-PHILL SERVICES CO. LTD.	Building and maintenance services	49,865.46
Thailand	V BUILDER CO.LTD.	Building and maintenance services	60,061.45
Thailand	WGC INTERNATIONAL LIMITED	Printing, photo and AV equipment	378,102.58
Thailand	ZENITH COMP COMPANY LIMITED	Engineering and research services	66,548.44
United States of America	CISCO SYSTEMS INC	Printing, photo and AV equipment	192,977.52
United States of America	CITRIX SYSTEMS INC	IT and communications equipment	37,500.00
United States of America	EMC CORPORATION	IT and communications equipment	42,127.36
United States of America	LENOVO (UNITED STATES) INC	IT and communications equipment	221,504.00
United States of America	TRIGYN TECHNOLOGIES INC.	Engineering and research services	558,751.30
United States of America	UNDP-UKRAINE	Management and admin services	113,878.00
ESCWA			
Denmark	DANOFFICE APS (DENMARK)	IT and communications equipment	38,316.00
France	GROUPE MULLIEZ FLORY	Apparel, luggage and personal care	35,086.00
Lebanon	AMAC SARL	Printing, photo and AV equipment	68,881.00
Lebanon	ASSIYANA SAL	Industrial cleaning services	219,500.00
Lebanon	BYBLOS PRINTING SAL	Industrial manufacturing services	116,268.00
Lebanon	COMPUTER INFORMATION SYSTEMS (CIS	Engineering and research services	69,456.00
Lebanon	ELECTRICITE DU LIBAN	Public sector related services	497,498.32
Lebanon	GENERAL DIRECTORATE OF EXPLOITATION	Public sector related services	72,892.00
Lebanon	GUARDIA SYSTEMS S.A.L.	Building and maintenance services	99,600.00
Lebanon	GUARDIA SYSTEMS S.A.L.	Engineering and research services	291,100.00
Lebanon	HADDAD ENTERPRISES	Engineering and research services	37,500.00
Lebanon	KURBAN TRAVEL SERVICES (K.T.S.) S.A	Travel, food and lodging	347,000.00
Lebanon	LIBANPOST SAL	Transportation, storage, mail services	46,000.00
Lebanon	MAISON DE LA SECURITE SARL	Land, building and structures	92,386.00
Lebanon	MAISON DE LA SECURITE SARL	Structures, construction components	70,415.00
Lebanon	MEDITERRANEANOILSHIPPING&TRANSPORTC	Fuels and lubricants etc.	128,738.09
Lebanon	MIDWARE DATA SYSTEMS S.A.L.	IT and communications equipment	51,425.00
Lebanon	MOBILE INTERIM COMPANY N2 SAL	Public sector related services	44,832.00
Lebanon	SODETEL SAL	Engineering and research services	49,600.00
Lebanon	SOLIDERE S.A.L	Building and maintenance services	752,600.00
Lebanon	THE TRAVEL CLUB SARL	Travel, food and lodging	484,412.00
Lebanon	UNDP-LEBANON	Public order and security services	171,494.87
Lebanon	WORLD WIDE TRAVEL & TOURISM	Travel, food and lodging	756,271.00
Morocco	HOTEL TOUR HASSAN SARL	Travel, food and lodging	49,110.85
United Arab Emirates	INTERNATIONAL RENEWABLE ENERGY AGENCY	Engineering and research services	32,000.00
United Kingdom of Great Britain and Northern Ireland	PRESSTEK EUROPE LIMITED	Printing, photo and AV equipment	32,396.13
United States of America	ASTROPHYSICS INC.	Security and safety equipment	46,500.00
United States of America	CISCO SYSTEMS INC	IT and communications equipment	105,055.50
United States of America	PURDUE UNIVERSITY	Organizations and clubs	40,870.00
United States of America	SMART ANALYTICS INC	IT and communications equipment	74,950.00
United States of America	THE ARMORED GROUP LLC	Motor vehicles and parts	271,568.02
FAO			
Afghanistan	ABASSIN BAHAR CONSTRUCTION COMPANY	Farming, fishing, forestry services	70,840.86
Afghanistan	ABDUL JAMIL CONSTRUCTION COMPANY	Farming, fishing, forestry services	83,319.30
Afghanistan	ABDUL WAKIL RAHIMI TRADING CO	Security and safety equipment	46,180.00
Afghanistan	ABID RAHIMI CONSTRUCTION COMPANY	Farming, fishing, forestry services	331,239.01
Afghanistan	AFGHAN LASER ENGINEERING & CONSTRUCTION	Farming, fishing, forestry services	46,491.00
Afghanistan	AFGHAN LIGHT CONSTRUCTION LTD	Farming, fishing, forestry services	249,198.08
Afghanistan	AIOUB FAIZI CONSTRUCTION COMPANY	Building and maintenance services	68,856.00
Afghanistan	ALBADAR ARCHITECTURE & CONSTRUCTION CO	Building and maintenance services	32,680.84
Afghanistan	ALBADAR ARCHITECTURE & CONSTRUCTION CO	Farming, fishing, forestry services	31,435.65
Afghanistan	ARIANA APPLE CONSTRUCTION COMPANY	Farming, fishing, forestry services	232,663.59
Afghanistan	BAHAR WAHID CONSTRUCTION COMPANY	Building and maintenance services	66,559.89
Afghanistan	BARAK HELMAND CO LTD	Motor vehicles and parts	157,074.00
Afghanistan	BASHIR AMIRI CONSTRUCTION CO	Farming, fishing, forestry services	120,685.44
Afghanistan	DA MUSA KHIL MANAGAL CONSTRUCTION, ROAD	Farming, fishing, forestry services	319,856.24
Afghanistan	DOROKHSHAN SEED ENTERPRISE	Live plant and animal material	94,193.74
Afghanistan	GHULAM MUHAMMAD DIN CO LTD	Live plant and animal material	253,500.00
Afghanistan	GREEN UNIVERSAL CONSTRUCTION COMPANY	Farming, fishing, forestry services	119,031.15
Afghanistan	HEMAYAT ETMENAN CONSTRUCTION, CONSTRUC	Farming, fishing, forestry services	54,907.46
Afghanistan	HERAT LIVESTOCK DEVELOPMENT UNION	Live plant and animal material	224,800.00
Afghanistan	INSURANCE CORPORATION OF AFGHANISTAN	Financial and insurance services	42,160.00
Afghanistan	KHALID DURRANI GROUP	Farming, fishing, forestry services	315,579.97
Afghanistan	KHALIL ULLAH SARWARI LOGISTIC COMPANY	Security and safety equipment	42,000.00
Afghanistan	MAHMOOD RAQI CONSTRUCTION & BUILDING CC	Farming, fishing, forestry services	30,522.56
Afghanistan	NEO TECHNOLOGY	Electrical systems components	36,500.00
Afghanistan	NEW SHAHAB ROAD CONSTRUCTION AND PRODU	Farming, fishing, forestry services	149,174.13
Afghanistan	NOOR AGRICULTURE SEEDS COMPANY	Live plant and animal material	43,186.13
Afghanistan	PAMIR AGROVET LTD	Pharmaceuticals, contraceptives, vaccines	100,000.00
Afghanistan	SADAT GHAFORI CO LTD	Medical equipment	33,990.00

Location of supplier	Supplier name	Category description	Value (USD)
FAO continued			
Afghanistan	SADAT GHAFORI CO LTD	Pharmaceuticals, contraceptives, vaccines	370,500.00
Afghanistan	SADAT HASSAN ZAI LTD	Live plant and animal material	73,800.00
Afghanistan	SAEID BAKHTARI CONSTRUCTION COMPANY	Farming, fishing, forestry services	107,604.30
Afghanistan	SAFIR HOTAK BUILDING AND ROAD CONSTRUCTI(	Farming, fishing, forestry services	306,703.72
Afghanistan	SHEEN ZAR AGRICULTURE TRADING COMPAN LTD	Live plant and animal material	236,550.00
Afghanistan	SHIEKH MARUF KAROKHI SEED COMPANY	Live plant and animal material	35,939.42
Afghanistan	SHIRABAD SEED COMPANY	Live plant and animal material	36,631.18
Afghanistan	SOFT NET INTERNATIONAL	IT and communications equipment	32,800.00
Afghanistan	STAR LINK LOGISTIC & SUPPLY COMPANY (SLLSC)	Live plant and animal material	314,625.00
Afghanistan	TOLO E ARIANA ROAD & CONSTRUCTION CO	Farming, fishing, forestry services	318,801.00
Afghanistan	UNITED NATIONS DEVELOPMENT PROGRAMME-U	Public order and security services	81,324.00
Afghanistan	ZAKHIL PAMIR SEED COMPANY	Live plant and animal material	129,990.49
Afghanistan	ZEMARI ALI AHMAD ZADA CONSTRUCTION COMP.	Farming, fishing, forestry services	249,525.38
Algeria	IDOINE SECURITE EURL	Public order and security services	53,358.85
Angola	ABECE RESTAURANTE CEU AZUL	Travel, food and lodging	97,043.76
Angola	AUTO HILCOM	Motor vehicles and parts	50,000.00
Angola	CONSEAS, LIMITADA	Building and maintenance services	47,786.34
Angola	INTERNET TECHNOLOGIES ANGOLA (ITA)	Engineering and research services	36,000.00
Angola	JUSCAM INVESTIMENTOS - COMERCIO GERAL E RI	Travel, food and lodging	86,623.20
Angola	KONEXUS, EQUIPAMENTO E MATERIAIS DE CONST	Farming, fishing equipment	40,336.00
Angola	KONEXUS, EQUIPAMENTO E MATERIAIS DE CONST	Transportation, storage, mail services	1,428.57
Angola	KONJO COMERCIO E SERVICOS LDA	Motor vehicles and parts	62,854.08
Angola	LIZIRIA LDA	Education and training services	36,406.79
Angola	MARCOS E MENDES, LDA, PRESTACAO DE SERVICC	Building and maintenance services	36,000.00
Arab Countries	AGROPAL AGRICULTURAL MATERIALS AND SERVIC	Live plant and animal material	34,035.29
Arab Countries	AL WAEL FOR GENERAL CONTRACTING COMPANY	Building and maintenance services	13,365.00
Arab Countries	AL WAEL FOR GENERAL CONTRACTING COMPANY	Farming, fishing, forestry services	450,786.87
Arab Countries	AL WAHA EST COMPANY	Live plant and animal material	475,251.57
Arab Countries	BIOTECH MEDICAL SUPPLIES COMPANY	Laboratory and testing equipment	36,680.36
Arab Countries	GOLDEN PILLAR	Medical equipment	50,879.18
Arab Countries	INTERTECH CO FOR COMPUTER AND INTERNET SE	Engineering and research services	39,210.00
Arab Countries	ISO PLUS FOR INTEGRATED SERVICES	Engineering and research services	32,418.00
Arab Countries	LABTECH SUPPLY COMPANY	Laboratory and testing equipment	65,477.16
Arab Countries	LABTECH SUPPLY COMPANY	Medical equipment	25,184.69
Arab Countries	SUPER SECURITY SERVICES COMPANY	Public order and security services	42,062.71
Arab Countries	UNTSO	Management and admin services	47,556.00
Argentina	ALTA DEFINICION ARGENTINA SA	Editorial, design, graphic services	76,011.16
Argentina	ICARO PRODUCCIONES SRL	Editorial, design, graphic services	179,745.56
Argentina	VOLAR SA	Transportation, storage, mail services	112,200.00
Armenia	AGROINTEX LLC	Land, building and structures	45,600.00
Armenia	CARD AGROSERVICE	Farming, fishing equipment	16,900.00
Armenia	CARD AGROSERVICE	Land, building and structures	73,555.00
Armenia	CARD AGROSERVICE	Transportation, storage, mail services	8,400.00
Armenia	SOVRANO LLC	Domestic appliances and electronics	1,470.00
Armenia	SOVRANO LLC	IT and communications equipment	36,396.00
Armenia	SOVRANO LLC	Office equipment	4,100.00
Armenia	SOVRANO LLC	Transportation, storage, mail services	195.00
Asia not elsewhere specified	GENEREACH BIOTECHNOLOGY CORPORATION	Laboratory and testing equipment	43,188.00
Asia not elsewhere specified	GENEREACH BIOTECHNOLOGY CORPORATION	Transportation, storage, mail services	345.00
Australia	COMMONWEALTH SCIENTIFIC AND INDUSTRIAL R	Medical equipment	293,680.00
Australia	DIVERSITY ARRAYS TECHNOLOGY PTY LTD	Engineering and research services	49,000.00
Austria	AMEX EXPORT IMPORT GMBH	Cleaning equipment	12,292.00
Austria	AMEX EXPORT IMPORT GMBH	Distribution equipment	23,238.00
Austria	AMEX EXPORT IMPORT GMBH	Laboratory and testing equipment	168,628.97
Austria	AMEX EXPORT IMPORT GMBH	Material handling machinery	7,283.39
Austria	AMEX EXPORT IMPORT GMBH	Medical equipment	113,098.04
Austria	AMEX EXPORT IMPORT GMBH	Security and safety equipment	980.00
Austria	AMEX EXPORT IMPORT GMBH	Services industry equipment	11,888.38
Austria	AMEX EXPORT IMPORT GMBH	Transportation, storage, mail services	36,601.63
Austria	UNITED NATIONS INDUSTRIAL DEVELOPMENT OR	Education and training services	400,000.00
Austria	UNITED NATIONS INDUSTRIAL DEVELOPMENT OR	Transportation, storage, mail services	2,874,966.37
Austria	VWR INTERNATIONAL GMBH	Education and training services	11,500.00
Austria	VWR INTERNATIONAL GMBH	Laboratory and testing equipment	183,112.50
Austria	VWR INTERNATIONAL GMBH	Transportation, storage, mail services	22,400.00
Bangladesh	ALIM INDUSTRIES LIMITED	Farming, fishing equipment	25,800.00
Bangladesh	ALIM INDUSTRIES LIMITED	Transportation, storage, mail services	5,000.00
Bangladesh	B.R. TECHNOLOGY	Laboratory and testing equipment	34,666.67
Bangladesh	BRAC - CDM, SAVAR	Travel, food and lodging	38,031.76
Bangladesh	CENTER FOR NATURAL RESOURCE STUDIES (CNRS	Engineering and research services	84,539.14
Bangladesh	DUTCH-BANGLA BANK LIMITED	Transportation, storage, mail services	210,784.05
Bangladesh	EXTREME EXHIBITION & EVENT SOLUTION LTD	Management and admin services	37,297.75
Bangladesh	FLORA LIMTED	IT and communications equipment	61,304.16
Bangladesh	G4S SECURE SOLUTIONS BANGLADESH (P) LTD	Public order and security services	64,957.54
Bangladesh	MAKS TRADING LTD	Laboratory and testing equipment	38,828.66
Bangladesh	OVERSEAS MARKETING CORPORATION PVT LIMITE	Building and maintenance services	73,226.68
Bangladesh	QN FARUQUE	Management and admin services	74,811.71
Bangladesh	ROYAL TULIP SEA PEARL BEACH RESORT & SPA LT	Travel, food and lodging	107,286.90
Bangladesh	SECUREX (PVT) LTD	Public order and security services	79,748.94
Bangladesh	UNITED NATIONS DEVELOPMENT PROGRAMME (U	Public order and security services	39,967.83
Barbados	PMA DE SINALOA SA DE CV	Farming, fishing equipment	93,371.12
Barbados	REDES CANITO SA DE CV	Farming, fishing equipment	30,044.00
Barbados	TROPICAL COMPUTERS	IT and communications equipment	30,687.50
Belgium	AGRICONSULTING EUROPE SA	Engineering and research services	349,100.00
Belgium	DONNELLEY FINANCIAL SOLUTIONS BELGIUM BVI	IT and communications equipment	68,996.76

Location of supplier	Supplier name	Category description	Value (USD)
FAO continued			
Belgium	HENDYPLAN SA-NV	IT and communications equipment	32,745.00
Belgium	HENDYPLAN SA-NV	Politics and civic affairs services	65,490.00
Belgium	SDL INTERNATIONAL	IT and communications equipment	110,000.00
Belize	COLEMAN CONSTRUCTION	Building and maintenance services	87,000.00
Benin	ETS CYRBINE COMMUNICATION	Editorial, design, graphic services	52,383.78
Bolivia (Plurinational State of)	OVANDO SA	Motor vehicles and parts	68,411.46
Bolivia (Plurinational State of)	RAMIRO GONZALO RIVERA BARBERY	Management and admin services	48,277.46
Bolivia (Plurinational State of)	UNITED NATIONS CHILDREN S FUND (UNICEF)	Education and training services	162,866.00
Botswana	BOTSWANA UNIVERSITY OF AGRICULTURE AND N.	Farming, fishing equipment	41,527.11
Botswana	BOTSWANA VACCINE INSTITUTE LTD (BVI)	Financial and insurance services	2,842.93
Botswana	BOTSWANA VACCINE INSTITUTE LTD (BVI)	Pharmaceuticals, contraceptives, vaccines	556,586.00
Botswana	BOTSWANA VACCINE INSTITUTE LTD (BVI)	Transportation, storage, mail services	46,779.80
Brazil	FLYTOUR EVENTOS E TURISMO LTDA.	Travel, food and lodging	163,968.83
Brazil	FUNDACAO DE TECNOLOGIA FLORESTAL E GEOPF	Farming, fishing, forestry services	94,345.74
Brazil	INDUSTRIA DE IMPLEMENTOS AGRICOLAS VENCE	Farming, fishing equipment	412,972.62
Brazil	INDUSTRIA DE IMPLEMENTOS AGRICOLAS VENCE	Transportation, storage, mail services	38,897.07
Brazil	UNITED NATIONS DEVELOPMENT PROGRAMME (U	Education and training services	340,000.00
Brazil	UNIVERSIDADE ESTADUAL DE MARINGA	Live plant and animal material	25,000.00
Brazil	UNIVERSIDADE ESTADUAL DE MARINGA	Transportation, storage, mail services	5,000.00
Brazil	WELT COMERCIO DE VEICULOS LTDA	Motor vehicles and parts	50,280.00
Brazil	ZENITH ASSESSORIA EM IMPORTACAO E EXPORTA	Farming, fishing equipment	240,350.00
Brazil	ZENITH ASSESSORIA EM IMPORTACAO E EXPORTA	Financial and insurance services	585.00
Brazil	ZENITH ASSESSORIA EM IMPORTACAO E EXPORTA	Transportation, storage, mail services	11,950.00
Burkina Faso	AFIMED	Pharmaceuticals, contraceptives, vaccines	50,995.10
Burkina Faso	AFIMED	Transportation, storage, mail services	238.21
Burkina Faso	BEN-NAFA	Financial and insurance services	700.00
Burkina Faso	BEN-NAFA	Live plant and animal material	152,015.78
Burkina Faso	BEN-NAFA	Transportation, storage, mail services	18,067.19
Burkina Faso	CENTRE NATIONAL DE SEMENCES FORESTIERES (C	Live plant and animal material	57,765.38
Burkina Faso	COGEDUFA	Tools and general machinery	64,229.82
Burkina Faso	COGEDUFA	Transportation, storage, mail services	7,130.95
Burkina Faso	CRYSTAL SERVICES	Tools and general machinery	45,203.72
Burkina Faso	DINA TELECOM	Public sector related services	37,488.68
Burkina Faso	EBENISTERIE GENERALE DU FASO (EGF)	Farming, fishing, forestry services	32,340.19
Burkina Faso	EGSN	Public order and security services	74,702.96
Burkina Faso	ETS OUEDRAOGO MOUSSA ET FRERES	Tools and general machinery	30,752.35
Burkina Faso	ETS OUEDRAOGO MOUSSA ET FRERES	Transportation, storage, mail services	5,543.40
Burkina Faso	GLOBAL REALISATIONS	Tools and general machinery	38,539.53
Burkina Faso	GLOBAL REALISATIONS	Transportation, storage, mail services	2,241.19
Burkina Faso	K AND K INTERNATIONAL	Live plant and animal material	99,519.81
Burkina Faso	K AND K INTERNATIONAL	Transportation, storage, mail services	3,596.48
Burkina Faso	MERVEILLES D'ELECTRONIQUE	IT and communications equipment	54,214.76
Burkina Faso	MERVEILLES D'ELECTRONIQUE	Office equipment	32,982.24
Burkina Faso	SERVICE D AMENAGEMENT DE MANAGEMENT DE	Building and maintenance services	59,139.22
Burkina Faso	SONABEL	Public sector related services	37,720.61
Burundi	CHM BUSINESS CENTER BDI	Live plant and animal material	30,375.61
Burundi	CONSTRUCTION MAINTENANCE ET FOURNITURE	Farming, fishing equipment	42,971.42
Burundi	CONSTRUCTION MAINTENANCE ET FOURNITURE	Power generation machinery	35,430.85
Burundi	ESPACE ALIMENTAIRE	Industrial manufacturing machinery	38,029.52
Burundi	KABURA FRANÇOIS	Management and admin services	35,849.08
Burundi	KAZOBAGENDA GAËTAN	Live plant and animal material	93,401.92
Burundi	KIVUTO FERDINAND	Live plant and animal material	37,342.79
Burundi	MINOLACS	Live plant and animal material	56,975.04
Burundi	UNITED NATIONS DEVELOPMENT PROGRAMME (U	Public order and security services	36,524.00
Cabo Verde	AGRO PRODUTOS, SARL	Farming, fishing equipment	41,442.84
Cabo Verde	AGRO PRODUTOS, SARL	Live plant and animal material	6,579.35
Cabo Verde	ARQUI M	Building and maintenance services	49,342.48
Cabo Verde	CONSTUR - SOCIEDADE CONSTRUCAO CIVIL, LDA	Building and maintenance services	90,816.22
Cabo Verde	CONSTUR - SOCIEDADE CONSTRUCAO CIVIL, LDA	Distribution equipment	72,229.47
Cabo Verde	ELEVOLUTION ENGENHARIA SA - SUCURSAL CV	Building and maintenance services	224,798.22
Cabo Verde	FLOR DE LAKAKAN	Live plant and animal material	37,807.88
Cabo Verde	LUIS FRAZAO LDA	Building and maintenance services	85,472.06
Cabo Verde	SOCIEDADE NACIONAL DE ENGENHARIA RURAL E	Building and maintenance services	31,527.45
Cambodia	EUROP CONTINENTS SARL	Laboratory and testing equipment	35,550.00
Cambodia	EUROP CONTINENTS SARL	Transportation, storage, mail services	4,350.00
Cambodia	TE AIK HONG CO., LTD	IT and communications equipment	29,250.00
Cambodia	TE AIK HONG CO., LTD	Material handling machinery	1,410.00
Cambodia	UNITED NATIONS OFFICE FOR PROJECT SERVICES	Politics and civic affairs services	359,593.00
Cameroon	BIO FIELD	Live plant and animal material	424,791.11
Cameroon	BIO FIELD	Tools and general machinery	35,910.00
Cameroon	COMPAGNIE AFRICAINE DE CONSTRUCTION ET DE	Structures, construction components	36,795.15
Cameroon	ETS GROUPE HIGH TECH	Building and maintenance services	2,567.95
Cameroon	ETS GROUPE HIGH TECH	Power generation machinery	44,139.94
Cameroon	ETS NGATCH SERVICES	Building and maintenance services	43,966.25
Cameroon	INCI SARL	Furniture	53,856.97
Cameroon	ITECH CONSULTING	IT and communications equipment	55,540.13
Cameroon	LABORATOIRE NATIONAL VETERINAIRE (LANAVET)	Pharmaceuticals, contraceptives, vaccines	37,815.64
Cameroon	ORCA DECO YAOUNDE	Furniture	34,238.53
Cameroon	PAPLAST PACIFIC PLASTICS COMPANY LTD	Material handling machinery	35,630.16
Cameroon	S2C SARL	Live plant and animal material	264,087.13
Cameroon	SEPTENTRION VETERINAIRE SARL	Farming, fishing equipment	60,252.10
Cameroon	SEPTENTRION VETERINAIRE SARL	Tools and general machinery	13,321.47
Cameroon	TRANSACTION GENERALES EN PRODUITS VETERIN	Farming, fishing equipment	53,527.16
Canada	CORITY SOFTWARE INC	Engineering and research services	78,800.00

Location of supplier	Supplier name	Category description	Value (USD)
FAO continued			
Canada	SHL CANADA INC	Education and training services	106,670.00
Central African Republic	AGRO-COM SARL	Pharmaceuticals, contraceptives, vaccines	96,935.64
Central African Republic	ARAN CENTRAFRIQUE	Live plant and animal material	32,266.28
Central African Republic	CETERO DOLICE	Live plant and animal material	36,244.14
Central African Republic	ETS ACHEKH AHMAT	Tools and general machinery	83,414.97
Central African Republic	ETS ALI	Live plant and animal material	138,993.23
Central African Republic	ETS CARREFOUR BUSINESS	Tools and general machinery	30,750.75
Central African Republic	ETS DECRET DIVIN	Live plant and animal material	30,264.12
Central African Republic	ETS DJAZZ-JUNIOR	Live plant and animal material	316,636.49
Central African Republic	ETS DJAZZ-JUNIOR	Tools and general machinery	286,452.89
Central African Republic	ETS HAMIT IBRAHIM	Live plant and animal material	185,293.82
Central African Republic	ETS HAMIT IBRAHIM	Tools and general machinery	92,683.84
Central African Republic	ETS RAMCO	Tools and general machinery	30,121.35
Central African Republic	ETS SICAAL	Live plant and animal material	48,614.54
Central African Republic	ETS SOULEYMANE ALI	Live plant and animal material	37,677.09
Central African Republic	ETS SOULEYMANE ALI	Tools and general machinery	48,855.95
Central African Republic	ETS TAMBOURA GOURO	Tools and general machinery	30,310.67
Central African Republic	F P C O	Live plant and animal material	569,430.33
Central African Republic	FOX SECURITE PRIVEE	Building and maintenance services	30,785.69
Central African Republic	HAMIT IBRAHIM	Live plant and animal material	78,071.00
Central African Republic	NJS ELEVAGE	Live plant and animal material	130,543.13
Central African Republic	QUINCAILLERIE NOUVELLE MBK	Tools and general machinery	70,482.42
Central African Republic	REGROSEM	Live plant and animal material	54,991.26
Central African Republic	RESEAU DES PRODUCTEURS DES SEMENCES OUAI	Live plant and animal material	56,084.24
Central African Republic	SOFIA CREDIT	Farming, fishing, forestry services	331,012.04
Chad	AGENCE TCHADIENNE POUR LA PROMOTION DES	Live plant and animal material	51,429.27
Chad	ALIMENTATION - MADJI	Structures, construction components	67,249.28
Chad	ALIMENTATION - MADJI	Transportation, storage, mail services	3,394.80
Chad	ASSOCIATION AGIR POUR L ENVIRONNEMENT DE	Live plant and animal material	91,286.14
Chad	ASSOCIATION AGIR POUR L ENVIRONNEMENT DE	Transportation, storage, mail services	3,944.21
Chad	ENTREPRISE DE CONSTRUCTION AL-BARKA (BATIM	Farming, fishing, forestry services	50,254.46
Chad	ENTREPRISE DE STRATEGE DE TRAVAUX PUBLIQUI	Building and maintenance services	65,953.00
Chad	ENTREPRISE MADANAISE SARL	Farming, fishing, forestry services	69,622.37
Chad	ESCOR AGRO	Live plant and animal material	31,683.28
Chad	ESCOR AGRO	Transportation, storage, mail services	1,804.16
Chad	ETABLISSEMENT CHUTO & FRERES	Live plant and animal material	39,649.49
Chad	ETABLISSEMENT CHUTO & FRERES	Transportation, storage, mail services	2,061.90
Chad	ETABLISSEMENT GLOBAL SERVICE MOBILIER EQUI	Office equipment	34,326.84
Chad	ETABLISSEMENT GLOBAL SERVICE MOBILIER EQUI	Printing, photo and AV equipment	13,725.24
Chad	ETABLISSEMENTS KMA	Tools and general machinery	42,851.58
Chad	ETABLISSEMENTS KMA	Transportation, storage, mail services	5,628.98
Chad	ETS ABGASSI	Structures, construction components	84,578.90
Chad	ETS ABGASSI	Transportation, storage, mail services	8,108.71
Chad	ETS DIBININTCHI BLANGO	Distribution equipment	57,916.81
Chad	ETS DIBININTCHI BLANGO	Motor vehicles and parts	31,877.99
Chad	ETS DIBININTCHI BLANGO	Transportation, storage, mail services	177.10
Chad	ETS DJIBRINE MOUSSA DJOKO (DMD)	Live plant and animal material	92,962.71
Chad	ETS DJIBRINE MOUSSA DJOKO (DMD)	Transportation, storage, mail services	9,579.25
Chad	LE TAURUS	Medical equipment	292,766.23
Chad	LE TAURUS	Transportation, storage, mail services	975.89
Chad	MAHAMAT ADOUM SEID	Live plant and animal material	64,803.14
Chad	MAHAMAT ADOUM SEID	Transportation, storage, mail services	12,318.67
Chad	MAHAMAT SEID CHOUKOU	Live plant and animal material	73,370.21
Chad	MAHAMAT SEID CHOUKOU	Tools and general machinery	33,206.23
Chad	MAHAMAT SEID CHOUKOU	Transportation, storage, mail services	8,317.38
Chad	SOCIETE AKBAR TUBE	Farming, fishing equipment	52,070.85
Chad	SOCIETE AKBAR TUBE	Transportation, storage, mail services	5,559.19
Chad	SOCIETE BUFFALO SERVICES SARL	Medical equipment	242,884.76
Chad	SOCIETE BUFFALO SERVICES SARL	Transportation, storage, mail services	5,175.58
Chad	SOCIETE CONGOU FILS SA	Building and maintenance services	52,647.53
Chad	SOCIETE GARANTIE SECURITE PRIVE	Public order and security services	56,409.86
Chad	SOCIETE GROUP COMMERCIAL BETA - AGRO	Live plant and animal material	184,288.89
Chad	SOCIETE GROUP COMMERCIAL BETA - AGRO	Transportation, storage, mail services	14,549.12
Chad	SOCIETE KAMAR	Farming, fishing, forestry services	67,476.50
Chad	SOCIETE MERCURE SA	Building and maintenance services	90,138.96
Chile	ADMINISTRADORA DE TURISMO ROSA AGUSTINA	Education and training services	111,834.32
Chile	SERVICIO DE ASEO Y JARDINES MACLEAN LTDA	Industrial cleaning services	110,720.50
Chile	UNITED NATIONS DEVELOPMENT PROGRAMME (U	Building and maintenance services	37,501.82
Chile	UNITED NATIONS DEVELOPMENT PROGRAMME (U	Industrial cleaning services	26,840.60
Chile	UNITED NATIONS DEVELOPMENT PROGRAMME (U	Public order and security services	77,123.80
Chile	UNITED NATIONS EDUCATION, SCIENTIFIC AND CI	Management and admin services	108,827.00
China	ACHIEVEMENT MARKETING INTERNATIONAL	Financial and insurance services	600.00
China	ACHIEVEMENT MARKETING INTERNATIONAL	Structures, construction components	114,861.16
China	ACHIEVEMENT MARKETING INTERNATIONAL	Transportation, storage, mail services	27,067.32
China	AHCOF INTERNATIONAL DEVELOPMENT CO LTD	Financial and insurance services	943.40
China	AHCOF INTERNATIONAL DEVELOPMENT CO LTD	Motor vehicles and parts	230,930.60
China	AHCOF INTERNATIONAL DEVELOPMENT CO LTD	Power generation machinery	8,497.00
China	AHCOF INTERNATIONAL DEVELOPMENT CO LTD	Transportation, storage, mail services	17,555.40
China	BEIJING HOUSING SERVICE CORPORATION FOR DI	Management and admin services	42,752.51
China	BIAB INTERNATIONAL AB	Farming, fishing equipment	199,650.00
China	BIAB INTERNATIONAL AB	Tools and general machinery	20,608.40
China	BIAB INTERNATIONAL AB	Transportation, storage, mail services	22,646.88
China	CHINA AGRICULTURE PRESS (CAP)	Editorial, design, graphic services	64,793.00
China	CHINESE ACADEMY OF AGRICULTURAL SCIENCES	Editorial, design, graphic services	34,123.00

Location of supplier	Supplier name	Category description	Value (USD)
FAO continued			
China	DANDONG XINGHETAI TRADING CO LTD	Resin, rubber, elastomeric material	130,792.20
China	GRAND PARKRAY HANGZHOU CO LTD	Travel, food and lodging	33,477.56
China	LIAONING YUNFAN MACHINERY MANUFACTURIN(	Motor vehicles and parts	37,750.00
China	LIAONING YUNFAN MACHINERY MANUFACTURIN(	Tools and general machinery	31,660.00
China	LIAONING YUNFAN MACHINERY MANUFACTURIN(	Transportation, storage, mail services	12,350.00
China	PEAK INTERNATIONAL TRADE CO LTD	Farming, fishing equipment	982,136.00
China	PEAK INTERNATIONAL TRADE CO LTD	Financial and insurance services	1,409.00
China	PEAK INTERNATIONAL TRADE CO LTD	Material handling machinery	35,610.00
China	PEAK INTERNATIONAL TRADE CO LTD	Transportation, storage, mail services	102,298.00
China	SHANGHAI KOYO-ANP IMPORT AND EXPORT CO L	Financial and insurance services	208.00
China	SHANGHAI KOYO-ANP IMPORT AND EXPORT CO L	Land, building and structures	181,353.83
China	SHANGHAI KOYO-ANP IMPORT AND EXPORT CO L	Transportation, storage, mail services	10,315.03
China	SHENYANG RUOLIN TECHNOLOGY CO LTD	Distribution equipment	91,310.00
China	SHENYANG RUOLIN TECHNOLOGY CO LTD	Land, building and structures	37,760.00
China	SHENYANG RUOLIN TECHNOLOGY CO LTD	Motor vehicles and parts	19,680.00
China	TOP SOURCES TRADING LTD	Financial and insurance services	45.00
China	TOP SOURCES TRADING LTD	Furniture	20,512.88
China	TOP SOURCES TRADING LTD	Material handling machinery	57,661.00
China	TOP SOURCES TRADING LTD	Transportation, storage, mail services	11,310.86
Colombia	APISRED	Live plant and animal material	47,953.35
Colombia	ASOCIACION DE CAMPESINOS DE SEIS 6 COMUNI	Live plant and animal material	31,484.00
Colombia	ASOCIACION DE PRODUCTORES DE CACAO CHIGC	Live plant and animal material	33,356.02
Colombia	AVIATUR SA	Transportation, storage, mail services	128,979.24
Colombia	CLUSTER DEVELOPMENT SAS	Management and admin services	38,116.78
Colombia	CORPORACION AUTONOMA REGIONAL DE SUCRE	Environmental services	69,242.46
Colombia	CORPORACION ECOVERSA	Environmental services	61,461.79
Colombia	DATEXCO COMPANY SA	Management and admin services	30,192.18
Colombia	EDUARDOÑO S.A.	Motor vehicles and parts	4,003.99
Colombia	EDUARDOÑO S.A.	Power generation machinery	60,437.87
Colombia	EDUARDOÑO S.A.	Transportation, storage, mail services	3,312.23
Colombia	FUNDACION GRUPO HTM	Environmental services	160,605.05
Colombia	FUNDACION HERENCIA AMBIENTAL CARIBE (FHAC	Farming, fishing, forestry services	33,366.70
Colombia	FUNDACION SOCIAL GERMINAR	Building and maintenance services	49,429.51
Colombia	INCLUSION CONSULTORIA PARA EL DESARROLLO	Politics and civic affairs services	34,000.00
Colombia	INTERVENTORIA CONSULTORIA Y CONSTRUCTOR/	Building and maintenance services	88,108.91
Colombia	INVERSIONES JOTAGALLO SA	Farming, fishing equipment	112,995.23
Colombia	JM ESTRADA SA	Farming, fishing equipment	32,368.96
Colombia	JM ESTRADA SA	Industrial manufacturing machinery	8,168.82
Colombia	KR SOLAR DE COLOMBIA SAS	Building and maintenance services	31,990.24
Colombia	MERCADEO SAS	Farming, fishing equipment	153,495.89
Colombia	MERCADEO SAS	Furniture	14,319.56
Colombia	MERCADEO SAS	Live plant and animal material	182,316.51
Colombia	MERCADEO SAS	Material handling machinery	76,374.34
Colombia	MERCADEO SAS	Structures, construction components	31,657.75
Colombia	MERCADEO SAS	Tools and general machinery	81,209.79
Colombia	MOAM MONITOREOS AMBIENTALES SAS	Engineering and research services	45,571.82
Colombia	MOTOMAR SAS	Motor vehicles and parts	40,932.91
Colombia	ONF ANDINA SUCURSAL COLOMBIANA DE ONF IN	Environmental services	162,645.68
Colombia	REALTIME CONSULTING & SERVICES SAS	Building and maintenance services	30,003.06
Colombia	SALON XX SAS	Management and admin services	115,641.85
Colombia	SISTEMAS ESPECIALIZADOS DE INFORMACION SA	Engineering and research services	51,316.23
Colombia	SKAPHE TECNOLOGIA SAS	Engineering and research services	165,418.65
Colombia	SOLUCIONES EN DISTRIBUCION COMMERCIALIZA	Distribution equipment	15,563.80
Colombia	SOLUCIONES EN DISTRIBUCION COMMERCIALIZA	Domestic appliances and electronics	557.58
Colombia	SOLUCIONES EN DISTRIBUCION COMMERCIALIZA	Live plant and animal material	18.32
Colombia	SOLUCIONES EN DISTRIBUCION COMMERCIALIZA	Material handling machinery	23,678.67
Colombia	SOLUCIONES EN DISTRIBUCION COMMERCIALIZA	Security and safety equipment	1,052.00
Colombia	SOLUCIONES EN DISTRIBUCION COMMERCIALIZA	Structures, construction components	113,615.90
Colombia	SOLUCIONES EN DISTRIBUCION COMMERCIALIZA	Tools and general machinery	43,747.16
Colombia	WILLIARD ENRIQUE PORTILLA ZAMBRANO	Farming, fishing equipment	300.68
Colombia	WILLIARD ENRIQUE PORTILLA ZAMBRANO	Live plant and animal material	100,788.84
Colombia	WILLIARD ENRIQUE PORTILLA ZAMBRANO	Medical equipment	2,877.42
Congo	ACT FOR GENDER	Live plant and animal material	43,700.00
Congo	AGRIMAC	Industrial manufacturing machinery	34,500.00
Congo	ALPHO TRADING	Tools and general machinery	222,755.60
Congo	APPUI AUX INITIATIVES DE DEVELOPPEMENT AGRI	Live plant and animal material	40,780.00
Congo	ARCHITECTURE ET TRAVAUX DE CONSTRUCTION E	Building and maintenance services	101,858.55
Congo	ASSOCIATION DE MULTIPLICATEURS ET VENDEUR	Live plant and animal material	44,120.00
Congo	BANQUE AGROFORESTIERE KWENGE - KWILU (BAI	Building and maintenance services	71,347.13
Congo	BATICONCEPT AND BUSINESS	Building and maintenance services	66,574.10
Congo	CENTRE DE PRODUCTION DES SEMENCES (CEPRO	Live plant and animal material	36,523.00
Congo	CONSTRUCT PERSECT SARL	Building and maintenance services	284,995.06
Congo	COOPERATIVE AGROECOLOGIQUE	Farming, fishing equipment	36,339.61
Congo	E.D.N. SPRL	Management and admin services	63,420.00
Congo	ECODI SARL	Structures, construction components	39,260.40
Congo	ENGEN RDC	Fuels and lubricants etc.	31,329.09
Congo	ETABLISSEMENT KIVU MOTORS	Motor vehicles and parts	320,741.80
Congo	ETABLISSEMENT MON VILLAGE	Live plant and animal material	42,368.00
Congo	ETABLISSEMENT MUGISHO	Tools and general machinery	447,717.30
Congo	ETABLISSEMENT SUPER PRODUIT	Live plant and animal material	41,531.25
Congo	ETS LA PERSEVERENCE MUTAGOMA	Live plant and animal material	46,340.00
Congo	FREL SERVICE	Farming, fishing equipment	74,606.02
Congo	G4S (DRC) S.P.R.L	Public order and security services	40,080.00
Congo	GOLD COAST SARL	Live plant and animal material	31,128.30

Location of supplier	Supplier name	Category description	Value (USD)
FAO continued			
Congo	KEMPINSKI HOTEL FLEUVE CONGO	Travel, food and lodging	48,800.00
Congo	MAVUNO - AMP	Live plant and animal material	278,485.00
Congo	PAM DR CONGO - KINSHASA	Management and admin services	62,684.30
Congo	PNUD KINSHASA/RDC	Management and admin services	104,180.19
Congo	SADEC	Live plant and animal material	48,550.00
Congo	SESAME SPRL	Building and maintenance services	35,750.02
Congo	SOCIETE DE CLIMATISATION ET DE REFRIGERATIO	Building and maintenance services	96,816.40
Congo	UDEF	Live plant and animal material	45,000.00
Congo	VODACOM CONGO (RDC) SPRL	Engineering and research services	62,069.04
Côte d'Ivoire	COMPLEXE HOTELIER NGO	Travel, food and lodging	51,787.49
Côte d'Ivoire	ORANGE CI SA	Management and admin services	67,095.49
Côte d'Ivoire	PHARMAVET CI	Medical equipment	66,968.67
Côte d'Ivoire	SITHO NSAHOTEL	Travel, food and lodging	30,951.91
Côte d'Ivoire	SOFIM	Farming, fishing equipment	50,489.49
Côte d'Ivoire	SOFIM	Medical equipment	83,488.20
Côte d'Ivoire	SOFIM	Transportation, storage, mail services	1,798.29
Côte d'Ivoire	TOUS TRAVAUX BATIMENT (TTB)	Medical equipment	42,655.20
Côte d'Ivoire	XM EXCHANGE	Medical equipment	137,042.60
Côte d'Ivoire	XM EXCHANGE	Transportation, storage, mail services	5,971.73
Croatia	KOIRA HOTEL INVESTMENT	Travel, food and lodging	56,199.90
Cuba	SEPSA SEDES DIPLOMATICAS	Public order and security services	33,279.29
Cuba	SERVICEX	Management and admin services	38,315.09
Cyprus	CAMP OPERATING GROUP LIMITED	Management and admin services	31,850.00
Czechia	SVOS SRO	Domestic appliances and electronics	20,695.16
Czechia	SVOS SRO	Motor vehicles and parts	2,912,413.98
Czechia	SVOS SRO	Transportation, storage, mail services	88,077.22
Democratic People's Republic of Korea	KOREA PAEKRIHYANG TRADE CORP	Structures, construction components	71,847.07
Democratic People's Republic of Korea	KOREA PAEKRIHYANG TRADE CORP	Transportation, storage, mail services	17,558.17
Denmark	ACRTIKO ENGINEERING	Farming, fishing equipment	31,800.00
Denmark	ACRTIKO ENGINEERING	Material handling machinery	25,000.00
Denmark	ACRTIKO ENGINEERING	Transportation, storage, mail services	4,200.00
Denmark	BALTIC CONTROL LTD	Engineering and research services	88,385.00
Denmark	BALTIC CONTROL LTD	Farming, fishing, forestry services	35,035.00
Denmark	DANIMEX COMMUNICATION A/S	Domestic appliances and electronics	74,816.88
Denmark	DANIMEX COMMUNICATION A/S	Engineering and research services	4,960.00
Denmark	DANIMEX COMMUNICATION A/S	Security and safety equipment	41,523.80
Denmark	DANIMEX COMMUNICATION A/S	Transportation, storage, mail services	280.00
Denmark	DANOFFICE APS	Financial and insurance services	300.00
Denmark	DANOFFICE APS	IT and communications equipment	5,230.00
Denmark	DANOFFICE APS	Office equipment	78,697.50
Denmark	DANOFFICE APS	Printing, photo and AV equipment	11,340.00
Denmark	DANOFFICE APS	Transportation, storage, mail services	12,850.00
Denmark	JOHS GRAM-HANSSEN AS (JGH)	Security and safety equipment	22,936.25
Denmark	JOHS GRAM-HANSSEN AS (JGH)	Transportation, storage, mail services	8,458.00
Denmark	KJAER & KJAER A/S	Motor vehicles and parts	42,994.00
Denmark	KJAER & KJAER A/S	Transportation, storage, mail services	5,141.00
Denmark	KUEHNE & NAGEL A/S	Transportation, storage, mail services	1,433,605.00
Denmark	LTA AUTO	Financial and insurance services	412.33
Denmark	LTA AUTO	Motor vehicles and parts	129,400.00
Denmark	LTA AUTO	Transportation, storage, mail services	13,036.99
Denmark	SCAN GLOBAL LOGISTICS A/S	Transportation, storage, mail services	32,984.00
Denmark	UNITED NATIONS CHILDREN S FUND (UNICEF)	Material handling machinery	121,456.14
Denmark	UNITED NATIONS CHILDREN S FUND (UNICEF)	Medical equipment	642,053.77
Denmark	UNITED NATIONS CHILDREN S FUND (UNICEF)	Transportation, storage, mail services	62,175.50
Denmark	UNITED NATIONS DEVELOPMENT PROGRAMME (U	Public order and security services	334,213.00
Denmark	UNITED NATIONS OFFICE FOR PROJECT SERVICES	Domestic appliances and electronics	8,171.56
Denmark	UNITED NATIONS OFFICE FOR PROJECT SERVICES	Financial and insurance services	53,959.70
Denmark	UNITED NATIONS OFFICE FOR PROJECT SERVICES	Management and admin services	6,844.59
Denmark	UNITED NATIONS OFFICE FOR PROJECT SERVICES	Motor vehicles and parts	2,552,796.93
Denmark	UNITED NATIONS OFFICE FOR PROJECT SERVICES	Politics and civic affairs services	2,283.59
Denmark	UNITED NATIONS OFFICE FOR PROJECT SERVICES	Transportation, storage, mail services	148,452.73
Denmark	VISMA CONSULTING A/S	Engineering and research services	40,700.00
Djibouti	AGRO VETO SARL	Politics and civic affairs services	79,322.03
Djibouti	EMTC-EAST AFR. MOTOR&TRADING CORP. F.Z.C.O	Motor vehicles and parts	35,549.52
Djibouti	ENTREPRISE HOUMED LOITA	Farming, fishing, forestry services	124,285.83
Djibouti	INSUCO DJIBOUTI SARL	Environmental services	45,549.97
Djibouti	MARILL AUTOMOTIVE SARL	Management and admin services	50,830.51
Djibouti	MARILL SOMALIA FZCO	Motor vehicles and parts	75,150.00
Djibouti	MARILL SOMALIA FZCO	Transportation, storage, mail services	4,350.00
Dominican Republic	DELTA COMERCIAL	Motor vehicles and parts	39,276.42
Dominican Republic	FERRETERIA OCHOA	Manufacturing components	8,514.12
Dominican Republic	FERRETERIA OCHOA	Structures, construction components	39,150.04
Dominican Republic	PNUD-REPUBLICA DOMINICANA	Building and maintenance services	37,720.24
Dominican Republic	WORLD FOOD PROGRAMME (WFP)	Education and training services	37,417.80
Ecuador	DISTRIVEHIC SA	Motor vehicles and parts	44,000.00
Ecuador	FINANZAS DE CARBONO ECUADOR	Management and admin services	105,664.51
Ecuador	OBSERVATORIO DE COMERCIO EXTERIOR	Engineering and research services	61,283.92
Ecuador	PROFAFOR LATINOAMERICA SA	Management and admin services	131,690.16
Ecuador	TONELLO SOLUCIONES INTEGRALES	Farming, fishing equipment	61,926.01
Ecuador	TONELLO SOLUCIONES INTEGRALES	Tools and general machinery	37,700.24
Egypt	LEEDS / LEADERS IN ENERGY & ELECTROMECHAN	Building and maintenance services	108,781.10
Egypt	MODERN CONSTRUCTION COMPANY	Building and maintenance services	4,481.02
Egypt	MODERN CONSTRUCTION COMPANY	Land, building and structures	38,226.71
Egypt	MODERN CONSTRUCTION COMPANY	Power generation machinery	1,166.67

Location of supplier	Supplier name	Category description	Value (USD)
FAO continued			
Egypt	MODERN CONSTRUCTION COMPANY	Security and safety equipment	1,000.00
Egypt	MODERN CONSTRUCTION COMPANY	Structures, construction components	16,910.01
Egypt	NEW TECHNOLOGY	Laboratory and testing equipment	33,686.00
Egypt	SIGMA SCIENTIFIC SERVICES CO	Laboratory and testing equipment	83,221.52
Egypt	TRAINING CENTERS UNIT (ITSA CENTER), COPTIC E	Education and training services	46,683.76
El Salvador	COMPAÑIA SALVADOREÑA DE SEGURIDAD SA DE	Public order and security services	39,252.00
El Salvador	HOTELES Y DESARROLLOS SA DE CV	Travel, food and lodging	34,301.40
Equatorial Guinea	CLIMA CONTROL	Management and admin services	40,463.68
Eritrea	AMIR AZMERA	Management and admin services	37,857.00
Eritrea	CTF - CONTEMPORARY TOOLS & FURNITURE DESI	Tools and general machinery	39,733.33
Eritrea	EYORI GHEBREMICAEL	Industrial manufacturing machinery	39,833.33
Eritrea	MARKETING AND CREDIT	Live plant and animal material	47,916.67
Eritrea	MARKETING AND CREDIT	Tools and general machinery	41,860.00
Eritrea	MICHAEL GHEBREZGI GHEBRETNSAE	Farming, fishing equipment	72,500.00
Eritrea	MINISTRY OF AGRICULTURE (ERITREA)	Farming, fishing equipment	55,881.00
Eritrea	MINISTRY OF AGRICULTURE (ERITREA)	Live plant and animal material	55,260.00
Eritrea	PANAFRIC GLOBAL PLC	Management and admin services	46,498.60
Eritrea	SHISHAY FEED PLANT	Live plant and animal material	41,551.02
Eswatini	FARM CHEMICALS LIMITED	Live plant and animal material	59,250.00
Eswatini	FARM CHEMICALS LIMITED	Transportation, storage, mail services	1,250.00
Eswatini	NATIONAL AGRICULTURAL MARKETING BOARD (N	Live plant and animal material	22,004.43
Eswatini	NATIONAL AGRICULTURAL MARKETING BOARD (N	Management and admin services	18,533.79
Eswatini	SWAZILAND FARMERS COOPERATIVE UNION (SWA	Live plant and animal material	102,418.21
Eswatini	SWAZILAND PROCUREMENT AGENCY	Financial and insurance services	2,200.00
Eswatini	SWAZILAND PROCUREMENT AGENCY	Live plant and animal material	85,000.00
Eswatini	SWAZILAND PROCUREMENT AGENCY	Transportation, storage, mail services	2,900.00
Eswatini	T&S ENTERPRISES (PTY) LTD	Structures, construction components	87,041.62
Eswatini	UNIGLOBE SEYLAN TRAVEL AND TOURS	Transportation, storage, mail services	39,261.77
Ethiopia	ADIAMAT ETHIOPIA TOUR & TRAVEL AGENCY	Transportation, storage, mail services	167,424.37
Ethiopia	AGAR PROTECTION SERVICE PLC	Public order and security services	42,601.98
Ethiopia	AYMA POULTRY FARM & ANIMAL FEED	Live plant and animal material	32,406.10
Ethiopia	AYMA POULTRY FARM & ANIMAL FEED	Transportation, storage, mail services	4,305.65
Ethiopia	BIOTECH PVT. LTD. CO.	Medical equipment	356,841.09
Ethiopia	BIOTECH PVT. LTD. CO.	Pharmaceuticals, contraceptives, vaccines	140,744.68
Ethiopia	BIOTECH PVT. LTD. CO.	Transportation, storage, mail services	3,179.26
Ethiopia	BRIDGE IMPROVED GRAFTED FRUITS, TREES, FORA	Live plant and animal material	30,415.72
Ethiopia	BRIDGE IMPROVED GRAFTED FRUITS, TREES, FORA	Transportation, storage, mail services	1,400.44
Ethiopia	CABEY PRIVATE LIMITED COMPANY	Motor vehicles and parts	33,365.52
Ethiopia	CONSULTANTS ON ECONOMIC DEVELOPMENT AN	Management and admin services	74,784.22
Ethiopia	ENEB ANIMAL FEED PRODCTS L. COOPERATIVE	Live plant and animal material	408,091.88
Ethiopia	ETHIO-FED PLC	Live plant and animal material	267,922.82
Ethiopia	ETHIO-FED PLC	Transportation, storage, mail services	24,170.21
Ethiopia	ETHIOPIAN AGRICULTURAL BUSINESS CORPORAT	Live plant and animal material	31,550.06
Ethiopia	EZERA GENERAL TRADING PLC	Live plant and animal material	38,520.65
Ethiopia	FANTA URAGO SALATO / AGRI SEED INPUTS SUPP	Live plant and animal material	51,428.79
Ethiopia	FANTA URAGO SALATO / AGRI SEED INPUTS SUPP	Transportation, storage, mail services	6,233.79
Ethiopia	GASCO TRADING PLC	Medical equipment	42,137.91
Ethiopia	GERADO POULTRY FARMING	Live plant and animal material	840,555.10
Ethiopia	GERADO POULTRY FARMING	Transportation, storage, mail services	80,572.93
Ethiopia	HAWASSA POULTRY PRODUCTION CENTER	Live plant and animal material	124,926.28
Ethiopia	HAWASSA POULTRY PRODUCTION CENTER	Transportation, storage, mail services	11,074.20
Ethiopia	INTRACOM ICT SOLUTIONS PLC	Engineering and research services	145,896.82
Ethiopia	JARA AGRO INDUSTRY PLC	Live plant and animal material	73,617.23
Ethiopia	JEMAL MOHAMMED ALIYO	Live plant and animal material	29,659.76
Ethiopia	JEMAL MOHAMMED ALIYO	Transportation, storage, mail services	1,809.57
Ethiopia	KALITY ANIMAL FEED ENTERPRISE	Live plant and animal material	149,006.07
Ethiopia	KALITY ANIMAL FEED ENTERPRISE	Transportation, storage, mail services	33,104.11
Ethiopia	KIF CONSTRUCTION	Building and maintenance services	85,416.73
Ethiopia	KIF CONSTRUCTION	Electrical systems components	46,615.76
Ethiopia	MMA DEVELOPMENT CONSULTANCY	Education and training services	74,879.09
Ethiopia	SHERATON ADDIS	Editorial, design, graphic services	6,091.80
Ethiopia	SHERATON ADDIS	Travel, food and lodging	109,917.50
Ethiopia	SUGAR CORPORATION	Live plant and animal material	256,503.63
Ethiopia	TEWODROS KASSAHUN POULTRY FARM	Live plant and animal material	50,346.59
Ethiopia	TROPICAL PHARMA TRADING	Medical equipment	172,158.87
Ethiopia	TROPICAL PHARMA TRADING	Pharmaceuticals, contraceptives, vaccines	50,957.45
Ethiopia	UMA CONSULT PLC	Farming, fishing, forestry services	38,830.28
Ethiopia	WACAN GENERAL CONTRACTOR	Building and maintenance services	105,995.06
Ethiopia	WISE TEAM PLC	Live plant and animal material	33,762.44
Ethiopia	WORLD FOOD PROGRAMME (WFP)	Transportation, storage, mail services	749,313.96
Ethiopia	YBEL INDUSTRIAL PLC	Building and maintenance services	46,670.64
Ethiopia	ZELALEM REDIET BUILDING MATERIAL RETAIL TRA	Material handling machinery	5,484.86
Ethiopia	ZELALEM REDIET BUILDING MATERIAL RETAIL TRA	Tools and general machinery	36,139.16
Europe not elsewhere specified	GEO & LAND SH PK	Engineering and research services	186,962.46
Fiji	INTERNATIONAL UNION FOR CONSERVATION OF	Management and admin services	145,635.32
Finland	THERMO FISHER SCIENTIFIC OY	Farming, fishing equipment	47,337.07
Finland	THERMO FISHER SCIENTIFIC OY	Financial and insurance services	895.86
France	AIRBUS DS GEO SA	Engineering and research services	66,081.00
France	AIRBUS DS GEO SA	Published products	102,934.87
France	EUROP ASSISTANCE FRANCE SA	Healthcare services	37,180.00
France	MULLER CABLE MAT	Farming, fishing equipment	35,471.23
France	MULLER CABLE MAT	Transportation, storage, mail services	271.44
France	NOVACOM SERVICES	Public sector related services	78,397.21
France	ORCHESTRA NETWORKS	Engineering and research services	66,966.82

Location of supplier	Supplier name	Category description	Value (USD)
FAO continued			
France	SYSTRAN SA	IT and communications equipment	47,043.16
Gabon	GABON TELECOM	Public sector related services	44,280.39
Gabon	HOTEL HIBISCUS LOUIS	Education and training services	915.38
Gabon	HOTEL HIBISCUS LOUIS	Travel, food and lodging	41,652.01
Gabon	LE MERIDIEN RE-NDAMA	Education and training services	73,902.50
Gabon	PF BTP	Farming, fishing, forestry services	31,770.02
Gabon	TOYOTA GABON	Motor vehicles and parts	33,242.76
Gambia	FAM ENGINEERING	Building and maintenance services	30,000.00
Gambia	GAMBIA HORTICULTURAL ENTERPRISES LTD	Live plant and animal material	33,496.83
Gambia	KOMBO POULTRY	Live plant and animal material	37,644.59
Gambia	KOMBO POULTRY	Transportation, storage, mail services	3,453.06
Georgia	CAUCASUS MOTORS	Motor vehicles and parts	43,296.62
Georgia	GIS AND RS CONSULTING CENTER GEOGRAPHIC L	Published products	69,894.75
Georgia	LLC ITAMI	Structures, construction components	99,289.60
Georgia	LLC ITAMI	Transportation, storage, mail services	10,401.71
Georgia	VINE AND WINE GROUP	Farming, fishing equipment	81,010.00
Germany	F UNDUETSCH GMBH	Financial and insurance services	183.65
Germany	F UNDUETSCH GMBH	Laboratory and testing equipment	34,979.86
Germany	F UNDUETSCH GMBH	Transportation, storage, mail services	3,495.26
Germany	GITEC IGIP GMBH	Building and maintenance services	23,351.23
Germany	GITEC IGIP GMBH	Distribution equipment	206,700.86
Germany	GITEC IGIP GMBH	Transportation, storage, mail services	31,350.08
Germany	LMS CONSULT GMBH & CO KG	Financial and insurance services	1,687.95
Germany	LMS CONSULT GMBH & CO KG	Laboratory and testing equipment	238,844.80
Germany	LMS CONSULT GMBH & CO KG	Transportation, storage, mail services	26,987.59
Germany	PETKUS TECHNOLOGIE GMBH	Farming, fishing equipment	39,800.00
Germany	PETKUS TECHNOLOGIE GMBH	Transportation, storage, mail services	14,000.00
Germany	STECA GMBH	Domestic appliances and electronics	26,904.00
Germany	STECA GMBH	Financial and insurance services	24.00
Germany	STECA GMBH	Transportation, storage, mail services	3,805.00
Germany	TTM TECHNOLOGIE TRANSFER MARBURG EV	Financial and insurance services	1,461.83
Germany	TTM TECHNOLOGIE TRANSFER MARBURG EV	Security and safety equipment	331,774.55
Germany	TTM TECHNOLOGIE TRANSFER MARBURG EV	Transportation, storage, mail services	21,599.00
Germany	UNITED NATIONS CONVENTION TO COMBAT DES	Politics and civic affairs services	99,510.00
Ghana	AIRTEL GHANA LIMITED.	Engineering and research services	68,367.19
Ghana	ALISA HOTELS	Travel, food and lodging	41,249.57
Ghana	CASA TRASACCO LIMITED	Furniture	131,309.82
Ghana	CASA TRASACCO LIMITED	Office equipment	2,900.58
Ghana	COCONUT GROVE BEACH RESORT	Travel, food and lodging	63,229.89
Ghana	ELECTRICITY COMPANY OF GHANA LTD	Public sector related services	33,473.56
Ghana	FLEXCON MB LTD	Building and maintenance services	276,832.62
Ghana	LABADI BEACH HOTEL	Travel, food and lodging	56,682.21
Ghana	M&B SEEDS AND AGRICULTURAL SERVICES GHAN	Live plant and animal material	32,745.88
Ghana	MAKEDU CONSULT LIMITED	Engineering and research services	31,500.00
Ghana	MOVENPICK AMBASSADOR HOTEL ACCRA	Travel, food and lodging	53,108.40
Ghana	SARCON QUARRY LTD	Structures, construction components	53,353.05
Ghana	SARCON QUARRY LTD	Transportation, storage, mail services	8,833.14
Ghana	SKYLINKS TECHNICAL SERVICES GHANA LTD	Building and maintenance services	16,468.16
Ghana	SKYLINKS TECHNICAL SERVICES GHANA LTD	Security and safety equipment	131,065.74
Ghana	VODAFONE (GHANA)	Engineering and research services	43,327.04
Ghana	WASP LTD (GHANA)	Management and admin services	37,157.14
Gibraltar	TOYOTA GIBRALTAR STOCKHOLDINGS LTD (TGS)	Domestic appliances and electronics	20,843.26
Gibraltar	TOYOTA GIBRALTAR STOCKHOLDINGS LTD (TGS)	Financial and insurance services	771.45
Gibraltar	TOYOTA GIBRALTAR STOCKHOLDINGS LTD (TGS)	IT and communications equipment	8,440.42
Gibraltar	TOYOTA GIBRALTAR STOCKHOLDINGS LTD (TGS)	Motor vehicles and parts	1,388,367.86
Gibraltar	TOYOTA GIBRALTAR STOCKHOLDINGS LTD (TGS)	Security and safety equipment	48.87
Gibraltar	TOYOTA GIBRALTAR STOCKHOLDINGS LTD (TGS)	Transportation, storage, mail services	66,728.96
Greece	POLYECO SA	Industrial cleaning services	544,850.00
Guatemala	CATIE CONVENIO ADMINISTRATIVO 1-2013	Management and admin services	64,019.16
Guatemala	EDWARD JHEREMY GONZALEZ GODINEZ	Travel, food and lodging	38,955.25
Guatemala	INVERSIONES CONSTRUCCIONES Y SERVICIOS SO	Building and maintenance services	87,890.73
Guatemala	MERCADEO RELEVANTE SOCIEDAD ANONIMA	Engineering and research services	36,964.37
Guatemala	UNDP REPRESENTATIVE IN GUATEMALA CO USD A	Education and training services	100,000.00
Guinea	AFRIBONE GUINEE	Engineering and research services	40,936.80
Guinea	ENTREPRISE TIDIANE AGRICULTURE (ETA)	Tools and general machinery	52,889.98
Guinea	ENTREPRISE TIDIANE AGRICULTURE (ETA)	Transportation, storage, mail services	1,668.31
Guinea	ETS CHARLES EKS	Pharmaceuticals, contraceptives, vaccines	35,433.59
Guinea	TOGUNA SA	Live plant and animal material	27,367.27
Guinea	TOGUNA SA	Transportation, storage, mail services	4,269.29
Guinea	ZHOUSHAN PUTUO DONGSHI SARL	Farming, fishing equipment	61,662.95
Guinea-Bissau	PHYTO SEM	Tools and general machinery	36,175.24
Haiti	ALTERNATIVE POUR LE DEVELOPPEMENT ET L EXP	Live plant and animal material	346,472.44
Haiti	CARIBBEAN HARVEST	Farming, fishing equipment	32,456.75
Haiti	CARIBBEAN HARVEST	Live plant and animal material	4,704.00
Haiti	CODHA IMPORT-EXPORT	Live plant and animal material	387,268.84
Haiti	ELE HAITI	Pharmaceuticals, contraceptives, vaccines	134,055.30
Haiti	FHONDS DISTRIBUTION	Live plant and animal material	68,025.18
Haiti	INGENIERIE MODERNE ET CONSTRUCTION	Building and maintenance services	145,877.38
Haiti	INITIATIVE DE DEVELOPPEMENT ET D INNOVATIO	Live plant and animal material	205,565.67
Haiti	JEAN ROBERT WAWA	Management and admin services	45,000.00
Haiti	MSC PLUS	Security and safety equipment	52,341.60
Haiti	OGEM CONSTRUCTION	Building and maintenance services	103,567.71
Haiti	ORGANISATION POUR LE DEVELOPPEMENT RURA	Live plant and animal material	123,799.90
Haiti	PV ENGINEERING ET SERVICES	Farming, fishing equipment	5,692.39

Location of supplier	Supplier name	Category description	Value (USD)
FAO continued			
Haiti	PV ENGINEERING ET SERVICES	Live plant and animal material	451,425.91
Haiti	PV ENGINEERING ET SERVICES	Power generation machinery	7,040.00
Haiti	SECONI	Building and maintenance services	247,852.02
Haiti	SOGEMOP	Live plant and animal material	73,630.47
Haiti	SOGEMOP	Security and safety equipment	66,037.35
Haiti	TOTAL HAITI SA	Fuels and lubricants etc.	89,837.57
Honduras	FEYCO S. A. DE C. V.	Structures, construction components	66,771.91
Honduras	FEYCO S. A. DE C. V.	Transportation, storage, mail services	2,969.50
Honduras	GRUPO Q HONDURAS SA DE CV	Motor vehicles and parts	172,900.00
Honduras	LARACH CIA S DE R L DE CV	Structures, construction components	69,172.59
Honduras	LARACH CIA S DE R L DE CV	Transportation, storage, mail services	5,388.20
Honduras	SERVICIO DE SEGURIDAD LEMPIRA S DE R L	Public order and security services	30,322.18
Hungary	DANUBIUS ZRT DANUBIUS HOTEL HELIA	Management and admin services	76,007.58
Hungary	FÉMIPARI KFT	Farming, fishing equipment	190,931.00
Hungary	FÉMIPARI KFT	Transportation, storage, mail services	21,830.00
India	AAR ESS EXIM PVT LTD	Financial and insurance services	408.00
India	AAR ESS EXIM PVT LTD	Tools and general machinery	681,545.20
India	AAR ESS EXIM PVT LTD	Transportation, storage, mail services	136,552.08
India	AJAY INDUSTRIAL CORPORATION LIMITED	Distribution equipment	93,960.00
India	AJAY INDUSTRIAL CORPORATION LIMITED	Financial and insurance services	140.00
India	AJAY INDUSTRIAL CORPORATION LIMITED	Transportation, storage, mail services	18,360.00
India	BELLSTONE HI-TECH INTERNATIONAL	Financial and insurance services	1,446.00
India	BELLSTONE HI-TECH INTERNATIONAL	Land, building and structures	34,370.83
India	BELLSTONE HI-TECH INTERNATIONAL	Material handling machinery	3,472.00
India	BELLSTONE HI-TECH INTERNATIONAL	Tools and general machinery	166,510.00
India	BELLSTONE HI-TECH INTERNATIONAL	Transportation, storage, mail services	58,050.00
India	DATAMATICS GLOBAL SERVICES LTD	Engineering and research services	125,840.00
India	DELPHIANLOGIC TECHNOLOGIES PRIVATE LIMITEI	Education and training services	456,810.00
India	GALENTIC PHARMA (INDIA) PVT LTD	Medical equipment	41,400.00
India	GALENTIC PHARMA (INDIA) PVT LTD	Pharmaceuticals, contraceptives, vaccines	1,580.00
India	GALENTIC PHARMA (INDIA) PVT LTD	Transportation, storage, mail services	6,622.00
India	NBMS GLOBAL TRADE PVT LTD	Financial and insurance services	100.00
India	NBMS GLOBAL TRADE PVT LTD	Industrial manufacturing machinery	42,790.00
India	NBMS GLOBAL TRADE PVT LTD	Medical equipment	42,450.00
India	NBMS GLOBAL TRADE PVT LTD	Transportation, storage, mail services	4,000.00
India	PSM GLOBAL IMPEX	Financial and insurance services	1,265.00
India	PSM GLOBAL IMPEX	Live plant and animal material	135,452.60
India	PSM GLOBAL IMPEX	Transportation, storage, mail services	49,032.00
India	SAFAL SEEDS & BIOTECH	Live plant and animal material	428,084.00
India	SAFAL SEEDS & BIOTECH	Transportation, storage, mail services	59,172.00
India	SAFAL SEEDS AND BIOTECH LTD	Live plant and animal material	48,898.00
India	SAFAL SEEDS AND BIOTECH LTD	Transportation, storage, mail services	7,782.00
India	THERMO FISHER SCIENTIFIC INDIA PVT LTD	Farming, fishing equipment	46,473.42
Indonesia	BALAI BESAR VETERINER WATES YOGYAKARTA	Farming, fishing, forestry services	50,876.80
Indonesia	PT PERMATA KREASI MEDIA	Management and admin services	34,073.25
Indonesia	PT PURA BARUTAMA	Farming, fishing equipment	31,793.42
Indonesia	PT PURA BARUTAMA	Laboratory and testing equipment	2,141.87
Indonesia	PT PURA BARUTAMA	Transportation, storage, mail services	4,886.15
Indonesia	PT WATCHDOC MEDIA MANDIRI	Editorial, design, graphic services	37,413.79
Indonesia	PUSPEL KESEHATAN HEWAN DAN PETERNAKAN	Farming, fishing, forestry services	51,977.78
Indonesia	UNITED NATIONS DEVELOPMENT PROGRAMME (U	Public order and security services	104,935.00
Iran (Islamic Republic of)	ATYEH TEB IRANIAN CO	Domestic appliances and electronics	2,824.10
Iran (Islamic Republic of)	ATYEH TEB IRANIAN CO	Laboratory and testing equipment	30,282.65
Iran (Islamic Republic of)	ATYEH TEB IRANIAN CO	Live plant and animal material	2,689.62
Iran (Islamic Republic of)	ATYEH TEB IRANIAN CO	Transportation, storage, mail services	293.41
Iran (Islamic Republic of)	AVAYE TABIAT PAYDAR	Politics and civic affairs services	76,596.43
Iran (Islamic Republic of)	TARH AB RIZ	Politics and civic affairs services	97,259.06
Iran (Islamic Republic of)	ZISTBANIPAYA	Distribution equipment	2,472.00
Iran (Islamic Republic of)	ZISTBANIPAYA	Laboratory and testing equipment	39,647.90
Iran (Islamic Republic of)	ZISTBANIPAYA	Live plant and animal material	2,552.69
Iran (Islamic Republic of)	ZISTBANIPAYA	Transportation, storage, mail services	342.32
Iraq	AL-RUMAIDHA COMPANY FOR GENERAL CONTRA(	Industrial manufacturing machinery	48,396.00
Iraq	ARDH AL MAKKA COMPANY	Management and admin services	96,000.00
Iraq	CELIK COMPANY FOR GENERAL TRADING	Farming, fishing equipment	36,900.00
Iraq	CELIK COMPANY FOR GENERAL TRADING	Industrial manufacturing machinery	5,400.00
Iraq	CROSS BLUE LINE	Tools and general machinery	34,151.00
Iraq	DOSKI GROUP	Building and maintenance services	39,700.00
Iraq	GIMINI FOR GENERAL TRADING	Financial and insurance services	100.00
Iraq	GIMINI FOR GENERAL TRADING	Power generation machinery	31,200.00
Iraq	GIMINI FOR GENERAL TRADING	Transportation, storage, mail services	600.00
Iraq	NASEEM ALSAFAA COMPANY	Financial and insurance services	7,826.00
Iraq	NASEEM ALSAFAA COMPANY	Live plant and animal material	142,400.00
Iraq	NASEEM ALSAFAA COMPANY	Transportation, storage, mail services	4,420.00
Iraq	NEW TECHNOLOGY COMPANY	Building and maintenance services	48,120.00
Iraq	NOZHAN AGRICULTURE BUREAU	Farming, fishing equipment	42,000.00
Iraq	NOZHAN AGRICULTURE BUREAU	Financial and insurance services	2,000.00
Iraq	NOZHAN AGRICULTURE BUREAU	Land, building and structures	53,000.00
Iraq	NOZHAN AGRICULTURE BUREAU	Transportation, storage, mail services	2,150.00
Iraq	ORIGINAL POWER TRANSMISSION SUPPLIES	Live plant and animal material	66,939.74
Iraq	ORIGINAL POWER TRANSMISSION SUPPLIES	Transportation, storage, mail services	6,500.00
Iraq	SIZAR COMPANY FOR GENERAL CONTRACT LTD	Building and maintenance services	76,500.00
Iraq	SOOR AL IBDAA COMPANY FOR GENERAL CONTRA	Building and maintenance services	254,045.50
Ireland	INTUITION PUBLISHING LIMITED	Education and training services	200,814.22
Israel	EITHAR INSURANCE AGENCY	Financial and insurance services	33,414.99

Location of supplier	Supplier name	Category description	Value (USD)
FAO continued			
Israel	JIHAN HUSSEINI	Management and admin services	91,200.00
Italy	3 EMMEGI SPA	Building and maintenance services	2,862,260.07
Italy	ADITINET CONSULTING SPA	Engineering and research services	34,654.80
Italy	ALES 24 FACILITY SRL	Building and maintenance services	299,170.86
Italy	ALPERIA ENERGY SRL	Public sector related services	1,378,362.70
Italy	AMA SPA	Industrial cleaning services	365,459.22
Italy	AYNO VIDEOCONFERENZE SRL	Domestic appliances and electronics	62,883.89
Italy	AYNO VIDEOCONFERENZE SRL	Engineering and research services	72,036.73
Italy	BERTOLI SRL	Financial and insurance services	170.00
Italy	BERTOLI SRL	Power generation machinery	38,486.11
Italy	BERTOLI SRL	Transportation, storage, mail services	16,400.00
Italy	BG & PARTNERS SRL	IT and communications equipment	73,177.47
Italy	BIOS SPA	Healthcare services	30,000.00
Italy	BMD SPA	Security and safety equipment	53,469.85
Italy	BRAND CENTER	Apparel, luggage and personal care	26,324.64
Italy	BRAND CENTER	Office equipment	4,097.16
Italy	CARLSON WAGONLIT ITALIA SRL	Engineering and research services	11,983.47
Italy	CARLSON WAGONLIT ITALIA SRL	Management and admin services	2,121.54
Italy	CARLSON WAGONLIT ITALIA SRL	Travel, food and lodging	356,238.77
Italy	COLT TECHNOLOGY SERVICES SPA	Engineering and research services	41,745.28
Italy	COLT TECHNOLOGY SERVICES SPA	Public sector related services	61,472.79
Italy	COSTRUZIONI ELETTRONICHE INDUSTRIALI AUTO	Security and safety equipment	39,306.03
Italy	DE BESI - DI GIACOMO SPA	Financial and insurance services	1,026,806.16
Italy	DELL SPA	Engineering and research services	228,349.73
Italy	DELOITTE RISK ADVISORY SRL	Management and admin services	35,900.00
Italy	DHL EXPRESS (ITALY) SRL	Transportation, storage, mail services	461,456.28
Italy	DIMENSIONE SPA	Building and maintenance services	381,673.15
Italy	DS TECH SRL	Engineering and research services	112,169.05
Italy	EDISCO SRL	Management and admin services	457,783.67
Italy	ENGINEERING INGEGNERIA INFORMATICA SPA	Engineering and research services	47,439.65
Italy	ERNST & YOUNG FINANCIAL BUSINESS ADVISORS	Management and admin services	64,700.00
Italy	ERREBIAN SPA	Building and maintenance services	257,787.33
Italy	FLORSILVA ANSALONI SRL	Live plant and animal material	66,780.00
Italy	FROG DESIGN SRL	Engineering and research services	296,563.98
Italy	GEE SQUARE HOLDING SRL	Farming, fishing equipment	551,800.00
Italy	GEOSOLUTIONS SAS DI SIMONE GIANNECCHINI	Engineering and research services	85,584.55
Italy	GRUPPO ACEA	Public sector related services	42,689.43
Italy	GRUPPO ECF IMPIANTI TECNOLOGICI E COSTRUZI	Building and maintenance services	421,142.38
Italy	H-MEDIA SRL	Printing, photo and AV equipment	200,688.55
Italy	HEWLETT PACKARD ITALIANA SRL	Engineering and research services	157,727.15
Italy	HITRAC ENGINEERING GROUP SRL	Building and maintenance services	641,464.79
Italy	IBM ITALIA SPA	Engineering and research services	36,892.47
Italy	IMPACT ITALIA SRL	Education and training services	49,570.00
Italy	IMPEX SRL	Financial and insurance services	1,405.70
Italy	IMPEX SRL	Live plant and animal material	130,807.44
Italy	IMPEX SRL	Transportation, storage, mail services	38,837.01
Italy	IMPIANTI SPA	IT and communications equipment	128,960.31
Italy	INNOVERY SPA	IT and communications equipment	191,591.17
Italy	INTERNATIONAL FUND FOR AGRICULTURAL DEVEI	Education and training services	140,000.00
Italy	INTERNATIONAL FUND FOR AGRICULTURAL DEVEI	Politics and civic affairs services	130,000.00
Italy	INTERNATIONAL LABOUR ORGANIZATION (ILO)	Education and training services	567,957.63
Italy	INTERNATIONAL LABOUR ORGANIZATION (ILO)	Politics and civic affairs services	118,615.87
Italy	INTEROUTE SPA	Engineering and research services	31,730.77
Italy	INTERSECO SRL	Financial and insurance services	1,082.40
Italy	INTERSECO SRL	Live plant and animal material	237,011.40
Italy	INTERSECO SRL	Transportation, storage, mail services	35,616.00
Italy	IPS INTERNATIONAL NEWS AGENCY SCCARL (INTE	Management and admin services	100,000.00
Italy	ITEL SRL	Engineering and research services	98,629.12
Italy	KNOLL INTERNATIONAL SPA	Furniture	145,492.89
Italy	KONE SPA	Building and maintenance services	99,252.93
Italy	LAZY FILM SRL	Editorial, design, graphic services	60,000.00
Italy	MARCHI SRL	Distribution equipment	39,663.69
Italy	MARCHI SRL	Financial and insurance services	210.00
Italy	MARCHI SRL	Transportation, storage, mail services	2,425.00
Italy	MICROSOFT SRL	Engineering and research services	56,129.24
Italy	MICROSOFT SRL	IT and communications equipment	138,625.59
Italy	MITSA SRL	Building and maintenance services	437,613.49
Italy	MOSAICO PRODUZIONI SRL	Engineering and research services	35,442.31
Italy	NARDI SPA	Farming, fishing equipment	111,697.95
Italy	NARDI SPA	Financial and insurance services	1,264.67
Italy	NARDI SPA	Transportation, storage, mail services	8,740.66
Italy	ONE POWER & GAS SPA	Public sector related services	63,626.72
Italy	ORACLE ITALIA SRL	Engineering and research services	2,440,793.85
Italy	ORACLE ITALIA SRL	IT and communications equipment	37,000.00
Italy	PANDORA GREEN SPA	Building and maintenance services	70,668.09
Italy	PRICEWATERHOUSECOOPERS ADVISORY SPA	Management and admin services	187,793.00
Italy	PROGE SOFTWARE SRL	Engineering and research services	1,089,421.52
Italy	RICOH ITALIA SRL	Engineering and research services	294,045.83
Italy	SARAPPALTI SPA	Building and maintenance services	109,349.78
Italy	SAS INSTITUTE SRL	IT and communications equipment	34,045.02
Italy	SFE ELETTROIMPIANTI SRL	Building and maintenance services	35,632.69
Italy	SOFTLAB SPA	Engineering and research services	151,105.53
Italy	SOFTWAY SRL	Engineering and research services	313,274.17
Italy	SOFTWAY SRL	IT and communications equipment	292,392.90

Location of supplier	Supplier name	Category description	Value (USD)
FAO continued			
Italy	SWISS POST SOLUTIONS SPA	Transportation, storage, mail services	275,361.91
Italy	SYSTEM GRAPHIC SRL	Editorial, design, graphic services	1,701,880.48
Italy	TECNICA FACILITY MANAGEMENT SPA	Industrial cleaning services	1,749,504.97
Italy	TELECOM ITALIA SPA	Public sector related services	104,689.35
Italy	UNITED NATIONS SYSTEM STAFF COLLEGE (UNSS(	Politics and civic affairs services	216,780.00
Italy	WFP-UNHRD	Financial and insurance services	274.66
Italy	WFP-UNHRD	Land, building and structures	78,475.00
Italy	WFP-UNHRD	Management and admin services	15,004.78
Italy	ZANZI SERVIZI SPA	Building and maintenance services	603,365.07
Italy	ZANZI SERVIZI SPA	Distribution equipment	181,037.03
Japan	J GERBER AND COMPANY (JAPAN) LIMITED	Financial and insurance services	326.99
Japan	J GERBER AND COMPANY (JAPAN) LIMITED	Motor vehicles and parts	190,802.65
Japan	J GERBER AND COMPANY (JAPAN) LIMITED	Transportation, storage, mail services	6,597.92
Japan	K ARANO AND CO LTD	Motor vehicles and parts	30,480.00
Japan	K ARANO AND CO LTD	Transportation, storage, mail services	4,913.00
Japan	TOYOTA MOTOR CORPORATION	Motor vehicles and parts	69,692.38
Jordan	AL MADAR CHEMICAL EST	Building and maintenance services	47,690.00
Jordan	EMAD RADWAN	Financial and insurance services	19,329.39
Jordan	EMAD RADWAN	Security and safety equipment	253,607.75
Jordan	EMAD RADWAN	Transportation, storage, mail services	50,776.10
Jordan	ENGR. HASAN ADWAN CONT. EST	Building and maintenance services	97,104.52
Jordan	JOVAC - JORDAN BIO INDUSTRIES CENTER	Financial and insurance services	12,438.00
Jordan	JOVAC - JORDAN BIO INDUSTRIES CENTER	Pharmaceuticals, contraceptives, vaccines	2,816,433.00
Jordan	JOVAC - JORDAN BIO INDUSTRIES CENTER	Transportation, storage, mail services	642,542.00
Jordan	SAMI BASHITI & PARTNERS CO	Tools and general machinery	45,827.50
Jordan	SULEIMAN IBRAHIM AL-SAYAH AL-ZYOUD	Management and admin services	74,000.00
Jordan	TOYOTA CENTRAL TRADE & AUTO CO	Motor vehicles and parts	60,028.25
Jordan	UNDP-JO	Management and admin services	55,800.00
Jordan	WORLD FOOD PROGRAMME (WFP)	Politics and civic affairs services	160,000.00
Kenya	AFRICA BIOSYSTEMS LTD	Laboratory and testing equipment	32,298.45
Kenya	AFRICA BIOSYSTEMS LTD	Transportation, storage, mail services	3,728.68
Kenya	ALMOND AIR & LOGISTICS LTD	Live plant and animal material	1,215,000.00
Kenya	ALMOND AIR & LOGISTICS LTD	Transportation, storage, mail services	844,999.99
Kenya	AMANA MONEY TRANSFER LIMITED	Education and training services	7,035,391.79
Kenya	AMANA MONEY TRANSFER LIMITED	Financial and insurance services	291,368.85
Kenya	APA INSURANCE LIMITED	Financial and insurance services	30,400.38
Kenya	APEX LIFESCIENCES LTD	Pharmaceuticals, contraceptives, vaccines	35,938.56
Kenya	APEX LIFESCIENCES LTD	Transportation, storage, mail services	2,991.02
Kenya	BELBAR LIMITED	Paper materials and products	32,400.00
Kenya	BELBAR LIMITED	Transportation, storage, mail services	12,960.00
Kenya	BOB MORGAN SERVICES LTD	Public order and security services	45,900.06
Kenya	BORA BIOTECH LTD	Financial and insurance services	8,728.00
Kenya	BORA BIOTECH LTD	Live plant and animal material	286,990.35
Kenya	BORA BIOTECH LTD	Transportation, storage, mail services	194,104.06
Kenya	DALMAR TRANSPORTERS LTD	Transportation, storage, mail services	170,400.00
Kenya	DANSOM RESEARCH AND CONSULTANCY	Management and admin services	588,074.00
Kenya	DAVIS & SHIRTLIFF LTD	Power generation machinery	36,794.10
Kenya	EAGLE VET KENYA LIMITED	Financial and insurance services	978.05
Kenya	EAGLE VET KENYA LIMITED	Pharmaceuticals, contraceptives, vaccines	73,274.40
Kenya	EAGLE VET KENYA LIMITED	Transportation, storage, mail services	5,951.40
Kenya	ELECTRO WATTS LIMITED	Domestic appliances and electronics	128,000.00
Kenya	ELECTRO WATTS LIMITED	Transportation, storage, mail services	14,400.00
Kenya	FAIRLINE GENERAL SUPPLIES	Live plant and animal material	47,363.02
Kenya	FAIRLINE GENERAL SUPPLIES	Transportation, storage, mail services	20,667.50
Kenya	FALCON FEEDS	Live plant and animal material	42,872.17
Kenya	FALCON FEEDS	Transportation, storage, mail services	19,881.02
Kenya	HAMZA ENTERPRISES LIMITED	Live plant and animal material	115,200.00
Kenya	HAMZA ENTERPRISES LIMITED	Transportation, storage, mail services	1,600.00
Kenya	HOME COUNTRY LIMITED	Farming, fishing equipment	45,458.94
Kenya	HOME COUNTRY LIMITED	Tools and general machinery	140,400.00
Kenya	HOME COUNTRY LIMITED	Transportation, storage, mail services	33,143.00
Kenya	INTERNATIONAL ORGANIZATION FOR MIGRATION	Management and admin services	223,575.20
Kenya	INTERNATIONAL ORGANIZATION FOR MIGRATION	Public order and security services	57,325.86
Kenya	JAMBO FISH WESTERN (K) LTD	Farming, fishing equipment	33,900.00
Kenya	JAMBO FISH WESTERN (K) LTD	Transportation, storage, mail services	2,700.00
Kenya	JUBBA MANAGEMENT AND BUSINESS CONSULTAI	Material handling machinery	1,253,744.10
Kenya	JUBBA MANAGEMENT AND BUSINESS CONSULTAI	Transportation, storage, mail services	402,465.00
Kenya	KENTEK SOLUTIONS LIMITED	Electrical systems components	10,150.00
Kenya	KENTEK SOLUTIONS LIMITED	IT and communications equipment	213,315.00
Kenya	KENTEK SOLUTIONS LIMITED	Power generation machinery	7,000.00
Kenya	KENTEK SOLUTIONS LIMITED	Printing, photo and AV equipment	14,000.00
Kenya	KEYMAN VENTURES LIMITED	Building and maintenance services	49,541.82
Kenya	KIFMAS LIMITED	Transportation, storage, mail services	368,045.84
Kenya	KISIMA FARM LTD	Live plant and animal material	38,759.69
Kenya	LENOX GENERAL SUPPLIES	IT and communications equipment	78,000.00
Kenya	LOTUS KENYA ACTION FOR DEVELOPMENT (LOKA	Mineral and textile materials	34,870.21
Kenya	LOTUS KENYA ACTION FOR DEVELOPMENT (LOKA	Transportation, storage, mail services	10,557.92
Kenya	MACKPHILISA COMPUTER SYSTEMS LTD	Building and maintenance services	80,713.25
Kenya	MACKPHILISA COMPUTER SYSTEMS LTD	Engineering and research services	324,850.00
Kenya	MARUTI AGRI SEEDS LIMITED	Live plant and animal material	1,063,573.00
Kenya	MARUTI AGRI SEEDS LIMITED	Transportation, storage, mail services	138,924.40
Kenya	MAX OFFICE INTERNATIONAL	Financial and insurance services	240.00
Kenya	MAX OFFICE INTERNATIONAL	Structures, construction components	174,500.10
Kenya	MAX OFFICE INTERNATIONAL	Transportation, storage, mail services	17,906.70

Location of supplier	Supplier name	Category description	Value (USD)
FAO continued			
Kenya	MEDINA CHEMICALS LTD	Financial and insurance services	974.40
Kenya	MEDINA CHEMICALS LTD	Medical equipment	899,308.38
Kenya	MEDINA CHEMICALS LTD	Pharmaceuticals, contraceptives, vaccines	138,903.40
Kenya	MEDINA CHEMICALS LTD	Transportation, storage, mail services	276,235.00
Kenya	MERU SLOPES HOTEL	Travel, food and lodging	50,700.00
Kenya	NAIROBI VETERINARY CENTRE	Medical equipment	33,152.74
Kenya	NAIROBI VETERINARY CENTRE	Transportation, storage, mail services	2,262.88
Kenya	NASA PROPERTIES LTD	Management and admin services	614,812.88
Kenya	NILEPHARM EAST AFRICA LTD	Farming, fishing equipment	84,350.00
Kenya	NUREX LIMITED	Tools and general machinery	133,823.50
Kenya	PACIFIC STATIONERS KENYA LIMITED	Office equipment	43,354.32
Kenya	PROSPECTUS THERAPEUTICS LTD	Pharmaceuticals, contraceptives, vaccines	219,386.42
Kenya	PROSPECTUS THERAPEUTICS LTD	Transportation, storage, mail services	12,953.10
Kenya	PUMPING HYDRAULIC LTD	Farming, fishing equipment	95,663.00
Kenya	PUMPING HYDRAULIC LTD	Tools and general machinery	286,950.00
Kenya	SANDEV GENERAL TRADING COMPANY LIMITED	Material handling machinery	44,766.00
Kenya	SANDEV GENERAL TRADING COMPANY LIMITED	Transportation, storage, mail services	18,652.50
Kenya	SAVANA CONSULTANCY AND RESEARCH SERVICE	Management and admin services	39,975.00
Kenya	SHIVAM EAST ENTERPRISES LTD	Live plant and animal material	127,227.20
Kenya	SHIVAM EAST ENTERPRISES LTD	Transportation, storage, mail services	3,986.09
Kenya	SIGMA FEEDS LTD	Live plant and animal material	73,329.63
Kenya	SIGMA FEEDS LTD	Transportation, storage, mail services	18,214.18
Kenya	SOUTHERN SUN MAYFAIR NAIROBI	Travel, food and lodging	35,913.36
Kenya	SPECIALIZED FIBREGLASS LTD	Farming, fishing equipment	97,680.00
Kenya	SPECIALIZED FIBREGLASS LTD	Financial and insurance services	1,000.00
Kenya	SPECIALIZED FIBREGLASS LTD	Transportation, storage, mail services	15,912.00
Kenya	STARS GROUP LTD	Management and admin services	324,000.00
Kenya	TECHNO RELIEF GROUP	Financial and insurance services	1,172.29
Kenya	TECHNO RELIEF GROUP	Medical equipment	51,170.00
Kenya	TECHNO RELIEF GROUP	Transportation, storage, mail services	4,386.00
Kenya	TECHNOVY SYSTEMS LIMITED	Domestic appliances and electronics	48,048.90
Kenya	TECHNOVY SYSTEMS LIMITED	Financial and insurance services	344.30
Kenya	TECHNOVY SYSTEMS LIMITED	Motor vehicles and parts	61,452.00
Kenya	TECHNOVY SYSTEMS LIMITED	Transportation, storage, mail services	7,410.00
Kenya	THE KENYATTA INTERNATIONAL CONVENTION CE	Travel, food and lodging	31,903.46
Kenya	TOYOTA KENYA LTD	Motor vehicles and parts	50,000.00
Kenya	TROPICAL HEALTCARE LIMITED	Medical equipment	289,460.00
Kenya	UNGA FARM CARE (EA) LIMITED	Live plant and animal material	98,553.94
Kenya	UNGA FARM CARE (EA) LIMITED	Transportation, storage, mail services	25,693.12
Kenya	UNON	Engineering and research services	15,073.46
Kenya	UNON	Management and admin services	326,257.76
Kenya	VILLA ROSA KEMPINSKI	Travel, food and lodging	50,000.00
Kenya	WARRIOR SECURITY INTERNATIONAL LIMITED	Public order and security services	352,890.30
Kenya	YADSTI ENTERPRISE SOLUTIONS LTD	Politics and civic affairs services	30,149.07
Kuwait	UNITED NATIONS ASSISTANCE MISSION FOR IRAQ	Cleaning equipment	137.72
Kuwait	UNITED NATIONS ASSISTANCE MISSION FOR IRAQ	Fuels and lubricants etc.	807.64
Kuwait	UNITED NATIONS ASSISTANCE MISSION FOR IRAQ	Furniture	700.41
Kuwait	UNITED NATIONS ASSISTANCE MISSION FOR IRAQ	Healthcare services	215.28
Kuwait	UNITED NATIONS ASSISTANCE MISSION FOR IRAQ	Management and admin services	44,288.88
Kuwait	UNITED NATIONS ASSISTANCE MISSION FOR IRAQ	Public order and security services	26,256.00
Kuwait	UNITED NATIONS ASSISTANCE MISSION FOR IRAQ	Transportation, storage, mail services	972.57
Kyrgyzstan	GREEN ARASAN LLC	Distribution equipment	44,800.00
Kyrgyzstan	GREEN ARASAN LLC	Transportation, storage, mail services	1,400.00
Kyrgyzstan	PE ERKINBEK TOKTOBEKOVICH TURGANOV	Management and admin services	37,800.00
Kyrgyzstan	PE RAIMBEKOV URAN	Live plant and animal material	39,016.00
Kyrgyzstan	PEREKRESTOK AUTOCENTER LLC	Motor vehicles and parts	94,290.23
Lebanon	ANTOINE RAYESS	Management and admin services	40,000.00
Lebanon	BASSOUL HNEINE	Motor vehicles and parts	35,970.00
Lebanon	CHARLES ANTOINE EL BEAINI	Management and admin services	33,000.00
Lebanon	FOLIC AUTOMOTIVE SAL	Motor vehicles and parts	240,700.00
Lebanon	G4S LEBANON	Public order and security services	57,360.00
Lebanon	INTERNATIONAL LABOUR ORGANIZATION (ILO)	Building and maintenance services	53,500.00
Lebanon	INTERNATIONAL LABOUR ORGANIZATION (ILO)	Education and training services	515,593.00
Lebanon	INTERNATIONAL LOGISTICS SERVICES SAL	Live plant and animal material	271,818.18
Lebanon	INTERNATIONAL LOGISTICS SERVICES SAL	Structures, construction components	70,700.00
Lebanon	LEBANESE POULTRY COMPANY SAL	Live plant and animal material	345,200.00
Lebanon	LIBAN SOL SARL	Farming, fishing equipment	171,150.00
Lebanon	LIBAN SOL SARL	Transportation, storage, mail services	8,152.00
Lebanon	MAALOUF TRADING CO	Live plant and animal material	37,500.00
Lebanon	MESSRS FAKT ME LLC	Financial and insurance services	3,300.00
Lebanon	MESSRS FAKT ME LLC	Live plant and animal material	61,776.00
Lebanon	MESSRS FAKT ME LLC	Transportation, storage, mail services	2,112.00
Lebanon	MROUEH COMPANY FOR INDUSTRY AND TRADE	Live plant and animal material	58,350.00
Lebanon	MROUEH COMPANY FOR INDUSTRY AND TRADE	Transportation, storage, mail services	3,000.00
Lebanon	MSCA SAL	Transportation, storage, mail services	50,400.00
Lebanon	NGIE SARL	Live plant and animal material	32,000.00
Lebanon	SIDACO SAL	Material handling machinery	31,200.00
Lebanon	SOCIETE LIBANAISE POUR LES FOURRAGES SARL	Financial and insurance services	1,890.00
Lebanon	SOCIETE LIBANAISE POUR LES FOURRAGES SARL	Live plant and animal material	105,700.00
Lebanon	SOCIETE LIBANAISE POUR LES FOURRAGES SARL	Transportation, storage, mail services	16,940.00
Lebanon	SOMOPLAST / RIACHI & CO	Farming, fishing equipment	31,875.00
Lebanon	STATISTICS LEBANON LTD	Farming, fishing, forestry services	30,214.15
Lesotho	ARROWLINE CIVIL WORKS (PTY) LTD	Building and maintenance services	118,302.76
Lesotho	DAVES CONSTRUCTION	Building and maintenance services	64,187.18

Location of supplier	Supplier name	Category description	Value (USD)
FAO continued			
Lesotho	KANG FONG	Editorial, design, graphic services	52,699.70
Lesotho	MARU A PULA MINING & CONSTRUCTION	Building and maintenance services	66,343.60
Lesotho	MASERU TOYOTA (PTY) LTD	Motor vehicles and parts	64,284.19
Lesotho	ORION MOHALE LODGE	Travel, food and lodging	33,594.73
Lesotho	QILOANE MEDIA GROUP	Paper materials and products	33,878.16
Lesotho	QUADRANT COMPUTERS	IT and communications equipment	30,675.44
Lesotho	SEFALI SUPPLIERS	Farming, fishing equipment	96,211.00
Lesotho	SELIBENG CONSTRUCTION	Building and maintenance services	66,249.63
Lesotho	YARONA CONTRACTORS	Building and maintenance services	162,512.40
Liberia	LIBERIAN RELIABLE CONSTRUCTION COMPANY (LI	Building and maintenance services	40,918.98
Liberia	MIRACLE CONSTRUCTION COMPANY	Building and maintenance services	63,346.67
Liberia	RLJ KENDEJA RESCORT & VILLAS	Travel, food and lodging	56,710.00
Liberia	THE GREYHOUND GROUP	Building and maintenance services	73,998.25
Liberia	TOPAZ ENTERPRISES	Building and maintenance services	38,718.81
Liberia	UNITED NATIONS DEVELOPMENT PROGRAMME (U	Industrial cleaning services	5,201.20
Liberia	UNITED NATIONS DEVELOPMENT PROGRAMME (U	Management and admin services	7,817.00
Liberia	UNITED NATIONS DEVELOPMENT PROGRAMME (U	Public order and security services	95,013.00
Madagascar	CENTRE D APPUI A L EXPLOITATION DES TECHNOI	Management and admin services	80,329.77
Madagascar	DESIGN TECH	Tools and general machinery	47,229.27
Madagascar	DESIGN TECH	Transportation, storage, mail services	8,389.40
Madagascar	ETABLISSEMENT PATRAKALA	Tools and general machinery	99,181.47
Madagascar	GPS AMBININTSOA	Live plant and animal material	193,456.16
Madagascar	MAMOKARA	Tools and general machinery	181,971.03
Madagascar	MAMOKARA	Transportation, storage, mail services	6,456.27
Madagascar	NEW BOXCOM	Management and admin services	62,191.24
Madagascar	RAKOTOARIMANANA JEANIE HANDRY	Tools and general machinery	64,086.34
Madagascar	TAZA PRODUCTION	Farming, fishing, forestry services	5,078.42
Madagascar	TAZA PRODUCTION	Live plant and animal material	41,550.73
Madagascar	TELMA MONEY SA	Financial and insurance services	36,949.23
Madagascar	VALY PROD SEM	Live plant and animal material	178,118.98
Madagascar	VALY PROD SEM	Transportation, storage, mail services	5,021.89
Malawi	ASIP & A INVESTMENTS	Live plant and animal material	34,387.90
Malawi	CRECK HARDWARE	Security and safety equipment	89,367.12
Malawi	EMMANUEL INVESTMENTS	Live plant and animal material	34,768.08
Malawi	EVELYN INVESTMENTS CO. LTD	Management and admin services	44,611.00
Malawi	FARMERS ORGANISATION LIMITED	Farming, fishing equipment	2,473.42
Malawi	FARMERS ORGANISATION LIMITED	Live plant and animal material	87,945.21
Malawi	FARMERS WORLD	Live plant and animal material	92,486.30
Malawi	FISD LIMITED COMPANY	Farming, fishing equipment	198,052.06
Malawi	FISD LIMITED COMPANY	Transportation, storage, mail services	5,171.45
Malawi	GRACE INVESTMENTS	Distribution equipment	31,650.62
Malawi	GRACE INVESTMENTS	Live plant and animal material	31,587.07
Malawi	GRACE INVESTMENTS	Transportation, storage, mail services	495.19
Malawi	KULIMA GOLD LTD	Live plant and animal material	105,375.00
Malawi	KULIMA GOLD LTD	Transportation, storage, mail services	4,500.00
Malawi	ME & M GENERAL DEALERS	Distribution equipment	153,507.57
Malawi	ME & M GENERAL DEALERS	Transportation, storage, mail services	3,581.84
Malawi	SAKARAMENTA	Financial and insurance services	13,593.13
Malawi	SAKARAMENTA	Motor vehicles and parts	67,966.40
Malawi	SAKARAMENTA	Transportation, storage, mail services	4,280.00
Malawi	SUNBIRD MOUNT SOCHE	Travel, food and lodging	45,063.23
Malawi	SUNDAY TRADING	Live plant and animal material	36,795.05
Malawi	TOYOTA MALAWI LTD	Motor vehicles and parts	616,827.38
Malaysia	MALAYSIAN BIOECONOMY DEVELOPMENT CORPC	Travel, food and lodging	48,523.58
Mali	CFAO MOTORS MALI	Motor vehicles and parts	42,127.20
Mali	D&D PRESTATION & SERVICE SARL	Motor vehicles and parts	61,975.05
Mali	D&D PRESTATION & SERVICE SARL	Tools and general machinery	39,878.47
Mali	DOUCOURE PARTENAIRE AGRO INDUSTRIES	Live plant and animal material	343,512.69
Mali	ENTREPRISE BACKRENE AG MBARECK	Building and maintenance services	73,190.33
Mali	ENTREPRISE DE DEVELOPPEMENT DU NORD	Building and maintenance services	39,035.50
Mali	ENTREPRISE DES ASSOCIES SAGARA (EAS) BTP	Building and maintenance services	110,104.78
Mali	ENTREPRISE DRISSA TRAORE (EDT)	Building and maintenance services	37,995.22
Mali	ENTREPRISE MAMA TOURE	Building and maintenance services	109,438.59
Mali	ENTREPRISE SYLLA NORD BTP	Building and maintenance services	51,580.19
Mali	GIE TAGAZT DE TESSIT	Live plant and animal material	63,940.87
Mali	GLOBAL SERVICES DEBOU NGNERY (GSDN)	Distribution equipment	68,538.84
Mali	GMFA SARL	Live plant and animal material	125,321.13
Mali	GROUPEMENT D INTERET ECONOMIQUE GOURMA	Live plant and animal material	82,231.28
Mali	IN - ASSAGUI	Live plant and animal material	84,299.11
Mali	KASSIM KANTE	Live plant and animal material	25,354.79
Mali	KASSIM KANTE	Tools and general machinery	180,338.43
Mali	KASSIM KANTE	Transportation, storage, mail services	5,497.77
Mali	MALITEL	Engineering and research services	39,780.00
Mali	OIL MALI SARL	Fuels and lubricants etc.	67,991.75
Mali	ORIENT AGRICOLE DISTRIBUTION SARL	Live plant and animal material	295,602.22
Mali	OULD BARKA MOHAMED	Live plant and animal material	141,759.49
Mali	PNUD-MALI	Public order and security services	175,463.76
Mali	SALA MAHAMADOU	Live plant and animal material	114,337.89
Mali	SANKORE SERVICES	Live plant and animal material	149,899.97
Mali	SIPROVET	Medical equipment	96,638.56
Mali	SIPROVET	Transportation, storage, mail services	485.34
Mali	SOBACOF SARL	Live plant and animal material	183,280.14
Mali	SOCIETE NAKOSHI SARL	Live plant and animal material	75,421.27
Mali	SONO SARL	Live plant and animal material	49,571.54

Location of supplier	Supplier name	Category description	Value (USD)
FAO continued			
Mali	SORY BUIDING SARL	Building and maintenance services	142,779.69
Mali	SORY BUIDING SARL	Farming, fishing, forestry services	34,311.77
Mali	SOULEYMANE HAROUNA DIALLO	Live plant and animal material	122,771.64
Mali	TABALLE SARL	Services industry equipment	37,036.77
Mali	TAJIRE	Live plant and animal material	61,849.89
Mali	TOTAL MALI	Fuels and lubricants etc.	184,354.58
Mauritania	AGRION	Live plant and animal material	30,313.24
Mauritania	CPVR SARL	Laboratory and testing equipment	83,372.16
Mauritania	ETS ATD	Distribution equipment	33,595.22
Mauritius	V & M GRAIN MAURITIUS LIMITED	Financial and insurance services	320.00
Mauritius	V & M GRAIN MAURITIUS LIMITED	Live plant and animal material	166,500.00
Mauritius	V & M GRAIN MAURITIUS LIMITED	Transportation, storage, mail services	12,800.00
Mauritius	WS INSIGHT LIMITED	Public order and security services	212,412.90
Mexico	ADV-SYS SA DE CV	Engineering and research services	53,977.91
Mexico	AGUSTIN RIVERO BLASQUEZ	Management and admin services	61,080.09
Mexico	ALTHRIA CONSULTING GROUP SA DE CV	Engineering and research services	84,778.23
Mexico	ANTONIO GARCIA OROZCO	Farming, fishing equipment	49,604.92
Mexico	AV NETWORK SERVICE SA DE CV	Building and maintenance services	58,756.46
Mexico	BANCO VE POR MÁS, SA, FIDEICOMISO 101	Management and admin services	68,590.43
Mexico	CONSORCIO VERACRUZ	Farming, fishing equipment	50,723.44
Mexico	CONSORCIO VERACRUZ	Financial and insurance services	4,840.81
Mexico	CONSORCIO VERACRUZ	Structures, construction components	509,618.90
Mexico	CONSORCIO VERACRUZ	Transportation, storage, mail services	31,026.74
Mexico	JUAN ANTONIO OCAMPO CASTILLO	Building and maintenance services	87,559.65
Micronesia (Federated States of)	POHNPEI ACE HARDWARE	Farming, fishing equipment	7,826.80
Micronesia (Federated States of)	POHNPEI ACE HARDWARE	Live plant and animal material	12,485.80
Micronesia (Federated States of)	POHNPEI ACE HARDWARE	Structures, construction components	56,411.50
Micronesia (Federated States of)	POHNPEI ACE HARDWARE	Tools and general machinery	9,175.04
Mongolia	ALTAN TARIA CO. LTD	Financial and insurance services	1,479.91
Mongolia	ALTAN TARIA CO. LTD	Live plant and animal material	183,244.89
Mongolia	ALTAN TARIA CO. LTD	Transportation, storage, mail services	63,407.18
Mongolia	ASTVISION LLC	Engineering and research services	36,170.21
Mongolia	DARKHAN TRADE LLC	Building and maintenance services	49,200.49
Mongolia	GARAANII VETBIOTECH LLC	Food and beverage products	25,521.57
Mongolia	GARAANII VETBIOTECH LLC	Pharmaceuticals, contraceptives, vaccines	14,178.65
Mongolia	GLOBAL BUSINESS LINK LLC	Live plant and animal material	36,348.91
Mongolia	MONVETMED LLC	Financial and insurance services	394.58
Mongolia	MONVETMED LLC	Laboratory and testing equipment	40,262.94
Mongolia	MONVETMED LLC	Transportation, storage, mail services	1,954.55
Mongolia	TAVAN BOGD LLC	Motor vehicles and parts	35,808.75
Mongolia	TAVAN KHOSHUU ERDES LLC	Food and beverage products	77,982.58
Morocco	ATLANTIC PALACE	Education and training services	30,246.58
Morocco	COMPAGNIE MAROCAINE DES PROCESS AGRO INI	Farming, fishing equipment	48,591.97
Morocco	COMPAGNIE MAROCAINE DES PROCESS AGRO INI	Transportation, storage, mail services	4,930.23
Morocco	EVASIONS SANS FRONTIERES	Travel, food and lodging	34,069.97
Morocco	EXTRA LEVEL TECNOLOGIES SARL	IT and communications equipment	29,942.97
Morocco	EXTRA LEVEL TECNOLOGIES SARL	Printing, photo and AV equipment	703.11
Morocco	GHANEM AHMAD	Building and maintenance services	36,090.38
Morocco	HOTEL MAJLISS	Travel, food and lodging	32,164.57
Morocco	RIVALIA SARL	Farming, fishing equipment	53,455.75
Morocco	STÉ PARC AGRI SARL	Live plant and animal material	43,907.42
Mozambique	AGRIFOCUS	Live plant and animal material	195,091.41
Mozambique	AGRO-NEGOCIO PARA O DESENVOLVIMENTO DE I	IT and communications equipment	271,591.00
Mozambique	AGROSERV LIMITADA	Industrial manufacturing machinery	101,195.72
Mozambique	AGROSERV LIMITADA	Live plant and animal material	478,810.63
Mozambique	AGROTEC CONSULTORIA LIMITADA	Farming, fishing, forestry services	41,528.24
Mozambique	ANTONIO CHARUMAR JOAO	Farming, fishing, forestry services	66,445.18
Mozambique	ARAUJO COMMERCIAL DE ARAUJO ANDRE DIQUIS	Farming, fishing, forestry services	74,750.83
Mozambique	CAR TRADER LDA	Services industry equipment	412,485.00
Mozambique	CASA DO AGRICULTOR - FARMERS HOME LDA	Farming, fishing, forestry services	33,222.59
Mozambique	CONSTRUCOES RAM, LDA (CONRAM)	Farming, fishing, forestry services	75,388.13
Mozambique	DELCAM CONSULTORIA E SERVICOS LDA	Services industry equipment	244,161.71
Mozambique	ELECTROMED SOCIEDADE UNIPESSOAL LDA	Services industry equipment	113,826.89
Mozambique	ELECTROMED SOCIEDADE UNIPESSOAL LDA	Transportation, storage, mail services	3,278.69
Mozambique	ENCIL CONSTRUCAO CIVIL & OBRAS PUBLICAS	Building and maintenance services	60,270.85
Mozambique	ENGENHARIA INDUSTRIAL E CONSULTORIA LDA	Farming, fishing equipment	44,780.07
Mozambique	ENGENHARIA INDUSTRIAL E CONSULTORIA LDA	Transportation, storage, mail services	2,173.97
Mozambique	FLEXOTECH LDA	Editorial, design, graphic services	132,256.19
Mozambique	GOLDEN PEACOCK RESORT HOTEL	Education and training services	49,993.44
Mozambique	GORONGOSA NBEU DE SECANE FRANCISCO JOAO	Farming, fishing, forestry services	49,833.89
Mozambique	HELDER COMERCIAL	Farming, fishing, forestry services	49,833.89
Mozambique	INTERMED MOZAMBIQUE LIMITADA	Financial and insurance services	610.47
Mozambique	INTERMED MOZAMBIQUE LIMITADA	Pharmaceuticals, contraceptives, vaccines	119,507.81
Mozambique	INTERMED MOZAMBIQUE LIMITADA	Transportation, storage, mail services	8,235.88
Mozambique	IRVINES MOCAMBIQUE, LDA	Live plant and animal material	56,079.83
Mozambique	IRVINES MOCAMBIQUE, LDA	Medical equipment	8,659.66
Mozambique	IRVINES MOCAMBIQUE, LDA	Transportation, storage, mail services	2,508.40
Mozambique	MAGASSOSSO EXPRESS DEVELOPMENT COMPAN	Farming, fishing, forestry services	41,528.24
Mozambique	NEW HORIZONS MOZAMBIQUE LDA	Farming, fishing equipment	8,508.20
Mozambique	NEW HORIZONS MOZAMBIQUE LDA	Live plant and animal material	39,968.85
Mozambique	NHAMADZI COMERCIAL	Farming, fishing, forestry services	83,056.48
Mozambique	PROCAMPO	Distribution equipment	13,171.54
Mozambique	PROCAMPO	Farming, fishing equipment	37,112.94
Mozambique	PROCAMPO	Material handling machinery	19,787.54

Location of supplier	Supplier name	Category description	Value (USD)
FAO continued			
Mozambique	PROCAMPO	Mining and well drilling equipment	80,880.03
Mozambique	PROCAMPO	Transportation, storage, mail services	3,942.29
Mozambique	PROJECTO DE FOMENTO PECUARIO DE MANICA	Farming, fishing, forestry services	58,139.53
Mozambique	SERYA INVESTIMENTOS, LDA	Structures, construction components	104,039.78
Mozambique	SITOLE COMERCIAL E I	Farming, fishing, forestry services	33,222.59
Mozambique	TECAP, LDA	Farming, fishing equipment	53,466.39
Mozambique	TECAP, LDA	Transportation, storage, mail services	8,813.89
Mozambique	VARDINHO COMERCIAL DE NGORO ZEGRIA VARDI	Farming, fishing, forestry services	49,833.89
Mozambique	ZACARIAS ISMAIL ASSANE	Farming, fishing, forestry services	33,222.59
Myanmar	ACE DRAGON COMPANY LIMITED	Management and admin services	51,286.76
Myanmar	AYAR MYAY GENERAL TRADING	Financial and insurance services	389.57
Myanmar	AYAR MYAY GENERAL TRADING	Live plant and animal material	77,914.76
Myanmar	AYAR MYAY GENERAL TRADING	Transportation, storage, mail services	10,962.00
Myanmar	CHO CHO CO., LTD.	Financial and insurance services	239.11
Myanmar	CHO CHO CO., LTD.	Material handling machinery	48,038.81
Myanmar	CHO CHO CO., LTD.	Transportation, storage, mail services	8,901.49
Myanmar	GOOD BROTHERS CO LTD	Distribution equipment	4,827.24
Myanmar	GOOD BROTHERS CO LTD	Farming, fishing equipment	86,194.03
Myanmar	GREEN DESIGN MEDIA	Apparel, luggage and personal care	30,387.45
Myanmar	GREEN KISSAPANADI CO LTD	Financial and insurance services	2,197.01
Myanmar	GREEN KISSAPANADI CO LTD	Live plant and animal material	45,588.06
Myanmar	GREEN KISSAPANADI CO LTD	Transportation, storage, mail services	6,591.04
Myanmar	KISSAPANADI LIVESTOCK FARM	Financial and insurance services	6,007.46
Myanmar	KISSAPANADI LIVESTOCK FARM	Live plant and animal material	168,208.96
Myanmar	KISSAPANADI LIVESTOCK FARM	Transportation, storage, mail services	7,208.96
Myanmar	MARLARMYAING MANUFACTURING CO LTD	Financial and insurance services	851.02
Myanmar	MARLARMYAING MANUFACTURING CO LTD	Live plant and animal material	161,787.76
Myanmar	MARLARMYAING MANUFACTURING CO LTD	Transportation, storage, mail services	33,876.00
Myanmar	MYANMAR SURVEY RESEARCH CO LTD	Engineering and research services	53,573.40
Myanmar	MYANMAR UNISON TECHNOLOGY SERVICES CO L	IT and communications equipment	40,073.53
Myanmar	SEA BAN NI RICE SPECIALIZED CO LTD	Financial and insurance services	1,095.53
Myanmar	SEA BAN NI RICE SPECIALIZED CO LTD	Live plant and animal material	120,877.63
Myanmar	SEA BAN NI RICE SPECIALIZED CO LTD	Transportation, storage, mail services	17,026.98
Myanmar	U LAL THLAN	Financial and insurance services	27,084.94
Myanmar	U LAL THLAN	Live plant and animal material	108,997.01
Myanmar	U LAL THLAN	Transportation, storage, mail services	8,719.76
Myanmar	U TAY ZAR OO	Financial and insurance services	57,079.25
Myanmar	U TAY ZAR OO	Live plant and animal material	338,820.90
Myanmar	U TAY ZAR OO	Transportation, storage, mail services	15,246.27
Myanmar	U TUN TUN WIN	Financial and insurance services	587.69
Myanmar	U TUN TUN WIN	Live plant and animal material	58,768.66
Myanmar	U TUN TUN WIN	Transportation, storage, mail services	10,186.57
Myanmar	UNIVERSAL SCIENTIFIC CO., LTD.	Medical equipment	86,900.00
Namibia	AGRA (CO-OPERATIVE) LTD	Live plant and animal material	88,099.20
Namibia	AGRA (CO-OPERATIVE) LTD	Transportation, storage, mail services	18,659.00
Namibia	VAGANZA INVESTMENTS CC	Financial and insurance services	15,380.00
Namibia	VAGANZA INVESTMENTS CC	Live plant and animal material	192,240.00
Namibia	VAGANZA INVESTMENTS CC	Transportation, storage, mail services	31,502.80
Nepal	ASSOCIATION FOR DEVELOPMENT OF ENVIRONM	Management and admin services	56,280.22
Nepal	SEAN SEED SERVICE CENTRE LTD	Live plant and animal material	84,702.66
Nepal	SUMMIT HOTEL	Travel, food and lodging	61,669.21
Netherlands	BAKKER BROTHERS ZAADTEELT EN ZAADHANDEL	Live plant and animal material	1,467,027.82
Netherlands	BAKKER BROTHERS ZAADTEELT EN ZAADHANDEL	Transportation, storage, mail services	450,275.86
Netherlands	IPA INTERNATIONAL PROCUREMENT AGENCY EUF	Farming, fishing equipment	231,446.40
Netherlands	IPA INTERNATIONAL PROCUREMENT AGENCY EUF	Transportation, storage, mail services	155,458.21
Netherlands	SANTPOORT PROJECT SUPPLIES BV	Farming, fishing equipment	33,269.88
Netherlands	SANTPOORT PROJECT SUPPLIES BV	Medical equipment	93,568.00
Netherlands	SANTPOORT PROJECT SUPPLIES BV	Transportation, storage, mail services	28,416.07
Netherlands	SERVICENOW NEDERLAND BV	Engineering and research services	449,000.00
Netherlands	SIMONIS BV	Live plant and animal material	199,200.00
Netherlands	SIMONIS BV	Transportation, storage, mail services	14,800.00
New Zealand	LANDCARE RESEARCH NEW ZEALAND LIMITED	Farming, fishing, forestry services	70,381.54
New Zealand	RUN LIMITED	Farming, fishing, forestry services	97,233.38
New Zealand	SAILORS CORNER LTD	Domestic appliances and electronics	13,134.31
New Zealand	SAILORS CORNER LTD	Farming, fishing equipment	32,226.28
New Zealand	SAILORS CORNER LTD	Power generation machinery	5,080.29
New Zealand	SAILORS CORNER LTD	Transportation, storage, mail services	651.09
Niger	AMI SERVICES PLUS	Financial and insurance services	1,280.00
Niger	AMI SERVICES PLUS	Live plant and animal material	46,400.00
Niger	AMI SERVICES PLUS	Transportation, storage, mail services	5,900.00
Niger	CAMAVET SARL	Pharmaceuticals, contraceptives, vaccines	57,176.79
Niger	CENTRAVET NIGER SA	Pharmaceuticals, contraceptives, vaccines	35,735.49
Niger	CPS IRI ANGOUAL GAMJI	Live plant and animal material	64,158.95
Niger	ETS ELH ABDOULAYE ZAKARI	Financial and insurance services	5,327.89
Niger	ETS ELH ABDOULAYE ZAKARI	Live plant and animal material	362,297.00
Niger	ETS ELH ABDOULAYE ZAKARI	Transportation, storage, mail services	58,952.20
Niger	GROUPE D AGRO-INDUSTRIE SEMENCIERE ET ALIM	Live plant and animal material	300,916.58
Niger	GROUPE MAGOR	Financial and insurance services	857.00
Niger	GROUPE MAGOR	Live plant and animal material	848,160.00
Niger	GROUPE MAGOR	Transportation, storage, mail services	120,915.20
Niger	NAGARTA IRI	Live plant and animal material	247,412.91
Niger	SOCIETE NIGERIENNE DES TECHNIQUES AGRICOLI	Tools and general machinery	62,601.17
Nigeria	AERO DYNA OLIVE RESOURCES LTD	Building and maintenance services	94,316.63
Nigeria	AFRICA RICE CENTER (AFRICA RICE)	Live plant and animal material	75,000.00

Location of supplier	Supplier name	Category description	Value (USD)
FAO continued			
Nigeria	AFRICA RICE CENTER (AFRICA RICE)	Transportation, storage, mail services	24,900.00
Nigeria	AGROSERV LTD	Industrial manufacturing machinery	40,885.77
Nigeria	AGROSERV LTD	Transportation, storage, mail services	762.36
Nigeria	AMAZING PROMISE LIMITED	Domestic appliances and electronics	16,292.59
Nigeria	AMAZING PROMISE LIMITED	Financial and insurance services	2,471.98
Nigeria	AMAZING PROMISE LIMITED	IT and communications equipment	20,604.51
Nigeria	AMAZING PROMISE LIMITED	Office equipment	8,039.55
Nigeria	AMAZING PROMISE LIMITED	Printing, photo and AV equipment	6,629.40
Nigeria	AXESS2SOLUTIONS NIGERIA LIMITED	Engineering and research services	45,000.00
Nigeria	AXESS2SOLUTIONS NIGERIA LIMITED	IT and communications equipment	83,160.00
Nigeria	BASH MANGA FARMS LTD	Farming, fishing, forestry services	9,269.92
Nigeria	BASH MANGA FARMS LTD	Financial and insurance services	7,956.68
Nigeria	BASH MANGA FARMS LTD	Live plant and animal material	159,133.68
Nigeria	BASH MANGA FARMS LTD	Transportation, storage, mail services	4,634.96
Nigeria	BAZAM & SONS GLOBAL ENTERPRISES	Live plant and animal material	46,456.59
Nigeria	BAZAM & SONS GLOBAL ENTERPRISES	Transportation, storage, mail services	1,191.19
Nigeria	BOGBENTO INTERNATIONAL LTD	Distribution equipment	73,316.67
Nigeria	BOGBENTO INTERNATIONAL LTD	Financial and insurance services	9,831.74
Nigeria	BOGBENTO INTERNATIONAL LTD	Transportation, storage, mail services	10,983.45
Nigeria	BRYTERLYTE VENTURES	Distribution equipment	4,622.50
Nigeria	BRYTERLYTE VENTURES	Farming, fishing equipment	70,390.19
Nigeria	BRYTERLYTE VENTURES	Industrial manufacturing machinery	16,949.15
Nigeria	BRYTERLYTE VENTURES	Laboratory and testing equipment	1,849.00
Nigeria	BRYTERLYTE VENTURES	Material handling machinery	7,704.16
Nigeria	BRYTERLYTE VENTURES	Tools and general machinery	19,657.40
Nigeria	BRYTERLYTE VENTURES	Transportation, storage, mail services	6,595.59
Nigeria	CANDOUR PETALS LTD	Industrial manufacturing machinery	31,765.19
Nigeria	DADDY AQUACULTURE CONSULT AND ENTERPRIS	Live plant and animal material	149,942.86
Nigeria	FESTYMOORE VENTURES	Farming, fishing equipment	75,092.82
Nigeria	FESTYMOORE VENTURES	Laboratory and testing equipment	3,807.95
Nigeria	FESTYMOORE VENTURES	Transportation, storage, mail services	3,173.29
Nigeria	GLOBE MOTORS HOLDINGS LTD	Motor vehicles and parts	47,918.95
Nigeria	ISA MUSA IBRAHIM GEN ENT LTD	Live plant and animal material	31,461.56
Nigeria	ISA MUSA IBRAHIM GEN ENT LTD	Transportation, storage, mail services	3,932.69
Nigeria	KAFFO MINES LTD	Live plant and animal material	226,661.00
Nigeria	KAFFO MINES LTD	Transportation, storage, mail services	29,727.90
Nigeria	KANEM INTERGRATED SYNERGY LIMITED	Financial and insurance services	807.52
Nigeria	KANEM INTERGRATED SYNERGY LIMITED	Live plant and animal material	80,752.27
Nigeria	KANEM INTERGRATED SYNERGY LIMITED	Transportation, storage, mail services	4,269.78
Nigeria	MGI SYSTEMS LTD	Live plant and animal material	596,777.71
Nigeria	MICROCHIPS SYSTEMS LIMITED	IT and communications equipment	49,734.98
Nigeria	MICROCHIPS SYSTEMS LIMITED	Office equipment	10,126.35
Nigeria	MICROCHIPS SYSTEMS LIMITED	Printing, photo and AV equipment	2,265.02
Nigeria	MOHAMDIS GLOBAL CONCEPT LTD	Live plant and animal material	436,628.79
Nigeria	MYGESTIQUE VENTURES	Tools and general machinery	94,965.60
Nigeria	MYGESTIQUE VENTURES	Transportation, storage, mail services	4,468.97
Nigeria	PETRA DIGITAL PRESS	Editorial, design, graphic services	40,647.21
Nigeria	PETRA DIGITAL PRESS	Transportation, storage, mail services	656.27
Nigeria	PREMIER SEED NIGERIA LTD	Live plant and animal material	211,200.00
Nigeria	PREMIER SEED NIGERIA LTD	Transportation, storage, mail services	19,200.00
Nigeria	SAVANNAH SEEDS & LIVESTOCK LTD	Live plant and animal material	190,130.42
Nigeria	SILVER HORSE INTERGRATED SERVICES LTD	Farming, fishing, forestry services	79,961.65
Nigeria	SILVER HORSE INTERGRATED SERVICES LTD	Financial and insurance services	26,573.77
Nigeria	SILVER HORSE INTERGRATED SERVICES LTD	Live plant and animal material	662,196.81
Nigeria	SILVER HORSE INTERGRATED SERVICES LTD	Transportation, storage, mail services	21,570.51
Nigeria	SOVET INTERNATIONAL CO LTD	Pharmaceuticals, contraceptives, vaccines	92,249.37
Nigeria	SOVET INTERNATIONAL CO LTD	Transportation, storage, mail services	1,185.06
Nigeria	SPRINGFIELD AGRO LIMITED	Live plant and animal material	3,325,811.62
Nigeria	SPRINGFIELD AGRO LIMITED	Transportation, storage, mail services	510,191.74
Nigeria	TECNI SEEDS LIMITED	Live plant and animal material	1,154,878.70
Nigeria	THE SEED PROJECT COMPANY LIMITED	Live plant and animal material	869,830.14
Nigeria	VALUE SEEDS LIMITED	Live plant and animal material	309,445.95
Nigeria	VITAE SEEDS NIG LTD	Financial and insurance services	337.09
Nigeria	VITAE SEEDS NIG LTD	Live plant and animal material	56,430.66
Nigeria	VITAE SEEDS NIG LTD	Transportation, storage, mail services	5,553.11
Nigeria	YUSUF BUKAR UMORU MANDARA	Management and admin services	45,000.00
Norway	NOFIMA AS	Education and training services	92,955.00
Oman	HOLIDAY INN MUSCAT AL SEEB	Travel, food and lodging	33,774.03
Pakistan	AN & SONS ENTERPRISES	Live plant and animal material	36,428.67
Pakistan	AWAN NURSERY	Live plant and animal material	31,272.61
Pakistan	AWAN NURSERY	Transportation, storage, mail services	1,563.47
Pakistan	BANGASH YOUSAFZAI	Farming, fishing, forestry services	61,728.58
Pakistan	BIAS SEED INDUSTRIES	Live plant and animal material	74,334.00
Pakistan	BIAS SEED INDUSTRIES	Transportation, storage, mail services	10,934.00
Pakistan	BILAL BUILDERS & CARGO SERVICES	Farming, fishing, forestry services	128,898.41
Pakistan	ENERGY & POWER SERVICES	Power generation machinery	38,223.53
Pakistan	ENERGY & POWER SERVICES	Transportation, storage, mail services	759.34
Pakistan	FJK CONTRACTORS, BUILDERS AND GENERAL ORD	Farming, fishing, forestry services	67,334.97
Pakistan	GHAZI AGROPOULIVE INDUSTRIES	Live plant and animal material	30,740.04
Pakistan	GHAZI POULTRIES	Live plant and animal material	188,469.98
Pakistan	GHAZI POULTRIES	Transportation, storage, mail services	4,984.02
Pakistan	GUL CONSTRUCTION COMPANY PVT LTD	Farming, fishing, forestry services	81,006.45
Pakistan	LEADERSHIP FOR ENVIRON AND DEVELOPMENT (I	Engineering and research services	50,133.01
Pakistan	MALIK ZARBAD KHAN	Farming, fishing, forestry services	70,220.91

Location of supplier	Supplier name	Category description	Value (USD)
FAO continued			
Pakistan	MIANKHEL SEED CORPORATION	Live plant and animal material	227,767.76
Pakistan	MIANKHEL SEED CORPORATION	Transportation, storage, mail services	1,508.40
Pakistan	MUMTAZ SEED CORPORATION	Live plant and animal material	168,572.92
Pakistan	MUMTAZ SEED CORPORATION	Transportation, storage, mail services	5,789.95
Pakistan	NEXUS ENTERPRISES	Tools and general machinery	47,437.11
Pakistan	NOOR LIVESTOCK (PVT) LTD	Live plant and animal material	94,667.81
Pakistan	PRIDE SEED COMPANY	Live plant and animal material	68,074.33
Pakistan	PRIDE SEED COMPANY	Transportation, storage, mail services	1,385.37
Pakistan	PROGRESSIVE TRADE COMPANY	Medical equipment	52,364.81
Pakistan	PROGRESSIVE TRADE COMPANY	Transportation, storage, mail services	94.92
Pakistan	RACHNA AGRI BUSINESS	Live plant and animal material	146,675.25
Pakistan	RACHNA AGRI BUSINESS	Transportation, storage, mail services	3,185.10
Pakistan	RAJPUT ENTERPRISES	Distribution equipment	5,654.11
Pakistan	RAJPUT ENTERPRISES	Material handling machinery	27,321.89
Pakistan	RAJPUT ENTERPRISES	Medical equipment	39,549.33
Pakistan	SAREMCO INTERNATIONAL	Live plant and animal material	35,770.50
Pakistan	SAREMCO INTERNATIONAL	Transportation, storage, mail services	1,699.10
Pakistan	SECURITY & MANAGEMENT SERVICES (PVT) LTD	Public order and security services	36,951.60
Pakistan	SHAFI SONS & CO	Tools and general machinery	120,835.32
Pakistan	WORLD FOOD PROGRAMME (WFP)	Education and training services	312,678.00
Pakistan	ZARIN FRUIT NURSERY FARM	Live plant and animal material	91,224.19
Pakistan	ZARIN FRUIT NURSERY FARM	Transportation, storage, mail services	5,277.62
Pakistan	ZAWAR CONSTRUCTION	Structures, construction components	136,331.00
Panama	ALMACEN PENA	Live plant and animal material	107,000.00
Panama	FORTE MUEBLES SA	Furniture	31,432.50
Panama	FUNDACION CIUDAD DEL SABER	Management and admin services	38,466.00
Panama	FUNDACION DE PARQUES NACIONALES Y MEDIO .	Farming, fishing, forestry services	100,000.00
Panama	SERVICIOS ELECTRICOS TECNICOS HERBAR, S.A.	Building and maintenance services	94,690.00
Panama	SUPLIDORA GLOBAL, S.A.	Building and maintenance services	84,650.00
Papua New Guinea	AD ENGINEERING LIMITED	Building and maintenance services	281,253.54
Papua New Guinea	PGFF LTD (MEDDENT)	Laboratory and testing equipment	59,628.75
Papua New Guinea	PGFF LTD (MEDDENT)	Power generation machinery	3,239.74
Papua New Guinea	PGFF LTD (MEDDENT)	Transportation, storage, mail services	2,655.49
Paraguay	R Y A SRL	Building and maintenance services	37,352.41
Paraguay	YATYTA SA	Building and maintenance services	50,942.40
Peru	ALASKA INTERNACIONAL SA	Tools and general machinery	30,619.69
Peru	GAETANO LAURO PAOLINO	Management and admin services	57,408.75
Peru	PROSEGURIDAD SA	Public order and security services	47,312.13
Peru	SEMILLAS PIURANAS SAC	Live plant and animal material	66,277.10
Peru	SEMILLAS PIURANAS SAC	Transportation, storage, mail services	983.41
Peru	UNIVERSIDAD DEL PACIFICO	Politics and civic affairs services	59,996.91
Philippines	DRREF AGRI PRODUCTS MARKETING	Live plant and animal material	181,584.19
Philippines	FLOR DELFIN IRON SHOP	Live plant and animal material	440,402.68
Philippines	RFV ENTERPRISES / JANET D VILLAGRACIA	Live plant and animal material	248,521.71
Philippines	UNIVERSAL HARVESTER, INC	Live plant and animal material	109,396.64
Portugal	ZOONUTRI-NUTRICAO E HIGIENE SA	Medical equipment	38,603.09
Russian Federation	FEDERAL GOVERNMENTAL BUDGETARY INSTITUTI	Financial and insurance services	11,058.79
Russian Federation	FEDERAL GOVERNMENTAL BUDGETARY INSTITUTI	Pharmaceuticals, contraceptives, vaccines	4,870,992.67
Russian Federation	FEDERAL GOVERNMENTAL BUDGETARY INSTITUTI	Transportation, storage, mail services	144,671.54
Rwanda	AKAGERA GLOBAL SERVICES LTD	Building and maintenance services	57,907.30
Rwanda	GORILLA FEED	Live plant and animal material	61,403.94
Rwanda	GORILLA FEED	Transportation, storage, mail services	5,872.94
Rwanda	INTERNATIONAL CENTER FOR TROPICAL AGRICUL	Live plant and animal material	75,011.76
Rwanda	MUGWANEZA JORAM	Management and admin services	100,000.00
Rwanda	MURENZI SUPPLY COMPANY LTD	Live plant and animal material	185,729.42
Rwanda	OPEN CONSTRUCTION & RELATED SERVICES LTD	Farming, fishing equipment	38,534.57
Rwanda	RADISSON BLU HOTEL & CONVENTION CENTRE KI	Travel, food and lodging	56,597.69
Rwanda	RWANDAMOTOR LTD	Power generation machinery	34,612.76
Rwanda	SEED CO INTERNATIONAL LIMITED	Live plant and animal material	81,448.61
Rwanda	SYMPOSIA CONSULT LTD	Editorial, design, graphic services	61,440.00
Saint Lucia	NIX INVESTMENTS LTD.	Farming, fishing equipment	64,384.69
Saudi Arabia	AL-JOMAIH AUTOMOTIVE CO.	Motor vehicles and parts	47,653.33
Saudi Arabia	ARABIA INSURANCE COOPERATIVE COMPANY	Financial and insurance services	30,645.60
Saudi Arabia	KING FAISAL SPECIALIST HOSPITAL INTERNATION/	Farming, fishing, forestry services	89,600.00
Senegal	CENTRE DE RECHERCHES OCEANOGRAPHIQUES D	Farming, fishing, forestry services	387,697.55
Senegal	ENTREPRISE INDUSTRIELLE D AMENAGEMENT	Building and maintenance services	91,878.08
Senegal	FERMARGO SARL	Live plant and animal material	39,091.84
Senegal	FOLAND SARL	Farming, fishing equipment	95,717.15
Senegal	GROUPE IDEE - SAS	Politics and civic affairs services	47,701.86
Senegal	PRESTIGE SA	Politics and civic affairs services	65,011.73
Senegal	SEDAB SARL	Financial and insurance services	1,750.00
Senegal	SEDAB SARL	Live plant and animal material	441,450.00
Senegal	SEDAB SARL	Transportation, storage, mail services	44,977.00
Senegal	SOPRODEL	Services industry equipment	49,282.32
Serbia	ELIXIR ZORKA MINERALNI DJUBIRIVA DOO	Live plant and animal material	52,962.45
Serbia	ELIXIR ZORKA MINERALNI DJUBIRIVA DOO	Transportation, storage, mail services	2,946.90
Serbia	GEBI LTD	Live plant and animal material	105,253.90
Serbia	GEBI LTD	Transportation, storage, mail services	11,293.92
Sierra Leone	INTERLINKS INVESTMENT LIMITED	Farming, fishing equipment	60,204.08
Sierra Leone	INTERLINKS INVESTMENT LIMITED	Power generation machinery	35,714.29
Sierra Leone	MACKIE BUILDING MATERIALS LTD	Management and admin services	140,000.00
Sierra Leone	OFFICE SOLUTIONS (SIERRA LEONE)	Distribution equipment	81,333.33
Sierra Leone	TRAK VENTURE LIMITED	Building and maintenance services	121,692.66
Sierra Leone	YORMA ENGINEERING CONSTRUCTION & SERVICI	Building and maintenance services	42,591.52

Location of supplier	Supplier name	Category description	Value (USD)
FAO continued			
Singapore	ESCO MICRO PTE LTD	Engineering and research services	56,550.00
Singapore	EUROMONITOR INTERNATIONAL	Management and admin services	30,000.00
Singapore	LIFE TECHNOLOGIES HOLDING PTE LTD	Farming, fishing equipment	4,822.00
Singapore	LIFE TECHNOLOGIES HOLDING PTE LTD	Laboratory and testing equipment	186,000.00
Singapore	LIFE TECHNOLOGIES HOLDING PTE LTD	Transportation, storage, mail services	1,500.00
Somalia	ABDULLAHI JEILANI MOHAMED	Management and admin services	63,000.00
Somalia	BERBERA FIBREGLASS FACTORY - KHAYRAAD DEVE	Farming, fishing equipment	32,314.10
Somalia	BERBERA FIBREGLASS FACTORY - KHAYRAAD DEVE	Motor vehicles and parts	140,200.00
Somalia	CENTRE FOR CONSULTANCY RESEARCH AND DEVE	Management and admin services	139,287.00
Somalia	CITY CENTER TECHNO (LLC)	Farming, fishing, forestry services	51,063.00
Somalia	DAHABSHIIL COMPANY LIMITED	Education and training services	76,662.84
Somalia	DOLO CONSTRUCTION AND SUPPLY COMPANY	Farming, fishing, forestry services	177,673.00
Somalia	GOBLANLE GENERAL SERVICES COMPANY	Building and maintenance services	98,559.46
Somalia	GURYOSAMO COMPANY LTD	Live plant and animal material	479,366.00
Somalia	HIDIG BOAT FACTORY	Building and maintenance services	99,900.00
Somalia	HIDIG BOAT FACTORY	Farming, fishing equipment	222,808.52
Somalia	HIDIG BOAT FACTORY	Financial and insurance services	1,317.90
Somalia	HIDIG BOAT FACTORY	Transportation, storage, mail services	20,744.04
Somalia	HUSSEIN YUSUF ABDALLA	Management and admin services	57,240.00
Somalia	KAFI BROTHERS CONTRACTING, CONSTRUTION AI	Farming, fishing, forestry services	34,589.00
Somalia	MIZAN CONSTRUCTION & TRADING COMPANY	Building and maintenance services	42,991.00
Somalia	MIZAN CONSTRUCTION & TRADING COMPANY	Farming, fishing, forestry services	73,870.00
Somalia	NURTO HASSAN BIRKAN	Management and admin services	38,000.00
Somalia	PHYSICAL RISK SOLUTIONS LIMITED	Public order and security services	236,070.00
Somalia	PUNTLAND STATE AGENCY FOR WATER, ENERGY A	Farming, fishing, forestry services	626,400.00
Somalia	SAAFI LOGISTICS COMPANY	Building and maintenance services	210,966.00
Somalia	SHABELLE ENGINEERING & LOGITICS COMPANY L	Material handling machinery	75,216.00
Somalia	SHABELLE ENGINEERING & LOGITICS COMPANY L	Transportation, storage, mail services	13,752.00
Somalia	SHOBOW COMPANY LIMITED	Live plant and animal material	55,335.00
Somalia	SOLAR ENERGY CONSULTING AND CONSTRUCTIO	Building and maintenance services	45,584.00
Somalia	SOUTH WEST LIVESTOCK PROFFESSIONAL ASSOCI	Farming, fishing, forestry services	402,400.00
Somalia	UNDP REPRESENTATIVE IN SOMALIA	Building and maintenance services	254,405.73
South Africa	CAPSTONE SEEDS PTY LTD	Live plant and animal material	146,718.67
South Africa	CAPSTONE SEEDS PTY LTD	Transportation, storage, mail services	8,336.00
South Africa	LASEC INTERNATIONAL (PROPRIETARY) LIMITED	Laboratory and testing equipment	64,810.66
South Africa	PANNAR SEED PTY LTD SOUTH AFRICA	Live plant and animal material	57,211.89
South Africa	RJ NIEUWENHUIS	Building and maintenance services	85,423.91
South Africa	ROOFTOP VIDEO PRODUCTIONS	Editorial, design, graphic services	61,410.00
South Africa	THE CAPITAL APARTMENTS AND HOTELS	Travel, food and lodging	46,944.67
South Africa	THOREX CC	Financial and insurance services	549.97
South Africa	THOREX CC	Medical equipment	55,079.61
South Africa	THOREX CC	Pharmaceuticals, contraceptives, vaccines	89,920.09
South Africa	THOREX CC	Security and safety equipment	89,266.25
South Africa	THOREX CC	Structures, construction components	88,590.00
South Africa	THOREX CC	Transportation, storage, mail services	2,333.39
South Africa	UNITED SCIENTIFIC (PTY) LTD	Education and training services	51,450.00
South Africa	UNITED SCIENTIFIC (PTY) LTD	Financial and insurance services	4,420.00
South Africa	UNITED SCIENTIFIC (PTY) LTD	IT and communications equipment	6,785.00
South Africa	UNITED SCIENTIFIC (PTY) LTD	Laboratory and testing equipment	769,593.25
South Africa	UNITED SCIENTIFIC (PTY) LTD	Transportation, storage, mail services	23,812.00
South Africa	WORLD FOOD PROGRAMME (WFP)	Management and admin services	291,593.50
South Sudan	BIG MAMAS ENTERPRISE	Travel, food and lodging	85,740.00
South Sudan	DALFANO EAST AFRICA LTD	Financial and insurance services	350.00
South Sudan	DALFANO EAST AFRICA LTD	Tools and general machinery	35,420.00
South Sudan	DALFANO EAST AFRICA LTD	Transportation, storage, mail services	4,000.00
South Sudan	DALMAR TRANSPORTERS LTD	Transportation, storage, mail services	107,500.00
South Sudan	EQUATORIA HOLDINGS CO	Industrial cleaning services	58,275.00
South Sudan	GAMO ENGINEERING CO LTD	Building and maintenance services	111,300.00
South Sudan	GARDEN FORK CO LTD	Industrial cleaning services	39,600.00
South Sudan	GS CONSTRUCTION CO LTD	Building and maintenance services	435,883.12
South Sudan	KBK TRADING & INDUSTRIAL CO LTD	Transportation, storage, mail services	135,500.00
South Sudan	KIFMAS LIMITED	Transportation, storage, mail services	86,600.00
South Sudan	MTN SOUTH SUDAN	Engineering and research services	145,500.00
South Sudan	NATIONAL INSURANCE CORPORATION SOUTH SU	Financial and insurance services	31,746.72
South Sudan	SOUTH FARMERS COMPANY LIMITED	Financial and insurance services	30,000.00
South Sudan	SOUTH FARMERS COMPANY LIMITED	Live plant and animal material	594,000.00
South Sudan	SOUTH FARMERS COMPANY LIMITED	Transportation, storage, mail services	54,000.00
South Sudan	STARS GROUP LTD	Management and admin services	355,200.00
South Sudan	UGOROS SONS FOR TRANSPORTATION AND TRAI	Transportation, storage, mail services	67,825.00
South Sudan	UNITED NATIONS EDUCATION, SCIENTIFIC AND CI	Education and training services	219,940.00
South Sudan	UNIVERSAL FOR GENERAL CONSTRUCTION AND T	Building and maintenance services	77,762.30
South Sudan	UNIVERSAL PRINTERS COMPANY LIMITED	Editorial, design, graphic services	93,488.70
South Sudan	WORLD FOOD PROGRAMME (WFP)	Transportation, storage, mail services	600,875.00
Spain	EDICIONES EL PAIS SL	Management and admin services	99,401.91
Spain	FABRICADOS ELECTROMECANICOS ESTEVEZ FABR	Distribution equipment	6,147.96
Spain	FABRICADOS ELECTROMECANICOS ESTEVEZ FABR	Financial and insurance services	151.29
Spain	FABRICADOS ELECTROMECANICOS ESTEVEZ FABR	Power generation machinery	33,746.36
Spain	FABRICADOS ELECTROMECANICOS ESTEVEZ FABR	Transportation, storage, mail services	1,290.72
Spain	GOIZPER S COOP	Farming, fishing equipment	363,825.00
Spain	GOIZPER S COOP	Financial and insurance services	4,805.00
Spain	GOIZPER S COOP	Transportation, storage, mail services	104,410.56
Spain	GRUPO BM INC	Farming, fishing equipment	40,647.82
Spain	GRUPO BM INC	Financial and insurance services	192.81
Spain	GRUPO BM INC	Transportation, storage, mail services	1,730.55

Location of supplier	Supplier name	Category description	Value (USD)
FAO continued			
Spain	MSC FABRICAS AGRICOLAS	Farming, fishing equipment	154,139.10
Spain	MSC FABRICAS AGRICOLAS	Financial and insurance services	589.15
Spain	MSC FABRICAS AGRICOLAS	Transportation, storage, mail services	9,775.59
Spain	NOTUS MARITIMA SL	Farming, fishing equipment	42,000.00
Spain	REDONDO Y GARCIA SA	Financial and insurance services	826.72
Spain	REDONDO Y GARCIA SA	Tools and general machinery	56,562.00
Spain	REDONDO Y GARCIA SA	Transportation, storage, mail services	14,310.00
Spain	S2 GRUPO DE INNOVACION EN PROCESOS ORGAI	Engineering and research services	167,472.38
Sri Lanka	ATHAM BAWA & SONS JV	Building and maintenance services	45,565.48
Sri Lanka	CIC SEEDS PVT LTD	Live plant and animal material	68,847.01
Sri Lanka	CIC SEEDS PVT LTD	Transportation, storage, mail services	302.55
Sri Lanka	CITY TRADERS	Farming, fishing equipment	42,125.92
Sri Lanka	CMC ENGINEERING EXPORT GMBH	Farming, fishing equipment	33,449.68
Sri Lanka	DEPARTMENT OF AGRICULTURE (DOA SRI LANKA)	Live plant and animal material	344,300.48
Sri Lanka	E B CREASY & CO. PLC	Power generation machinery	47,234.43
Sri Lanka	JEYANTHINI YARD	Live plant and animal material	44,964.09
Sri Lanka	KALPA TRADE CENTRE	Live plant and animal material	54,358.08
Sri Lanka	KALPA TRADE CENTRE	Tools and general machinery	63,517.59
Sri Lanka	KALPA TRADE CENTRE	Transportation, storage, mail services	308.47
Sri Lanka	LAKTHARU PLANT NURSERY	Live plant and animal material	103,632.06
Sri Lanka	LAKTHARU PLANT NURSERY	Transportation, storage, mail services	14,804.58
Sri Lanka	LUXMI HARDWARE AND MOTOR STORES	Farming, fishing, forestry services	63,074.92
Sri Lanka	MALAYSIAN TIMBER CITY	Live plant and animal material	71,766.77
Sri Lanka	MUTHTHUMARI CIVIL ENGINEERING CONSTRACTC	Building and maintenance services	52,770.76
Sri Lanka	NAZEEHA HARDWARE & CONSTRUCTION	Building and maintenance services	384,865.34
Sri Lanka	NELNA AGRI DEVELOPMENT (PVT) LTD	Live plant and animal material	45,236.22
Sri Lanka	NELNA AGRI DEVELOPMENT (PVT) LTD	Transportation, storage, mail services	563.89
Sri Lanka	NIKSAYAA ENGINEERING SOLUTIONS	Building and maintenance services	99,457.37
Sri Lanka	NIKSAYAA ENGINEERING SOLUTIONS	Farming, fishing, forestry services	44,332.24
Sri Lanka	PIYADASA & SONS	Farming, fishing equipment	273,269.89
Sri Lanka	PIYADASA & SONS	Transportation, storage, mail services	8,089.98
Sri Lanka	PRAVEEN CONSTRUCTION	Building and maintenance services	118,940.16
Sri Lanka	PRIYANKA CONSTRUCTIONS	Building and maintenance services	92,821.29
Sri Lanka	QUOLIKEM INTERNATIONAL (PVT) LTD	Laboratory and testing equipment	31,435.90
Sri Lanka	RANAWANA BUILDERS	Building and maintenance services	90,866.53
Sri Lanka	ROTAK INSTRUMENTS (PVT) LTD	Laboratory and testing equipment	37,708.91
Sri Lanka	RURAL DEVELOPMENT FOUNDATION (SRI LANKA)	Live plant and animal material	55,701.37
Sri Lanka	SIVANAKAR FARMER ORGANIZATION	Farming, fishing, forestry services	30,085.52
Sri Lanka	SLAGRO SEEDS (PVT) LTD	Live plant and animal material	160,102.60
Sri Lanka	TECHINNOVATORS (PVT) LTD	Laboratory and testing equipment	46,264.56
Sri Lanka	THALAWA HIGH BREEDS INTERNATIONAL (PVT) LT	Live plant and animal material	122,298.13
Sri Lanka	THALAWA HIGH BREEDS INTERNATIONAL (PVT) LT	Transportation, storage, mail services	10,970.04
Sri Lanka	UNITED NATIONS DEVELOPMENT PROGRAMME (U	Management and admin services	64,000.00
Sri Lanka	VIJEYA BUILDERS (BATTICALOA)	Building and maintenance services	41,868.54
Sudan	ABO SORA CONSTRUCTION CO. LTD	Building and maintenance services	224,801.00
Sudan	ABO SORA CONSTRUCTION CO. LTD	Farming, fishing, forestry services	896,484.84
Sudan	AGRICULTURAL RESEARCH CORPORATION	Live plant and animal material	134,548.14
Sudan	AGS FOR CONTRACTING	Building and maintenance services	401,510.00
Sudan	AL DABBAGH DEVELOPMENT	Live plant and animal material	188,600.00
Sudan	AL WAHA FOR SUPPLIES COMPANY LTD	Tools and general machinery	144,174.42
Sudan	AL WATHBA FOR DEVELOPMENT CO LTD	Live plant and animal material	99,990.00
Sudan	AL ZAHRA FOR AGRICULTURAL COMMODITIES & T	Live plant and animal material	32,165.25
Sudan	ALANBAREYA FOR DEVELOPMENT	Electrical systems components	10,772.46
Sudan	ALANBAREYA FOR DEVELOPMENT	IT and communications equipment	31,215.31
Sudan	ALANBAREYA FOR DEVELOPMENT	Management and admin services	317.42
Sudan	ALANBAREYA FOR DEVELOPMENT	Office equipment	31,050.93
Sudan	ALANBAREYA FOR DEVELOPMENT	Paper materials and products	423.35
Sudan	ALANBAREYA FOR DEVELOPMENT	Printing, photo and AV equipment	1,312.34
Sudan	ALEENAH AGRICULTURAL SERVICES CO. LTD.	Live plant and animal material	66,777.50
Sudan	ALTAKHASOSI FOR CONCENTRATED ANIMAL FOO	Farming, fishing equipment	22,661.65
Sudan	ALTAKHASOSI FOR CONCENTRATED ANIMAL FOO	Laboratory and testing equipment	3,922.09
Sudan	ALTAKHASOSI FOR CONCENTRATED ANIMAL FOO	Material handling machinery	3,800.68
Sudan	ALTAKHASOSI FOR CONCENTRATED ANIMAL FOO	Medical equipment	13,877.81
Sudan	ALTAKHASOSI FOR CONCENTRATED ANIMAL FOO	Structures, construction components	899.00
Sudan	ALTAKHASOSI FOR CONCENTRATED ANIMAL FOO	Tools and general machinery	168.92
Sudan	ALZAHARA FOR AGRICULTURAL COMMODITIES &	Live plant and animal material	54,684.90
Sudan	AMBASSI FOR ADVANCED BUSINESS CO LTD	Distribution equipment	31,714.00
Sudan	AMBASSI FOR ADVANCED BUSINESS CO LTD	Transportation, storage, mail services	100.00
Sudan	CENTRAL VETERINARY RESEARCH LABORATORIES	Pharmaceuticals, contraceptives, vaccines	38,869.51
Sudan	CTC AGRO-CHEMICALS CO.LTD	Live plant and animal material	99,140.76
Sudan	EL-HADAF SECURITY SERVICES	Public order and security services	72,958.49
Sudan	ELNAGIM ELTHAGIB ENGINEERING CO	Farming, fishing, forestry services	76,217.60
Sudan	GAMAL-ELDEEN MOHAMED GEBRIL	Material handling machinery	5,503.81
Sudan	GAMAL-ELDEEN MOHAMED GEBRIL	Services industry equipment	55,789.58
Sudan	HUSSEIN AHMED MOHAMED GARAMA	Structures, construction components	51,960.63
Sudan	IBRAHIM SULIMAN AHMED EL KHAIR	Live plant and animal material	50,064.00
Sudan	MERIT GROUP	Building and maintenance services	99,930.30
Sudan	MINISTRY OF AGRICULTURE, FORESTRY, IRRIGATIC	Live plant and animal material	37,690.03
Sudan	RIGHT DIRECTION FOR TRADING CO LTD	Live plant and animal material	106,488.00
Sudan	S2 LABS CO LTD	Financial and insurance services	3,196.69
Sudan	S2 LABS CO LTD	Laboratory and testing equipment	94,897.83
Sudan	S2 LABS CO LTD	Transportation, storage, mail services	1,822.74
Sudan	SALIH SEED SALIH INTERPRISES FOR IMPORT & EX	Live plant and animal material	383,470.00
Sudan	SARARAT INTERNATIONAL COMPANY	Farming, fishing equipment	157,490.50

Location of supplier	Supplier name	Category description	Value (USD)
FAO continued			
Sudan	SARARAT INTERNATIONAL COMPANY	Live plant and animal material	124,955.13
Sudan	STATE MINISTRY OF ANIMAL RESOURCES, NYALA,	Pharmaceuticals, contraceptives, vaccines	52,259.29
Sudan	SULTAN FOR ENGINEER AND CONTRACTING	Building and maintenance services	247,640.00
Sudan	ZAPHIRE TECHNOLOGES (ZATECO) CO LTD	Distribution equipment	3,842.91
Sudan	ZAPHIRE TECHNOLOGES (ZATECO) CO LTD	Farming, fishing equipment	9,285.26
Sudan	ZAPHIRE TECHNOLOGES (ZATECO) CO LTD	Laboratory and testing equipment	8,495.57
Sudan	ZAPHIRE TECHNOLOGES (ZATECO) CO LTD	Medical equipment	25,192.04
Sudan	ZAPHIRE TECHNOLOGES (ZATECO) CO LTD	Security and safety equipment	46.45
Sudan	ZAPHIRE TECHNOLOGES (ZATECO) CO LTD	Structures, construction components	5,990.92
Suriname	INTEGRATED COMPUTER SERVICES NV	IT and communications equipment	42,800.00
Sweden	BIAB INTERNATIONAL AB	Farming, fishing equipment	249,594.10
Sweden	BIAB INTERNATIONAL AB	Material handling machinery	23,654.40
Sweden	BIAB INTERNATIONAL AB	Transportation, storage, mail services	18,511.62
Switzerland	ALLIANZ SUISSE	Financial and insurance services	55,916.10
Switzerland	CNHI INTERNATIONAL SA	Financial and insurance services	994.00
Switzerland	CNHI INTERNATIONAL SA	Motor vehicles and parts	170,642.00
Switzerland	CNHI INTERNATIONAL SA	Transportation, storage, mail services	30,250.00
Switzerland	INTERNATIONAL COMPUTING CENTRE	Engineering and research services	1,849,875.70
Switzerland	INTERNATIONAL COMPUTING CENTRE	Management and admin services	93,813.00
Switzerland	INTERNATIONAL TELECOMMUNICATION UNION (I	Education and training services	79,980.00
Switzerland	INTERTRADE INTERNATIONAL SERVICES (IIS)	Cleaning equipment	77.00
Switzerland	INTERTRADE INTERNATIONAL SERVICES (IIS)	Distribution equipment	1,310.50
Switzerland	INTERTRADE INTERNATIONAL SERVICES (IIS)	Electrical systems components	2,625.00
Switzerland	INTERTRADE INTERNATIONAL SERVICES (IIS)	Farming, fishing equipment	810,517.35
Switzerland	INTERTRADE INTERNATIONAL SERVICES (IIS)	Financial and insurance services	1,150.00
Switzerland	INTERTRADE INTERNATIONAL SERVICES (IIS)	Laboratory and testing equipment	52,667.55
Switzerland	INTERTRADE INTERNATIONAL SERVICES (IIS)	Mining and well drilling equipment	17,983.00
Switzerland	INTERTRADE INTERNATIONAL SERVICES (IIS)	Tools and general machinery	490,949.00
Switzerland	INTERTRADE INTERNATIONAL SERVICES (IIS)	Transportation, storage, mail services	181,025.70
Switzerland	TETRAEDRE SARL	Building and maintenance services	546.08
Switzerland	TETRAEDRE SARL	Farming, fishing equipment	6,712.17
Switzerland	TETRAEDRE SARL	Office equipment	50,193.82
Switzerland	UNITED NATIONS OFFICE AT GENEVA (UNOG)	Management and admin services	116,990.00
Switzerland	UNITED NATIONS SYSTEM STAFF COLLEGE (UNSS(	Education and training services	36,934.13
Switzerland	WORLD HEALTH ORGANIZATION (WHO)	Politics and civic affairs services	60,000.00
Switzerland	WORLD METEOROLOGICAL ORGANIZATION (WMC	Education and training services	147,000.00
Syrian Arab Republic	AL- HAJJAR FOR AGRICULTURE & INDUSTRY	Farming, fishing equipment	140,783.41
Syrian Arab Republic	AL-FAJER COMPANY FOR CONTRACTING	Building and maintenance services	187,377.30
Syrian Arab Republic	AL TABBAA FOR AGRICULTURE	Live plant and animal material	130,950.00
Syrian Arab Republic	DAOUD TRADING COMPANY	Live plant and animal material	66,600.00
Syrian Arab Republic	DAOUD TRADING COMPANY	Transportation, storage, mail services	2,145.00
Syrian Arab Republic	DEBBANE & CO	Live plant and animal material	420,027.50
Syrian Arab Republic	DEBBANE & CO	Transportation, storage, mail services	813.25
Syrian Arab Republic	EYAD TYSSIR DABOUL	Farming, fishing equipment	127,590.00
Syrian Arab Republic	EYAD TYSSIR DABOUL	Live plant and animal material	56,812.66
Syrian Arab Republic	EYAD TYSSIR DABOUL	Transportation, storage, mail services	174.81
Syrian Arab Republic	FAKT LLC	Live plant and animal material	84,700.00
Syrian Arab Republic	FAKT LLC	Transportation, storage, mail services	2,540.00
Syrian Arab Republic	FESSAL MAZA ALSHAER	Live plant and animal material	78,750.00
Syrian Arab Republic	FESSAL MAZA ALSHAER	Transportation, storage, mail services	900.00
Syrian Arab Republic	FOUR SEASONS HOTEL DAMASCUS	Management and admin services	113,086.78
Syrian Arab Republic	FOUR SEASONS HOTEL DAMASCUS	Travel, food and lodging	235,037.18
Syrian Arab Republic	GENERAL ORGANIZATION FOR SEED MULTIPLICAT	Live plant and animal material	123,815.17
Syrian Arab Republic	GLOBAL SURVEYS LLC - SYRIA	Management and admin services	42,662.00
Syrian Arab Republic	MINISTRY OF AGRICULTURE AND AGRARIAN REFO	Live plant and animal material	225,000.00
Syrian Arab Republic	MINISTRY OF AGRICULTURE AND AGRARIAN REFO	Transportation, storage, mail services	40,500.00
Syrian Arab Republic	MOHAMED MAHER SHANI DAHHAN	Farming, fishing, forestry services	198,250.00
Syrian Arab Republic	NATIONAL ESTABLISHMENT FOR OIL SERVICES	Farming, fishing, forestry services	149,360.60
Syrian Arab Republic	RAMI KABALAN TRADING ESTABLISHMENT	Tools and general machinery	52,311.35
Syrian Arab Republic	SGS SYRIAN INTERNATIONAL SUPERINTENDENCE	Management and admin services	51,030.00
Syrian Arab Republic	SHAMSEDINE MOHAMED DERBAS	Farming, fishing equipment	54,200.00
Syrian Arab Republic	THE RENEWABLE ENERGY ARAB CO (REACO)	Building and maintenance services	291,000.00
Syrian Arab Republic	WALID AL YOUSSEF	Farming, fishing equipment	234,840.00
Syrian Arab Republic	WALID AL YOUSSEF	Transportation, storage, mail services	8,787.50
Tajikistan	A KHAEM LLC	Financial and insurance services	1,391.00
Tajikistan	A KHAEM LLC	Motor vehicles and parts	111,500.00
Tajikistan	A KHAEM LLC	Security and safety equipment	10,700.00
Tajikistan	A KHAEM LLC	Transportation, storage, mail services	19,300.00
Tajikistan	LIMITED LIABILITY COMPANY VAKHDAT LTD	Farming, fishing equipment	7,000.00
Tajikistan	LIMITED LIABILITY COMPANY VAKHDAT LTD	Land, building and structures	66,814.00
Tajikistan	LIMITED LIABILITY COMPANY VAKHDAT LTD	Transportation, storage, mail services	15,000.00
Tajikistan	LLC ACC	Domestic appliances and electronics	350.00
Tajikistan	LLC ACC	IT and communications equipment	59,595.00
Tajikistan	LLC ANDRO	Building and maintenance services	38,784.84
Tajikistan	LLC CHASHMA	Structures, construction components	30,355.00
Tajikistan	LLC SOZIDANIE	Management and admin services	47,807.59
Tajikistan	LLC TAJ MOTORS	Motor vehicles and parts	45,630.00
Tajikistan	PE HAMDAMOV M	Motor vehicles and parts	53,234.00
Tajikistan	PRODUCTION COOPERATIVE "LATIF MURODOV"	Live plant and animal material	32,924.99
Thailand	GIBTHAI CO LTD	Medical equipment	40,480.37
Thailand	PCS SECURITY AND FACILITY SERVICES LIMITED	Public order and security services	33,567.66
Thailand	PHUNPISAMAI DISAKUL FOUNDATION	Management and admin services	30,119.74
Thailand	POINTER ASIA LTD	Security and safety equipment	86,738.34
Thailand	RAJADAMRI HOTEL PUBLIC COMPANY LIMITED	Education and training services	39,980.82

Location of supplier	Supplier name	Category description	Value (USD)
FAO continued			
Thailand	REVENUE EXPRESS CO LTD	Security and safety equipment	32,781.95
Thailand	SMARTFILM SERVICE CO LTD	Structures, construction components	39,627.07
Thailand	TCC HOTEL ASSET MANAGEMENT CO LTD	Travel, food and lodging	42,208.34
Thailand	ZUELLIG PHARMA	Medical equipment	97,035.88
Timor-Leste	MUKUN UNIPESSOAL LDA	Building and maintenance services	220,998.15
Timor-Leste	NEW STAR CO LTD	Motor vehicles and parts	39,314.00
Timor-Leste	ORIGINAL COMPANY LDA	Industrial manufacturing machinery	48,100.00
Timor-Leste	ORIGINAL COMPANY LDA	Transportation, storage, mail services	6,700.00
Timor-Leste	VINOD PATEL INVESTMENTS TIMOR SA	Manufacturing components	95,200.00
Togo	AHDT ONOMO HOTEL	Education and training services	32,361.86
Togo	TONEGE SARL	Laboratory and testing equipment	34,129.74
Tonga	TOYOTA TSUSHO TONGA LTD	Motor vehicles and parts	95,532.72
Tonga	TOYOTA TSUSHO TONGA LTD	Transportation, storage, mail services	833.78
Trinidad and Tobago	KENT INVESTMENT TRINIDAD LTD - CARA SUITES H	Travel, food and lodging	51,987.00
Tunisia	ENNAKL	Motor vehicles and parts	44,811.32
Tunisia	SHERATON TUNIS HOTEL	Travel, food and lodging	30,744.57
Turkey	BESYEM TARIM HAYVAN GIDA SANAYI VE TICARET	Financial and insurance services	30,000.00
Turkey	BESYEM TARIM HAYVAN GIDA SANAYI VE TICARET	Live plant and animal material	708,000.00
Turkey	BESYEM TARIM HAYVAN GIDA SANAYI VE TICARET	Transportation, storage, mail services	135,700.00
Turkey	CELMAK TARIM MAKINALARI SAN TIC LTD STI	Farming, fishing equipment	87,890.00
Turkey	CELMAK TARIM MAKINALARI SAN TIC LTD STI	Transportation, storage, mail services	19,096.00
Turkey	DOLLVET VETERINER ASI ILAC BIYOLOJIK MADDE U	Financial and insurance services	8,500.00
Turkey	DOLLVET VETERINER ASI ILAC BIYOLOJIK MADDE U	Pharmaceuticals, contraceptives, vaccines	500,000.00
Turkey	DOLLVET VETERINER ASI ILAC BIYOLOJIK MADDE U	Transportation, storage, mail services	66,700.00
Turkey	ESCUDO GROUP AS	Distribution equipment	183,523.20
Turkey	ESCUDO GROUP AS	Financial and insurance services	85.00
Turkey	ESCUDO GROUP AS	Transportation, storage, mail services	1,760.00
Turkey	FAVORI FIDANCILIK TARIM HAYVANCILIK TASIMAC	Live plant and animal material	79,289.57
Turkey	FAVORI FIDANCILIK TARIM HAYVANCILIK TASIMAC	Transportation, storage, mail services	3,435.88
Turkey	KARMA LABORATORY INDUSTRIAL AND CHEMICAI	Furniture	9,857.00
Turkey	KARMA LABORATORY INDUSTRIAL AND CHEMICAI	Laboratory and testing equipment	74,742.43
Turkey	OZLEM TARIM URUNLERI AS	Live plant and animal material	116,640.00
Turkey	OZLEM TARIM URUNLERI AS	Transportation, storage, mail services	25,946.00
Turkey	PMC PROJE URETIMI DANISMANLIK TARIM CEVRE	Live plant and animal material	111,005.39
Turkey	PMC PROJE URETIMI DANISMANLIK TARIM CEVRE	Transportation, storage, mail services	2,656.20
Turkey	RAM DIS TICARET AS	Financial and insurance services	98.00
Turkey	RAM DIS TICARET AS	Live plant and animal material	123,540.00
Turkey	RAM DIS TICARET AS	Mineral and textile materials	34,125.00
Turkey	RAM DIS TICARET AS	Transportation, storage, mail services	8,160.00
Turkey	SECURITAS GUVENLIK HIZMETLERI A.S.	Public order and security services	88,824.30
Turkey	SITEPLUS TEMIZLIK HIZMETLERI	Industrial cleaning services	50,981.39
Turkey	SOLITEK MUHENDISLIK ENERJI VE ELEKTRIK SISTE	Distribution equipment	54,690.09
Turkey	SOLITEK MUHENDISLIK ENERJI VE ELEKTRIK SISTE	Power generation machinery	13,672.44
Turkey	SOLITEK MUHENDISLIK ENERJI VE ELEKTRIK SISTE	Transportation, storage, mail services	1,000.31
Turkey	UYUM ORMANCILIK CEVRE PROJE DANISMANLIK E	Farming, fishing, forestry services	183,688.50
Turkey	VETAL HAYVAN SAGLIGI URUNLERI AS	Financial and insurance services	580.00
Turkey	VETAL HAYVAN SAGLIGI URUNLERI AS	Pharmaceuticals, contraceptives, vaccines	146,375.00
Turkey	VETAL HAYVAN SAGLIGI URUNLERI AS	Transportation, storage, mail services	3,299.00
Turkey	ZIMAS ZIRAAT MAKINALARI TICARET	Farming, fishing equipment	35,486.40
Turkey	ZIMAS ZIRAAT MAKINALARI TICARET	Transportation, storage, mail services	341.60
Turkey	ZORLUER KULUCKA GIDA TARIM HAYVANCILIK INS	Financial and insurance services	53,764.75
Turkey	ZORLUER KULUCKA GIDA TARIM HAYVANCILIK INS	Live plant and animal material	197,715.00
Turkey	ZORLUER KULUCKA GIDA TARIM HAYVANCILIK INS	Transportation, storage, mail services	63,020.00
Uganda	3WM UGANDA LIMITED	Farming, fishing equipment	46,000.00
Uganda	ACAK KIKWENE CONST AND GENERAL SUPPLY	Building and maintenance services	66,912.35
Uganda	ADRITEX UGANDA LIMITED	Farming, fishing equipment	78,058.43
Uganda	AGRO TRUST SEED CO LTD	Live plant and animal material	335,625.00
Uganda	AGRO TRUST SEED CO LTD	Transportation, storage, mail services	62,650.00
Uganda	AQUAFARM CONSULTS LIMITED	Live plant and animal material	30,728.04
Uganda	AQUAFARM CONSULTS LIMITED	Transportation, storage, mail services	1,644.45
Uganda	CHICK MASTER LIMITED	Live plant and animal material	153,888.21
Uganda	CHICK MASTER LIMITED	Transportation, storage, mail services	11,181.89
Uganda	DAHABSHIIL COMPANY LIMITED	Education and training services	76,662.84
Uganda	EAST AFRICAN SEED CO LTD	Live plant and animal material	759,545.41
Uganda	EAST AFRICAN SEED CO LTD	Transportation, storage, mail services	84,470.21
Uganda	EQUATOR SEEDS LIMITED	Live plant and animal material	2,593,983.43
Uganda	EQUATOR SEEDS LIMITED	Transportation, storage, mail services	361,830.47
Uganda	FARM INPUTS CARE CENTRE (FICA) LTD	Live plant and animal material	483,000.00
Uganda	FARM INPUTS CARE CENTRE (FICA) LTD	Transportation, storage, mail services	79,500.00
Uganda	GATSBY NURSERY TREE PROJECT	Live plant and animal material	51,081.45
Uganda	GROW MORE SEEDS AND CHEMICALS LIMITED	Financial and insurance services	13,197.54
Uganda	GROW MORE SEEDS AND CHEMICALS LIMITED	Live plant and animal material	1,964,217.00
Uganda	GROW MORE SEEDS AND CHEMICALS LIMITED	Transportation, storage, mail services	299,470.68
Uganda	INTEGRATED RURAL DEVELOPMENT INITIATIVES (I	Distribution equipment	82,170.00
Uganda	INTERIOR TECHNICAL SERVICES	Building and maintenance services	42,528.59
Uganda	KANGULUMIRA CLONAL NURSERY LIMITED	Live plant and animal material	45,968.80
Uganda	MID NORTH CONTRACTORS LTD	Laboratory and testing equipment	23,228.87
Uganda	MID NORTH CONTRACTORS LTD	Live plant and animal material	5,807.22
Uganda	MID NORTH CONTRACTORS LTD	Transportation, storage, mail services	2,083.93
Uganda	MTK UGANDA LIMITED	Pharmaceuticals, contraceptives, vaccines	38,400.00
Uganda	PEARL SEEDS LTD	Financial and insurance services	8,166.00
Uganda	PEARL SEEDS LTD	Live plant and animal material	472,000.00
Uganda	PEARL SEEDS LTD	Transportation, storage, mail services	96,000.00
Uganda	QUALITY CHEMICALS LIMITED	Financial and insurance services	1,638.00

Location of supplier	Supplier name	Category description	Value (USD)
FAO continued			
Uganda	QUALITY CHEMICALS LIMITED	Pharmaceuticals, contraceptives, vaccines	415,600.00
Uganda	QUALITY CHEMICALS LIMITED	Transportation, storage, mail services	2,430.00
Uganda	SCHNELLE AUFFORSTUNG TECHNOLOGIES AND P	Live plant and animal material	45,289.04
Uganda	TECHNO RELIEF GROUP	Tools and general machinery	45,493.79
Uganda	TECHNO RELIEF GROUP	Transportation, storage, mail services	3,563.86
Uganda	UGOROS SONS FOR TRANSPORTATION AND TRAI	Transportation, storage, mail services	53,700.00
Uganda	UNIQUE AGRO SEEDS LIMITED	Live plant and animal material	126,000.00
Uganda	UNIQUE AGRO SEEDS LIMITED	Transportation, storage, mail services	6,300.00
Uganda	UNITED NATIONS OFFICE FOR PROJECT SERVICES	Education and training services	1,290,229.00
Ukraine	AGRO VOLYA LLC	Farming, fishing equipment	42,728.92
Ukraine	AGRO VOLYA LLC	Transportation, storage, mail services	810.08
Ukraine	LTD EUROAGRO TRADE	Distribution equipment	39,823.01
Ukraine	LTD EUROAGRO TRADE	Farming, fishing equipment	40,298.51
Ukraine	LTD EUROAGRO TRADE	Transportation, storage, mail services	8,902.39
Ukraine	OLIMP LTD	Live plant and animal material	359,869.69
Ukraine	OLIMP LTD	Transportation, storage, mail services	32,546.35
Ukraine	PE KALIUZHNYI ROMAN YURIEVICH	Live plant and animal material	167,539.40
Ukraine	PE KALIUZHNYI ROMAN YURIEVICH	Transportation, storage, mail services	3,757.55
Ukraine	THE ZAPOROZHYE RABBIT	Live plant and animal material	30,372.57
Ukraine	THE ZAPOROZHYE RABBIT	Transportation, storage, mail services	740.51
Ukraine	TOV SOLANA UKRAINA	Live plant and animal material	55,309.73
Ukraine	TOV SOLANA UKRAINA	Transportation, storage, mail services	7,835.55
United Arab Emirates	AL WATHBA MARIONNET LLC	Live plant and animal material	52,240.00
United Arab Emirates	AL WATHBA MARIONNET LLC	Transportation, storage, mail services	6,000.00
United Arab Emirates	DAR AL TAWAKUL GENERAL TRADING LLC	Education and training services	4,728,343.66
United Arab Emirates	DAR AL TAWAKUL GENERAL TRADING LLC	Financial and insurance services	309,756.75
United Arab Emirates	EBASCO TRADING CORPORATION	Farming, fishing equipment	35,931.30
United Arab Emirates	EBASCO TRADING CORPORATION	Transportation, storage, mail services	4,139.88
United Arab Emirates	MBZ GENERAL TRADING LLC	IT and communications equipment	1,430.00
United Arab Emirates	MBZ GENERAL TRADING LLC	Laboratory and testing equipment	47,769.85
United Arab Emirates	MBZ GENERAL TRADING LLC	Medical equipment	3,900.00
United Arab Emirates	MBZ GENERAL TRADING LLC	Transportation, storage, mail services	900.00
United Arab Emirates	PANCROP COMMERCIAL TRADING JLT	Farming, fishing equipment	71,763.24
United Arab Emirates	PANCROP COMMERCIAL TRADING JLT	Security and safety equipment	141,741.00
United Arab Emirates	PANCROP COMMERCIAL TRADING JLT	Transportation, storage, mail services	26,165.00
United Arab Emirates	PINNACLE GLOBAL GENERAL TRADING LLC	Farming, fishing equipment	36,150.01
United Arab Emirates	PINNACLE GLOBAL GENERAL TRADING LLC	Financial and insurance services	835.00
United Arab Emirates	PINNACLE GLOBAL GENERAL TRADING LLC	Material handling machinery	34,800.00
United Arab Emirates	PINNACLE GLOBAL GENERAL TRADING LLC	Transportation, storage, mail services	3,485.00
United Arab Emirates	RA INTERNATIONAL FZCO	Management and admin services	320,220.00
United Arab Emirates	SARARAT INTERNATIONAL COMPANY	Live plant and animal material	121,737.90
United Arab Emirates	SMJ SOLUTIONS FZE	Domestic appliances and electronics	840.00
United Arab Emirates	SMJ SOLUTIONS FZE	Electrical systems components	11,000.00
United Arab Emirates	SMJ SOLUTIONS FZE	IT and communications equipment	12,151.00
United Arab Emirates	SMJ SOLUTIONS FZE	Office equipment	6,135.00
United Arab Emirates	SMJ SOLUTIONS FZE	Transportation, storage, mail services	4,602.00
United Arab Emirates	WFP-UNHRD	Motor vehicles and parts	51,705.73
United Arab Emirates	WFP-UNHRD	Transportation, storage, mail services	66,203.14
United Arab Emirates	WORLD FOOD PROGRAMME (WFP)	Building and maintenance services	577.50
United Arab Emirates	WORLD FOOD PROGRAMME (WFP)	Domestic appliances and electronics	5,529.35
United Arab Emirates	WORLD FOOD PROGRAMME (WFP)	Financial and insurance services	315.00
United Arab Emirates	WORLD FOOD PROGRAMME (WFP)	Management and admin services	4,212.60
United Arab Emirates	WORLD FOOD PROGRAMME (WFP)	Motor vehicles and parts	257,726.31
United Arab Emirates	WORLD FOOD PROGRAMME (WFP)	Transportation, storage, mail services	12,497.11
United Kingdom of Great Britain and Northern Ireland	AGRICULTURAL LEARNING AND IMPACTS NETWOI	Management and admin services	144,550.00
United Kingdom of Great Britain and Northern Ireland	AST MARINE SCIENCES LIMITED	Engineering and research services	19,008.00
United Kingdom of Great Britain and Northern Ireland	AST MARINE SCIENCES LIMITED	Farming, fishing equipment	6,600.00
United Kingdom of Great Britain and Northern Ireland	AST MARINE SCIENCES LIMITED	Financial and insurance services	509.95
United Kingdom of Great Britain and Northern Ireland	AST MARINE SCIENCES LIMITED	IT and communications equipment	30,000.00
United Kingdom of Great Britain and Northern Ireland	AST MARINE SCIENCES LIMITED	Public sector related services	18,440.00
United Kingdom of Great Britain and Northern Ireland	CAMPBELL SCIENTIFIC LTD	Laboratory and testing equipment	53,445.97
United Kingdom of Great Britain and Northern Ireland	CAMPBELL SCIENTIFIC LTD	Transportation, storage, mail services	3,703.54
United Kingdom of Great Britain and Northern Ireland	CORNERSTONE ON DEMAND LTD	Education and training services	415,741.73
United Kingdom of Great Britain and Northern Ireland	CTEQ LTD	Farming, fishing equipment	23,314.60
United Kingdom of Great Britain and Northern Ireland	CTEQ LTD	Laboratory and testing equipment	4,029.10
United Kingdom of Great Britain and Northern Ireland	CTEQ LTD	Transportation, storage, mail services	4,101.60
United Kingdom of Great Britain and Northern Ireland	CVENT EUROPE LTD	Engineering and research services	66,155.21
United Kingdom of Great Britain and Northern Ireland	FIT DIGITAL LTD	Management and admin services	39,924.91
United Kingdom of Great Britain and Northern Ireland	FOOD ECONOMY GROUP (FEG) CONSULTING	Education and training services	31,740.00
United Kingdom of Great Britain and Northern Ireland	GALLUP INC	Engineering and research services	500,000.00
United Kingdom of Great Britain and Northern Ireland	GREEN INK PUBLISHING SERVICES LTD	Editorial, design, graphic services	34,500.00
United Kingdom of Great Britain and Northern Ireland	ITM SYSTEMS LIMITED	Building and maintenance services	18,000.00
United Kingdom of Great Britain and Northern Ireland	ITM SYSTEMS LIMITED	Distribution equipment	350.00
United Kingdom of Great Britain and Northern Ireland	ITM SYSTEMS LIMITED	Electrical systems components	6,388.00
United Kingdom of Great Britain and Northern Ireland	ITM SYSTEMS LIMITED	IT and communications equipment	4,250.00
United Kingdom of Great Britain and Northern Ireland	ITM SYSTEMS LIMITED	Power generation machinery	546.00
United Kingdom of Great Britain and Northern Ireland	ITM SYSTEMS LIMITED	Printing, photo and AV equipment	1,800.00
United Kingdom of Great Britain and Northern Ireland	ITM SYSTEMS LIMITED	Security and safety equipment	19,500.00
United Kingdom of Great Britain and Northern Ireland	ITM SYSTEMS LIMITED	Transportation, storage, mail services	5,047.00
United Kingdom of Great Britain and Northern Ireland	JACK ELLIS BODY PROTECTION	Financial and insurance services	4,096.55
United Kingdom of Great Britain and Northern Ireland	JACK ELLIS BODY PROTECTION	Security and safety equipment	41,750.00
United Kingdom of Great Britain and Northern Ireland	JANKEL ARMOURING LIMITED	Motor vehicles and parts	341,775.79
United Kingdom of Great Britain and Northern Ireland	MICROSOFT IRELAND OPERATIONS LTD	Engineering and research services	2,571,494.02
United Kingdom of Great Britain and Northern Ireland	MICROSOFT IRELAND OPERATIONS LTD	IT and communications equipment	493,476.25

Location of supplier	Supplier name	Category description	Value (USD)
FAO continued			
United Kingdom of Great Britain and Northern Ireland	PANOS PICTURES	Editorial, design, graphic services	41,476.51
United Kingdom of Great Britain and Northern Ireland	PLEASETECH LTD	IT and communications equipment	35,670.00
United Kingdom of Great Britain and Northern Ireland	REUTERS FOUNDATION CONSULTANTS LIMITED	Management and admin services	150,000.00
United Kingdom of Great Britain and Northern Ireland	RUSSELL IPM LTD	Furniture	24,750.00
United Kingdom of Great Britain and Northern Ireland	RUSSELL IPM LTD	Live plant and animal material	168,750.00
United Kingdom of Great Britain and Northern Ireland	RUSSELL IPM LTD	Transportation, storage, mail services	40,962.81
United Kingdom of Great Britain and Northern Ireland	SHEARGOLD LIMITED	Financial and insurance services	600.00
United Kingdom of Great Britain and Northern Ireland	SHEARGOLD LIMITED	Tools and general machinery	298,346.08
United Kingdom of Great Britain and Northern Ireland	SHEARGOLD LIMITED	Transportation, storage, mail services	54,083.72
United Kingdom of Great Britain and Northern Ireland	SRT MARINE SYSTEMS PLC	Laboratory and testing equipment	95,420.00
United Kingdom of Great Britain and Northern Ireland	VEOLIA ENVIRONMENTAL SERVICES	Industrial cleaning services	277,022.42
United Kingdom of Great Britain and Northern Ireland	VEOLIA ENVIRONMENTAL SERVICES	Material handling machinery	14,884.00
United Kingdom of Great Britain and Northern Ireland	VEOLIA ENVIRONMENTAL SERVICES	Transportation, storage, mail services	23,428.00
United Kingdom of Great Britain and Northern Ireland	WALKGROVE LIMITED	Education and training services	61,631.03
United Kingdom of Great Britain and Northern Ireland	WOLTERS KLUWER TAX AND ACCOUNTING LIMITE	Engineering and research services	34,506.00
United Kingdom of Great Britain and Northern Ireland	WORLD FOOD PROGRAMME (WFP)	Politics and civic affairs services	65,270.00
United Kingdom of Great Britain and Northern Ireland	ZENSAR TECHNOLOGIES UK LTD	Engineering and research services	56,445.99
United Republic of Tanzania	PEE PEE (TANZANIA) LTD	Material handling machinery	202,980.00
United Republic of Tanzania	PEE PEE (TANZANIA) LTD	Transportation, storage, mail services	69,952.06
United Republic of Tanzania	RENI INTERNATIONAL CO LTD	Building and maintenance services	35,931.36
United Republic of Tanzania	RENI INTERNATIONAL CO LTD	Transportation, storage, mail services	2,694.85
United Republic of Tanzania	SALEM CONSTRUCTION LIMITED	Building and maintenance services	629,024.05
United Republic of Tanzania	SAMZAM CONSULTING LTD	Farming, fishing equipment	50,000.00
United Republic of Tanzania	SAMZAM CONSULTING LTD	Transportation, storage, mail services	2,350.00
United Republic of Tanzania	SPARSH INTERNATIONAL LIMITED	Domestic appliances and electronics	18,536.36
United Republic of Tanzania	SPARSH INTERNATIONAL LIMITED	IT and communications equipment	16,888.48
United States of America	AG WORLD INTERNATIONAL CORP	Live plant and animal material	41,175.00
United States of America	AMAZON WEB SERVICES INC	Engineering and research services	750,030.00
United States of America	AMAZON WEB SERVICES INC	IT and communications equipment	23,000.00
United States of America	AON CONSULTING	Financial and insurance services	165,165.00
United States of America	ARENSON OFFICE FURNISHINGS INC.	Building and maintenance services	53,977.35
United States of America	BOULDER INSTITUTE OF MICROFINANCE	Education and training services	148,450.00
United States of America	CAPTION FIRST	Editorial, design, graphic services	40,000.00
United States of America	CENTER FOR STRATEGIC AND INTERNATIONAL STI	Management and admin services	40,000.00
United States of America	CISCO SYSTEMS INC	Building and maintenance services	11,319.75
United States of America	CISCO SYSTEMS INC	Domestic appliances and electronics	27,950.00
United States of America	CLARIVATE ANALYTICS US LLC	Engineering and research services	36,625.00
United States of America	EMERGING MARKETS COMMUNICATIONS INC	Building and maintenance services	76,898.50
United States of America	EMERGING MARKETS COMMUNICATIONS INC	Public sector related services	1,217,869.00
United States of America	ENCOMPASS LLC	Education and training services	34,250.00
United States of America	ENVIRONMENTAL SYSTEMS RESEARCH INSTITUTE	Engineering and research services	43,100.00
United States of America	EVERBRIDGE, INC	Public order and security services	56,873.45
United States of America	EXINDA NETWORKS INC	Engineering and research services	44,224.73
United States of America	HARVARD BUSINESS SCHOOL PUBLISHING	Education and training services	78,396.00
United States of America	HUDSON ETHICS CONSULTING LLC	Management and admin services	36,596.63
United States of America	IMPLAN GROUP HOLDINGS LLC	Engineering and research services	38,940.00
United States of America	INDIAN OCEAN PROPERTIES, LLC	Management and admin services	415,800.00
United States of America	INGURAN LLC DBA SEXING TECHNOLOGIES	Medical equipment	140,400.00
United States of America	INGURAN LLC DBA SEXING TECHNOLOGIES	Transportation, storage, mail services	10,881.00
United States of America	KALOTHIA	Domestic appliances and electronics	19,585.82
United States of America	KALOTHIA	Management and admin services	9,481.00
United States of America	KALOTHIA	Printing, photo and AV equipment	6,337.50
United States of America	KALOTHIA	Transportation, storage, mail services	832.00
United States of America	LASER TECHNOLOGY INC	Tools and general machinery	37,725.00
United States of America	LASER TECHNOLOGY INC	Transportation, storage, mail services	919.00
United States of America	LIG ENERGY SOLUTIONS LLC	Farming, fishing equipment	1,433,970.00
United States of America	LIG ENERGY SOLUTIONS LLC	Financial and insurance services	3,620.52
United States of America	LIG ENERGY SOLUTIONS LLC	Transportation, storage, mail services	14,238.00
United States of America	OVERSEAS SHIPPING AND SHOPPING INC	Farming, fishing equipment	38,287.50
United States of America	PANTRADE 2016	Structures, construction components	34,916.00
United States of America	PLANSON INTERNATIONAL CORPORATION	Domestic appliances and electronics	8,134.00
United States of America	PLANSON INTERNATIONAL CORPORATION	Editorial, design, graphic services	1,320.00
United States of America	PLANSON INTERNATIONAL CORPORATION	Electrical systems components	3,406.00
United States of America	PLANSON INTERNATIONAL CORPORATION	Financial and insurance services	22,255.00
United States of America	PLANSON INTERNATIONAL CORPORATION	IT and communications equipment	2,743,368.46
United States of America	PLANSON INTERNATIONAL CORPORATION	Office equipment	118,253.00
United States of America	PLANSON INTERNATIONAL CORPORATION	Printing, photo and AV equipment	104,682.00
United States of America	PLANSON INTERNATIONAL CORPORATION	Tools and general machinery	226.00
United States of America	PLANSON INTERNATIONAL CORPORATION	Transportation, storage, mail services	205,861.45
United States of America	TF CORNERSTONE INC	Management and admin services	324,400.00
United States of America	THE ARMORED GROUP LLC	Transportation, storage, mail services	42,750.00
United States of America	TRADE DATA MONITOR	Engineering and research services	100,000.00
United States of America	UNITED NATIONS	Engineering and research services	82,208.01
United States of America	UNITED NATIONS	Management and admin services	114,765.00
United States of America	UNITED NATIONS	Public sector related services	32,516.75
United States of America	UNITED NATIONS CHILDREN S FUND (UNICEF)	Education and training services	341,000.00
United States of America	UNITED NATIONS CHILDREN S FUND (UNICEF)	Politics and civic affairs services	84,142.00
United States of America	UNITED NATIONS DEVELOPMENT PROGRAMME (U	Management and admin services	40,000.00
United States of America	UNITED NATIONS OFFICE FOR PROJECT SERVICES	Motor vehicles and parts	45,379.09
Unspecified countries	UNSPECIFIED VENDOR	Transportation, storage, mail services	23,395,048.50
Uruguay	ASM SA	Furniture	47,304.99
Uruguay	FACTUM	Engineering and research services	30,320.00
Uruguay	MONICA BOUZA	Management and admin services	30,000.00
Uruguay	STRATTA VIAJES	Transportation, storage, mail services	34,420.00

Location of supplier	Supplier name	Category description	Value (USD)
FAO continued			
Uzbekistan	BM ANKLAFF LTD	Education and training services	44,921.85
Venezuela (Bolivarian Republic of)	LA EMPRESA NACIONAL FORESTAL SA (ENAFOR SA	Farming, fishing, forestry services	841,588.06
Viet Nam	BUI THI MINH	Farming, fishing equipment	31,402.35
Viet Nam	CONG TY TNHH PHAT TRIEN KHOA HOC VITECH	Laboratory and testing equipment	79,767.04
Viet Nam	DINH MINH THANG	Farming, fishing equipment	33,268.92
Viet Nam	INSTITUTE OF ENVIRONMENTAL HEALTH AND SUS	Farming, fishing, forestry services	48,185.14
Viet Nam	KIMNGUU INSTRUMENT & CHEMICAL IM -EX JSC	Laboratory and testing equipment	97,127.41
Viet Nam	LIFE SCIENCES DEVELOPMENT COMPANY LIMITED	Laboratory and testing equipment	45,560.78
Viet Nam	NGUYEN DUC SINH	Farming, fishing equipment	40,361.90
Viet Nam	UNDP VIETNAM	Management and admin services	167,308.38
Viet Nam	UNITED NATIONS ENTITY FOR GENDER EQUALITY	Transportation, storage, mail services	306,368.00
Yemen	AL-AMERY OFFICE FOR TRADING	Live plant and animal material	166,500.00
Yemen	AL-AMERY OFFICE FOR TRADING	Transportation, storage, mail services	11,600.00
Yemen	AL-ETEHAD FOR ADVERTISING & MARKETING	Management and admin services	49,865.00
Yemen	AL QAUHUM STORES FOR GENERAL TRADING AND	Pharmaceuticals, contraceptives, vaccines	56,000.00
Yemen	AL THBHANY COMPUTER ACCESSORIES	Power generation machinery	73,257.00
Yemen	AL THBHANY COMPUTER ACCESSORIES	Transportation, storage, mail services	950.00
Yemen	AL YARMOOK STORE	Live plant and animal material	346,500.00
Yemen	AL YARMOOK STORE	Transportation, storage, mail services	15,750.00
Yemen	ALARABIA UNITED COMPANY GENERAL CONSTRU	Distribution equipment	53,886.00
Yemen	ALARABIA UNITED COMPANY GENERAL CONSTRU	Financial and insurance services	2,695.00
Yemen	ALFALAH TRADING	Furniture	69,908.00
Yemen	AUTOMOTIVE & MACHINERY TRADING CENTER	Motor vehicles and parts	134,900.00
Yemen	BAYHAN TRADING & AGENCIES	Land, building and structures	200,000.00
Yemen	BAYHAN TRADING & AGENCIES	Transportation, storage, mail services	23,950.00
Yemen	FEEDMIX YEMEN FEED CO LTD	Live plant and animal material	317,525.00
Yemen	FEEDMIX YEMEN FEED CO LTD	Transportation, storage, mail services	28,325.00
Yemen	GENERAL SEEDS MULTIPLICATION CORPORATION	Live plant and animal material	379,500.00
Yemen	GENERAL SEEDS MULTIPLICATION CORPORATION	Transportation, storage, mail services	25,035.00
Yemen	HIGH SKY FOR COMMERCIAL SERVICES	Live plant and animal material	253,050.00
Yemen	HIGH SKY FOR COMMERCIAL SERVICES	Transportation, storage, mail services	95,050.00
Yemen	MOHAMMED ALHAKAMI FOR BUYING AND SELLIN	Live plant and animal material	187,500.00
Yemen	MOHAMMED ALHAKAMI FOR BUYING AND SELLIN	Transportation, storage, mail services	25,000.00
Yemen	NAJEEB AL-MATRI FOR IMPORT	Live plant and animal material	180,000.00
Yemen	NAJEEB AL-MATRI FOR IMPORT	Transportation, storage, mail services	9,000.00
Yemen	TECHNOGATE FOR TECHNOLOGY & COMPUTER	Domestic appliances and electronics	11,880.00
Yemen	TECHNOGATE FOR TECHNOLOGY & COMPUTER	IT and communications equipment	122,920.00
Yemen	TECHNOGATE FOR TECHNOLOGY & COMPUTER	Printing, photo and AV equipment	5,500.00
Yemen	TECHNOGATE FOR TECHNOLOGY & COMPUTER	Transportation, storage, mail services	3,000.00
Yemen	TEHAMA VETERINARY PHARMACY	Live plant and animal material	102,000.00
Yemen	TEHAMA VETERINARY PHARMACY	Transportation, storage, mail services	22,500.00
Yemen	UNICORN TRADING & INVESTMENT	Live plant and animal material	204,750.00
Yemen	UNICORN TRADING & INVESTMENT	Transportation, storage, mail services	72,450.00
Yemen	WEDO FOR TRAD & SERVICES	Live plant and animal material	502,050.00
Yemen	WEDO FOR TRAD & SERVICES	Transportation, storage, mail services	12,813.90
Yemen	YEMEN ACTION FOR TRADING AND MARKETING	Financial and insurance services	34,783.50
Yemen	YEMEN ACTION FOR TRADING AND MARKETING	Live plant and animal material	1,129,640.00
Yemen	YEMEN ACTION FOR TRADING AND MARKETING	Tools and general machinery	288,736.50
Yemen	YEMEN ACTION FOR TRADING AND MARKETING	Transportation, storage, mail services	73,148.00
Yemen	YEMEN COMPANY FOR SUGAR REFINING	Live plant and animal material	90,000.00
Yemen	ZUHAIR ABDULLAH HUSSEIN AL BASHIRI	Management and admin services	66,000.00
Zambia	AENGIS CONSULTING (Z)	Politics and civic affairs services	30,710.00
Zambia	AIRTEL ZAMBIA	Public sector related services	40,546.01
Zambia	CRYSTALINE TECHNOLOGIES LIMITED	Building and maintenance services	37,267.23
Zambia	MAYFAIR INSURANCE COMPANY ZAMBIA LIMITED	Financial and insurance services	81,347.53
Zambia	ZAMBIA INSTITUTE FOR POLICY ANALYSIS & RESEA	Engineering and research services	163,178.72
Zambia	ZAMBIA NATIONAL DATA CENTRE	Engineering and research services	58,548.15
Zimbabwe	AFRICAN SUN	Travel, food and lodging	35,918.66
Zimbabwe	CHISIPITE DRILLING	Farming, fishing, forestry services	52,226.00
Zimbabwe	COMHOLD SERVICES	Farming, fishing, forestry services	60,867.19
Zimbabwe	CTP LTD	Editorial, design, graphic services	37,615.00
Zimbabwe	CTP LTD	Transportation, storage, mail services	5,837.00
Zimbabwe	DATA CONTROL & SYSTEMS 1996 (PRIVATE) LIMIT	Engineering and research services	37,400.00
Zimbabwe	FORSTER IRRIGATION (PVT) LTD	Farming, fishing, forestry services	533,846.23
Zimbabwe	KADOMA HOTEL CONFERENCE CENTRE	Travel, food and lodging	34,500.00
Zimbabwe	KLEIN KAROO SEED MARKETING ZIMBABWE P/L	Financial and insurance services	546.00
Zimbabwe	KLEIN KAROO SEED MARKETING ZIMBABWE P/L	Live plant and animal material	30,940.00
Zimbabwe	KLEIN KAROO SEED MARKETING ZIMBABWE P/L	Transportation, storage, mail services	2,700.00
Zimbabwe	MEIKLES HOTEL	Travel, food and lodging	34,172.22
Zimbabwe	NATIONAL FOODS OPERATIONS LIMITED	Financial and insurance services	1,220.68
Zimbabwe	NATIONAL FOODS OPERATIONS LIMITED	Live plant and animal material	488,290.00
Zimbabwe	NATIONAL FOODS OPERATIONS LIMITED	Transportation, storage, mail services	65,062.00
Zimbabwe	NATIONAL TESTED SEEDS PVT LTD	Live plant and animal material	56,286.00
Zimbabwe	NATIONAL TESTED SEEDS PVT LTD	Transportation, storage, mail services	2,400.27
Zimbabwe	NAYEE BROTHERS PVT LTD	Distribution equipment	43.00
Zimbabwe	NAYEE BROTHERS PVT LTD	Electrical systems components	910.50
Zimbabwe	NAYEE BROTHERS PVT LTD	Manufacturing components	1,624.00
Zimbabwe	NAYEE BROTHERS PVT LTD	Structures, construction components	31,120.20
Zimbabwe	NAYEE BROTHERS PVT LTD	Transportation, storage, mail services	1,860.20
Zimbabwe	PEDSTOCK INVESTMENTS PVT LTD	Farming, fishing, forestry services	64,972.25
Zimbabwe	PRIME SEED (PVT) LTD	Live plant and animal material	36,344.00
Zimbabwe	PRIME SEED (PVT) LTD	Transportation, storage, mail services	5,697.62
Zimbabwe	REDAN PETROLEUM PVT LTD	Fuels and lubricants etc.	35,122.40
Zimbabwe	REUBEN PILOSSOF	Live plant and animal material	89,250.00

Location of supplier	Supplier name	Category description	Value (USD)
FAO continued			
Zimbabwe	REUBEN PILOSSOF	Transportation, storage, mail services	3,000.00
Zimbabwe	SEDAN CHAIR TRADING (PVT) LTD	Farming, fishing, forestry services	211,184.74
Zimbabwe	SINET NETWORKING SOLUTIONS (PVT) LTD	Building and maintenance services	117,721.15
Zimbabwe	V & W ENGINEERING & INSTALLATIONS (PVT) LTD	Distribution equipment	101,865.52
Zimbabwe	V & W ENGINEERING & INSTALLATIONS (PVT) LTD	Farming, fishing equipment	268.00
Zimbabwe	V & W ENGINEERING & INSTALLATIONS (PVT) LTD	Manufacturing components	27,215.60
Zimbabwe	V & W ENGINEERING & INSTALLATIONS (PVT) LTD	Transportation, storage, mail services	5,474.84
Zimbabwe	VIMPRIE ENGINEERING SOLUTIONS PVT LTD	Building and maintenance services	57,505.60
Zimbabwe	WATERFLO ENGINEERING	Farming, fishing, forestry services	47,911.80
Zimbabwe	WHOLESALE CENTRE	Manufacturing components	2,663.00
Zimbabwe	WHOLESALE CENTRE	Security and safety equipment	6,216.00
Zimbabwe	WHOLESALE CENTRE	Structures, construction components	56,826.00
Zimbabwe	WHOLESALE CENTRE	Tools and general machinery	4,911.50
Zimbabwe	WHOLESALE CENTRE	Transportation, storage, mail services	4,715.95
Zimbabwe	ZIMBABWE SUPER SEEDS	Live plant and animal material	30,000.00
Zimbabwe	ZIMBABWE SUPER SEEDS	Transportation, storage, mail services	775.00
IAEA			
Albania	INSTITUTE OF PUBLIC HEALTH	Politics and civic affairs services	30,729.48
Algeria	UNITED NATIONS DEVELOPMENT PROGRAM	Engineering and research services	100,915.87
Arab Countries	TECHNO-LINE MEDICAL AND LAB SUPPLIES	Laboratory and testing equipment	57,309.76
Argentina	AUTORIDAD REGULATORIA NUCLEAR (ARN)	Education and training services	66,307.52
Argentina	COMISION NACIONAL DE ENERGIA ATOMICA (CNE	Education and training services	35,984.32
Argentina	OPYSSA SUDAMERICANA SA	Public sector related services	39,988.66
Armenia	NUCLEAR AND RADIATION SAFETY CENTER OF ARI	Engineering and research services	49,831.65
Australia	GBC SCIENTIFIC INSTRUMENT	Farming, fishing equipment	34,594.84
Australia	PROJECT PERFORMANCE INTERNATIONAL PPI	Education and training services	51,430.98
Australia	TYPEFI SYSTEMS PTY LIMITED	IT and communications equipment	159,122.33
Austria	A1 TELEKOM AUSTRIA AG	Building and maintenance services	114,748.42
Austria	A1 TELEKOM AUSTRIA AG	Engineering and research services	372,001.86
Austria	A1 TELEKOM AUSTRIA AG	IT and communications equipment	604,768.29
Austria	AB SCIEX AUSTRIA GMBH	Laboratory and testing equipment	924,014.28
Austria	ACP IT SOLUTIONS GMBH	Building and maintenance services	95,816.79
Austria	ACP IT SOLUTIONS GMBH	Engineering and research services	30,968.01
Austria	ACP IT SOLUTIONS GMBH	IT and communications equipment	3,432,924.32
Austria	AGILENT TECHNOLOGIES OESTERREICH GMBH	Laboratory and testing equipment	32,019.98
Austria	ALLIANZ ELEMENTAR VERSICHERUNGS	Financial and insurance services	36,609.48
Austria	AMERICAN EXPRESS SERVICES EUROPE LIMITED, N	Travel, food and lodging	718,710.89
Austria	AMEX EXPORT-IMPORT GES.M.B.H.	Engineering and research services	31,294.50
Austria	AMEX EXPORT-IMPORT GES.M.B.H.	Laboratory and testing equipment	3,686,858.03
Austria	AMEX EXPORT-IMPORT GES.M.B.H.	Medical equipment	53,242.87
Austria	AMEX EXPORT-IMPORT GES.M.B.H.	Power generation machinery	140,633.67
Austria	ARP GMBH	Domestic appliances and electronics	152,076.32
Austria	ATOMINSTITUT DER ÖSTERREICHISCHEN UNIVERS	Engineering and research services	33,057.24
Austria	AUSTRIAN INSTITUTE OF TECHNOLOGY AIT	Politics and civic affairs services	1,379,910.21
Austria	AV-PROFESSIONAL GMBH	Building and maintenance services	31,771.14
Austria	AV-PROFESSIONAL GMBH	IT and communications equipment	68,388.33
Austria	BACHER SYSTEMS EDV GMBH	Building and maintenance services	59,975.31
Austria	BACHER SYSTEMS EDV GMBH	IT and communications equipment	330,743.06
Austria	BECHTLE GMBH	IT and communications equipment	1,456,734.01
Austria	BERTHOLD TECHNOLOGIES GMBH	Laboratory and testing equipment	130,920.31
Austria	BIOMEDICA MEDIZINPRODUKTE GMBH & CO KG	Laboratory and testing equipment	280,022.45
Austria	BISNODE D&B AUSTRIA GMBH	Building and maintenance services	63,804.71
Austria	CANBERRA PACKARD CENTRAL EUROPE GMBH	Chemicals	50,998.88
Austria	CANBERRA PACKARD CENTRAL EUROPE GMBH	Domestic appliances and electronics	89,860.83
Austria	CANBERRA PACKARD CENTRAL EUROPE GMBH	Farming, fishing equipment	229,090.91
Austria	CANBERRA PACKARD CENTRAL EUROPE GMBH	Laboratory and testing equipment	1,807,029.18
Austria	CANBERRA PACKARD CENTRAL EUROPE GMBH	Power generation machinery	386,133.56
Austria	CANON AUSTRIA GMBH	Management and admin services	328,382.94
Austria	CAPGEMINI CONSULTING ÖSTERREICH AG	Management and admin services	168,080.81
Austria	CARL ZEISS GMBH.	Laboratory and testing equipment	37,588.84
Austria	CAVERION ÖSTERREICH GMBH	Building and maintenance services	52,049.72
Austria	CIBT VISUM.AT 1. SERVICE GMBH & CO KG	Engineering and research services	44,893.38
Austria	COMPAREX AUSTRIA GMBH	IT and communications equipment	31,301.91
Austria	DELOITTE CONSULTING GMBH	Management and admin services	166,262.63
Austria	DHL GLOBAL FORWARDING AUSTRIA GMBH	Transportation, storage, mail services	78,563.41
Austria	DIPL. ING. WILHELM SEDLAK G.M.B.H.	Building and maintenance services	320,924.71
Austria	DIPL. ING. WILHELM SEDLAK G.M.B.H.	Engineering and research services	89,485.52
Austria	DR.E.MÜHL-PROF.DR.W.SPEISER-DR.M.MÜHL	Engineering and research services	51,627.38
Austria	EBSCO GMBH	Published products	61,168.59
Austria	EL-COMPANY LTD.	Domestic appliances and electronics	57,895.62
Austria	ELEKTA GMBH	Medical equipment	2,137,411.35
Austria	ELEKTA GMBH	Power generation machinery	37,643.10
Austria	ELIMPEX MEDIZINTECHNIK GES.M.B.H.	Laboratory and testing equipment	70,897.87
Austria	ELIMPEX MEDIZINTECHNIK GES.M.B.H.	Medical equipment	68,709.32
Austria	ELIN GMBH & CO KG	Building and maintenance services	254,172.29
Austria	ENCONET CONSULTING GES.M.B.H	Domestic appliances and electronics	84,927.05
Austria	ENERGIEALLIANZE AUSTRIA GMBH	Building and maintenance services	729,517.40
Austria	ERNST & YOUNG MANAGEMENT CONSULTING GM	Management and admin services	89,786.76
Austria	EXPOXX MESSEBAU GMBH	Management and admin services	30,225.59
Austria	F.WOTKE GMBH	Laboratory and testing equipment	35,173.96
Austria	FRANZ HERRMANN GLASHAUSBAU	Building and maintenance services	47,134.68
Austria	FRANZ HERRMANN GLASHAUSBAU	Farming, fishing equipment	47,030.30
Austria	G4S SECURITY SYSTEMS GMBH	Building and maintenance services	850,879.63
Austria	GARTNER AUSTRIA GMBH	Building and maintenance services	61,728.40

Location of supplier	Supplier name	Category description	Value (USD)
IAEA continued			
Austria	GARTNER AUSTRIA GMBH	Engineering and research services	62,177.33
Austria	HALI-BÜROMÖBEL GES.M.B.H.	Furniture	68,927.19
Austria	HAUSBETREUUNG ATTENSAM GMBH	Building and maintenance services	68,850.27
Austria	HEALVITA GROUP GMBH	Laboratory and testing equipment	204,474.75
Austria	HILLIARD GMBH	Management and admin services	67,340.07
Austria	HORIZON GMBH	Management and admin services	84,843.79
Austria	HOTEL SCHLOSS WEIKERSDORF	Management and admin services	144,006.09
Austria	HUBER + SUHNER GMBH	Domestic appliances and electronics	59,805.61
Austria	ICSL GMBH	Engineering and research services	75,084.18
Austria	ING. EMMERICH CSERNOHORSZKY GMBH	Building and maintenance services	36,195.29
Austria	INTERNATIONAL ATOMIC ENERGY AGENCY IAEA	Building and maintenance services	44,893.38
Austria	ISS FACILITY SERVICES GES.M.B.H.	Industrial cleaning services	2,402,967.45
Austria	IT-V INNOVATIVE TECHNOLOGIE VÖLP	Medical equipment	32,199.78
Austria	KALEIDOSCOPE COMMUNICATIONS SOLUTIONS	Building and maintenance services	39,281.71
Austria	KAPSCH BUSINESSCOM AG	IT and communications equipment	57,373.40
Austria	KPMG AUSTRIA GMBH WIRTSCHAFTSPRÜFUNGS-	Building and maintenance services	75,869.81
Austria	LARSEN & TOUBRO INFOTECH AUSTRIA GMBH	Engineering and research services	66,338.38
Austria	LIFETECH AUSTRIA ZWEIGNIEDERLASSUNG	Laboratory and testing equipment	33,705.07
Austria	LUFT-KLIMA LÜFTUNGSTECHNIK GMBH	Distribution equipment	101,529.18
Austria	MEET INSTRUMENTS GMBH	Chemicals	83,501.68
Austria	MEET INSTRUMENTS GMBH	Laboratory and testing equipment	1,027,687.99
Austria	MERCK CHEMICALS AND LIFE SCIENCE GESMBH	Building and maintenance services	53,276.06
Austria	METALLBAU HARTL	Building and maintenance services	118,779.80
Austria	METTLER-TOLEDO GES.M.B.H.	Laboratory and testing equipment	55,426.54
Austria	MICROSOFT (IRELAND)	Building and maintenance services	141,353.06
Austria	MICROSOFT (IRELAND)	Engineering and research services	158,879.00
Austria	MICROSOFT (IRELAND)	IT and communications equipment	179,029.44
Austria	MKB MARTIN KRUEGER GMBH	Building and maintenance services	56,116.72
Austria	NETZ NIEDERÖSTERREICH GMBH	Building and maintenance services	75,268.24
Austria	NOVATECHNOLOGY ELECTRONIK ENTWICKLUNGS	Domestic appliances and electronics	30,920.31
Austria	NUCLEAR ENGINEERING SEIBERSDORF GMBH	Building and maintenance services	1,564,534.23
Austria	NUCLEAR ENGINEERING SEIBERSDORF GMBH	Industrial cleaning services	263,299.66
Austria	ORACLE AUSTRIA GMBH	IT and communications equipment	639,529.80
Austria	ORTNER GMBH	Building and maintenance services	89,138.52
Austria	P. DUSSMANN GESMBH	Building and maintenance services	924,854.90
Austria	PANALYTICAL B.V. ZWEIGNIEDERLASSUNG WIEN	Laboratory and testing equipment	143,308.75
Austria	PORR BAU GMBH	Building and maintenance services	46,956.02
Austria	PORSCHE WIEN-DONAUSTADT PORSCHE INTER AI	Motor vehicles and parts	70,185.65
Austria	PRO FORTIUS TECHNOLOGIES GMBH	Laboratory and testing equipment	165,320.36
Austria	RFIDINNOVATIONS GMBH	IT and communications equipment	225,985.42
Austria	SCERUS WHIZZ GMBH	IT and communications equipment	89,442.28
Austria	SCHMIDBERGER ELEKTROINSTALLATIONS GESMB	Building and maintenance services	39,281.71
Austria	SCHMIDBERGER ELEKTROINSTALLATIONS GESMB	Domestic appliances and electronics	68,482.15
Austria	SHIMADZU HANDELSGESELLSCHAFT MBH	Laboratory and testing equipment	208,910.89
Austria	SHIMADZU HANDELSGESELLSCHAFT MBH	Medical equipment	64,052.64
Austria	SIEMENS AG OESTERREICH	Building and maintenance services	132,029.78
Austria	SPP HANDELSGMBH	IT and communications equipment	99,417.51
Austria	SWIETELSKY BAUGESMBH	Building and maintenance services	23,641,870.95
Austria	SYSMEX AUSTRIA GMBH	Laboratory and testing equipment	120,406.29
Austria	TECBIT HANDELSGESELLSCHAFT M.B.H	Laboratory and testing equipment	159,427.61
Austria	TECHNISCHE UNIVERSITAET WIEN - ATOMINSTITU	Engineering and research services	108,148.15
Austria	TECHNISCHE UNIVERSITAT WIEN - ATOMINSTITUT	Engineering and research services	75,541.77
Austria	THERMO FISHER SCIENTIFIC WISSENSCHAFTLICHE	Building and maintenance services	224,686.58
Austria	THERMO FISHER SCIENTIFIC WISSENSCHAFTLICHE	Engineering and research services	73,881.93
Austria	THERMO FISHER SCIENTIFIC WISSENSCHAFTLICHE	Farming, fishing equipment	177,388.89
Austria	THERMO FISHER SCIENTIFIC WISSENSCHAFTLICHE	Laboratory and testing equipment	1,150,828.55
Austria	TIRLER GABELSTAPLER GMBH	Motor vehicles and parts	39,107.74
Austria	UNICREDIT BANK AUSTRIA AG	Engineering and research services	62,435.47
Austria	UNIQA SACHVERSICHERUNG AG	Financial and insurance services	139,821.04
Austria	UNITED NATIONS INDUSTRIAL DEVELOPMENT OR	Engineering and research services	96,078.83
Austria	UNITED NATIONS INDUSTRIAL DEVELOPMENT OR	Politics and civic affairs services	12,397,196.73
Austria	UNOV	Politics and civic affairs services	9,990,800.48
Austria	VASKO+PARTNER INGENIEURE, ZT FÜR BAUWESEN	Building and maintenance services	157,894.73
Austria	VASKO+PARTNER INGENIEURE, ZT FÜR BAUWESEN	Management and admin services	165,595.72
Austria	VETERINAERMEDIZINISCHE UNIVERSITAET WIEN (\	Engineering and research services	44,893.38
Austria	VIKING DIREKT GESMBH	Office equipment	44,893.38
Austria	VWR INTERNATIONAL GMBH AUS-USA	Engineering and research services	39,670.10
Austria	VWR INTERNATIONAL GMBH AUS-USA	Farming, fishing equipment	84,173.74
Austria	VWR INTERNATIONAL GMBH AUS-USA	Laboratory and testing equipment	1,452,536.42
Austria	WIESENTHAL HANDEL UND SERVICE GMBH	Motor vehicles and parts	53,515.85
Austria	X.TEST GMBH	Domestic appliances and electronics	44,297.87
Austria	XEROX AUSTRIA GMBH	Office equipment	50,505.05
Austria	ZUKLINBUS GMBH	Management and admin services	252,525.25
Austria	ZURICH	Financial and insurance services	50,497.93
Belarus	ADANI	Power generation machinery	62,401.80
Belgium	ECKERT AND ZIEGLER BEBIG S.A.	Medical equipment	974,865.99
Belgium	EUROPEAN SOCIETY FOR THERAPEUTIC RADIOLO(	Engineering and research services	47,962.96
Belgium	FLIR SYSTEMS TRADING BELGIUM BVBA	Laboratory and testing equipment	583,961.73
Belgium	HOLOGIC N.V.	Medical equipment	62,362.65
Belgium	IBA MOLECULAR	Laboratory and testing equipment	39,978.68
Belgium	ION BEAM APPLICATIONS S.A. (IBA)	Laboratory and testing equipment	432,828.28
Belgium	ORFIT INDUSTRIES NV	Medical equipment	125,678.44
Belgium	S.W.I.F.T. SCRL	Management and admin services	39,281.71
Botswana	DEPARTMENT OF ENERGY (BOTSWANA)	Education and training services	34,974.52

Location of supplier	Supplier name	Category description	Value (USD)
IAEA continued			
Brazil	BHG SA BRAZIL HOSPITALITY GROUP	Public sector related services	57,979.80
Brazil	MEVIS INFORMÁTICA MÉDICA LTDA	Medical equipment	55,245.79
Brazil	POLYTECHNIC SCHOOL OF THE UNIVERSITY OF SA	Engineering and research services	79,910.21
Brazil	UNITED NATIONS DEVELOPMENT PROGRAM	Engineering and research services	33,528.89
Bulgaria	SOPHARMA TRADING JSC	IT and communications equipment	77,901.23
Bulgaria	UNIVERSITY OF NATIONAL AND WORLD ECONOM	Engineering and research services	62,850.73
Burkina Faso	CIRDES-CENTRE INTERNATIONAL DE RECHERCHE-	Laboratory and testing equipment	79,361.43
Burkina Faso	PATTEC/INSECTARY OF BOBO-DIOULASSO	Laboratory and testing equipment	76,599.33
Cameroon	NATIONAL RADIATION PROTECTION AGENCY (CAM	Education and training services	30,611.75
Canada	505896 ONTARIO INC.	Public sector related services	141,424.61
Canada	BEST THERATRONICS LTD.	Chemicals	566,087.54
Canada	BEST THERATRONICS LTD.	Industrial cleaning services	276,219.73
Canada	BEST THERATRONICS LTD.	Medical equipment	126,182.20
Canada	BOT ENGINEERING LTD	Laboratory and testing equipment	1,238,451.27
Canada	CANADIAN NUCLEAR LABORATORIES	Engineering and research services	149,831.65
Canada	CANAMIDEX INTERNATIONAL CORP.	Laboratory and testing equipment	67,286.04
Canada	CHANNEL SYSTEMS INCORPORATED	Laboratory and testing equipment	37,481.48
Canada	ENTRUST LTD.	IT and communications equipment	32,523.65
Canada	INTERNATIONAL COMMISSION ON RADIOLOGICA	Engineering and research services	46,689.11
Chile	FUNDACION ARTURO LOPEZ PEREZ	Engineering and research services	376,980.92
China	CHINA NUCLEAR ENERGY INDUSTRY CORPORATIC	Farming, fishing equipment	100,318.52
China	INSTITUTE OF NUCLEAR AND NEW ENERGY TECHN	Engineering and research services	48,260.38
China	NOVOGENE (HK) COMPANY LIMITED	Engineering and research services	39,676.77
Costa Rica	ISASA LATAM S.A	Laboratory and testing equipment	91,561.25
Czechia	DMS S.R.O.	Engineering and research services	99,438.83
Czechia	I&C ENERGO A.S.	Power generation machinery	115,600.45
Czechia	IXTENT S.R.O.	Engineering and research services	67,340.07
Czechia	SIMOPT, S.R.O.	Education and training services	121,481.48
Czechia	TESCAN BRNO, S.R.O.	Laboratory and testing equipment	253,535.35
Czechia	UJP PRAHA A.S.	Medical equipment	723,333.33
Denmark	UNITED NATIONS DEVELOPMENT PROGRAMME -	Education and training services	194,793.65
Ethiopia	ABYSSINIAN FLIGHT SERVICES PLC.	Laboratory and testing equipment	76,717.17
France	ALTAIX SYSTEMS	Laboratory and testing equipment	340,572.37
France	ANALAB SARL	Laboratory and testing equipment	31,413.69
France	ANNEALSYS	Laboratory and testing equipment	144,219.98
France	BERTIN TECHNOLOGIES	Education and training services	98,877.67
France	CAMPUS FRANCE	Engineering and research services	67,205.84
France	COMMISSARIAT A L'ENERGIE ATOMIQUE (CEA)	Engineering and research services	35,078.56
France	DIAGNOSTIC MEDICAL SYSTEMS (DMS)	Medical equipment	82,244.67
France	LANDAUER EUROPE	Laboratory and testing equipment	218,810.33
France	MIRION TECHNOLOGIES (CANBERRA) SAS	Laboratory and testing equipment	123,506.17
France	MIRION TECHNOLOGIES (MGPI) SA	Laboratory and testing equipment	31,200.90
France	OREKA SOLUTIONS	IT and communications equipment	50,483.73
France	POLYSOUDE SAS	Industrial manufacturing machinery	334,078.56
France	QUALIMEDIS	Medical equipment	31,818.18
France	SOGETI HIGH TECH	IT and communications equipment	54,245.79
Germany	AGILENT TECHNOLOGIES SALES & SERVICES GMBI	Laboratory and testing equipment	287,816.26
Germany	AIRBUS DS GEO GMBH	Editorial, design, graphic services	111,111.11
Germany	ALTEC COMPUTERSYSTEME GMBH	Domestic appliances and electronics	42,163.86
Germany	AMETEK GMBH, BUSINESS UNIT CAMECA	Building and maintenance services	129,265.99
Germany	ANALYTIK JENA AG	Laboratory and testing equipment	164,843.38
Germany	AXIELL ALM GERMANY GMBH	IT and communications equipment	159,036.79
Germany	AXIOS SYSTEMS GMBH	IT and communications equipment	86,386.08
Germany	BRUKER OPTIK GMBH	Building and maintenance services	112,008.98
Germany	C3 PROZESS- UND ANALYSENTECHNIK GMBH	Laboratory and testing equipment	41,997.76
Germany	CODECENTRIC AG	IT and communications equipment	56,565.66
Germany	COMPUTOMICS GMBH	Engineering and research services	33,647.59
Germany	DR. NEUMANN ELEKTRONIK GMBH	Laboratory and testing equipment	5,460,802.47
Germany	ECKERT & ZIEGLER BEBIG GMBH	Power generation machinery	45,454.55
Germany	ELEMENTAR ANALYSENSYSTEME GMBH	Laboratory and testing equipment	567,003.37
Germany	ENVINET GMBH	Laboratory and testing equipment	99,187.60
Germany	EUROPEAN COMMISSION - JOINT RESEARCH CENT	Engineering and research services	39,592.37
Germany	FCI	Laboratory and testing equipment	112,008.98
Germany	GAMMA-SERVICE RECYCLING GMBH	Industrial cleaning services	1,989,292.93
Germany	GBS ELEKTRONIK GMBH	Laboratory and testing equipment	323,703.70
Germany	GERADTS GMBH	Laboratory and testing equipment	174,493.27
Germany	IBA DOSIMETRY GMBH	Power generation machinery	121,766.71
Germany	INFRATEC GMBH INFRAROTSENSORIK UND MESST	Medical equipment	78,900.11
Germany	IT-CUBE SYSTEMS GMBH	IT and communications equipment	48,063.97
Germany	ITG ISOTOPE TECHNOLOGIES GARCHING GMBH	Chemicals	115,039.28
Germany	LABSCO LABORATORY SUPPLY COMPANY GMBH8	Laboratory and testing equipment	126,239.39
Germany	LARSEN & TOUBRO INFOTECH LIMITED	Engineering and research services	184,720.54
Germany	LEANIX GMBH	IT and communications equipment	75,139.39
Germany	METASYSTEMS HARD- & SOFTWARE GMBH	Laboratory and testing equipment	123,792.29
Germany	OPEN TEXT SOFTWARE GMBH	IT and communications equipment	117,171.72
Germany	PROMT GMBH	IT and communications equipment	43,771.04
Germany	S-PREP GMBH	Laboratory and testing equipment	61,004.98
Germany	SAPHYMO GMBH	Laboratory and testing equipment	79,422.67
Germany	SCINTOMICS GMBH	Medical equipment	123,022.45
Germany	SIEMENS HEALTHCARE GMBH	Laboratory and testing equipment	419,865.32
Germany	SIEMENS HEALTHCARE GMBH	Medical equipment	2,430,703.38
Germany	SIEMENS HEALTHCARE GMBH	Power generation machinery	121,212.12
Germany	THERMO FISHER SCIENTIFIC MESSTECHNIK GMBH	Laboratory and testing equipment	1,221,915.14
Germany	THERMO FISHER SCIENTIFIC MESSTECHNIK GMBH	Power generation machinery	226,547.60

Location of supplier	Supplier name	Category description	Value (USD)
IAEA continued			
Germany	THOMSEN MESSTECHNIK GMBH	Domestic appliances and electronics	55,117.85
Germany	TQS TECHNICAL QUARTZ SOLUTIONS GMBH	Laboratory and testing equipment	63,131.31
Germany	TÜV RHEINLAND INDUSTRIE SERVICE GMBH	Engineering and research services	78,732.09
Germany	WALDNER LABOREINRICHTUNGEN GMBH UND CO	Building and maintenance services	60,814.81
Ghana	NATIONAL NUCLEAR RESEARCH INSTITUTE	Building and maintenance services	1,737,142.62
Guatemala	PROGRAMA MOSCA DEL MEDITERRANEO - PROGF	Education and training services	35,659.51
Hungary	HORVÁTH AQUA BT.	Laboratory and testing equipment	68,462.40
Hungary	I-MECH MÉRNÖKI, IPARI SZOLGÁLTATÓ KORLÁTOI	Laboratory and testing equipment	70,169.21
Hungary	INSTITUTE OF ISOTOPES CO. LTD.	Power generation machinery	852,974.19
Hungary	MEDISO MEDICAL IMAGING SYSTEMS	Medical equipment	1,740,098.77
Hungary	RADCHEM CO. LTD	Laboratory and testing equipment	144,292.93
Hungary	RADCHEM CO. LTD	Power generation machinery	135,187.43
India	CONSTRUCTION DIAGNOSTIC CENTRE PVT. LTD.	Engineering and research services	59,954.21
India	DATAMATICS GLOBAL SERVICES LTD.	Engineering and research services	5,176,847.64
India	E-ZEST SOLUTIONS LTD.	Engineering and research services	3,567,613.64
India	TECH MAHINDRA LIMITED	Engineering and research services	815,756.45
India	TECH MAHINDRA LIMITED	IT and communications equipment	335,808.08
Indonesia	BADAN PEMERIKSA KEUANGAN REPUBLIK INDON	Management and admin services	232,323.23
Indonesia	PT. ASRI PANCA TEKNIK	Building and maintenance services	32,098.77
Iran (Islamic Republic of)	KASHAN KAVIR HOTEL	Management and admin services	42,941.77
Iran (Islamic Republic of)	PARSIAN AZADI INTERNATIONAL HOTEL	Management and admin services	54,750.76
Ireland	INNOVATIVE INTERFACES GLOBAL LTD	IT and communications equipment	62,848.48
Israel	BIO-BEE SDE ELIYAHU LTD.	Laboratory and testing equipment	188,922.56
Italy	A ZETA MODEL S.A.S.	Laboratory and testing equipment	57,777.78
Italy	ABDUS SALAM INTERNATIONAL CENTRE FOR THE	Education and training services	597,755.33
Italy	ABDUS SALAM INTERNATIONAL CENTRE FOR THE	Politics and civic affairs services	2,445,642.18
Italy	AMPED SRL	IT and communications equipment	44,848.48
Italy	COMECER S.P.A	Laboratory and testing equipment	206,138.05
Italy	COMECER S.P.A	Power generation machinery	164,636.92
Italy	ELSE NUCLEAR SRL	Laboratory and testing equipment	41,301.91
Italy	INOX-FER SRL -FOOD INDUSTRIES EQUIPMENTS	Laboratory and testing equipment	54,377.10
Italy	TEMA SINERGIE S.P.A.	Power generation machinery	514,074.07
Italy	TEST VERITAS SRL	Laboratory and testing equipment	57,951.52
Japan	CHIYODA TECHNOL CORPORATION	Laboratory and testing equipment	227,075.93
Japan	JAPAN ATOMIC INDUSTRIAL FORUM -JAIF-INTERNA	Education and training services	63,976.86
Japan	JAPAN NUCLEAR FUEL LIMITED	Building and maintenance services	104,252.97
Japan	KABUSHIKI KAISHA SEIBUNKAN	Public sector related services	244,860.86
Japan	KURIHALANT CO., LIMITED	Building and maintenance services	103,517.30
Japan	OSAKA UNIVERSITY GRADUATE SCHOOL OF MEDI	Education and training services	63,537.80
Japan	THE INSTITUTE OF APPLIED ENERGY (IAE)	IT and communications equipment	42,273.85
Kenya	EDUCATIONAL SCIENTIFIC & TECHNICAL EQUIPME	Laboratory and testing equipment	315,028.06
Latvia	BALTIC SCIENTIFIC INSTRUMENTS LTD.	Laboratory and testing equipment	188,181.82
Latvia	ZRF RITEC SIA	Laboratory and testing equipment	99,259.26
Luxembourg	DOKUMENTA S.A.	IT and communications equipment	169,203.14
Malaysia	MALAYSIAN NUCLEAR AGENCY	Education and training services	33,482.37
Malaysia	SAFEGUARDS G4S SECURITY SYSTEM SDN BHD	Building and maintenance services	130,864.20
Malaysia	UNITED NATIONS DEVELOPMENT PROGRAM	Engineering and research services	67,831.92
Mexico	CORPORATIVO CREEK, S.A DE C.V	Building and maintenance services	107,727.25
Mexico	INDUSTRIAL MEXICANA, S.A. DE C.V.	Office equipment	64,142.03
Mexico	SECRETARÍA DE AGRICULTURA, GANADERÍA, DESA	Education and training services	70,627.13
Mexico	UNITED NATIONS DEVELOPMENT PROGRAM	Travel, food and lodging	81,902.49
Mexico	VECO S.A. DE C.V.	Building and maintenance services	126,183.01
Monaco	BOSS SECURITE PRIVEE	Engineering and research services	249,391.25
Morocco	REACTING SARL	Laboratory and testing equipment	94,735.13
Morocco	UNITED NATIONS DEVELOPMENT PROGRAM	Engineering and research services	33,271.60
Morocco	UNITED NATIONS DEVELOPMENT PROGRAM	Travel, food and lodging	88,466.63
Netherlands	CIVCO MEDICAL SOLUTIONS	Medical equipment	80,993.92
Netherlands	CIVCO MEDICAL SOLUTIONS	Power generation machinery	68,003.63
Netherlands	ELSEVIER B.V.	Published products	147,956.03
Netherlands	HIGH VOLTAGE ENGINEERING EUROPA B.V.	Laboratory and testing equipment	185,185.19
Netherlands	LIONES BV	Engineering and research services	51,717.17
Netherlands	PORTIVA B.V.	IT and communications equipment	71,149.27
Netherlands	PRICEWATERHOUSECOOPERS ACCOUNTANTS N.V	IT and communications equipment	107,025.81
Netherlands	PRICEWATERHOUSECOOPERS ACCOUNTANTS N.V	Management and admin services	58,529.74
Netherlands	SEASTAR CHEMICALS	Laboratory and testing equipment	98,516.07
Norway	TIND TECHNOLOGIES AS	IT and communications equipment	38,159.37
Pakistan	GEMCOM INTERNATIONAL PVT. LTD	Laboratory and testing equipment	44,713.80
Pakistan	PAK GLORIOUS ENTERPRISES	Laboratory and testing equipment	59,400.67
Pakistan	TECHNOLOGY WINDOWS ENTERPRISE	Building and maintenance services	2,135,175.08
Peru	EL TUMI PERU S.R.L.	Laboratory and testing equipment	157,665.54
Philippines	NATIONAL WATER RESOURCES BOARD	Engineering and research services	69,584.74
Poland	NATIONAL CENTRE FOR NUCLEAR RESEARCH	Engineering and research services	84,736.25
Poland	NATIONAL CENTRE FOR NUCLEAR RESEARCH RAD	Medical equipment	104,046.02
Poland	PRZEDSIEBIORSTWO AUTOMATYZACJI ADK SP. Z C	Power generation machinery	129,320.99
Republic of Korea	KOREA INSTITUTE OF RADIOLOGICAL AND MEDIC	Education and training services	122,053.87
Republic of Korea	KOREA NUCLEAR INTERNATIONAL COOPERATION	Engineering and research services	37,037.04
Russian Federation	ASPECT SCIENTIFIC PRODUCTION CENTER	Laboratory and testing equipment	98,989.90
Russian Federation	FSUE "RADON"	Industrial cleaning services	47,138.05
Russian Federation	JSC DIAKONT	Laboratory and testing equipment	78,350.17
Russian Federation	LABORATORY FOR MICROPARTICLE ANALYSIS (LM	Engineering and research services	45,101.01
Russian Federation	OPEN JOINT STOCK COMPANY OJSC YAFI	Laboratory and testing equipment	50,398.43
Russian Federation	RADEK SCIENTIFIC TECHNICAL CENTRE	Laboratory and testing equipment	41,526.37
Russian Federation	ROSATOM CENTRAL INSTITUTE FOR CONTINUING	Education and training services	43,007.86
Russian Federation	SCIENTIFIC ENGINEERING CENTER "NUCLEAR PHY	Building and maintenance services	44,298.54

Location of supplier	Supplier name	Category description	Value (USD)
IAEA continued			
Senegal	ERIC BRUNO AERODROME DU KALAHARI	Management and admin services	56,386.08
Senegal	MINISTRY OF LIVESTOCK	Engineering and research services	54,994.39
Serbia	PUBLIC COMPANY "NUCLEAR FACILITIES OF SERBI	Politics and civic affairs services	39,573.69
Serbia	VINCA INSTITUTE FOR NUCLEAR SCIENCES	Medical equipment	85,090.91
Singapore	NATIONAL CANCER CENTER	Education and training services	34,144.13
Singapore	PERKINELMER SINGAPORE PTE LTD	Building and maintenance services	70,676.21
Singapore	PERKINELMER SINGAPORE PTE LTD	Laboratory and testing equipment	284,854.10
Singapore	PERKINELMER SINGAPORE PTE LTD	Medical equipment	61,033.11
Slovakia	ABMERIT, S.R.O.	Engineering and research services	165,544.33
Slovakia	AMEC FOSTER WHEELER NUCLEAR SLOVAKIA S.R.(	Power generation machinery	186,195.29
Slovakia	NETWORK OF NUCLEAR ENGINEERING AND ENER	Management and admin services	140,998.88
Slovakia	SCIENTICA, S.R.O.	Laboratory and testing equipment	123,142.59
Slovakia	TECHMART S.R.O.	Laboratory and testing equipment	231,649.83
South Africa	AEC AMERSHAM SOC LTD	Medical equipment	30,020.20
South Africa	NATIONAL NUCLEAR REGULATOR	Politics and civic affairs services	36,806.96
South Africa	NECSA - THE SOUTH AFRICAN NUCLEAR ENERGY (	Engineering and research services	57,455.56
South Africa	NECSA - THE SOUTH AFRICAN NUCLEAR ENERGY (	Industrial cleaning services	36,333.97
South Africa	SCHOOL OF CLINICAL MEDICINE; UNIVERSITY OF T	Engineering and research services	34,792.37
South Africa	THE SOUTH AFRICAN NUCLEAR ENERGY CORPORA	Engineering and research services	716,583.75
Spain	AUTEK INGENIERIA S.L.	IT and communications equipment	133,874.30
Spain	ELECTRONICA ARA S.L.	Laboratory and testing equipment	63,719.79
Spain	FUNDACION LEONARDO TORRES QUEVEDO	Engineering and research services	38,406.29
Spain	RADITEL SERVEIS I SUBMINISTRAMENTS TECNOLÒ	Laboratory and testing equipment	265,993.27
Sri Lanka	UNITED NATIONS DEVELOPMENT PROGRAM	Engineering and research services	33,577.41
Sweden	ANSYS SWEDEN AB	IT and communications equipment	62,464.69
Sweden	FACILIA AB	IT and communications equipment	101,010.10
Switzerland	AON SCHWEIZ AG	Management and admin services	65,095.40
Switzerland	ARX IT CONSULTING SA	Editorial, design, graphic services	32,547.70
Switzerland	INTERNATIONAL LABOUR OFFICE GENEVA	Politics and civic affairs services	85,195.61
Switzerland	MYLEARNINGBOUTIQUE SARL	Management and admin services	75,003.37
Switzerland	UNITED NATIONS INTERNATIONAL COMPUTING C	Building and maintenance services	1,608,611.31
Switzerland	UNITED NATIONS INTERNATIONAL COMPUTING C	Management and admin services	61,672.73
Switzerland	UNITED NATIONS OFFICE AT GENEVA	Politics and civic affairs services	71,304.26
Switzerland	VARIAN MEDICAL SYSTEMS INTERNATIONAL AG	Building and maintenance services	56,116.72
Switzerland	VARIAN MEDICAL SYSTEMS INTERNATIONAL AG	Education and training services	39,844.00
Switzerland	VARIAN MEDICAL SYSTEMS INTERNATIONAL AG	Medical equipment	165,630.75
Thailand	BUREAU OF QUALITY CONTROL OF LIVESTOCK PR	Engineering and research services	41,609.82
The former Yugoslav Republic of Macedonia	GOCE DELCEV UNIVERSITY - STIP	IT and communications equipment	157,126.82
Tunisia	UNITED NATIONS DEVELOPMENT PROGRAM	Engineering and research services	40,021.91
Turkey	ANKARA UNIVERSITY INSTITUTE OF NUCLEAR SCIE	Engineering and research services	71,268.24
Ukraine	ATOM KOMPLEX PRYLAD	Laboratory and testing equipment	67,729.52
Ukraine	INTELLECTUAL TECHNOLOGIES-SLAVUTICH LLC	IT and communications equipment	33,602.69
United Arab Emirates	EMIRATES NUCLEAR ENERGY CORPORATION (ENE	Building and maintenance services	56,116.72
United Kingdom of Great Britain and Northern Ireland	4SECURE LIMITED	IT and communications equipment	75,337.87
United Kingdom of Great Britain and Northern Ireland	AMETEK ADVANCED MEASUREMENT TECHNOLOG	Laboratory and testing equipment	792,383.84
United Kingdom of Great Britain and Northern Ireland	AQUILA NUCLEAR ENGINEERING LTD	Power generation machinery	226,687.70
United Kingdom of Great Britain and Northern Ireland	BYG SYSTEMS LTD.	Building and maintenance services	102,497.19
United Kingdom of Great Britain and Northern Ireland	BYG SYSTEMS LTD.	IT and communications equipment	120,136.92
United Kingdom of Great Britain and Northern Ireland	BYG SYSTEMS LTD.	Management and admin services	61,863.08
United Kingdom of Great Britain and Northern Ireland	CAVENDISH NUCLEAR LTD	IT and communications equipment	30,309.08
United Kingdom of Great Britain and Northern Ireland	CREATE TECHNOLOGIES LIMITED	IT and communications equipment	165,432.13
United Kingdom of Great Britain and Northern Ireland	ELSEVIER EMEA	Published products	154,925.93
United Kingdom of Great Britain and Northern Ireland	EXPRODAT CONSULTING LTD	Editorial, design, graphic services	343,434.34
United Kingdom of Great Britain and Northern Ireland	FITCH SOLUTION LTD	IT and communications equipment	53,535.35
United Kingdom of Great Britain and Northern Ireland	GLOBAL DATA LTD	Published products	57,630.49
United Kingdom of Great Britain and Northern Ireland	KING'S COLLEGE LONDON (CENTRE FOR SCIENCE	Engineering and research services	57,895.62
United Kingdom of Great Britain and Northern Ireland	KINGS COLLEGE LONDON	Engineering and research services	102,132.44
United Kingdom of Great Britain and Northern Ireland	KURT J. LESKER COMPANY LTD.	Engineering and research services	104,638.07
United Kingdom of Great Britain and Northern Ireland	MALVERN INSTRUMENTS LTD.	Laboratory and testing equipment	41,253.65
United Kingdom of Great Britain and Northern Ireland	MARSH LTD	Engineering and research services	30,029.06
United Kingdom of Great Britain and Northern Ireland	MARSH LTD	Financial and insurance services	79,571.69
United Kingdom of Great Britain and Northern Ireland	MIRION TECHNOLOGIES IST	Building and maintenance services	114,435.47
United Kingdom of Great Britain and Northern Ireland	MIRION TECHNOLOGIES IST	Laboratory and testing equipment	112,738.66
United Kingdom of Great Britain and Northern Ireland	NOETIX UK LTD	IT and communications equipment	43,812.79
United Kingdom of Great Britain and Northern Ireland	NORTHERN MARINE POWER LIMITED	Building and maintenance services	172,446.62
United Kingdom of Great Britain and Northern Ireland	OXFORD INSTRUMENTS INDUSTRIAL PRODUCTS L	Laboratory and testing equipment	76,001.12
United Kingdom of Great Britain and Northern Ireland	PALANTIR TECHNOLOGIES, INC	IT and communications equipment	1,058,361.39
United Kingdom of Great Britain and Northern Ireland	QA LTD	Education and training services	34,957.41
United Kingdom of Great Britain and Northern Ireland	RADDEC INTERNATIONAL LTD	Power generation machinery	62,727.27
United Kingdom of Great Britain and Northern Ireland	RPS SERVICE LTD	Laboratory and testing equipment	125,701.46
United Kingdom of Great Britain and Northern Ireland	SCOTTISH UNIVERSITIES ENVIRONMENTAL RESEA	Engineering and research services	33,670.03
United Kingdom of Great Britain and Northern Ireland	SOLO CONTAINMENT LIMITED	Laboratory and testing equipment	34,327.72
United Kingdom of Great Britain and Northern Ireland	SPECIAL CONTINGENCY RISKS LIMITED	Financial and insurance services	615,944.42
United Kingdom of Great Britain and Northern Ireland	TAVCOM LTD.	Engineering and research services	163,692.48
United Kingdom of Great Britain and Northern Ireland	THE CORPORATE EXECUTIVE BOARD COMPANY	Engineering and research services	65,768.80
United Kingdom of Great Britain and Northern Ireland	WILLIS LIMITED	Financial and insurance services	123,601.29
United Kingdom of Great Britain and Northern Ireland	WIRAC AUTOMATION LTD	Laboratory and testing equipment	67,093.15
United Kingdom of Great Britain and Northern Ireland	WORLD NUCLEAR ASSOCIATION WNA-WORLD NU	Engineering and research services	39,336.51
United Kingdom of Great Britain and Northern Ireland	ZENSAR TECHNOLOGIES UK LTD	Engineering and research services	4,017,233.44
United Republic of Tanzania	BUGANDO MEDICAL CENTRE	Politics and civic affairs services	53,535.65
United States of America	ABB INC. - LOS GATOS RESEARCH	Engineering and research services	245,414.37
United States of America	AIR FORCE TECHNICAL APPLICATIONS CENTER	Engineering and research services	613,806.96
United States of America	AMERICAN SOCIETY OF NUCLEAR CARDIOLOGY (A	Public sector related services	33,670.03
United States of America	ANKURA CONSULTING GROUP, LLC	Management and admin services	134,680.13

Location of supplier	Supplier name	Category description	Value (USD)
IAEA continued			
United States of America	BIODEX MEDICAL SYSTEMS, INC.	Medical equipment	61,619.00
United States of America	CAMBRIDGE ISOTOPE LABS., INC.	Laboratory and testing equipment	34,688.02
United States of America	CARBON BLACK, INC.	IT and communications equipment	398,069.58
United States of America	CCL INDUSTRIES, INC.	Laboratory and testing equipment	51,683.50
United States of America	CHARM SCIENCES, INC.	Laboratory and testing equipment	177,846.60
United States of America	CIRS - COMPUTERIZED IMAGING REFERENCE SYST	Laboratory and testing equipment	31,628.01
United States of America	CLARIVATE ANALYTICS (US) LLC	Published products	47,722.21
United States of America	DIGITALGLOBE INC.	Editorial, design, graphic services	344,494.95
United States of America	ENVIRONMENTAL SYSTEMS RESEARCH INSTITUTE,	IT and communications equipment	41,244.10
United States of America	GOLDEN SECURITY SERVICES LLC	Building and maintenance services	190,549.88
United States of America	GOLDER ASSOCIATES INC	IT and communications equipment	31,425.36
United States of America	HOPEWELL DESIGNS INC	Building and maintenance services	36,882.60
United States of America	HOPEWELL DESIGNS INC	Laboratory and testing equipment	374,099.89
United States of America	HOPEWELL DESIGNS INC	Power generation machinery	368,440.07
United States of America	INSTRUMENTAL SOFTWARE TECHNOLOGIES, INC.	IT and communications equipment	245,514.03
United States of America	INTERNATIONAL ISOTOPES INC.	Industrial cleaning services	1,114,187.43
United States of America	LINDE ELECTRONICS AND SPECIALTY GASES, A DIV	Laboratory and testing equipment	104,854.84
United States of America	LND INC.	Laboratory and testing equipment	33,108.87
United States of America	MASSACHUSETTS GENERAL HOSPITAL	Education and training services	43,771.04
United States of America	NATIONAL ELECTROSTATICS CORP.	Laboratory and testing equipment	358,383.84
United States of America	OVERWATCH SYSTEMS, LTD.	Education and training services	31,060.97
United States of America	OVERWATCH SYSTEMS, LTD.	IT and communications equipment	69,013.13
United States of America	PDT - PRECISION DATA TECHNOLOGY INC.	Office equipment	74,130.19
United States of America	PICARRO INC	Laboratory and testing equipment	106,380.47
United States of America	QUAESTA INSTRUMENTS, LLC	Domestic appliances and electronics	57,239.06
United States of America	RADIOLOGY SUPPORT DEVICES, INC	Power generation machinery	31,218.72
United States of America	REUTER-STOKES LLC	Laboratory and testing equipment	158,812.99
United States of America	TEXAS A&M UNIVERSITY (TAMU); TEXAS ENGINEER	Education and training services	59,388.55
United States of America	THE NAISSOS GROUP, LLC	Public sector related services	31,986.53
United States of America	THE UNIVERSITY OF TEXAS; M.D.ANDERSON CANC	Engineering and research services	33,670.03
United States of America	UNITED NATIONS	IT and communications equipment	142,251.60
United States of America	UNITED NATIONS	Politics and civic affairs services	719,801.52
United States of America	UNITED NATIONS CONSORTIUM	Published products	207,113.51
United States of America	URS FEDERAL SERVICES, INC.	Building and maintenance services	134,369.25
United States of America	URS FEDERAL SERVICES, INC.	Engineering and research services	293,700.47
United States of America	URS FEDERAL SERVICES, INC.	Management and admin services	1,541,046.35
United States of America	UT-BATTELLE, LLC	Engineering and research services	97,788.66
Uzbekistan	ENERGY PROGRESS METALL LTD	Power generation machinery	267,528.62
Viet Nam	NATIONAL CANCER INSTITUTE - VIETNAM	Building and maintenance services	206,277.99
Viet Nam	PLANT PROTECTION RESEARCH INSTITUTE	Politics and civic affairs services	32,284.26
Zambia	UNITED NATIONS DEVELOPMENT PROGRAM	Engineering and research services	108,212.46
IFAD			
Arab Countries	UNITED NATION DEVELOPMENT PROGRAMME	Management and admin services	1,998.00
Arab Countries	UNITED NATION DEVELOPMENT PROGRAMME	Public order and security services	16,645.00
Arab Countries	UNITED NATION DEVELOPMENT PROGRAMME	Public sector related services	22,872.00
Argentina	FUNDAPAZ FUNDACION PARA EL DESAROLLO	Politics and civic affairs services	40,000.00
Argentina	SHERATON MENDOZA HOTEL	Travel, food and lodging	75,335.80
Belgium	CIGNA INTERNATIONAL HEALTH SERVICES BVBA	Financial and insurance services	322,811.63
Belgium	KANTAR BELGIUM	Management and admin services	367,554.55
Belgium	S.W.I.F.T. SCRL	Financial and insurance services	132,476.89
Bolivia (Plurinational State of)	CIES INTERNACIONAL SRL	Management and admin services	276,000.00
Burkina Faso	UNDP BURKINA FASO	Domestic appliances and electronics	2,000.00
Burkina Faso	UNDP BURKINA FASO	Engineering and research services	5,000.00
Burkina Faso	UNDP BURKINA FASO	Financial and insurance services	2,500.00
Burkina Faso	UNDP BURKINA FASO	Office equipment	5,000.00
Burkina Faso	UNDP BURKINA FASO	Politics and civic affairs services	18,400.00
Burkina Faso	UNDP BURKINA FASO	Transportation, storage, mail services	7,500.00
Burkina Faso	UNDP BURKINA FASO	Travel, food and lodging	500.00
Burundi	ICO BURUNDI - FAO	Building and maintenance services	32,000.00
Burundi	ICO BURUNDI - FAO	Politics and civic affairs services	3,700.00
Cameroon	CENTRE POUR L ENVIRONNEMENT ET LE	Organizations and clubs	50,000.00
Cameroon	CIBLE SARL	Management and admin services	120,961.93
Cameroon	UNDP CAMEROON	Engineering and research services	20,200.00
Cameroon	UNDP CAMEROON	Management and admin services	43,263.00
Cameroon	UNDP CAMEROON	Office equipment	9,500.00
Cameroon	UNDP CAMEROON	Politics and civic affairs services	7,000.00
Cameroon	UNDP CAMEROON	Public order and security services	17,250.00
Cameroon	UNDP CAMEROON	Public sector related services	24,100.00
Chile	CORPORACION DE DERECHO PRIVADO RIMISP	Politics and civic affairs services	40,000.00
Colombia	CENTRO INTERN.DE AGRIC. TROPICAL - CIAT	Politics and civic affairs services	107,667.42
Colombia	INTERNATIONAL CENTER FOR TROPICAL	Organizations and clubs	35,000.00
Colombia	INTERNATIONAL CENTER FOR TROPICAL	Politics and civic affairs services	50,000.00
Congo	ICO CONGO - UNDP	Engineering and research services	8,439.00
Congo	ICO CONGO - UNDP	Management and admin services	21,812.00
Congo	ICO CONGO - UNDP	Public order and security services	768.00
Democratic Republic of the Congo	UNDP DR CONGO	Engineering and research services	15,281.00
Democratic Republic of the Congo	UNDP DR CONGO	Management and admin services	49,661.00
Democratic Republic of the Congo	UNDP DR CONGO	Politics and civic affairs services	9,566.00
Democratic Republic of the Congo	UNDP DR CONGO	Public order and security services	4,400.00
Democratic Republic of the Congo	UNDP DR CONGO	Public sector related services	20,686.00
Denmark	UNOPS	Motor vehicles and parts	140,497.66
Dominican Republic	NAME WITHHELD FOR SECURITY REASONS	Management and admin services	40,078.92
Ethiopia	ILRI ETHIOPIA	Engineering and research services	10,800.00
Ethiopia	ILRI ETHIOPIA	Management and admin services	40,338.36

Location of supplier	Supplier name	Category description	Value (USD)
IFAD continued			
Ethiopia	ILRI ETHIOPIA	Public sector related services	7,670.75
France	CENTRE DE COOPERATION INTERNATIONALE	Management and admin services	36,000.00
France	CENTRE DE COOPERATION INTERNATIONALE	Organizations and clubs	49,000.00
France	CENTRE DE COOPERATION INTERNATIONALE	Politics and civic affairs services	106,348.79
France	INSTITUT DE RECHERCHES ET D APPLICATIONS	Politics and civic affairs services	49,000.00
France	RED MANGROVE DEVELOPMENT ADVISORS SARL	Engineering and research services	44,910.00
Germany	DEUTSCHEGESELLSCHAFT FUER INTERNATIONALE	Politics and civic affairs services	112,739.58
Germany	INFOM CONSULTING GMBH	Management and admin services	779,306.66
Germany	INTEREL DEUTSCHLAND GMBH	Management and admin services	68,545.66
Germany	LIFERAY GMBH	Engineering and research services	31,144.31
Guatemala	UNDP REPRESENTATIVE IN GUATEMALA	Engineering and research services	820.00
Guatemala	UNDP REPRESENTATIVE IN GUATEMALA	Management and admin services	32,792.00
Guatemala	UNDP REPRESENTATIVE IN GUATEMALA	Public order and security services	3,855.00
Guatemala	UNDP REPRESENTATIVE IN GUATEMALA	Public sector related services	19,165.00
India	DATAMATICS GLOBAL SERVICES LTD	Management and admin services	43,900.79
India	WORLD FOOD PROGRAMME INDIA	Building and maintenance services	34,315.00
India	WORLD FOOD PROGRAMME INDIA	Engineering and research services	6,855.00
India	WORLD FOOD PROGRAMME INDIA	Management and admin services	24,080.00
India	WORLD FOOD PROGRAMME INDIA	Office equipment	2,000.00
India	WORLD FOOD PROGRAMME INDIA	Politics and civic affairs services	5,412.00
India	WORLD FOOD PROGRAMME INDIA	Public order and security services	7,500.00
India	WORLD FOOD PROGRAMME INDIA	Public sector related services	13,000.00
Indonesia	ICO INDONESIA - UNDP	Building and maintenance services	37,851.00
Indonesia	ICO INDONESIA - UNDP	Management and admin services	35,290.00
Indonesia	ICO INDONESIA - UNDP	Public order and security services	23,137.00
Indonesia	ICO INDONESIA - UNDP	Public sector related services	13,903.00
Italy	AIRONSTAND SRL	Furniture	31,679.82
Italy	AIRONSTAND SRL	Transportation, storage, mail services	1,578.35
Italy	ALPERIA ENERGY SRL GMBH	Public sector related services	502,169.61
Italy	AYNO VIDEOCONFERENZE SRL	Management and admin services	50,710.28
Italy	AYNO VIDEOCONFERENZE SRL	Printing, photo and AV equipment	195,763.25
Italy	AZIENDA MUNICIPALE AMBIENTE AMA	Industrial cleaning services	211,696.73
Italy	BUSINESS NETWORK BUILDERS SRL	Engineering and research services	80,811.72
Italy	BUSINESS NETWORK BUILDERS SRL	Management and admin services	402,987.61
Italy	CAMPUS SRL	Engineering and research services	8,184.89
Italy	CAMPUS SRL	Furniture	3,314.54
Italy	CAMPUS SRL	IT and communications equipment	32,080.04
Italy	CAMPUS SRL	Printing, photo and AV equipment	19,782.41
Italy	CAMPUS SRL	Public order and security services	41,815.11
Italy	CARLSONWAGONLIT ITALIA SRL	Travel, food and lodging	89,117.35
Italy	COLT TECHNOLOGY SERVICES S.P.A.	Engineering and research services	94,836.52
Italy	DALLA VEDOVA RICCARDO	Management and admin services	40,155.31
Italy	DELOITTE AND TOUCHE	Financial and insurance services	147,688.84
Italy	DHL EXPRESS (ITALY) S.R.L.	Transportation, storage, mail services	80,496.05
Italy	DIMENSION DATA ITALIA SRL	Engineering and research services	56,922.21
Italy	EDISCO SRL	Management and admin services	135,287.48
Italy	FAO GENERAL FUND USD	Healthcare services	112,000.00
Italy	FAO GENERAL FUND USD	Management and admin services	1,763,592.02
Italy	FAO GENERAL FUND USD	Politics and civic affairs services	90,000.00
Italy	FAO TRUST FUND (USD)	Public order and security services	8,524.46
Italy	FAO TRUST FUND (USD)	Public sector related services	22,972.74
Italy	GEMMO SPA	Building and maintenance services	397,221.99
Italy	IBM ITALIA SPA	Engineering and research services	1,290,220.00
Italy	LANGIANO ELENA	Management and admin services	30,439.68
Italy	LATTANZIO ADVISORY SPA	Management and admin services	258,744.08
Italy	MARSH SPA	Financial and insurance services	47,350.62
Italy	MERLO SPA	Building and maintenance services	18,151.07
Italy	MERLO SPA	Furniture	32,919.95
Italy	MERLO SPA	Transportation, storage, mail services	789.18
Italy	MERLO SPA	Travel, food and lodging	411,499.43
Italy	MICROSOFT SRL	Engineering and research services	106,786.92
Italy	MITEL ITALIA SPA	Engineering and research services	32,525.37
Italy	NETCOM SRL	Engineering and research services	41,852.87
Italy	ORACLE ITALIA SRL	Engineering and research services	1,048,861.88
Italy	ORACLE ITALIA SRL	Management and admin services	140,051.86
Italy	PRELIOS SGR S.P.A. FONDO ANASTASIA	Management and admin services	7,766,638.31
Italy	RICOH ITALIA SRL	Management and admin services	191,505.62
Italy	SAGAD SRL	Building and maintenance services	142,512.21
Italy	SAGAD SRL	Industrial cleaning services	448,119.12
Italy	SECURITY SERVICE	Public order and security services	942,050.24
Italy	STV GROUP SCARL	Engineering and research services	33,652.76
Italy	STV GROUP SCARL	Management and admin services	106,538.90
Italy	SUISSEGAS ITALIA SPA	Public sector related services	37,204.06
Italy	TEAM OFFICE SRL	Electronic components	16,728.30
Italy	TEAM OFFICE SRL	Engineering and research services	20,952.65
Italy	TEAM OFFICE SRL	IT and communications equipment	50,223.20
Italy	TEAM OFFICE SRL	Printing, photo and AV equipment	49,441.94
Italy	TEAM OFFICE SRL	Transportation, storage, mail services	10,710.26
Italy	TIM	Engineering and research services	311,158.47
Italy	TROTTA BUS SERVICE SPA	Transportation, storage, mail services	51,366.40
Italy	U PANARIDD	Travel, food and lodging	37,767.76
Italy	UN WORLD FOOD PROGRAMME	Management and admin services	146,600.00
Italy	UN WORLD FOOD PROGRAMME	Politics and civic affairs services	6,560.00
Italy	UN WORLD FOOD PROGRAMME	Public sector related services	58,000.00

Location of supplier	Supplier name	Category description	Value (USD)
IFAD continued			
Italy	UNITED NATIONS SYSTEM STAFF COLLEGE	Management and admin services	32,899.00
Italy	UNITED NATIONS SYSTEM STAFF COLLEGE	Politics and civic affairs services	264,000.00
Italy	XEROX S.P.A.	Editorial, design, graphic services	202,931.23
Japan	NISSAN TRADING CO LTD	Financial and insurance services	8,479.71
Japan	NISSAN TRADING CO LTD	Motor vehicles and parts	50,159.61
Japan	NISSAN TRADING CO LTD	Office equipment	4,781.10
Kenya	ENVIRONMENTAL LIAISON CENTRE INTL	Management and admin services	77,340.00
Kenya	ENVIRONMENTAL LIAISON CENTRE INTL	Politics and civic affairs services	42,207.45
Kenya	GEOENG SYSTEMS LTD	Engineering and research services	96,871.00
Kenya	INTERNATIONAL CENTRE FOR RESEARCH IN	Politics and civic affairs services	40,000.00
Kenya	RESEARCH SOLUTIONS AFRICA LTD	Management and admin services	257,849.00
Kenya	UNON GAINS ACCOUNT	Engineering and research services	20,864.00
Kenya	UNON GAINS ACCOUNT	Management and admin services	72,158.00
Kenya	UNON GAINS ACCOUNT	Politics and civic affairs services	61,000.00
Kenya	UNON GAINS ACCOUNT	Public order and security services	592.00
Kenya	UNON GAINS ACCOUNT	Public sector related services	76,528.00
Kyrgyzstan	COMMUNITY DEVELOPMENT ALLIANCE	Politics and civic affairs services	66,424.00
Madagascar	ICO MADAGASCAR FAO	Politics and civic affairs services	13,520.25
Madagascar	ICO MADAGASCAR FAO	Public sector related services	21,682.75
Mali	UNDP MALI	Engineering and research services	1,650.00
Mali	UNDP MALI	Management and admin services	2,000.00
Mali	UNDP MALI	Office equipment	2,250.00
Mali	UNDP MALI	Politics and civic affairs services	9,600.00
Mali	UNDP MALI	Public order and security services	1,000.00
Mali	UNDP MALI	Public sector related services	7,000.00
Mali	UNDP MALI	Transportation, storage, mail services	6,500.00
Mexico	CENTRO DE INVESTIGACION Y DOCENCIA	Politics and civic affairs services	55,000.00
Mozambique	ICO MOZAMBIQUE - FAO	Management and admin services	92,400.00
Mozambique	ICO MOZAMBIQUE - FAO	Politics and civic affairs services	16,200.00
Mozambique	ICO MOZAMBIQUE - FAO	Public sector related services	60,800.00
Netherlands	MDF TRAINING AND CONSULTANCY BV	Education and training services	95,574.98
Netherlands	MDF TRANING AND CONSULTANCY	Management and admin services	94,500.00
Netherlands	RED CROSS CLIMATE CENTRE	Management and admin services	30,000.00
Netherlands	ROYAL TROPICAL INSTITUTE(KIT)	Politics and civic affairs services	168,560.32
Pakistan	ICO PAKISTAN - FAO	Engineering and research services	3,060.00
Pakistan	ICO PAKISTAN - FAO	Management and admin services	2,040.00
Pakistan	ICO PAKISTAN - FAO	Public order and security services	16,320.00
Pakistan	ICO PAKISTAN - FAO	Public sector related services	11,424.00
Peru	CENTRO PERUANO DE ESTUDIOS SOCIALES	Management and admin services	87,622.00
Peru	IFAD PERU COUNTRY OFFICE	Building and maintenance services	35,700.00
Peru	IFAD PERU COUNTRY OFFICE	Engineering and research services	9,700.00
Peru	IFAD PERU COUNTRY OFFICE	Management and admin services	3,200.00
Peru	IFAD PERU COUNTRY OFFICE	Office equipment	4,700.00
Peru	IFAD PERU COUNTRY OFFICE	Politics and civic affairs services	5,600.00
Peru	IFAD PERU COUNTRY OFFICE	Public sector related services	11,000.00
Philippines	ASIAN DEVELOPMENT BANK CONTR	Management and admin services	36,000.00
Philippines	ASIAN FARMERS ASSOCIATION FOR	Management and admin services	40,000.00
Philippines	ASIAN FARMERS ASSOCIATION FOR	Organizations and clubs	30,000.00
Philippines	SEAMEO-SEARCA	Engineering and research services	143,992.00
Rwanda	ICO RWANDA - FAO	Politics and civic affairs services	20,450.00
Rwanda	ICO RWANDA - FAO	Public sector related services	28,500.00
Rwanda	UNION FEMININE CHETIENNE DU RWANDA UCF/	Politics and civic affairs services	36,000.00
Senegal	TNS RMS SENEGAL	Engineering and research services	56,056.37
Senegal	UNDP SENEGAL	Building and maintenance services	35,000.00
Senegal	UNDP SENEGAL	Engineering and research services	8,000.00
Senegal	UNDP SENEGAL	Management and admin services	6,000.00
Senegal	UNDP SENEGAL	Office equipment	15,000.00
Senegal	UNDP SENEGAL	Politics and civic affairs services	25,000.01
Senegal	UNDP SENEGAL	Public order and security services	650.00
Senegal	UNDP SENEGAL	Transportation, storage, mail services	17,000.00
Senegal	UNIVERSITE CHEIKH ANTA DIOP DE DAKAR	Education and training services	49,675.00
Sierra Leone	ICO SIERRA LEONE - FAO	Building and maintenance services	97,000.00
Spain	CEIGRAM	Organizations and clubs	49,673.00
Sweden	M-TRUST LEADERSHIP	Management and admin services	185,224.05
Switzerland	INTERNATIONAL COMPUTING CENTRE ICC	Engineering and research services	2,327,703.00
Switzerland	INTERNATIONAL COMPUTING CENTRE ICC	Politics and civic affairs services	641,061.00
Switzerland	INTERNATIONAL LABOUR OFFICE	Politics and civic affairs services	45,000.00
Switzerland	LGT CAPITAL MANAGEMENT LTD	Financial and insurance services	280,000.00
Turkey	UNDP TURKEY COUNTRY OFFICE	Building and maintenance services	90,000.00
Uganda	COLLEGE OF AGRICULTURA AND ENVIRONMENT	Education and training services	42,575.00
Uganda	KPMG	Management and admin services	67,643.74
Uganda	UNITED NATIONS DEVELOPMENT PROGRAMME	Building and maintenance services	47,000.00
Uganda	UNITED NATIONS DEVELOPMENT PROGRAMME	Politics and civic affairs services	38,423.51
Uganda	YIELD FUND LTD	Politics and civic affairs services	2,818,489.29
United Arab Emirates	UN WFP DUBAI	Domestic appliances and electronics	48,738.90
United Arab Emirates	UN WFP DUBAI	Engineering and research services	7,458.46
United Kingdom of Great Britain and Northern Ireland	BLOOMBERG L.P.	Financial and insurance services	201,750.00
United Kingdom of Great Britain and Northern Ireland	CEDAR CONSULTING UK LTD	Management and admin services	37,609.92
United Kingdom of Great Britain and Northern Ireland	CMGRP UK LIMITED	Management and admin services	135,000.00
United Kingdom of Great Britain and Northern Ireland	ECONOMIC DEVELOPMENT INIT LTD	Management and admin services	47,960.00
United Kingdom of Great Britain and Northern Ireland	INTERNATIONAL INSTITUTE FOR ENVIRONMENT	Politics and civic affairs services	47,036.08
United Kingdom of Great Britain and Northern Ireland	LEARNING TREE INTERNATIONAL LTD	Education and training services	91,084.56
United Kingdom of Great Britain and Northern Ireland	MICROSOFT TECH. IRELAND OPERATIONS LTD	Engineering and research services	230,667.23
United Kingdom of Great Britain and Northern Ireland	MOODY S ANALYTICS UK LIMITED	Financial and insurance services	63,000.00

Location of supplier	Supplier name	Category description	Value (USD)
IFAD continued			
United Kingdom of Great Britain and Northern Ireland	NAME WITHHELD FOR SECURITY REASONS	Management and admin services	264,327.39
United Kingdom of Great Britain and Northern Ireland	NOMURA ASSET MANAGEMENT U.K. LIMITED	Financial and insurance services	153,000.00
United Kingdom of Great Britain and Northern Ireland	OTT CONSULTING LTD	Management and admin services	65,180.00
United Kingdom of Great Britain and Northern Ireland	OXFORD HR CONSULTANTS LTD	Politics and civic affairs services	179,020.74
United Kingdom of Great Britain and Northern Ireland	SKILLSEARCH LIMITED	Engineering and research services	64,081.17
United Kingdom of Great Britain and Northern Ireland	SKILLSEARCH LIMITED	Management and admin services	771,260.45
United Kingdom of Great Britain and Northern Ireland	SPECIAL CONTINGENCY RISKS LTD	Financial and insurance services	352,804.00
United Kingdom of Great Britain and Northern Ireland	SQUARE ONE RESOURCES LTD	Management and admin services	347,456.59
United Republic of Tanzania	UNDP TANZANIA	Building and maintenance services	83,842.00
United Republic of Tanzania	UNDP TANZANIA	Engineering and research services	2,309.00
United Republic of Tanzania	UNDP TANZANIA	Management and admin services	67,691.00
United Republic of Tanzania	UNDP TANZANIA	Politics and civic affairs services	41,731.00
United Republic of Tanzania	UNDP TANZANIA	Public order and security services	14,792.00
United States of America	CENTENNIAL GROUP HOLDINGS LLC	Editorial, design, graphic services	125,000.00
United States of America	CULINART INC	Travel, food and lodging	265,999.97
United States of America	D3 SYSTEMS INC	Engineering and research services	228,250.00
United States of America	EMERGING MARKETS FORUM	Organizations and clubs	30,000.00
United States of America	ENCOMPASS LLC	Education and training services	62,444.00
United States of America	GLOBAL DEVELOPMENT INCUBATOR	Politics and civic affairs services	94,725.00
United States of America	HUMANITARIAN RESOURCES GROUP	Engineering and research services	40,000.00
United States of America	INTERNATIONAL BANK FOR RECONSTRUCTION	Management and admin services	86,135.40
United States of America	INTERNATIONAL BANK FOR RECONSTRUCTION	Politics and civic affairs services	229,789.55
United States of America	INTERNATIONAL BANK RECOSTR DEVELOPMENT	Management and admin services	30,000.00
United States of America	INTERNATIONAL BANK RECOSTR DEVELOPMENT	Politics and civic affairs services	30,164.00
United States of America	INTERNATIONAL FOOD POLICY RESEARCH INST.	Organizations and clubs	110,060.00
United States of America	NAMATI INC	Management and admin services	50,000.00
United States of America	PAYDEN AND RYGEL	Financial and insurance services	666,485.00
United States of America	PLANSON INTERNATIONAL CORP	IT and communications equipment	519,408.00
United States of America	THE BROOKINGS INSTITUTION	Politics and civic affairs services	50,000.00
United States of America	UNDP CONTRIBUTIONS ACCOUNT	Politics and civic affairs services	700,360.00
United States of America	UNNY	Management and admin services	144,290.00
United States of America	UNNY	Politics and civic affairs services	50,000.00
United States of America	WORLD BANK	Politics and civic affairs services	68,281.00
United States of America	WORLD RESOURCES INSTITUTE	Organizations and clubs	50,000.00
Uzbekistan	IKS CONSULTING SERVICES	Editorial, design, graphic services	50,000.00
Viet Nam	THE SERVICE DEPART. FOR THE DIPLOM.CORPS	Management and admin services	31,550.00
Zambia	WFP ZAMBIA LUSAKA IMPREST ACCOUNT	Engineering and research services	9,597.00
Zambia	WFP ZAMBIA LUSAKA IMPREST ACCOUNT	Management and admin services	23,174.00
Zambia	WFP ZAMBIA LUSAKA IMPREST ACCOUNT	Paper materials and products	4,752.00
Zambia	WFP ZAMBIA LUSAKA IMPREST ACCOUNT	Politics and civic affairs services	40,895.00
Zambia	WFP ZAMBIA LUSAKA IMPREST ACCOUNT	Public sector related services	27,093.00
ILO			
Afghanistan	CTG GLOBAL LIMITED (JLT BRANCH)	Management and admin services	32,560.54
Afghanistan	HAJI MOHAMMAD BALKHI JINN PRESS (HMBJP) CC	Management and admin services	34,300.00
Afghanistan	UNITED NATIONS OFFICE FOR PROJECT SERVICES	Management and admin services	176,142.77
Algeria	UNSPECIFIED VENDOR	Building and maintenance services	271,454.66
Algeria	UNSPECIFIED VENDOR	Editorial, design, graphic services	62,845.13
Algeria	UNSPECIFIED VENDOR	Engineering and research services	31,828.76
Algeria	UNSPECIFIED VENDOR	Fuels and lubricants etc.	176,924.87
Algeria	UNSPECIFIED VENDOR	Management and admin services	701,143.06
Algeria	UNSPECIFIED VENDOR	Public order and security services	30,869.62
Algeria	UNSPECIFIED VENDOR	Travel, food and lodging	1,214,931.13
Arab Countries	NEW SOFT FOR PROGRAMMING AND INFORMATI(	Management and admin services	47,000.00
Arab Countries	SOCIAL SECURITY CORPORATION	Politics and civic affairs services	500,000.00
Arab Countries	STATE OF PALESTINE ECONOMIC POLICY RESEARC	Politics and civic affairs services	45,000.00
Argentina	CONSORCIO DE PROPIETARIOS EDIFICIO CORDOB	Management and admin services	33,486.00
Argentina	EQUINOXE S.A.	Transportation, storage, mail services	80,645.36
Argentina	LINSER S.A.C.I.S.	Industrial cleaning services	36,367.05
Argentina	UNIVERSIDAD NACIONAL DE TRES DE FEBRERO	Management and admin services	30,803.06
Argentina	UNSPECIFIED VENDOR	Management and admin services	535,521.58
Australia	MORRISSEY CONSULTING INTERNATIONAL PTY LT	Management and admin services	30,400.00
Azerbaijan	GREAT KO, LLC	Transportation, storage, mail services	34,966.10
Bangladesh	STANLEY, DOUGLAS 217265	Management and admin services	66,068.00
Bangladesh	UNSPECIFIED VENDOR	Building and maintenance services	997,162.54
Bangladesh	UNSPECIFIED VENDOR	Editorial, design, graphic services	535,774.43
Bangladesh	UNSPECIFIED VENDOR	Education and training services	155,854.18
Bangladesh	UNSPECIFIED VENDOR	Engineering and research services	38,124.45
Bangladesh	UNSPECIFIED VENDOR	Fuels and lubricants etc.	75,250.91
Bangladesh	UNSPECIFIED VENDOR	Industrial cleaning services	56,692.14
Bangladesh	UNSPECIFIED VENDOR	Management and admin services	5,963,903.17
Bangladesh	UNSPECIFIED VENDOR	Paper materials and products	58,733.25
Bangladesh	UNSPECIFIED VENDOR	Public order and security services	345,399.95
Bangladesh	UNSPECIFIED VENDOR	Transportation, storage, mail services	205,720.51
Bangladesh	UNSPECIFIED VENDOR	Travel, food and lodging	1,189,597.75
Belgium	ITUC-CSI	Engineering and research services	239,191.00
Belgium	KU LEUVEN RESEARCH & DEVELOPMENT	Management and admin services	127,587.20
Belgium	LE NOUVEAU PALACE NV	Transportation, storage, mail services	44,248.43
Bosnia and Herzegovina	AGENCIJA ZA EKONOMSKI RAZVOJ GRADA PRIJEDC	Politics and civic affairs services	106,647.82
Bosnia and Herzegovina	ASOCIJACIJA ZA EKONOMSKI RAZVOJ REDAH	Politics and civic affairs services	109,966.41
Bosnia and Herzegovina	FACULTY OF AGRICULTURE, UNIVERSITY OF BANJA	Politics and civic affairs services	86,786.11
Bosnia and Herzegovina	GRAD BIJELJINA	Politics and civic affairs services	100,865.27
Bosnia and Herzegovina	LIR EVOLUCIJA	Politics and civic affairs services	100,587.91
Bosnia and Herzegovina	MUNICIPALITY NOVI GRAD SARAJEVO	Politics and civic affairs services	94,099.38
Bosnia and Herzegovina	MUNICIPALITY PETROVAC	Politics and civic affairs services	100,699.33

Location of supplier	Supplier name	Category description	Value (USD)
ILO continued			
Bosnia and Herzegovina	OPCINA BOSANSKA KRUPA	Politics and civic affairs services	110,582.31
Bosnia and Herzegovina	OPCINA GORAZDE	Politics and civic affairs services	97,138.02
Bosnia and Herzegovina	REGIONALNA EKONOMSKA ZAJEDNICA REZ DOO Z	Politics and civic affairs services	109,012.18
Bosnia and Herzegovina	UDRUGA PODUZETNIKA I POSLODAVACA ZEPCE	Live plant and animal material	111,723.84
Bosnia and Herzegovina	UDRUZENJE CENTRI CIVILNIH INICIJATIVA	Politics and civic affairs services	104,825.74
Bosnia and Herzegovina	UDRUZENJE GRADANA EDA AGENCIJA ZA RAZVOJ F	Politics and civic affairs services	111,982.08
Bosnia and Herzegovina	UDRUZENJE GRADANA NESTO VISE	Politics and civic affairs services	111,821.39
Bosnia and Herzegovina	UDRUZENJE ZA RAZVOJ NERDA	Politics and civic affairs services	86,175.71
Brazil	CASA POEMA PRODUCAO E EDUCACAO CULTURA	Transportation, storage, mail services	71,081.75
Brazil	CEB DISTRIBUIÇÃO S.A.	Public sector related services	36,054.89
Brazil	CONFEDERAÇAO SINDICAL DE TRABALHADORES/A	Transportation, storage, mail services	40,000.00
Brazil	GLOBAL SUSTAINABLE TECHNOLOGY LTDA	Building and maintenance services	50,007.51
Brazil	ICOM STUDIO LTDA ME	Education and training services	49,000.00
Brazil	INFRA 7 TECNOLOGIA EIRELI ME	Public order and security services	49,031.01
Brazil	PAPEL SOCIAL COMUNICAÇÃO & DESIGN LTDA - M	Management and admin services	85,339.06
Brazil	PROGRAMA DAS NACOES UNIDAS PARA O DESEN	Building and maintenance services	47,515.53
Brazil	TXAI CIDADANIA E DESENVOLVIMENTO SOCIAL S/	Education and training services	50,153.66
Brazil	UNSPECIFIED VENDOR	Building and maintenance services	228,000.10
Brazil	UNSPECIFIED VENDOR	Industrial cleaning services	182,795.89
Brazil	UNSPECIFIED VENDOR	Management and admin services	404,284.46
Brazil	VISAO ADMINISTRACAO E CONSTRUCAO LTDA	Public order and security services	140,629.07
Brazil	WIN PRODUCOES LTDA - EPP	Management and admin services	45,845.00
Burkina Faso	INSTITUT SUPERIEUR DES SCIENCES DE LA POPUL	Management and admin services	80,478.85
Cambodia	17 TRIGGERS CONSULTING ASIA CO LTD	Politics and civic affairs services	52,282.00
Cambodia	CAMBODIA LABOUR CONFEDERATION (CLC)	Management and admin services	42,402.00
Cambodia	DGTVET - MINISTRY OF LABOUR & VOCATIONAL T	Transportation, storage, mail services	40,620.00
Cambodia	INDUSTRIAL TECHNICAL INSTITUTE	Education and training services	49,560.00
Cambodia	LEGAL SUPPORT FOR CHILDREN AND WOMEN (LS	Management and admin services	47,218.00
Cambodia	NATIONAL EMPLOYMENT AGENCY (NEA)	Management and admin services	31,688.00
Cambodia	NPIC	Education and training services	40,000.00
Cambodia	PHNOM SREY ORGANIZATION FOR DEVELOPMEN	Management and admin services	40,580.00
Cameroon	UNSPECIFIED VENDOR	Building and maintenance services	170,712.98
Cameroon	UNSPECIFIED VENDOR	Fuels and lubricants etc.	61,790.23
Cameroon	UNSPECIFIED VENDOR	Management and admin services	1,609,790.77
Cameroon	UNSPECIFIED VENDOR	Public order and security services	71,258.88
Cameroon	UNSPECIFIED VENDOR	Travel, food and lodging	214,804.31
Canada	CARTER, JOHN W 178370	Management and admin services	44,815.00
Canada	COMMONWEALTH OF LEARNING	Education and training services	54,882.53
Canada	DONNEELICIEUSE INC	Management and admin services	49,840.00
Canada	LAHEY, ROBERT 139352	Management and admin services	48,155.00
Canada	LANGIS, GEORGES 119544	Management and admin services	78,546.00
Canada	PHAN, DOAN-TRANG 121902	Management and admin services	36,360.00
Canada	PLAMONDON, VINCENT 114005	Management and admin services	97,342.00
Canada	UNIVERSALIA MANAGEMENT GROUP LIMITED	Management and admin services	47,116.00
Chile	NETGROUP - CHILE LTDA	Management and admin services	64,029.50
Chile	SERVICIOS DE ASEO INDUSTRIAL LTDA.	Industrial cleaning services	38,313.82
Chile	UNSPECIFIED VENDOR	Management and admin services	575,830.51
Chile	UNSPECIFIED VENDOR	Office equipment	30,416.34
China	UNSPECIFIED VENDOR	Building and maintenance services	752,958.08
China	UNSPECIFIED VENDOR	Education and training services	69,629.02
China	UNSPECIFIED VENDOR	Management and admin services	504,569.84
China	UNSPECIFIED VENDOR	Public order and security services	42,294.74
China	UNSPECIFIED VENDOR	Travel, food and lodging	108,758.55
Colombia	ACADEMIA NACIONAL DE APRENDIZAJE SANDOVA	Management and admin services	454,251.45
Colombia	CENTRO DE SISTEMAS DE ANTIOQUIA S.A.S	Management and admin services	1,160,174.37
Colombia	CORPORACION DE DESARROLLO PRODUCTIVO - C	Management and admin services	591,550.92
Colombia	CORPORACION SAN AGUSTIN	Management and admin services	994,286.93
Colombia	INSTITUTO CENTRO DE SISTEMAS S.A.S	Management and admin services	766,199.79
Colombia	INSTITUTO COLOMBIANO DE APRENDIZAJE S.C.A	Management and admin services	1,067,584.13
Colombia	Q10 SOLUCIONES S.A.S.	Management and admin services	70,431.89
Colombia	RUIZ VALLEJO, MARIA CRISTINA 182188	Management and admin services	36,145.38
Colombia	VILLA CABAL JORGE GUILLERMO	Management and admin services	30,143.39
Costa Rica	ASOCIACION EMPRESARIAL PARA EL DESARROLLC	Politics and civic affairs services	128,000.00
Costa Rica	ESTUDIO MANATI SOCIEDAD ANONIMA	Politics and civic affairs services	30,600.00
Costa Rica	PACHECO JIMÉNEZ, JOSÉ FRANCISCO 150606	Management and admin services	38,000.00
Costa Rica	UNSPECIFIED VENDOR	Management and admin services	526,546.15
Costa Rica	UNSPECIFIED VENDOR	Travel, food and lodging	76,512.73
Côte d'Ivoire	BANQUE AFRICAINE DE DEVELOPPEMENT	Management and admin services	191,916.79
Côte d'Ivoire	BANQUE AFRICAINE DE DEVELOPPEMENT	Public sector related services	276,275.96
Côte d'Ivoire	COUCOUE LODGE CÔTE D'IVOIRE	Transportation, storage, mail services	36,127.38
Côte d'Ivoire	ETUDES TECHNIQUES ET COORDINATION (ETECO)	Building and maintenance services	81,031.44
Côte d'Ivoire	SAHAM ASSURANCE COTE D IVOIRE	Financial and insurance services	77,990.78
Democratic Republic of the Congo	UNSPECIFIED VENDOR	Editorial, design, graphic services	38,378.96
Democratic Republic of the Congo	UNSPECIFIED VENDOR	Management and admin services	251,701.59
Democratic Republic of the Congo	UNSPECIFIED VENDOR	Public order and security services	88,031.05
Democratic Republic of the Congo	UNSPECIFIED VENDOR	Travel, food and lodging	430,462.07
Denmark	DANOFFICE APS	Engineering and research services	164,556.95
Denmark	DANOFFICE APS	IT and communications equipment	335,827.10
Denmark	IWGIA	Organizations and clubs	123,376.77
Denmark	IWGIA	Politics and civic affairs services	265,987.00
Denmark	KJAER & KJAER	Motor vehicles and parts	76,074.00
Denmark	THE DANISH INSTITUTE FOR HUMAN RIGHTS	Organizations and clubs	254,505.97
Denmark	UNITED NATIONS OFFICE FOR PROJECT SERVICES	Management and admin services	1,740,563.07
Ecuador	CAMARA DE INDUSTRIAS Y PRODUCCION	Management and admin services	40,000.00

Location of supplier	Supplier name	Category description	Value (USD)
ILO continued			
Ecuador	FUNDACION ESQUEL ECUADOR	Management and admin services	94,864.03
Egypt	UNSPECIFIED VENDOR	Building and maintenance services	239,896.34
Egypt	UNSPECIFIED VENDOR	Education and training services	127,514.51
Egypt	UNSPECIFIED VENDOR	Fuels and lubricants etc.	40,542.54
Egypt	UNSPECIFIED VENDOR	Management and admin services	1,538,761.39
Egypt	UNSPECIFIED VENDOR	Office equipment	57,538.87
Egypt	UNSPECIFIED VENDOR	Paper materials and products	30,551.70
Egypt	UNSPECIFIED VENDOR	Transportation, storage, mail services	54,640.78
Egypt	UNSPECIFIED VENDOR	Travel, food and lodging	1,241,390.30
El Salvador	UNSPECIFIED VENDOR	Travel, food and lodging	32,620.84
Ethiopia	FORUM FOR SOCIAL STUDIES	Education and training services	143,095.02
Ethiopia	LOT TRADING PLC	Management and admin services	31,108.78
Ethiopia	MEKDES MELAKU FILM PRODUCTION	Printing, photo and AV equipment	89,777.37
Ethiopia	MINISTRY OF LABOUR AND SOCIAL AFFAIRS	Management and admin services	41,599.92
Ethiopia	UNITED NATIONS ECONOMIC COMMISSION FOR /	Management and admin services	157,741.04
Ethiopia	UNITED NATIONS ECONOMIC COMMISSION FOR /	Public sector related services	53,880.00
Fiji	UNSPECIFIED VENDOR	Building and maintenance services	204,478.69
Fiji	UNSPECIFIED VENDOR	Editorial, design, graphic services	90,636.73
Fiji	UNSPECIFIED VENDOR	Education and training services	44,138.14
Fiji	UNSPECIFIED VENDOR	Engineering and research services	56,873.31
Fiji	UNSPECIFIED VENDOR	IT and communications equipment	68,700.81
Fiji	UNSPECIFIED VENDOR	Management and admin services	366,566.90
Fiji	UNSPECIFIED VENDOR	Motor vehicles and parts	39,365.95
Fiji	UNSPECIFIED VENDOR	Office equipment	47,032.37
Fiji	UNSPECIFIED VENDOR	Printing, photo and AV equipment	78,618.59
Fiji	UNSPECIFIED VENDOR	Travel, food and lodging	336,680.32
France	AMARANTE INTERNATIONAL	Public order and security services	30,726.26
France	CITADINES FERNEY VOLTAIRE	Transportation, storage, mail services	40,404.33
France	EURONEWS S.A.	Management and admin services	188,584.20
France	FICHOT-CAKIROGLU, ANNE-VALÉRIE 39322	Editorial, design, graphic services	67,661.42
France	GESTION ET ADMINISTRATION IMMOBILIERES ASS	Management and admin services	96,627.99
France	ICOM FRANCE SAS	Public order and security services	107,343.11
France	MENA-FERRARO, VANA 162515	Management and admin services	87,073.68
France	OCDE - OECD	Management and admin services	30,000.00
France	PREZIOSO LINJEBYGG	Building and maintenance services	31,741.72
France	SARL HOTEL LE GARDEN	Transportation, storage, mail services	38,906.08
Germany	3C CREATIVE COMMUNICATION CONCEPTS GMBH	Engineering and research services	283,448.81
Germany	BMW-BAYERISCHE MOTOREN WERKE AG	Motor vehicles and parts	41,030.66
Germany	DIGITAL PUBLISHING AG	Education and training services	31,880.00
Germany	MANNHEIMER ZENTRUM FÜR EVALUATION UND E	Management and admin services	39,658.00
Germany	SQUAREBALL DIGITAL GMBH	Management and admin services	37,560.70
Germany	UNIVERSITÄT KASSEL	Management and admin services	46,022.21
Germany	UNIVERSITÄT KASSEL	Transportation, storage, mail services	57,695.50
Ghana	UNSPECIFIED VENDOR	Management and admin services	204,269.41
Ghana	UNSPECIFIED VENDOR	Public order and security services	32,372.45
Ghana	UNSPECIFIED VENDOR	Travel, food and lodging	87,553.56
Gibraltar	TOYOTA GIBRALTAR STOCKHOLDINGS LTD	Motor vehicles and parts	266,415.99
Greece	INTERWEAVE INTERNET SERVICES AND DIGITAL CO	Management and admin services	48,974.24
Guatemala	ASOCIACION DE INVESTIGACION Y ESTUDIOS SOC	Politics and civic affairs services	37,490.00
Guernsey	STEPHENSON & ASSOCIATES LTD.	Engineering and research services	77,500.00
Haiti	AVSI - ASSOCIATION DES VOLONTAIRES POUR LE S	Education and training services	266,218.00
Haiti	CLAED SERVICES	Management and admin services	30,100.00
Haiti	DI-COMM DIVERSITE COMMUNICATION & MANAG	Management and admin services	35,914.00
Haiti	INSTITUT NATIONAL DE FORMATION PROFESSION	Education and training services	60,382.82
Haiti	ORGANISATION POUR LA REHABILITATION DE L´E	Education and training services	38,489.16
Haiti	PLATEFORME POUR L´AMELIORATION DE LA PECI	Education and training services	45,365.27
Haiti	THEODATE JEFFREY MARIE	Management and admin services	36,000.00
Haiti	UNSPECIFIED VENDOR	Management and admin services	144,512.80
Haiti	UNSPECIFIED VENDOR	Travel, food and lodging	145,272.21
Haiti	VIVA RIO	Politics and civic affairs services	300,230.68
Honduras	UNDP HONDURAS REPRESENTATIVE	Building and maintenance services	31,858.29
Hungary	PROMEXTUR IDEGENFORGALMI ES KERESKEDELM	Management and admin services	356,147.28
Iceland	ADVANIA HF	Engineering and research services	36,499.47
India	AIMS DIGITAL SERVICES PVT. LTD.	Management and admin services	45,000.00
India	DEFT ADVISORY AND RESEARCH PVT. LTD	Management and admin services	37,020.00
India	E-ZEST SOLUTIONS LTD.	Engineering and research services	48,280.00
India	TECH MAHINDRA LIMITED	Engineering and research services	444,169.00
India	UNSPECIFIED VENDOR	Building and maintenance services	227,931.24
India	UNSPECIFIED VENDOR	Editorial, design, graphic services	35,487.43
India	UNSPECIFIED VENDOR	Education and training services	209,393.93
India	UNSPECIFIED VENDOR	Engineering and research services	31,090.54
India	UNSPECIFIED VENDOR	Fuels and lubricants etc.	264,428.72
India	UNSPECIFIED VENDOR	Management and admin services	926,208.53
India	UNSPECIFIED VENDOR	Office equipment	83,378.12
India	UNSPECIFIED VENDOR	Paper materials and products	199,053.61
India	UNSPECIFIED VENDOR	Printing, photo and AV equipment	71,217.40
India	UNSPECIFIED VENDOR	Public order and security services	70,499.47
India	UNSPECIFIED VENDOR	Transportation, storage, mail services	176,480.66
India	UNSPECIFIED VENDOR	Travel, food and lodging	316,862.67
Indonesia	PUSAT KOPERASI WANITA JAWA TIMUR / PUSKOW	Management and admin services	30,418.98
Indonesia	PUSAT STUDI AKUNTANSI FAKULTAS EKONOMI D/	Management and admin services	40,950.61
Indonesia	SUTI'AH, SUTI'AH 227103	Transportation, storage, mail services	34,347.81
Indonesia	UNSPECIFIED VENDOR	Editorial, design, graphic services	42,714.54
Indonesia	UNSPECIFIED VENDOR	Management and admin services	237,175.26

Location of supplier	Supplier name	Category description	Value (USD)
ILO continued			
Indonesia	UNSPECIFIED VENDOR	Printing, photo and AV equipment	34,513.41
Indonesia	UNSPECIFIED VENDOR	Public order and security services	217,149.80
Indonesia	UNSPECIFIED VENDOR	Travel, food and lodging	180,118.05
Ireland	MICROSOFT IRELAND OPERATIONS LTD	Engineering and research services	610,549.42
Ireland	VMWARE INTERNATIONAL LIMITED	Engineering and research services	113,435.27
Italy	ARPER SPA	Building and maintenance services	99,768.80
Italy	ARTELIA ITALIA SPA	Building and maintenance services	566,650.11
Italy	ARTELIA ITALIA SPA	Public order and security services	98,589.47
Italy	GNOT, MAURIZIO CLAUDIO	Transportation, storage, mail services	43,269.23
Italy	INTERNATIONAL TRAINING CENTRE IN TURIN (ITC	Education and training services	3,062,990.56
Italy	INTERNATIONAL TRAINING CENTRE IN TURIN (ITC	Engineering and research services	36,221.99
Italy	INTERNATIONAL TRAINING CENTRE IN TURIN (ITC	Management and admin services	209,796.87
Italy	INTERNATIONAL TRAINING CENTRE IN TURIN (ITC	Transportation, storage, mail services	1,920,701.52
Italy	MCEWEN, DONALD PAUL 197851	Management and admin services	197,932.73
Italy	UNITED NATIONS SYSTEM STAFF COLLEGE (UNSS	Education and training services	38,500.00
Italy	VERMA, VIJAY KUMAR 111270	Management and admin services	78,212.42
Jordan	AHEL FOR TRAINING	Politics and civic affairs services	53,650.00
Jordan	AL NAHTHA HOUSING COMPANY	Management and admin services	96,990.11
Jordan	AL WATANIA LE ALTASHGHEEL WA ALTADREEB	Education and training services	1,045,399.72
Jordan	AL WATANIA LE ALTASHGHEEL WA ALTADREEB	Politics and civic affairs services	199,750.00
Jordan	ASLAN, REEM MOHAMMAD 167236	Management and admin services	72,500.00
Jordan	CROWNE PLAZA JORDAN DEAD SEA RESORT & SP	Transportation, storage, mail services	30,141.24
Jordan	HOSHA AL JADEDA MUNICIPALITY	Politics and civic affairs services	401,487.29
Jordan	JORDAN CHAMBER OF INDUSTRY	Politics and civic affairs services	1,440,000.00
Jordan	JORDAN VALLEY AUTHORITY	Politics and civic affairs services	66,378.87
Jordan	JORDANIAN CONSTRUCTION CONTRACTORS ASS	Politics and civic affairs services	115,395.00
Jordan	MINISTRY OF AGRICULTURE AMMAN	Management and admin services	5,135,950.00
Jordan	MINISTRY OF AGRICULTURE AMMAN	Politics and civic affairs services	1,007,323.45
Jordan	MINISTRY OF PUBLIC WORKS AND HOUSING	Management and admin services	4,737,069.21
Jordan	MQDAD KADAN AND NDAL MQBOOL CO	Transportation, storage, mail services	55,038.19
Jordan	SADAQA FOR TRAINING AND SUPPORTING WOME	Politics and civic affairs services	50,000.00
Jordan	SAHIL HORAN MUNICIPALITY	Politics and civic affairs services	421,334.75
Kenya	UNDP SOMALIA	Management and admin services	81,136.06
Kuwait	PLAMONDON, PIERRE 25915	Management and admin services	106,039.00
Kuwait	UNITED NATIONS (FOR UNITED NATIONS ASSISTA	Management and admin services	227,900.94
Lao People's Democratic Republic	DEPARTMENT OF LABOUR AND SOCIAL WELFARE	Politics and civic affairs services	43,653.38
Lao People's Democratic Republic	IRRIGATION SECTION	Politics and civic affairs services	112,600.00
Lebanon	ABDEL RAOUF CHEBARO CO.	Building and maintenance services	553,110.00
Lebanon	ARAB REAL ESTATE COMPANY CO. S.A.L. (ARESCO	Management and admin services	52,200.00
Lebanon	BEUSCH, ANDREAS 215726	Management and admin services	67,647.00
Lebanon	BEYOND ASSOCIATION	Management and admin services	84,100.00
Lebanon	BEYOND ASSOCIATION	Politics and civic affairs services	259,850.00
Lebanon	BIJLANI, PRIYANKA RAJESH 217892	Management and admin services	32,000.00
Lebanon	BOUSTANY UNITED MACHINERIES CO. SAL -BUM	Motor vehicles and parts	173,000.00
Lebanon	CONSULTATION AND RESEARCH INSTITUTE	Management and admin services	94,500.00
Lebanon	FARAH, FRANCOIS MICHEL 214126	Management and admin services	157,500.00
Lebanon	FORWARD FILM PRODUCTION	Public sector related services	34,000.00
Lebanon	HARFOUCHE, EDMOND NAIM 188301	Management and admin services	114,818.76
Lebanon	HAWATMEH, SUHA 213643	Management and admin services	2,118.64
Lebanon	HAWATMEH, SUHA 213643	Public sector related services	28,601.70
Lebanon	HAWATMEH, SUHA 213643	Transportation, storage, mail services	73,446.33
Lebanon	ISMAIL, RAYAN 218465	Management and admin services	30,000.00
Lebanon	MUNICIPALITY OF TAL ABBAS AL GHARBI	Building and maintenance services	38,273.00
Lebanon	OSSEIRAN, HAYAT 39602	Management and admin services	89,531.00
Lebanon	PIXELINVENTION	Editorial, design, graphic services	38,373.00
Lebanon	SHHAB, SALIM MOUSSA 222559	Management and admin services	88,000.00
Lebanon	TARRAF, MOUHAMMAD IBRAHIM 188302	Management and admin services	66,241.59
Lebanon	UNITED NATIONS DEVELOPMENT PROGRAMME (U	Politics and civic affairs services	5,033,767.00
Lebanon	UNITED NATIONS DEVELOPMENT PROGRAMME (U	Public order and security services	35,927.08
Lebanon	WORLD WIDE TRAVEL & TOURISM S.A.L.	Transportation, storage, mail services	56,381.00
Liberia	UNSPECIFIED VENDOR	Management and admin services	52,067.22
Madagascar	UNSPECIFIED VENDOR	Building and maintenance services	219,345.13
Madagascar	UNSPECIFIED VENDOR	Editorial, design, graphic services	31,162.34
Madagascar	UNSPECIFIED VENDOR	Education and training services	98,397.00
Madagascar	UNSPECIFIED VENDOR	Management and admin services	923,497.72
Madagascar	UNSPECIFIED VENDOR	Paper materials and products	109,537.79
Madagascar	UNSPECIFIED VENDOR	Public order and security services	43,578.51
Madagascar	UNSPECIFIED VENDOR	Transportation, storage, mail services	98,737.69
Madagascar	UNSPECIFIED VENDOR	Travel, food and lodging	488,472.73
Malawi	UNSPECIFIED VENDOR	Education and training services	36,074.15
Malawi	UNSPECIFIED VENDOR	Management and admin services	553,451.12
Malawi	UNSPECIFIED VENDOR	Travel, food and lodging	103,208.11
Malaysia	TENAGANITA SDN. BHD	Management and admin services	75,843.55
Mali	IMPRIM COLOR	Editorial, design, graphic services	30,251.07
Mauritania	MFSEEC - MUTUELLE FEMININE DE SOLIDARITE D'	Education and training services	39,968.00
Mexico	GABRIELA DUTRENIT BEILOUS	Politics and civic affairs services	34,482.76
Mexico	UNSPECIFIED VENDOR	Management and admin services	52,915.23
Mexico	UNSPECIFIED VENDOR	Travel, food and lodging	414,039.55
Mongolia	MONGOLIAN UNIVERSITY OF SCIENCE AND TECH	Management and admin services	30,500.00
Mongolia	UNSPECIFIED VENDOR	Management and admin services	131,327.85
Mongolia	UNSPECIFIED VENDOR	Travel, food and lodging	54,547.88
Montenegro	NVO UNIJA POSLODAVACA CRNE GORE	Management and admin services	38,004.24
Morocco	MAGHREB COLOR	Editorial, design, graphic services	30,176.23
Morocco	SAPHIR PRODUCTION	Management and admin services	46,027.42

Location of supplier	Supplier name	Category description	Value (USD)
ILO continued			
Mozambique	UEM FUNDACAO UNIVERSITARIA	Management and admin services	35,100.00
Mozambique	UNSPECIFIED VENDOR	Building and maintenance services	144,412.11
Mozambique	UNSPECIFIED VENDOR	Editorial, design, graphic services	59,660.00
Mozambique	UNSPECIFIED VENDOR	Management and admin services	411,765.78
Mozambique	UNSPECIFIED VENDOR	Public order and security services	73,613.83
Mozambique	UNSPECIFIED VENDOR	Travel, food and lodging	553,555.96
Myanmar	UNSPECIFIED VENDOR	Building and maintenance services	223,287.15
Myanmar	UNSPECIFIED VENDOR	Education and training services	37,151.14
Myanmar	UNSPECIFIED VENDOR	Financial and insurance services	92,352.65
Myanmar	UNSPECIFIED VENDOR	Fuels and lubricants etc.	71,557.40
Myanmar	UNSPECIFIED VENDOR	Management and admin services	1,295,550.45
Myanmar	UNSPECIFIED VENDOR	Paper materials and products	266,587.22
Myanmar	UNSPECIFIED VENDOR	Public order and security services	155,546.44
Myanmar	UNSPECIFIED VENDOR	Transportation, storage, mail services	72,723.58
Myanmar	UNSPECIFIED VENDOR	Travel, food and lodging	195,933.50
Myanmar	ZIVETZ, LAURIE 226971	Management and admin services	32,780.00
Nepal	UNSPECIFIED VENDOR	Building and maintenance services	341,453.23
Nepal	UNSPECIFIED VENDOR	Education and training services	301,176.43
Nepal	UNSPECIFIED VENDOR	Financial and insurance services	70,461.81
Nepal	UNSPECIFIED VENDOR	Fuels and lubricants etc.	69,672.80
Nepal	UNSPECIFIED VENDOR	Industrial cleaning services	64,818.41
Nepal	UNSPECIFIED VENDOR	Management and admin services	1,037,840.88
Nepal	UNSPECIFIED VENDOR	Paper materials and products	77,277.02
Nepal	UNSPECIFIED VENDOR	Transportation, storage, mail services	199,396.38
Nepal	UNSPECIFIED VENDOR	Travel, food and lodging	309,912.47
Netherlands	DISK'AD PUBLISHING AND COMMUNICATION B.V.	IT and communications equipment	33,681.77
Netherlands	DOUBLEDUTCH EMEA B.V	Engineering and research services	30,000.00
Netherlands	EBSCO SUBSCRIPTION SERVICES SAS	Published products	175,000.00
Netherlands	LIGHTSPEED RESEARCH BV	Politics and civic affairs services	189,416.27
New Zealand	OSACO GROUP LIMITED	Management and admin services	30,890.66
Nicaragua	UNSPECIFIED VENDOR	Travel, food and lodging	41,926.28
Nigeria	UNSPECIFIED VENDOR	Building and maintenance services	69,228.12
Nigeria	UNSPECIFIED VENDOR	Management and admin services	524,492.77
Nigeria	UNSPECIFIED VENDOR	Public order and security services	66,883.50
Nigeria	UNSPECIFIED VENDOR	Transportation, storage, mail services	37,944.90
Nigeria	UNSPECIFIED VENDOR	Travel, food and lodging	188,146.29
Norway	NORWEGIAN UNIVERSITY OF SCIENCE AND TECHN	Management and admin services	40,000.00
Pakistan	UNSPECIFIED VENDOR	Building and maintenance services	304,209.17
Pakistan	UNSPECIFIED VENDOR	Management and admin services	1,425,978.90
Pakistan	UNSPECIFIED VENDOR	Public order and security services	36,148.10
Pakistan	UNSPECIFIED VENDOR	Transportation, storage, mail services	37,343.72
Pakistan	UNSPECIFIED VENDOR	Travel, food and lodging	122,359.58
Panama	CASA ESPERANZA PRO RESCATE DEL NIÑO EN LA	Politics and civic affairs services	140,994.06
Panama	TWISTA CORP.	Management and admin services	37,620.00
Peru	ASCENSORES S.A.	Building and maintenance services	75,949.00
Peru	BERETTA CISNEROS, MIGUEL ANGEL 177911	Management and admin services	61,098.34
Peru	CAMACHO MANTILLA, PATRICIA DE LOS ÁNGELES	Management and admin services	31,904.00
Peru	GARCIA GARZON, JORGE LUIS 219005	Management and admin services	32,796.10
Peru	HONDA DEL PERU SA	Motor vehicles and parts	32,195.00
Peru	LIMPIE SAC	Industrial cleaning services	148,928.54
Peru	LUZ DEL SUR-BANCO CONTINENTAL	Public sector related services	65,501.53
Peru	MAQUINARIA NACIONAL S.A. PERU	Motor vehicles and parts	43,260.00
Peru	MASAKI SAC	Motor vehicles and parts	32,195.00
Peru	PROSEGURIDAD S.A.	Public order and security services	87,284.32
Peru	UNIVERSIDAD CATOLICA SANTO TORIBIO DE MOG	Transportation, storage, mail services	45,312.00
Philippines	COLLADO, PAULA MONINA 157214	Management and admin services	34,500.00
Philippines	ISAAC, IRENE 200485	Management and admin services	33,690.00
Philippines	MIGRANT FORUM IN ASIA	Management and admin services	85,000.00
Philippines	TEBTEBBA FOUNDATION	Politics and civic affairs services	222,886.00
Philippines	UNSPECIFIED VENDOR	Building and maintenance services	236,257.16
Philippines	UNSPECIFIED VENDOR	Education and training services	30,861.37
Philippines	UNSPECIFIED VENDOR	Management and admin services	794,705.73
Philippines	UNSPECIFIED VENDOR	Paper materials and products	51,240.07
Philippines	UNSPECIFIED VENDOR	Public order and security services	49,076.29
Philippines	UNSPECIFIED VENDOR	Travel, food and lodging	94,394.84
Russian Federation	MOSCOW SCHOOL OF MANAGEMENT SKOLKOVO	Management and admin services	600,000.00
Russian Federation	UNSPECIFIED VENDOR	Building and maintenance services	250,866.20
Russian Federation	UNSPECIFIED VENDOR	Education and training services	98,339.41
Russian Federation	UNSPECIFIED VENDOR	Fuels and lubricants etc.	42,087.24
Russian Federation	UNSPECIFIED VENDOR	Management and admin services	975,824.76
Russian Federation	UNSPECIFIED VENDOR	Paper materials and products	38,366.85
Russian Federation	UNSPECIFIED VENDOR	Public order and security services	48,359.22
Russian Federation	UNSPECIFIED VENDOR	Transportation, storage, mail services	185,613.19
Russian Federation	UNSPECIFIED VENDOR	Travel, food and lodging	512,838.77
Senegal	UNSPECIFIED VENDOR	Building and maintenance services	71,942.34
Senegal	UNSPECIFIED VENDOR	Education and training services	67,953.66
Senegal	UNSPECIFIED VENDOR	Management and admin services	692,679.05
Senegal	UNSPECIFIED VENDOR	Public order and security services	177,135.25
Senegal	UNSPECIFIED VENDOR	Transportation, storage, mail services	76,761.12
Senegal	UNSPECIFIED VENDOR	Travel, food and lodging	618,548.59
Serbia	CENTER FOR SOCIAL POLICY	Management and admin services	33,368.11
Serbia	UNIJA POSLODAVACA SRBIJE	Management and admin services	41,000.00
Singapore	EMERGING MARKETS GROUP HOLDING PTE. LTD.	Management and admin services	35,823.00
Singapore	WEICHU PTE LTD	Education and training services	133,000.00

Location of supplier	Supplier name	Category description	Value (USD)
ILO continued			
Somalia	IFTIN CONSTRUCTION AND TRADING COMPANY	Building and maintenance services	49,956.57
Somalia	WARSHIIKH RURAL DEVELOPMENT ORGANIZATIO	Management and admin services	98,540.40
South Africa	GENESIS ANALYTICS PTY LTD	Management and admin services	49,623.00
South Africa	UNSPECIFIED VENDOR	Building and maintenance services	136,122.37
South Africa	UNSPECIFIED VENDOR	Education and training services	151,240.28
South Africa	UNSPECIFIED VENDOR	Industrial cleaning services	36,484.35
South Africa	UNSPECIFIED VENDOR	Management and admin services	2,194,804.16
South Africa	UNSPECIFIED VENDOR	Paper materials and products	42,943.93
South Africa	UNSPECIFIED VENDOR	Printing, photo and AV equipment	42,420.93
South Africa	UNSPECIFIED VENDOR	Public order and security services	95,256.15
South Africa	UNSPECIFIED VENDOR	Transportation, storage, mail services	59,850.66
South Africa	UNSPECIFIED VENDOR	Travel, food and lodging	374,764.05
Spain	FUNDACION AYUDA EN ACCION	Transportation, storage, mail services	78,660.00
Sri Lanka	UNSPECIFIED VENDOR	Building and maintenance services	48,421.01
Sri Lanka	UNSPECIFIED VENDOR	Editorial, design, graphic services	68,475.70
Sri Lanka	UNSPECIFIED VENDOR	Industrial cleaning services	80,689.29
Sri Lanka	UNSPECIFIED VENDOR	Management and admin services	1,072,560.36
Sri Lanka	UNSPECIFIED VENDOR	Transportation, storage, mail services	86,475.92
Sri Lanka	UNSPECIFIED VENDOR	Travel, food and lodging	119,682.82
Switzerland	4AM SA	Engineering and research services	30,625.00
Switzerland	4AM SA	Management and admin services	56,473.68
Switzerland	A.VOLPE ET FILS	Building and maintenance services	32,398.95
Switzerland	ACESI SARL	IT and communications equipment	94,591.86
Switzerland	ADECCO RESSOURCES HUMAINES SA	Management and admin services	50,980.37
Switzerland	AGEDA COMMUNICATION SARL	Domestic appliances and electronics	760,851.57
Switzerland	ALLIANZ SUISSE ASSURANCES	Financial and insurance services	436,910.95
Switzerland	ALNATSHEH, ABED ALJAWAD 220943	Management and admin services	31,737.29
Switzerland	AON HEWITT (SWITZERLAND) INC.	Management and admin services	46,315.79
Switzerland	ARAGO CONSULTING SARL	Management and admin services	244,578.95
Switzerland	ARBULU, ANGELICA 227945	Management and admin services	35,871.00
Switzerland	ASCENSEURS SCHINDLER S.A.	Building and maintenance services	107,439.53
Switzerland	ASSOCIATION OK FORET	Building and maintenance services	172,391.58
Switzerland	BAILIE, MAURICE JOHN 165593	Management and admin services	79,896.91
Switzerland	BEAULIEU, MICHEL 215603	Management and admin services	44,360.00
Switzerland	BECHTLE SUISSE ROMANDE, DIVISION OF BECHTL	Engineering and research services	35,687.45
Switzerland	BERGER, SANDRA 211417	Management and admin services	55,933.96
Switzerland	BUSTAMANTE ARAGONES, SALVADOR 221304	Management and admin services	32,975.00
Switzerland	CANDY FACTORY SARL	Management and admin services	49,719.43
Switzerland	CAP M SARL	Management and admin services	58,331.58
Switzerland	CAPGEMINI SUISSE GENEVE SA	Engineering and research services	100,019.00
Switzerland	DAGHER, CHARLES 220907	Management and admin services	46,149.25
Switzerland	DALAL, APARNA ASHWIN 194031	Management and admin services	176,680.00
Switzerland	DANOFFICE APS	IT and communications equipment	155,760.00
Switzerland	DANOFFICE IT SA	Engineering and research services	87,101.06
Switzerland	DANOFFICE IT SA	IT and communications equipment	1,199,429.49
Switzerland	DANOFFICE IT SA	Power generation machinery	37,921.00
Switzerland	DIWALL LLC	Public order and security services	108,947.37
Switzerland	DMC DESSIMOZ MANAGEMENT CONSTRUCTION S	Building and maintenance services	134,973.68
Switzerland	DMC DESSIMOZ MANAGEMENT CONSTRUCTION S	Management and admin services	69,231.58
Switzerland	E-SECURE SARL	Engineering and research services	85,526.32
Switzerland	ENTREPRISE BELLONI SA	Building and maintenance services	52,446.68
Switzerland	F. LLI ZAFFARONI S.R.L - SUCCURSALE DE GINGINS	Building and maintenance services	611,442.28
Switzerland	F.LLI ZAFFARONI SRL SUCCURSALE SW LAUSANNE	Building and maintenance services	85,209.68
Switzerland	FBN CONSEIL SARL	Building and maintenance services	36,528.87
Switzerland	FONDATION DES IMMEUBLES POUR LES ORGANIS	Management and admin services	3,897,157.89
Switzerland	FONDATION POUR L'INSTITUT DE HAUTES ETUDE	Management and admin services	33,781.05
Switzerland	GACHIES, CATHERINE 185830	Editorial, design, graphic services	35,974.53
Switzerland	GASSKOV, VLADIMIR 27012	Management and admin services	251,948.00
Switzerland	GOTTHAINER, MICHAEL L. 107138	Management and admin services	41,664.00
Switzerland	GRASSO PINO, TOSCA ALESSANDRA 113889	Editorial, design, graphic services	64,568.64
Switzerland	GREENOFFICE SWITZERLAND SA	Building and maintenance services	52,303.57
Switzerland	GUNNEBO (SUISSE) S.A.	Building and maintenance services	103,401.89
Switzerland	GUNNEBO (SUISSE) S.A.	Furniture	116,442.11
Switzerland	HANSON, FERGUS 211150	Management and admin services	32,388.00
Switzerland	HEPTAGO S.A.	Building and maintenance services	85,268.42
Switzerland	HEWLETT PACKARD (SUISSE) SARL	Engineering and research services	49,200.00
Switzerland	HEWLETT PACKARD (SUISSE) SARL	IT and communications equipment	520,373.00
Switzerland	HEWLETT PACKARD (SUISSE) SARL	Management and admin services	92,879.18
Switzerland	HOOGENRAAD, RENATUS 187077	Management and admin services	41,104.00
Switzerland	HOTELS INTERCONTINENTAL GENEVE SA	Transportation, storage, mail services	82,442.73
Switzerland	HUMAN NETWORK INTERNATIONAL	Management and admin services	120,499.00
Switzerland	ID INTEGRATED DATA S.A.	Engineering and research services	34,539.00
Switzerland	INTERNATIONAL TRADE CENTRE (ITC)	Management and admin services	30,000.00
Switzerland	ISS FACILITY SERVICES	Industrial cleaning services	703,173.15
Switzerland	JEKIEL, CHERYL 217606	Management and admin services	30,000.00
Switzerland	JIANG, XIAO 179346	Management and admin services	34,199.15
Switzerland	JOHNSSON NUNEZ DE LEON, ANDERS 31709	Management and admin services	78,035.81
Switzerland	KAIZEN INSTITUTE CONSULTING GROUP LTD.	Management and admin services	39,151.00
Switzerland	KEPINSKI, LISA 227149	Management and admin services	32,520.33
Switzerland	KNIGHT FRANK (SWITZERLAND) SARL	Management and admin services	158,182.11
Switzerland	KNOLL, JAN 209804	Management and admin services	85,876.29
Switzerland	KPMG SA	Financial and insurance services	37,894.74
Switzerland	KRUGER & KAZAN SARL	Building and maintenance services	47,140.53
Switzerland	LA POSTE SUISSE	Transportation, storage, mail services	166,255.78

Location of supplier	Supplier name	Category description	Value (USD)
ILO continued			
Switzerland	LMT SA	Building and maintenance services	661,474.04
Switzerland	MAGAZINE ZUM GLOBUS AG GLOBUS BALEXERT	Apparel, luggage and personal care	31,071.04
Switzerland	MATZ, PETER 32581	Management and admin services	33,500.00
Switzerland	MEGEVAND, ANNE 209346	Management and admin services	303,505.15
Switzerland	MOHAMAD KHALED EID EST.	Politics and civic affairs services	283,347.00
Switzerland	MORETE DE BULLRICH, ANDREA 222828	Editorial, design, graphic services	35,412.15
Switzerland	NEF, SVEN 120293	Management and admin services	108,166.03
Switzerland	NOS S.A.	Furniture	215,033.69
Switzerland	OEKOPACK CONSERVUS AG	Paper materials and products	49,321.05
Switzerland	OFIR, ZENDA MUNRO 210324	Management and admin services	73,410.00
Switzerland	ORACLE SOFTWARE (SCHWEIZ) GMBH	Engineering and research services	1,318,807.58
Switzerland	PINEDO CARO, LUIS 47400	Management and admin services	51,000.00
Switzerland	PRO METAL STOCK SA	Furniture	38,947.37
Switzerland	PROTECTAS S.A	Public order and security services	72,261.84
Switzerland	PSA RETAIL SUISSE SA	Motor vehicles and parts	30,224.05
Switzerland	RAYCHAUDHURI, BIJOY 32336	Management and admin services	145,962.00
Switzerland	SERVICES INDUSTRIELS DE GENEVE	Building and maintenance services	1,516,842.10
Switzerland	SIEMENS SCHWEIZ AG	Building and maintenance services	252,713.74
Switzerland	SOS ASSISTANCE SA (INTERNATIONAL SOS)	Financial and insurance services	73,000.00
Switzerland	SPRINTEC PROTECTION INCENDIE SA	Building and maintenance services	275,928.90
Switzerland	STEINER SA	Building and maintenance services	75,556.99
Switzerland	SUNRISE COMMUNICATIONS AG	Engineering and research services	121,520.00
Switzerland	SWISSCOM (SUISSE) S.A. GRANDES ENTREPRISES	Public sector related services	118,606.32
Switzerland	TOPNET SA (GE)	Building and maintenance services	165,580.63
Switzerland	TRANSVOIRIE SA	Building and maintenance services	60,000.00
Switzerland	UNITED NATIONS OFFICE - GENEVA	Management and admin services	555,677.32
Switzerland	VAN DER LUGT, CORNELIS 174451	Management and admin services	30,000.00
Switzerland	VELASQUEZ OROZCO, JOSE NICOLAS 128055	Management and admin services	181,779.71
Switzerland	VERHAGEN, JURJEN KUNE 205768	Management and admin services	65,845.46
Switzerland	VERIZON	Public sector related services	40,000.00
Switzerland	WORLD HEALTH ORGANIZATION	Engineering and research services	125,000.00
Switzerland	XEROX AG	Management and admin services	126,758.95
Switzerland	YES TRANSPORTS SARL	Transportation, storage, mail services	126,315.79
Switzerland	ZHAO, LI SHA 205842	Editorial, design, graphic services	54,473.69
Tajikistan	UNSPECIFIED VENDOR	Management and admin services	74,254.30
Tajikistan	UNSPECIFIED VENDOR	Travel, food and lodging	35,006.25
Thailand	AMARI WATERGATE BANGKOK CO.,LTD.	Transportation, storage, mail services	104,357.37
Thailand	ASIA INDIGENOUS PEOPLE PACT FOUNDATION	Politics and civic affairs services	120,033.46
Thailand	FOUNDATION FOR LOCAL DEVELOPMENT (FLD)	Management and admin services	624,907.00
Thailand	HUMAN RIGHTS AND DEVELOPMENT FOUNDATIC	Management and admin services	73,819.56
Thailand	INSTITUTE FOR POPULATION AND SOCIAL RESEAF	Management and admin services	49,552.54
Thailand	LOWE, DAVID ROGER 215484	Management and admin services	30,000.00
Thailand	MICRO BIOTECHNOLOGY CO.,LTD.	Building and maintenance services	104,046.24
Thailand	NATIONAL STATISTICAL OFFICE (THAILAND)	Management and admin services	387,260.31
Thailand	PEACEWAY FOUNDATION	Management and admin services	33,561.56
Thailand	PERRAS, ALAIN 122891	Management and admin services	33,912.00
Thailand	RAPID ASIA CO LTD	Management and admin services	54,670.00
Thailand	STATE ENTERPRISES WORKER'S RELATIONS CONFI	Politics and civic affairs services	97,826.16
Timor-Leste	UNSPECIFIED VENDOR	Building and maintenance services	133,986.50
Timor-Leste	UNSPECIFIED VENDOR	Education and training services	39,850.71
Timor-Leste	UNSPECIFIED VENDOR	Industrial cleaning services	40,409.95
Timor-Leste	UNSPECIFIED VENDOR	Management and admin services	407,207.32
Timor-Leste	UNSPECIFIED VENDOR	Public order and security services	31,143.02
Timor-Leste	UNSPECIFIED VENDOR	Transportation, storage, mail services	76,730.69
Timor-Leste	UNSPECIFIED VENDOR	Travel, food and lodging	358,785.41
Trinidad and Tobago	DMS PROPERTIES LTD	Management and admin services	55,652.00
Trinidad and Tobago	UNSPECIFIED VENDOR	Education and training services	104,550.47
Trinidad and Tobago	UNSPECIFIED VENDOR	Management and admin services	610,228.85
Trinidad and Tobago	UNSPECIFIED VENDOR	Office equipment	116,724.57
Trinidad and Tobago	UNSPECIFIED VENDOR	Travel, food and lodging	239,767.05
Tunisia	BUSINESS AND LEISURE TRAVEL	Transportation, storage, mail services	43,242.92
Tunisia	INSTITUT NATIONAL DE LA STATISTIQUE (TUNISIE)	Management and admin services	271,340.94
Tunisia	UNSPECIFIED VENDOR	Building and maintenance services	127,572.61
Tunisia	UNSPECIFIED VENDOR	Education and training services	59,085.16
Tunisia	UNSPECIFIED VENDOR	Management and admin services	585,869.05
Tunisia	UNSPECIFIED VENDOR	Public order and security services	50,911.57
Tunisia	UNSPECIFIED VENDOR	Transportation, storage, mail services	47,954.02
Tunisia	UNSPECIFIED VENDOR	Travel, food and lodging	268,139.01
Turkey	IKADA INSAN KAYNAKLARI GELISIM DANISMANLIC	Management and admin services	32,632.00
Turkey	MUSTAFA KUPCU BARIS YAPI DEKORASYON	Building and maintenance services	33,693.41
Turkey	SECURITAS GUVENLIK HIZMETLERI A.S.	Public order and security services	105,941.63
Turkey	SERENAS ULUSLARARASI TURIZM KONGRE ORGAN	Transportation, storage, mail services	97,211.24
Turkey	UNSPECIFIED VENDOR	Building and maintenance services	139,448.72
Turkey	UNSPECIFIED VENDOR	Education and training services	105,427.52
Turkey	UNSPECIFIED VENDOR	Fuels and lubricants etc.	53,408.60
Turkey	UNSPECIFIED VENDOR	Management and admin services	805,063.97
Turkey	UNSPECIFIED VENDOR	Paper materials and products	30,004.26
Turkey	UNSPECIFIED VENDOR	Transportation, storage, mail services	98,037.03
Turkey	UNSPECIFIED VENDOR	Travel, food and lodging	463,674.13
United Kingdom of Great Britain and Northern Ireland	DEVELOPING MARKETS ASSOCIATES LIMITED	Management and admin services	100,000.00
United Kingdom of Great Britain and Northern Ireland	ECORYS UK LTD	Management and admin services	45,910.00
United Kingdom of Great Britain and Northern Ireland	FOREST PEOPLES PROGRAMME	Politics and civic affairs services	135,416.00
United Kingdom of Great Britain and Northern Ireland	HEALTH & SAFETY EXECUTIVE (HSE)	Management and admin services	47,668.39
United Kingdom of Great Britain and Northern Ireland	IMPACT MANAGEMENT INTERNATIONAL LTD	Management and admin services	47,334.00

Location of supplier	Supplier name	Category description	Value (USD)
ILO continued			
United Kingdom of Great Britain and Northern Ireland	IN-TEND LTD	Engineering and research services	159,235.35
United Kingdom of Great Britain and Northern Ireland	MEDIAPLANET LTD	Management and admin services	39,577.84
United Kingdom of Great Britain and Northern Ireland	MITCHELL, CHRISTOPHER 110441	Management and admin services	99,000.00
United Kingdom of Great Britain and Northern Ireland	OXFAM GB	Politics and civic affairs services	77,465.60
United Kingdom of Great Britain and Northern Ireland	SAVE THE CHILDREN FUND	Management and admin services	717,568.00
United Kingdom of Great Britain and Northern Ireland	SYNDICUT COMMUNICATIONS LTD	Management and admin services	30,673.45
United Kingdom of Great Britain and Northern Ireland	VEHERA LTD TRADING AS STORAGE MADE EASY	IT and communications equipment	91,375.00
United Kingdom of Great Britain and Northern Ireland	WILLIS LIMITED	Financial and insurance services	116,052.63
United Kingdom of Great Britain and Northern Ireland	WILTON PARK EXECUTIVE AGENCY	Transportation, storage, mail services	48,959.61
United Kingdom of Great Britain and Northern Ireland	ZENSAR TECHNOLOGIES (UK) LIMITED	Engineering and research services	2,267,062.01
United Republic of Tanzania	UNSPECIFIED VENDOR	Building and maintenance services	293,294.72
United Republic of Tanzania	UNSPECIFIED VENDOR	Editorial, design, graphic services	39,996.27
United Republic of Tanzania	UNSPECIFIED VENDOR	Education and training services	76,526.07
United Republic of Tanzania	UNSPECIFIED VENDOR	Fuels and lubricants etc.	38,416.44
United Republic of Tanzania	UNSPECIFIED VENDOR	Management and admin services	788,011.53
United Republic of Tanzania	UNSPECIFIED VENDOR	Public order and security services	60,281.66
United Republic of Tanzania	UNSPECIFIED VENDOR	Transportation, storage, mail services	44,343.86
United Republic of Tanzania	UNSPECIFIED VENDOR	Travel, food and lodging	926,087.95
United States of America	1808 EYE STREET, INC	Management and admin services	591,000.00
United States of America	ASSOCIATES FOR INTERNATIONAL MANAGEMENT	Management and admin services	94,555.00
United States of America	CULINART INC	Travel, food and lodging	32,051.60
United States of America	NEXUS ASSOCIATES, INC.	Management and admin services	31,400.00
United States of America	PILLAY, RAJEEV 123053	Management and admin services	54,988.00
United States of America	PLAZA TOWER LLC	Management and admin services	799,800.08
United States of America	QED CONSULTING LLC	Management and admin services	38,000.00
United States of America	SUCCESSFACTORS, INC	Education and training services	403,174.24
Unspecified countries	APHEDA	Management and admin services	73,187.00
Unspecified countries	ASOCIACION PRO FUNDACION PARA LAS CIENCIA	Management and admin services	41,000.00
Unspecified countries	EDINGTON, JULIET 139210	Management and admin services	32,061.40
Unspecified countries	HIEP HOI XUAT KHAU LAO DONG VIET NAM	Management and admin services	33,540.00
Unspecified countries	MARIA DEL CARMEN RODRIGUEZ	Industrial cleaning services	35,318.68
Unspecified countries	UNDP UZBEKISTAN TASHKENT	Transportation, storage, mail services	33,786.00
Unspecified countries	UNDP YEMEN SANAA	Management and admin services	42,759.00
Unspecified countries	UNSPECIFIED VENDOR	Building and maintenance services	401,058.28
Unspecified countries	UNSPECIFIED VENDOR	Editorial, design, graphic services	114,840.64
Unspecified countries	UNSPECIFIED VENDOR	Education and training services	163,968.40
Unspecified countries	UNSPECIFIED VENDOR	Fuels and lubricants etc.	129,041.92
Unspecified countries	UNSPECIFIED VENDOR	Management and admin services	2,932,742.48
Unspecified countries	UNSPECIFIED VENDOR	Public order and security services	81,704.90
Unspecified countries	UNSPECIFIED VENDOR	Transportation, storage, mail services	90,002.68
Unspecified countries	UNSPECIFIED VENDOR	Travel, food and lodging	3,444,505.07
Unspecified countries	YOUTH LEADERSHIP DEVELOPMENT FOUNDATIOI	Management and admin services	280,000.00
IMF			
United States of America	1000K LLC PROMUS HOTELS	Travel, food and lodging	48,499.49
United States of America	1899 PENN OWNER LP	Engineering and research services	32,610.31
United States of America	4CAST INC	Public sector related services	71,400.00
United States of America	A SPEAKERS	Education and training services	35,045.31
United States of America	A TO Z HOUSEKEEPING SOLUTIONS PVT LTD	Engineering and research services	32,616.00
United States of America	ACCELERA SOLUTIONS	Engineering and research services	344,400.00
United States of America	ACCOUNTABILITY	Engineering and research services	2,824.00
United States of America	ACCOUNTABILITY	Environmental services	100,000.00
United States of America	ACCRUENT LLC	Engineering and research services	48,598.34
United States of America	ACCUITY INC	Public sector related services	55,785.00
United States of America	ADAMS BURCH CO INC	Engineering and research services	49,534.00
United States of America	ADOBE SYSTEMS INCORPORATED	Engineering and research services	41,400.00
United States of America	AETNA LIFE INSURANCE COMPANY	Healthcare services	2,850,000.00
United States of America	AGENCE FRANCE PRESSE	Public sector related services	64,562.00
United States of America	AKAMAI TECHNOLOGIES	Engineering and research services	328,680.00
United States of America	ALLIED UNIVERSAL	Public order and security services	10,110,302.07
United States of America	ALLIED UNIVERSAL	Security and safety equipment	56,855.00
United States of America	AMAZON CAPITAL SERVICES INC	Engineering and research services	4,155.00
United States of America	AMAZON CAPITAL SERVICES INC	IT and communications equipment	1,739.80
United States of America	AMAZON CAPITAL SERVICES INC	Office equipment	29,990.00
United States of America	AMBIUS LLC	Furniture	33,121.70
United States of America	AMBIUS LLC	Management and admin services	3,286.02
United States of America	AMBIUS LLC	Travel, food and lodging	1,466.31
United States of America	AMERICAN INTERNATIONAL DISTRIBUTION CORP	Editorial, design, graphic services	1,795,000.00
United States of America	AMERICAN OFFICE OF WASHINGTON DC	Building and maintenance services	34,037.50
United States of America	AMERICAN ONLINE GIVING FOUNDATION	Engineering and research services	110,000.00
United States of America	AMINESE DAISE	Healthcare services	88,000.00
United States of America	APTECH SYSTEMS INC	Engineering and research services	49,900.00
United States of America	AQUILA FITNESS CONSULTING SYSTEMS LTD	Management and admin services	410,000.00
United States of America	ARAMARK CORPORATION	Travel, food and lodging	45,694.99
United States of America	ARGUS MEDIA INC	Public sector related services	37,881.00
United States of America	ART SPECIALIST LC	Engineering and research services	85,947.00
United States of America	ARTEX INC	Engineering and research services	16,585.50
United States of America	ARTEX INC	Published products	21,101.50
United States of America	ARTHUR J GALLAGHER RISK MANAGEMENT	Public order and security services	35,000.00
United States of America	ASPECT SECURITY	Management and admin services	900,960.00
United States of America	AT&T	Building and maintenance services	2,302,450.00
United States of America	AUTOMATED GRAPHICS SYSTEMS INC	Engineering and research services	476,056.80
United States of America	AVASANT LLC	Management and admin services	578,686.38
United States of America	AVI-SPL	Management and admin services	1,716,210.81
United States of America	AZUQUA INC	IT and communications equipment	48,000.00

Location of supplier	Supplier name	Category description	Value (USD)
IMF continued			
United States of America	BCD TRAVEL	Travel, food and lodging	2,659,608.00
United States of America	BELEKTRON D O O	Engineering and research services	30,613.21
United States of America	BENEVITY INC	Engineering and research services	87,000.00
United States of America	BETH SINGER DESIGN LLC	Editorial, design, graphic services	91,950.00
United States of America	BIAS CORP	Engineering and research services	474,112.37
United States of America	BIT9 INC	Engineering and research services	78,912.00
United States of America	BIZFLOW CORPORATION	Engineering and research services	77,696.53
United States of America	BLACKBOARD INC	IT and communications equipment	32,500.00
United States of America	BLACKBOARD INC	Management and admin services	32,500.00
United States of America	BLOOMBERG FINANCE LP	Building and maintenance services	32,280.00
United States of America	BLOOMBERG FINANCE LP	Public sector related services	144,480.98
United States of America	BLUE SKY NETWORK LLC	Building and maintenance services	100,000.00
United States of America	BOOZ ALLEN HAMILTON INC	Management and admin services	347,164.00
United States of America	BOOZ ALLEN HAMILTON INC	Public order and security services	707,000.00
United States of America	BOSTON CONSULTING GROUP	Management and admin services	242,546.00
United States of America	BOXINC	Engineering and research services	434,424.00
United States of America	BOXINC	IT and communications equipment	35,408.53
United States of America	BRIGHTCOVE INC	Engineering and research services	64,085.63
United States of America	BRIGHTCOVE INC	IT and communications equipment	63,635.63
United States of America	BRIGHTIDEA	Engineering and research services	100,252.00
United States of America	BROADSPIRE SERVICES INC	Healthcare services	357,260.00
United States of America	BST AMERICA LLC	Management and admin services	32,400.00
United States of America	BT CONFERENCING VIDEO INC	Building and maintenance services	47,007.51
United States of America	BT CONFERENCING VIDEO INC	Engineering and research services	145,334.53
United States of America	BUILDING HEALTH SCIENCES	Management and admin services	500,000.00
United States of America	BUREAU VAN DIJK ELECTRONIC PUBLISHING	Public sector related services	436,209.00
United States of America	BURSON-MARSTELLER	Management and admin services	151,598.16
United States of America	BUSINESS UNIVERSITY	Education and training services	32,205.00
United States of America	CA INC	Engineering and research services	93,075.68
United States of America	CA INC	IT and communications equipment	46,888.34
United States of America	CALLAN ASSOCIATES INC	Politics and civic affairs services	45,000.00
United States of America	CANON BUSINESS PROCESS SERVICES	Editorial, design, graphic services	135,000.00
United States of America	CANON BUSINESS PROCESS SERVICES	Engineering and research services	1,623,699.52
United States of America	CAPITAL ECONOMICS NA LTD	Public sector related services	34,000.00
United States of America	CAPLIN&DRYSDALE	Management and admin services	50,000.00
United States of America	CAPTURE TECHNOLOGIES	Management and admin services	120,264.48
United States of America	CARAHSOFT TECHNOLOGY GROUP	Management and admin services	578,108.45
United States of America	CAREER SYSTEMS INTERNATIONAL (CSI)	Education and training services	68,750.00
United States of America	CBRE SOUTH ASIA PRIVATE LIMITED	Management and admin services	31,234.12
United States of America	CENTER FOR CREATIVE LEADERSHIP	Management and admin services	38,368.00
United States of America	CENTER OF EXCELLENCE IN FINANCE	Management and admin services	32,333.33
United States of America	CGI FEDERAL INC	Transportation, storage, mail services	36,000.00
United States of America	CHINA BUSINESS NEWS CO LTD	Editorial, design, graphic services	45,700.00
United States of America	CHINA FINANCIAL&ECONOMIC PUBLISHINGHOUS	Editorial, design, graphic services	43,431.00
United States of America	CIBT	Travel, food and lodging	482,826.00
United States of America	CIGNA HEALTH SERVICES BVBA	Healthcare services	5,890,000.00
United States of America	CLARITY AND IMPACT LIMITED	Education and training services	48,000.00
United States of America	CLEAR LAW INSTITUTE LLC	Education and training services	49,700.00
United States of America	CLUB QUARTERS HOTEL	Travel, food and lodging	30,236.00
United States of America	CMPARTNERS	Education and training services	109,011.79
United States of America	CODEMANTRA US LLC	Editorial, design, graphic services	309,902.95
United States of America	COGNIZANT TECHNOLOGY SOLUTIONS US CORP	Management and admin services	60,000.00
United States of America	COMMERCIUM TECHNOLOGY INC	Engineering and research services	137,716.00
United States of America	COMMONSSENSE	Management and admin services	40,791.00
United States of America	COMMUNICATIONS DEVELOPMENT INC	Education and training services	63,000.00
United States of America	CONCORDIA HOTEL	Travel, food and lodging	73,345.00
United States of America	CONSENSUS ECONOMICS INC	Public sector related services	138,000.00
United States of America	CONTRACT OFFICE INSTALLATIONS INC	Building and maintenance services	40,000.00
United States of America	CONTROL RISKS GROUP LLC	Public order and security services	1,399,556.20
United States of America	COPPER RIVER INFORMATION TECHNOLOGY	Engineering and research services	76,716.00
United States of America	COPYRIGHT CLEARANCE CENTER INC	Public sector related services	182,578.96
United States of America	CORPORATE COMMUNICATIONS GROUP	Editorial, design, graphic services	129,133.00
United States of America	CORPORATE DINING INC	Healthcare services	36,330.00
United States of America	CORPORATE EXECUTIVE BOARD	Education and training services	49,850.00
United States of America	CORPORATE EXECUTIVE BOARD	IT and communications equipment	186,400.00
United States of America	CORPORATE EXECUTIVE BOARD	Management and admin services	31,000.00
United States of America	CORPORATE EXECUTIVE BOARD	Public sector related services	77,300.00
United States of America	CORPORATE PRESS, INC	Editorial, design, graphic services	30,309.37
United States of America	CRAYON SOFTWARE EXPERTS LLC	Management and admin services	76,211.20
United States of America	CREATIVE MATTERS INC	Building and maintenance services	49,245.00
United States of America	CREDIT MARKET ANALYSIS LTD (CMA)	Public sector related services	78,925.00
United States of America	CROSS MUSEUM SERVICES	Healthcare services	49,000.00
United States of America	CRUCIAL COMMUNICATION LTD	Education and training services	93,600.00
United States of America	CT GLOBAL SOLUTIONS INC	Management and admin services	36,000.00
United States of America	CUTTER CONSORTIUM	IT and communications equipment	44,000.00
United States of America	CVENT INC	Management and admin services	76,025.00
United States of America	DAILEY DIRECT	Editorial, design, graphic services	48,000.00
United States of America	DARTMOUTH JOURNAL SERVICES	Editorial, design, graphic services	334,649.02
United States of America	DAVID ALLEN	Healthcare services	35,000.00
United States of America	DAVID COLEMAN	Education and training services	60,000.00
United States of America	DC TREASURER	Engineering and research services	707,331.68
United States of America	DEALOGIC LIMITED	Public sector related services	370,000.00
United States of America	DELL MESSAGEONE INC	IT and communications equipment	77,150.00
United States of America	DELOITTE & TOUCHE LLP	Management and admin services	1,509,781.00

Location of supplier	Supplier name	Category description	Value (USD)
IMF continued			
United States of America	DENISE MARIE BERGERON	Healthcare services	49,500.00
United States of America	DENZA CONSTRUCTION LLC	Furniture	69,324.42
United States of America	DENZA CONSTRUCTION LLC	Travel, food and lodging	103,538.60
United States of America	DIANNE C DONOVAN	Healthcare services	120,000.00
United States of America	DIMENSION DATA	Building and maintenance services	170,159.40
United States of America	DIMENSION DATA	Engineering and research services	1,521,189.92
United States of America	DIMENSION DATA	IT and communications equipment	2,301,565.84
United States of America	DIMENSION DATA	Management and admin services	955,237.43
United States of America	DIMENSION DATA	Travel, food and lodging	68,173.95
United States of America	DIVERSIFIED SYSTEMS	Travel, food and lodging	30,588.00
United States of America	DONNELLEY FINANCIAL SOLUTIONS CANADA	Management and admin services	72,371.00
United States of America	DORST MEDIA WORKS INC	Management and admin services	100,000.00
United States of America	DOW JONES NEWS SERVICE	Public sector related services	60,000.00
United States of America	DSI VIDEO SYSTEMS LLC	Management and admin services	1,108,016.91
United States of America	EASTERN RESEARCH GROUP INC	Environmental services	42,500.00
United States of America	EBSCO INFORMATION SERVICES-BR	Public sector related services	251,359.40
United States of America	ECONOMIST INTELLIGENCE UNIT	Public sector related services	199,129.47
United States of America	ECORYS NEDERLAND BV	Management and admin services	60,913.89
United States of America	EDGE STRATEGY AG	IT and communications equipment	35,024.52
United States of America	EDGE STRATEGY AG	Management and admin services	7,492.51
United States of America	EDITSHARE LLC	Management and admin services	36,168.00
United States of America	EDX INC	Engineering and research services	45,000.00
United States of America	EGON ZEHNDER INTERNATIONAL INC	Management and admin services	920,527.23
United States of America	EJ2 COMMUNICATIONS INC	IT and communications equipment	30,000.00
United States of America	ELSEVIER BV	Editorial, design, graphic services	31,000.00
United States of America	EMERGING MARKETS COMMUNICATIONS	Building and maintenance services	706,567.42
United States of America	EMERGING MARKETS ECONOMIC DATA LIMITED (	Public sector related services	381,690.00
United States of America	EMERGING PORTFOLIO FUND RESEARCH INC	Public sector related services	116,150.00
United States of America	ENCLUDE BV	Management and admin services	150,500.00
United States of America	ENTIT SOFTWARE LLC	Engineering and research services	17,988.30
United States of America	ENTIT SOFTWARE LLC	IT and communications equipment	376,941.15
United States of America	ESKO-GRAPHICS INC	Engineering and research services	48,663.00
United States of America	EVANS INC	Management and admin services	252,034.82
United States of America	EVENSONBEST LLC	Building and maintenance services	111,020.00
United States of America	EX LIBRIS (USA) INC	Engineering and research services	103,977.50
United States of America	EXPERIS IT SERVICES US LLC	Editorial, design, graphic services	120,200.00
United States of America	EXPERIS IT SERVICES US LLC	Management and admin services	16,734,539.01
United States of America	EXPERIS IT SERVICES US LLC	Mining, oil and gas services	711,057.24
United States of America	EXPERIS TECHNOLOGY SOLUTIONS PTE LTD	Management and admin services	156,835.99
United States of America	EXPERT SYSTEM ENTEPRISE CORPORATION	Management and admin services	30,000.00
United States of America	FACTIVA	Public sector related services	551,844.00
United States of America	FACTSET RESEARCH SYSTEMS INC	Public sector related services	49,000.00
United States of America	FINANCIAL TIMES	Public sector related services	352,381.00
United States of America	FIRST FEDERAL CORPORATION	Management and admin services	41,133.74
United States of America	FIS REFERENCE DATA SOLUTIONS LLC	Engineering and research services	150,000.00
United States of America	FISCUS LTD	Management and admin services	150,719.00
United States of America	FITCH INFORMATION INC	Public sector related services	542,600.00
United States of America	FOKO INC	IT and communications equipment	42,000.00
United States of America	FORESCOUT	Engineering and research services	232,940.24
United States of America	FORESCOUT	IT and communications equipment	48,701.25
United States of America	FORESEE RESULTS INC	Management and admin services	49,500.00
United States of America	FORESIGHT LLC	Engineering and research services	133,560.00
United States of America	FORESIGHT LLC	IT and communications equipment	119,520.00
United States of America	FORESIGHT LLC	Management and admin services	571,488.00
United States of America	FORRESTER RESEARCH INC	IT and communications equipment	93,224.00
United States of America	FOUNDING FARMERS LLC	Travel, food and lodging	1,000,000.00
United States of America	FOUR INC	Engineering and research services	937,222.56
United States of America	FOUR INC	IT and communications equipment	692,777.44
United States of America	FRAGOMEN DEL REY BERNSEN AND LOEWY LLP	Management and admin services	212,800.00
United States of America	FRANKLIN COVEY	Management and admin services	32,554.27
United States of America	FRONTIER MEDEX INC	Public sector related services	32,813.00
United States of America	FS ISAC	Politics and civic affairs services	49,950.00
United States of America	FTI CONSULTING INC	Management and admin services	32,811.18
United States of America	G2J COM	Building and maintenance services	71,500.00
United States of America	G4S SECURE SOLUTIONS (INDIA) PVT LTD	Public order and security services	38,426.68
United States of America	GARTNER INC	IT and communications equipment	176,120.00
United States of America	GARTNER INC	Management and admin services	250,000.00
United States of America	GAVIN DE BECKER & ASSOCIATES	Public order and security services	1,820,740.00
United States of America	GENESIS SECURITY SYSTEMS LLC	Public order and security services	568,938.00
United States of America	GENESIS SECURITY SYSTEMS LLC	Security and safety equipment	32,498.40
United States of America	GENEVIEVE MONNET-WILLIAMS	Healthcare services	40,000.00
United States of America	GEORGETOWN UNIVERSITY	Management and admin services	49,954.00
United States of America	GERARD CAPRIO	Management and admin services	40,000.00
United States of America	GETGO INC	Engineering and research services	79,913.50
United States of America	GLASSDOOR	Management and admin services	48,500.00
United States of America	GLOBAL COACHING STRATEGIES LLC	Education and training services	212,000.00
United States of America	GLOBAL DEVELOPMENT NETWORK	IT and communications equipment	30,000.00
United States of America	GLOBAL EMPLOYMENT SOLUTIONS	Management and admin services	333,200.00
United States of America	GLOBAL EPROCURE	IT and communications equipment	53,000.00
United States of America	GRAHAM STAFFING SERVICES	Management and admin services	50,000.00
United States of America	GRANICUS INC	Management and admin services	70,710.95
United States of America	GROUP PMX LLC	Management and admin services	1,378,248.00
United States of America	GROVO LEARNING INC	Public order and security services	37,250.00
United States of America	GRUNLEY CONSTRUCTION CO INC	Travel, food and lodging	9,638,138.00

Location of supplier	Supplier name	Category description	Value (USD)
IMF continued			
United States of America	HARGROVE INC	Furniture	130,000.00
United States of America	HARGROVE INC	Travel, food and lodging	1,633,335.13
United States of America	HAVER ANALYTICS	Public sector related services	291,000.00
United States of America	HAWORTH MIDDLE EAST	Furniture	25,337.00
United States of America	HAWORTH MIDDLE EAST	Public sector related services	3,197.00
United States of America	HAWORTH MIDDLE EAST	Transportation, storage, mail services	37,939.00
United States of America	HEALTH DATA & MANAGEMENT SOLUTIONS INC	Healthcare services	130,000.00
United States of America	HEIDI P GRAUEL	Healthcare services	47,100.00
United States of America	HEWLETT PACKARD ENTERPRISE COMPANY	Engineering and research services	172,646.04
United States of America	HILL INTERNATIONAL INC	Management and admin services	159,273.00
United States of America	HILL INTERNATIONAL INC	Travel, food and lodging	381,846.00
United States of America	HILLDRUP COMPANIES	Transportation, storage, mail services	87,500.00
United States of America	HIRERIGHT INC	Management and admin services	40,000.00
United States of America	HUMAN CAPITAL INDEX LTD TRADING AS	Management and admin services	35,000.00
United States of America	I-EXCEED	Management and admin services	215,820.00
United States of America	IBM	Management and admin services	32,200.00
United States of America	IBM CORP	Management and admin services	45,000.00
United States of America	IBRD	Engineering and research services	72,328.00
United States of America	IBRD	Management and admin services	110,217.00
United States of America	IBRD	Public order and security services	95,611.84
United States of America	IHS GLOBAL	Engineering and research services	132,500.00
United States of America	IHS GLOBAL INC	Public sector related services	43,824.38
United States of America	INCISIVE MEDIA SERVICES LTD	Public sector related services	54,928.00
United States of America	INFODESK INC	Engineering and research services	104,200.00
United States of America	INFOR GLOBAL SOLUTIONS	Engineering and research services	86,512.49
United States of America	INSIGHT DIRECT USA INC	Engineering and research services	1,262,502.52
United States of America	INSIGHT DIRECT USA INC	IT and communications equipment	1,862,500.96
United States of America	INSIGHT DIRECT USA INC	Management and admin services	8,125.00
United States of America	INSPIRED LEARNING	Management and admin services	81,978.16
United States of America	INSTITUTE OF INTERNAL AUDITORS	Management and admin services	34,500.00
United States of America	INSTITUTE OF INTERNATIONAL EDUCATION INC	Management and admin services	80,000.00
United States of America	INSTITUTE OF INTERNATIONAL FINANCE	Public sector related services	45,000.00
United States of America	INTEGRATED MEDIA TECHNOLOGIES INC	Management and admin services	49,950.00
United States of America	INTERMEC TECHNOLOGIES CORP	Engineering and research services	90,107.00
United States of America	INTERMEC TECHNOLOGIES CORP	IT and communications equipment	173,880.00
United States of America	INTERNAL REVENUE SERVICE	Management and admin services	38,985.00
United States of America	INTERNATIONAL CENTER FOR LANGUAGE	Education and training services	770,052.09
United States of America	INTERNATIONAL COMMUNICATIONS ASSOC INC	Education and training services	202,307.21
United States of America	INTERNATIONAL SQUARE LP	Public sector related services	1,258,200.00
United States of America	INTERNATIONAL SQUARE LP	Travel, food and lodging	628,877.17
United States of America	INTERNET SECURITIES INC	Public sector related services	195,528.00
United States of America	INTEX SOLUTIONS INC	IT and communications equipment	124,000.00
United States of America	INVESTMENT TRAINING & CONSULTING INST	Politics and civic affairs services	49,500.00
United States of America	IRON MOUNTAIN NUS	Land, building and structures	383,000.00
United States of America	JACOBS ENGINEERING GROUP	Engineering and research services	1,925,427.04
United States of America	JACOBS ENGINEERING GROUP	Travel, food and lodging	572,491.40
United States of America	JAMES L ROWE JR	Healthcare services	49,990.00
United States of America	JE RICHARDS INC	Engineering and research services	35,800.00
United States of America	JOHN WILEY&SON INC	Public sector related services	125,481.00
United States of America	KADIEV GLOBAL LTD	Public sector related services	56,135.00
United States of America	KARTENEX JOINT STOCK COMPANY	Motor vehicles and parts	38,350.00
United States of America	KATY A WHIPPLE	Healthcare services	46,357.50
United States of America	KEILHAUER LTD	Building and maintenance services	278,859.00
United States of America	KEY COMMUNICATIONS BASED TECHNOLOGY LLC	Travel, food and lodging	87,532.00
United States of America	KINDERCARE EDUCATION AT WORK LLC	Management and admin services	75,000.00
United States of America	KINNARPS LLC	Furniture	54,091.38
United States of America	KITTY CARROLL COLBERT	Healthcare services	50,713.97
United States of America	KNOLL, INC	Building and maintenance services	77,000.00
United States of America	KORN FERRY HAY GROUP INC	Education and training services	462,500.00
United States of America	KORN FERRY HAY GROUP INC	Management and admin services	361,883.00
United States of America	KPMG LLP	Management and admin services	3,636,566.00
United States of America	KPMG LLP	Politics and civic affairs services	87,688.00
United States of America	LAC FEDERAL	Management and admin services	82,560.00
United States of America	LARSEN AND TOUBRO INFOTECH LTD	Management and admin services	7,012,497.68
United States of America	LEADERSHIP POTENTIAL UNLIMITED LLC	Healthcare services	90,400.00
United States of America	LENOVO (UNITED STATES) INC	Building and maintenance services	2,420.00
United States of America	LENOVO (UNITED STATES) INC	IT and communications equipment	6,995,028.75
United States of America	LEVEL 3 COMMUNICATIONS LLC	Building and maintenance services	60,600.00
United States of America	LEVEL 3 COMMUNICATIONS LLC	Engineering and research services	47,422.00
United States of America	LIBERTY BUSINESS STRATEGIES LTD	Education and training services	61,700.00
United States of America	LIBRARY ASSOCIATES INC	Management and admin services	480,327.93
United States of America	LIGHTNING SOURCE INC	Editorial, design, graphic services	31,549.58
United States of America	LINKEDIN CORPORATION	Management and admin services	93,197.00
United States of America	LISA KOLOVICH	Healthcare services	142,245.00
United States of America	LOCKTON COMPANIES LLC	Financial and insurance services	192,885.15
United States of America	LOCKTON COMPANIES LLC	Management and admin services	1,033,801.00
United States of America	LORRAINE COFFEY	Healthcare services	33,980.00
United States of America	LUCY S MORALES	Healthcare services	49,900.00
United States of America	M. ARTHUR GENSLER JR & ASSOCIATES INC	Engineering and research services	565,090.00
United States of America	M. ARTHUR GENSLER JR & ASSOCIATES INC	Travel, food and lodging	48,660.00
United States of America	MAC BUSINESS SOLUTIONS INC	IT and communications equipment	45,375.00
United States of America	MAC BUSINESS SOLUTIONS INC	Public sector related services	379,808.00
United States of America	MARKIT GROUP LIMITED	Public sector related services	112,200.00
United States of America	MATHWORKS INC	IT and communications equipment	43,875.00

Location of supplier	Supplier name	Category description	Value (USD)
IMF continued			
United States of America	MCARDLE PRINTING CO	Editorial, design, graphic services	90,561.00
United States of America	MCLAGAN LTD	Management and admin services	120,000.00
United States of America	MEDIA VISION USA INC	Management and admin services	34,000.00
United States of America	MEN & MICE	Engineering and research services	31,598.00
United States of America	MERCER HUMAN RESOURCE CONSULTING	Management and admin services	60,000.00
United States of America	METACOMMUNICATIONS	Management and admin services	43,400.00
United States of America	METADATA TECHNOLOGY LTD	Engineering and research services	160,500.00
United States of America	MICHAEL HARRUP	Healthcare services	49,500.00
United States of America	MICROSOFT CORPORATION	Engineering and research services	2,227,218.03
United States of America	MICROSOFT SERVICES	Management and admin services	250,000.00
United States of America	MIDATLANTIC PRINTERS LTD	Editorial, design, graphic services	32,350.00
United States of America	MINOR HOTELS ZAMBIA LTD	Management and admin services	32,895.00
United States of America	MOODY'S ANALYTICS INC	Public sector related services	320,250.00
United States of America	MOODYS ANALYTICS INC	Public sector related services	356,992.00
United States of America	MOREDIRECT INC	Engineering and research services	891,986.76
United States of America	MOREDIRECT INC	IT and communications equipment	227,959.44
United States of America	MORGANFRANKLIN CONSULTING LLC	Management and admin services	75,000.00
United States of America	MORNINGSTAR INC	Public sector related services	36,000.00
United States of America	MOZAYIX	Public order and security services	1,298,598.64
United States of America	NATIONAL OFFICE SYSTEMS	Building and maintenance services	204,008.25
United States of America	NATIONAL OFFICE SYSTEMS	Engineering and research services	48,509.40
United States of America	NEAL R GROSS & CO INC	Management and admin services	72,000.00
United States of America	NET 100 LTD	Building and maintenance services	118,000.00
United States of America	NET 100 LTD	Travel, food and lodging	81,380.79
United States of America	NEWSFIRST	Management and admin services	30,935.81
United States of America	NON PROFIT HR	Management and admin services	200,000.00
United States of America	NOVITEX ENTERPRISE SOLUTIONS INC	Engineering and research services	1,500,000.00
United States of America	O'GARA GROUP	Public order and security services	210,000.00
United States of America	OECD	Management and admin services	36,002.00
United States of America	OFFICE DEPOT INC	IT and communications equipment	45,000.00
United States of America	OFS BRANDS INC	Building and maintenance services	1,113,000.00
United States of America	OG RESEARCH SRO	Management and admin services	99,203.40
United States of America	ONIX NETWORKING CORP	IT and communications equipment	59,837.00
United States of America	OOO GOGOLEVSKY 11	Management and admin services	44,779.10
United States of America	OOO GOGOLEVSKY 11	Public sector related services	875.96
United States of America	OPEN TEXT INC	Engineering and research services	459,926.14
United States of America	OPTIV SECURITY INC	Engineering and research services	102,228.00
United States of America	OPTIV SECURITY INC	IT and communications equipment	63,171.00
United States of America	OPTIV SECURITY INC	Management and admin services	31,000.00
United States of America	ORACLE AMERICA INC	Engineering and research services	1,304,242.00
United States of America	ORACLE AMERICA INC	IT and communications equipment	45,640.38
United States of America	ORACLE FINANCIAL SERVICES SOFTWARE INC	IT and communications equipment	547,336.00
United States of America	ORACLE FINANCIAL SERVICES SOFTWARE INC	Management and admin services	248,624.00
United States of America	ORATORIO MEDIA AND PRESENTATION TRAINING	Education and training services	52,245.00
United States of America	OVERSEAS DEVELOPMENT INSTITUTE (ODI)	Management and admin services	35,000.00
United States of America	OXFORD ANALYTICA INC	Public sector related services	214,650.00
United States of America	OXFORD UNIVERSITY PRESS	Public sector related services	32,402.00
United States of America	PA CONSULTING GROUP INC	Education and training services	40,118.61
United States of America	PALMASSETS SA	Travel, food and lodging	84,133.62
United States of America	PATRICIA LOO DBA P LOO COMMUNICATIONS	Editorial, design, graphic services	47,700.00
United States of America	PATRICIA LOO DBA P LOO COMMUNICATIONS	Healthcare services	85,300.25
United States of America	PAYCOMMERCE INC	Engineering and research services	94,177.00
United States of America	PEPPERDASH TECHNOLOGY CORPORATION	Management and admin services	49,900.00
United States of America	PERFECT INFORMATION	Public sector related services	56,000.00
United States of America	PETER G. PETERSON INSTITUTE	Management and admin services	205,202.00
United States of America	PGF POLICY LTD	Politics and civic affairs services	35,505.00
United States of America	PGF POLICY LTD	Travel, food and lodging	9,638.00
United States of America	PHASE SHIFT CONSULTING LLC	Management and admin services	67,500.00
United States of America	PHISHME INC	IT and communications equipment	41,673.00
United States of America	POWERS SECURITE	Unspecified services	74,282.50
United States of America	PRICE MODERN LLC	Building and maintenance services	808,089.81
United States of America	PRICE WATERHOUSE COOPERS	Management and admin services	212,500.00
United States of America	PRICEWATERHOUSECOOPERS LLP	Management and admin services	142,500.00
United States of America	PRICEWATERHOUSECOOPERS LLP	Politics and civic affairs services	800,000.00
United States of America	PROGRAM PLANNING PROFESSIONALS INC	Management and admin services	450,000.00
United States of America	PROOFPOINT INC	IT and communications equipment	40,500.00
United States of America	PSAV PRESENTATION SERVICES INC	Management and admin services	1,303,514.66
United States of America	QUALITY ASSOCIATES INC.	Management and admin services	124,947.50
United States of America	QUALYS INC	Management and admin services	192,420.00
United States of America	QUEBIT CONSULTING LLC	Management and admin services	49,800.00
United States of America	R R DONNELLEY RECEIVABLES INC	Editorial, design, graphic services	77,625.00
United States of America	RADHA KRISHNA BUILDERS LTD	IT and communications equipment	42,660.58
United States of America	RAGNAR HJALMARSSON	Healthcare services	30,277.00
United States of America	RAMP HOLDINGS INC	Management and admin services	34,050.00
United States of America	RAND CONSTRUCTION	Management and admin services	179,625.00
United States of America	RAND CONSTRUCTION	Travel, food and lodging	1,566,137.00
United States of America	RANDSTAD TECHNOLOGIES	Management and admin services	3,728,105.00
United States of America	RAYTHEON FOREGROUND SECURITY INC	Engineering and research services	57,999.88
United States of America	RAYTHEON FOREGROUND SECURITY INC	Management and admin services	519,770.24
United States of America	RCS RADIO SATELLITE COMMUNICATION	Building and maintenance services	40,000.00
United States of America	RECORDED FUTURE	IT and communications equipment	100,000.00
United States of America	RECOVERY POINT SYSTEMS	Management and admin services	45,954.00
United States of America	REGO CONSULTING CORPORATION	Management and admin services	35,280.00
United States of America	RELIANCE STANDARD LIFE INSURANCE COMPANY	Management and admin services	165,000.00

Location of supplier	Supplier name	Category description	Value (USD)
IMF continued			
United States of America	RESTON LIMOUSINE	Transportation, storage, mail services	192,000.00
United States of America	REUTERS AMERICA INC	Building and maintenance services	46,688.00
United States of America	REUTERS AMERICA INC	Public sector related services	182,437.00
United States of America	RICHARD C BOLY	Management and admin services	50,000.00
United States of America	RICHARD TANENBAUM	Healthcare services	50,000.00
United States of America	RIEDEL	Management and admin services	106,067.50
United States of America	RIGHTPOINT CONSULTING	Management and admin services	82,660.00
United States of America	RITZ-CARLTON - WASHINGTON	Travel, food and lodging	43,038.38
United States of America	RIVERBED TECHNOLOGY	Engineering and research services	45,195.00
United States of America	ROSETTA STONE LTD	Education and training services	52,350.00
United States of America	ROSS VIDEO	Management and admin services	40,533.10
United States of America	ROY C BABAN	Healthcare services	31,266.00
United States of America	RUNTIME COLLECTIVE LIMITED	Management and admin services	45,600.00
United States of America	RUPERT AND COMPANY	Management and admin services	35,000.00
United States of America	RYSTAD ENERGY	Public sector related services	103,000.00
United States of America	S & P CAPITAL IQ LLC	Public sector related services	177,364.22
United States of America	S ALEXANDRA RUSSELL	Healthcare services	81,840.00
United States of America	SAMUEL MCTYRE	Management and admin services	150,000.00
United States of America	SAP PUBLIC SERVICES INC	Engineering and research services	32,373.04
United States of America	SAPIENT GOVERNMENT SERVICES INC	Management and admin services	67,658.00
United States of America	SAS INSTITUTE INC	Engineering and research services	81,200.00
United States of America	SCANNA MSC LTD	Public order and security services	32,450.68
United States of America	SCIENTIFIC PUBLISHING SERVICES	Editorial, design, graphic services	30,303.00
United States of America	SCRIBBLE TECHNOLOGIES INC	Management and admin services	30,500.00
United States of America	SEARCH TECHNOLOGIES CORPORATION	Management and admin services	1,540,000.00
United States of America	SEEUNITY INC	Engineering and research services	89,872.26
United States of America	SEIWA BUSINESS CO LTD	Furniture	107,825.28
United States of America	SERVICENOW INC	IT and communications equipment	493,257.00
United States of America	SETTY & ASSOCIATES LTD	Engineering and research services	175,160.00
United States of America	SETTY & ASSOCIATES LTD	Travel, food and lodging	253,177.00
United States of America	SHEILA MCKENNA	Healthcare services	124,000.00
United States of America	SHERIDAN PRESS	Editorial, design, graphic services	35,702.15
United States of America	SINEQUA	IT and communications equipment	52,083.33
United States of America	SINEQUA	Management and admin services	1,250,000.00
United States of America	SITECORE USA INC	Engineering and research services	56,164.80
United States of America	SITECORE USA INC	IT and communications equipment	107,875.00
United States of America	SKIDMORE OWINGS & MERRILL LLP	Building and maintenance services	60,350.00
United States of America	SKIDMORE OWINGS & MERRILL LLP	Management and admin services	130,543.75
United States of America	SKILLSOFT CORPORATION	IT and communications equipment	99,313.04
United States of America	SMART SOURCE COMPUTER AND AUDIO VISUAL	Engineering and research services	6,950.00
United States of America	SMART SOURCE COMPUTER AND AUDIO VISUAL	IT and communications equipment	16,830.00
United States of America	SMART SOURCE COMPUTER AND AUDIO VISUAL	Management and admin services	12,317.50
United States of America	SMARTLOGIC SEMAPHORE INC	Management and admin services	35,650.00
United States of America	SNL FINANCIAL LC	Public sector related services	311,050.00
United States of America	SOCIETY FOR HUMAN RESOURCE MGMT	Education and training services	35,600.00
United States of America	SOCIETY FOR ORGANIZATIONAL LEARNING	Education and training services	259,000.00
United States of America	SODEXO	Building and maintenance services	329,434.94
United States of America	SODEXO	Engineering and research services	30,035,822.88
United States of America	SODEXO	Environmental services	200,000.00
United States of America	SODEXO	Healthcare services	3,077,331.41
United States of America	SODEXO	Travel, food and lodging	4,675,968.59
United States of America	SPRINGER CUSTOMER SERVICE LLC	Public sector related services	59,164.00
United States of America	SPRINT COMMUNICATIONS COMPANY LP	Building and maintenance services	95,800.00
United States of America	STANTEC ARCHITECTURE	Travel, food and lodging	339,011.06
United States of America	STATA CORP	IT and communications equipment	44,051.00
United States of America	STE GALERIE COMFORTIUM	Furniture	42,346.72
United States of America	STEELCASE INC	Building and maintenance services	9,255,050.00
United States of America	SUCCESSFACTORS INC	IT and communications equipment	176,964.00
United States of America	SUDDATH GLOBAL LOGISTICS LLC	Transportation, storage, mail services	150,000.00
United States of America	SUMTOTAL SYSTEMS INC	IT and communications equipment	86,214.12
United States of America	SURREY HOTEL MANAGEMENT LTD	Travel, food and lodging	53,244.73
United States of America	SWIFT	Building and maintenance services	40,000.00
United States of America	SWIFT	Engineering and research services	102,895.00
United States of America	SWIFT	Public sector related services	70,194.60
United States of America	TABLEAU SOFTWARE INC	Education and training services	30,740.12
United States of America	TABLEAU SOFTWARE INC	Engineering and research services	48,752.00
United States of America	TALENTQUEST	Public order and security services	36,500.00
United States of America	TATA CONSULTANCY SERVICES LTD	Management and admin services	11,319,684.28
United States of America	TAYLOR AND FRANCIS GROUP LLC	Public sector related services	141,385.27
United States of America	TD INTERNATIONAL LLC	Public order and security services	252,500.00
United States of America	TEAMPEOPLE LLC	Engineering and research services	997,200.00
United States of America	TEAMPEOPLE LLC	Management and admin services	2,455,095.18
United States of America	TEKNION LLC	Building and maintenance services	100,000.00
United States of America	TEKSYSTEMS INC	Management and admin services	12,144,634.94
United States of America	THAVRON SOLUTIONS	Management and admin services	81,100.00
United States of America	THE COMMUNICATION CENTER	Education and training services	280,192.03
United States of America	THE INN AT PERRY CABIN	Travel, food and lodging	97,474.73
United States of America	THE MATH WORKS	IT and communications equipment	63,369.00
United States of America	THE MATH WORKS	Management and admin services	301,614.00
United States of America	THE NEWSMARKET INC	Management and admin services	45,026.00
United States of America	THE TALENT STRATEGY GROUP	Education and training services	30,000.00
United States of America	THE TALENT STRATEGY GROUP	Management and admin services	44,947.73
United States of America	THEO AND SEBASTIAN LLC	Editorial, design, graphic services	39,100.00
United States of America	THOMSON REUTERS	Engineering and research services	42,084.00

Location of supplier	Supplier name	Category description	Value (USD)
IMF continued			
United States of America	THOMSON REUTERS (MARKETS) LLC	Engineering and research services	42,360.00
United States of America	THOMSON REUTERS (MARKETS) LLC	Public sector related services	367,512.00
United States of America	THOUGHTSPOT INC	IT and communications equipment	49,000.00
United States of America	TIAA-CREF HINES PROPERTY MANAGEMENT	Public sector related services	360,020.52
United States of America	TIDEWATER INC	Engineering and research services	300,000.00
United States of America	TIDEWATER INC	Environmental services	170,000.00
United States of America	TOM VACHER	Management and admin services	35,000.00
United States of America	TOYOTA EGYPT	Motor vehicles and parts	46,800.00
United States of America	TRADE CENTER MANAGEMENT ASSOCIATES	Travel, food and lodging	535,416.00
United States of America	TRAINING RESOURCES GROUP INC	Education and training services	262,339.06
United States of America	TRELLO INC	IT and communications equipment	49,980.00
United States of America	TYPEFI SYSTEMS PTY LTD	Editorial, design, graphic services	70,770.50
United States of America	UNITED BOOK PRESS INC	Editorial, design, graphic services	315,401.60
United States of America	UNITED NATIONS	Public order and security services	834,440.00
United States of America	UNITED NATIONS	Travel, food and lodging	60,000.00
United States of America	UNITED NATIONS OFFICE PROJECT SERVICES	Motor vehicles and parts	101,913.37
United States of America	UNOPS	Motor vehicles and parts	570,111.78
United States of America	VECTOR TALENT RESOURCES	Editorial, design, graphic services	58,600.00
United States of America	VELIMIR SONJE ARHIVANALITIKA DOO	Healthcare services	33,024.64
United States of America	VELIR STUDIOS INC	Management and admin services	326,664.06
United States of America	VENTURE WORKS INC	Education and training services	32,000.00
United States of America	VERIZON BUSINESS SERVICES	Building and maintenance services	614,228.00
United States of America	VOLVO CAR CORP	Motor vehicles and parts	36,391.30
United States of America	VOLVO CAR CORPORATION	Motor vehicles and parts	41,442.84
United States of America	VUCUREVICH SIMONS ADVISORY GROUP	Management and admin services	31,254.00
United States of America	WASHINGTON METROPOLITAN AREA	Sports and recreational equipment	875,000.00
United States of America	WASHINGTON PROFESSIONAL SYSTEMS	Management and admin services	34,420.00
United States of America	WB MASON CO INC	Material handling machinery	850,000.00
United States of America	WESTERN TELEMATIC INC (WTI)	IT and communications equipment	30,324.00
United States of America	WHITLOCK	Management and admin services	30,448.02
United States of America	WILLIS RELOCATION RISK GROUP	Financial and insurance services	190,000.00
United States of America	WILLIS TOWERS WATSON	Management and admin services	265,950.00
United States of America	WILLIS TOWERS WATSON	Politics and civic affairs services	75,000.00
United States of America	WILLIS TOWERS WATSON INC	Management and admin services	48,500.00
United States of America	WILLKIE FARR & GALLAGHER LLP	Management and admin services	55,278.03
United States of America	WILMERHALE	Management and admin services	44,242.00
United States of America	WIND INFORMATION HK CO LTD	Public sector related services	62,880.00
United States of America	WORLD BANK	Engineering and research services	186,319.86
United States of America	WORLD BANK	Healthcare services	200,000.00
United States of America	WORLD BANK	Management and admin services	64,050.00
United States of America	WORLD BANK	Office equipment	44,969.79
United States of America	WORLD BANK	Public order and security services	477,841.00
United States of America	WORLD VISION	Sports and recreational equipment	33,600.00
United States of America	XEROX CORP	Building and maintenance services	1,912,565.17
United States of America	XN FINANCIAL SERVICES INC	Financial and insurance services	171,517.08
United States of America	ZAYO GROUP LLC	Building and maintenance services	233,604.00
United States of America	ZAYO GROUP LLC	Management and admin services	282,987.28
United States of America	ZOVY LLC	IT and communications equipment	81,158.00
IMO			
Belgium	400237 DONNELLEY FINANCIAL SOLUTIONS	IT and communications equipment	39,805.08
China	400777 MTCC ASIA	Management and admin services	430,211.18
Djibouti	400421 MINISTRY OF EQUIPMENT & TRANSPOR	Office equipment	493,621.47
Fiji	400795 THE PACIFIC COMMUNITY (EURO)	Management and admin services	335,403.73
Greece	400522 NATO MISSLE FIRING RANGE	Travel, food and lodging	39,157.97
Ireland	400410 MICROSOFT IRELAND OPERATIONS LTD	IT and communications equipment	96,251.91
Kenya	400784 JOMO KENYATTA UNIVERSITY	Editorial, design, graphic services	352,795.03
Panama	400800 UNIVERSIDAD MARITIMA INTERNACION	Management and admin services	341,614.91
Seychelles	400820 CENTRAL BANK OF SEYCHELLES	Office equipment	475,000.00
Switzerland	400055 INTERNATIONAL COMPUTING CENTRE	Engineering and research services	105,502.00
Trinidad and Tobago	400781 THE UNIVERSITY OF TRINIDAD	Management and admin services	441,987.09
United Kingdom of Great Britain and Northern Ireland	300024 FLIPSIDE GROUP	Editorial, design, graphic services	148,305.08
United Kingdom of Great Britain and Northern Ireland	300045 LOGICALIS UK LTD	Engineering and research services	310,212.99
United Kingdom of Great Britain and Northern Ireland	300047 THE SPATIAL GROUP	Editorial, design, graphic services	38,135.59
United Kingdom of Great Britain and Northern Ireland	300050 U.P.S. LTD	Transportation, storage, mail services	409,604.52
United Kingdom of Great Britain and Northern Ireland	300063 SAP UK LTD	IT and communications equipment	64,579.10
United Kingdom of Great Britain and Northern Ireland	300101 MITIE SECURITY LIMITED	Public order and security services	508,474.58
United Kingdom of Great Britain and Northern Ireland	300153 MINORIES PARTNERSHIP	Financial and insurance services	113,736.20
United Kingdom of Great Britain and Northern Ireland	300171 ATLAS CONTRACTORS LIMITED	Industrial cleaning services	669,491.52
United Kingdom of Great Britain and Northern Ireland	300199 BIDFOOD	Food and beverage products	105,932.20
United Kingdom of Great Britain and Northern Ireland	300200 HENSONS FOODS LTD.	Food and beverage products	152,542.37
United Kingdom of Great Britain and Northern Ireland	300202 BRAKE BROS LTD	Food and beverage products	63,559.32
United Kingdom of Great Britain and Northern Ireland	300206 PAVITTS PRODUCE	Food and beverage products	69,209.04
United Kingdom of Great Britain and Northern Ireland	300290 THAMES WATER UTILITIES LTD.	Public sector related services	61,440.68
United Kingdom of Great Britain and Northern Ireland	300308 DEPARTMENT FOR TRANSPORT	Building and maintenance services	93,078.45
United Kingdom of Great Britain and Northern Ireland	300308 DEPARTMENT FOR TRANSPORT	Management and admin services	1,688,913.84
United Kingdom of Great Britain and Northern Ireland	300335 CPI WILLIAM CLOWES LTD.	Editorial, design, graphic services	872,245.76
United Kingdom of Great Britain and Northern Ireland	300351 WHEATONS EXETER LTD.	Editorial, design, graphic services	51,793.79
United Kingdom of Great Britain and Northern Ireland	300351 WHEATONS EXETER	Editorial, design, graphic services	102,946.33
United Kingdom of Great Britain and Northern Ireland	300351 WHEATONS EXETER LTD.	Editorial, design, graphic services	70,621.47
United Kingdom of Great Britain and Northern Ireland	300496 EE	Engineering and research services	63,912.43
United Kingdom of Great Britain and Northern Ireland	300506 DAISY COMMUNICATIONS LTD	Engineering and research services	63,559.32
United Kingdom of Great Britain and Northern Ireland	300512 ATKINS SHARED SERVICES FACILITY	Building and maintenance services	43,785.31
United Kingdom of Great Britain and Northern Ireland	300671 GETRONICS SERVICES	IT and communications equipment	34,463.28
United Kingdom of Great Britain and Northern Ireland	300696 TRESCRAY SERVICES LLP	Engineering and research services	33,752.66

Location of supplier	Supplier name		Category description	Value (USD)
IMO continued				
United Kingdom of Great Britain and Northern Ireland	300706	JAMES KNIGHT OF MAYFAIR LTD.	Food and beverage products	76,271.19
United Kingdom of Great Britain and Northern Ireland	300845	GBS CORPORATE TRAINING	Office equipment	33,050.85
United Kingdom of Great Britain and Northern Ireland	300966	WITHERBY PUBLISHING GROUP LTD	Engineering and research services	50,847.46
United Kingdom of Great Britain and Northern Ireland	300992	CLOCKHOUSE RADIO CARS LTD.	Transportation, storage, mail services	34,461.02
United Kingdom of Great Britain and Northern Ireland	301055	REGENT GAS LTD	Public sector related services	112,994.35
United Kingdom of Great Britain and Northern Ireland	301056	NPOWER LTD	Public sector related services	1,120,056.50
United Kingdom of Great Britain and Northern Ireland	301116	GIFTFINDER & CO	Office equipment	51,016.95
United Kingdom of Great Britain and Northern Ireland	301217	MICHAEL PAGE INTERNATIONAL	Management and admin services	39,724.58
United Kingdom of Great Britain and Northern Ireland	301227	DXC TECHNOLOGY	Engineering and research services	776,974.82
United Kingdom of Great Britain and Northern Ireland	301227	DXC TECHNOLOGY	IT and communications equipment	119,425.14
United Kingdom of Great Britain and Northern Ireland	301250	CYBELE TRAINING & CONSULTANCY LTI	Office equipment	52,916.67
United Kingdom of Great Britain and Northern Ireland	301280	ENGIE SERVICES LIMITED	Building and maintenance services	1,059,322.03
United Kingdom of Great Britain and Northern Ireland	301320	MANAGED TECHNOLOGY CORPORATIO	Printing, photo and AV equipment	31,073.45
United Kingdom of Great Britain and Northern Ireland	301332	CPI COLOUR	Editorial, design, graphic services	35,310.73
United Kingdom of Great Britain and Northern Ireland	301334	GRENKE LEASING LTD	Printing, photo and AV equipment	32,072.71
United Kingdom of Great Britain and Northern Ireland	301345	POINT SOLUTIONS LIMITED	IT and communications equipment	62,344.63
United Kingdom of Great Britain and Northern Ireland	301371	CASTLE WATER LTD	Public sector related services	57,909.60
United Kingdom of Great Britain and Northern Ireland	301372	CIS SECURITY LTD	Public order and security services	159,604.52
United Kingdom of Great Britain and Northern Ireland	301375	GASP EVENTS LTD	Office equipment	98,870.06
United Kingdom of Great Britain and Northern Ireland	301379	ZYLAB UK LIMITED	IT and communications equipment	38,213.28
United Kingdom of Great Britain and Northern Ireland	301380	PORTLAND PR LIMITED	Office equipment	70,621.47
United Kingdom of Great Britain and Northern Ireland	30335	CPI WILLIAM CLOWES	Editorial, design, graphic services	245,762.71
United Kingdom of Great Britain and Northern Ireland	400017	WORLD HEALTH ORGANIZATION	Editorial, design, graphic services	86,580.00
United Kingdom of Great Britain and Northern Ireland	400062	UNITED NATIONS	Management and admin services	132,496.79
United States of America	400782	SHIPWRIGHT LLC	Travel, food and lodging	68,540.00
IOM				
Unspecified countries	4G TELECOM LTD		Engineering and research services	86,400.00
Unspecified countries	4G TELECOM LTD		IT and communications equipment	500.00
Unspecified countries	5D SMARTHOME		Building and maintenance services	74,080.00
Unspecified countries	5D SMARTHOME		Domestic appliances and electronics	4,000.00
Unspecified countries	5D SMARTHOME		Industrial cleaning services	500.00
Unspecified countries	748 AIR SERVICES (K) LTD.		Transportation, storage, mail services	39,129.00
Unspecified countries	A AKBAR		Building and maintenance services	74,389.69
Unspecified countries	A BETTER DRILL INC./WHOLIVES.ORG		Distribution equipment	3,983.76
Unspecified countries	A BETTER DRILL INC./WHOLIVES.ORG		Manufacturing components	8,624.68
Unspecified countries	A BETTER DRILL INC./WHOLIVES.ORG		Motor vehicles and parts	72,000.00
Unspecified countries	A CON		Building and maintenance services	141,095.36
Unspecified countries	AA KASIH KARUNIA, CV.		Travel, food and lodging	134,154.85
Unspecified countries	ABDALSAMAD ADAM IBRAHIM		Domestic appliances and electronics	63,597.44
Unspecified countries	ABDELRAHMAN HASSAN SHUMEINA		Travel, food and lodging	48,000.00
Unspecified countries	ABDI MUSE KAMIL		Management and admin services	51,591.39
Unspecified countries	ABDIAZIZ ELMI YUSUF		Management and admin services	35,700.00
Unspecified countries	ABDIAZIZ MOHAMED ALI		Management and admin services	36,195.48
Unspecified countries	ABDIKHAFAR YAKOB ABUBAKAR		Management and admin services	64,800.00
Unspecified countries	ABDIRASHID AWAD DIRIE		Management and admin services	43,442.31
Unspecified countries	ABDIRIZAK HASSAN MOHAMED		Management and admin services	30,527.73
Unspecified countries	ABDUL HUSSEIN SHAIYA FOR LIVESTOCK		Live plant and animal material	33,300.00
Unspecified countries	ABDUL QAYYUM		Management and admin services	35,266.49
Unspecified countries	ABDULLAH HASSAN AL SONIDAR & SONS		Distribution equipment	253,192.00
Unspecified countries	ABDULRAHMAN MOHSEN SALAB		Building and maintenance services	38,100.00
Unspecified countries	ABED WAHED BROTHERS LTD		Distribution equipment	38,266.78
Unspecified countries	ABENA NYANTAKYI		Travel, food and lodging	180,000.00
Unspecified countries	ABUKAR OMARSSON		Management and admin services	41,400.00
Unspecified countries	ACCORD		Building and maintenance services	53,163.47
Unspecified countries	ACCORD		Management and admin services	24,567.03
Unspecified countries	ACIAR ONGD ASBL		IT and communications equipment	249,665.00
Unspecified countries	ACME GENERAL TRADING LTD		Apparel, luggage and personal care	164,100.00
Unspecified countries	ACME GENERAL TRADING LTD		Electrical systems components	228.00
Unspecified countries	ACME GENERAL TRADING LTD		Industrial manufacturing machinery	6,600.00
Unspecified countries	ACME GENERAL TRADING LTD		Management and admin services	540.00
Unspecified countries	ACME GENERAL TRADING LTD		Manufacturing components	3,121.00
Unspecified countries	ACME GENERAL TRADING LTD		Structures, construction components	24,480.00
Unspecified countries	ADIEL MAKER (AKOUNG FOR TRADING &		Travel, food and lodging	54,000.00
Unspecified countries	ADMA COMPANY		Building and maintenance services	41,960.00
Unspecified countries	ADMISER ONLUS		Management and admin services	61,298.08
Unspecified countries	ADRA		IT and communications equipment	158,795.99
Unspecified countries	ADRIANO SPINELLI		Management and admin services	31,195.92
Unspecified countries	ADVANCE SOLUTION HEALTHCARE CO.		Medical equipment	229,495.97
Unspecified countries	ADVANCE SOLUTION HEALTHCARE CO.		Organizations and clubs	121,590.76
Unspecified countries	ADVANCE SOLUTION HEALTHCARE CO.		Tools and general machinery	49,562.35
Unspecified countries	ADVENTURE CONNECTION		Transportation, storage, mail services	76,206.43
Unspecified countries	ADYAMAN FOR GENERAL TRADING		Apparel, luggage and personal care	126,360.00
Unspecified countries	ADYAMAN FOR GENERAL TRADING		Domestic appliances and electronics	65,677.97
Unspecified countries	AFAQ ALFURAT		Transportation, storage, mail services	31,150.00
Unspecified countries	AFAQ WASEA CO. FOR GENERAL TRADING		Building and maintenance services	825.00
Unspecified countries	AFAQ WASEA CO. FOR GENERAL TRADING		Distribution equipment	4,660.00
Unspecified countries	AFAQ WASEA CO. FOR GENERAL TRADING		Domestic appliances and electronics	365,194.50
Unspecified countries	AFAQ WASEA CO. FOR GENERAL TRADING		Electrical systems components	120,480.00
Unspecified countries	AFAQ WASEA CO. FOR GENERAL TRADING		Furniture	140.00
Unspecified countries	AFAQ WASEA CO. FOR GENERAL TRADING		Industrial manufacturing machinery	10,150.00
Unspecified countries	AFAQ WASEA CO. FOR GENERAL TRADING		IT and communications equipment	625.00
Unspecified countries	AFAQ WASEA CO. FOR GENERAL TRADING		Office equipment	165.00
Unspecified countries	AFAQ WASEA CO. FOR GENERAL TRADING		Public sector related services	1,587.00
Unspecified countries	AFAQ WASEA CO. FOR GENERAL TRADING		Tools and general machinery	28,491.00

Location of supplier	Supplier name	Category description	Value (USD)
IOM continued			
Unspecified countries	AFGHAN SKILLS LOGISTIC SERVICE CO	Engineering and research services	47,326.00
Unspecified countries	AFGHAN SUHRAB CONSTRUCTION COMPANY	Structures, construction components	99,162.24
Unspecified countries	AFGHAN SUHRAB CONSTRUCTION COMPANY	Transportation, storage, mail services	20,988.56
Unspecified countries	AFGHAN TECHNICS (SALES & SERVICE)	IT and communications equipment	29,250.00
Unspecified countries	AFGHAN TECHNICS (SALES & SERVICE)	Organizations and clubs	31,525.00
Unspecified countries	AFOI F. & G. MPELLA A.X.E.	Travel, food and lodging	105,929.09
Unspecified countries	AFOI HADJIADAMIDI OE	Furniture	429,245.10
Unspecified countries	AFOI M.& G. KAKAGIA LTD	Transportation, storage, mail services	7,911,859.65
Unspecified countries	AFRI TIMBER DEALERS & HARDWARE LTD	Industrial manufacturing machinery	3,900.00
Unspecified countries	AFRI TIMBER DEALERS & HARDWARE LTD	Manufacturing components	10,053.50
Unspecified countries	AFRI TIMBER DEALERS & HARDWARE LTD	Public sector related services	210.00
Unspecified countries	AFRI TIMBER DEALERS & HARDWARE LTD	Structures, construction components	11,225.00
Unspecified countries	AFRI TIMBER DEALERS & HARDWARE LTD	Transportation, storage, mail services	9,150.00
Unspecified countries	AFRI VENTURES LTD.	Engineering and research services	12,350.00
Unspecified countries	AFRI VENTURES LTD.	IT and communications equipment	21,770.00
Unspecified countries	AFRICA AUTOMOTIVE A/S	Domestic appliances and electronics	89,800.00
Unspecified countries	AFRICA AUTOMOTIVE A/S	Motor vehicles and parts	126,950.00
Unspecified countries	AFRICA X-RAY INDUSTRIAL AND MEDICAL	Medical equipment	113,851.34
Unspecified countries	AFRICAINE DE COMMERCE D'OUVRAGE	Building and maintenance services	176,315.04
Unspecified countries	AFRICAN POPULATION & HEALTH	Management and admin services	280,927.50
Unspecified countries	AFRIPADS UGANDA LTD	Domestic appliances and electronics	86,632.00
Unspecified countries	AGA KHAN FOUNDATION PAKISTAN	IT and communications equipment	70,761.77
Unspecified countries	AGAH ALKEM FOR GENERAL CONSTRACTION	Building and maintenance services	122,500.00
Unspecified countries	AGELDIT & SONS TRADING CO. LTD	Domestic appliances and electronics	590,260.80
Unspecified countries	AGELDIT & SONS TRADING CO. LTD	Structures, construction components	76,850.00
Unspecified countries	AGILE SOLUTIONS LLC	IT and communications equipment	41,509.43
Unspecified countries	AGORA	Apparel, luggage and personal care	241,272.96
Unspecified countries	AHMAD HADID BR. SHAHI	Building and maintenance services	50,597.43
Unspecified countries	AHMAD HADID BR. SHAHI	Transportation, storage, mail services	10,524.27
Unspecified countries	AHMAD VIEW	Domestic appliances and electronics	30,528.00
Unspecified countries	AHMAD VIEW	Engineering and research services	30,066.12
Unspecified countries	AHMED A. MOHAMED	Management and admin services	82,800.00
Unspecified countries	AHMED MAKKI TRADING & CONTRACTING	Domestic appliances and electronics	263,820.00
Unspecified countries	AHMED MAKKI TRADING & CONTRACTING	Furniture	29,520.00
Unspecified countries	AHMED MAKKI TRADING & CONTRACTING	Material handling machinery	60,480.00
Unspecified countries	AHMED MAKKI TRADING & CONTRACTING	Services industry equipment	40,718.00
Unspecified countries	AHMED MUBARAK CONSTRUCTION COMPANY	Fuels and lubricants etc.	35,300.50
Unspecified countries	AHMED OFFICE FOR MEDICAL EQUIPMENTS	Medical equipment	78,380.00
Unspecified countries	AISYAH, CV.	Travel, food and lodging	92,198.05
Unspecified countries	AJAY INDUSTRIAL CORPORATION LTD	Domestic appliances and electronics	30,870.00
Unspecified countries	AJAY INDUSTRIAL CORPORATION LTD	Material handling machinery	297,474.00
Unspecified countries	AKANA MARINE TECHNOLOGY	Industrial manufacturing machinery	231,105.00
Unspecified countries	AKANA MARINE TECHNOLOGY	Transportation, storage, mail services	2,850.00
Unspecified countries	AKHUNZADA FAZAL JAMIL AND CO-PTI	Building and maintenance services	246,838.58
Unspecified countries	AL-ALIMI AND SONS TRADING AND	Domestic appliances and electronics	55,110.00
Unspecified countries	AL-AMEEN FOR GENERAL CONTRACTING	Building and maintenance services	220,711.00
Unspecified countries	AL-ANAQA SHOP	Building and maintenance services	20,810.00
Unspecified countries	AL-ANAQA SHOP	Distribution equipment	36,500.00
Unspecified countries	AL-ANAQA SHOP	Domestic appliances and electronics	54,985.00
Unspecified countries	AL-ANAQA SHOP	Furniture	84,130.00
Unspecified countries	AL-ANAQA SHOP	Industrial manufacturing machinery	1,140.00
Unspecified countries	AL-ANAQA SHOP	Office equipment	10,405.00
Unspecified countries	AL-ANAQA SHOP	Public sector related services	1,350.00
Unspecified countries	AL-ANAQA SHOP	Tools and general machinery	4,510.00
Unspecified countries	AL-BADEE BUILDING FOR GENERAL CONTR	Building and maintenance services	33,675.50
Unspecified countries	AL-BADEE BUILDING FOR GENERAL CONTR	Domestic appliances and electronics	6,749.00
Unspecified countries	AL-BADEE BUILDING FOR GENERAL CONTR	Transportation, storage, mail services	4,892.50
Unspecified countries	AL-BUNIAN AL-SHAHIQ	Building and maintenance services	5,510.00
Unspecified countries	AL-BUNIAN AL-SHAHIQ	Distribution equipment	5,280.00
Unspecified countries	AL-BUNIAN AL-SHAHIQ	Domestic appliances and electronics	56,805.00
Unspecified countries	AL-BUNIAN AL-SHAHIQ	Electrical systems components	2,960.00
Unspecified countries	AL-BUNIAN AL-SHAHIQ	Furniture	22.00
Unspecified countries	AL-BUNIAN AL-SHAHIQ	Industrial manufacturing machinery	200.00
Unspecified countries	AL-BUNIAN AL-SHAHIQ	IT and communications equipment	3,775.00
Unspecified countries	AL-BUNIAN AL-SHAHIQ	Office equipment	5,890.00
Unspecified countries	AL-BUNIAN AL-SHAHIQ	Public sector related services	23.00
Unspecified countries	AL-BUNIAN AL-SHAHIQ	Tools and general machinery	18,234.00
Unspecified countries	AL-FAKHRY FOR GENERAL TRADING & AGA	Medical equipment	75,780.00
Unspecified countries	AL-FAKHRY FOR GENERAL TRADING & AGA	Sports and recreational equipment	46,900.00
Unspecified countries	AL-HAYAL FOR GENERAL CONTRACTING	Building and maintenance services	86,236.00
Unspecified countries	AL-HAYAT SHOP	Pharmaceuticals, contraceptives, vaccines	38,457.50
Unspecified countries	AL-JIBAL	IT and communications equipment	57,000.00
Unspecified countries	AL-MAJD FOR COMMERCIAL &CONTRACTING	IT and communications equipment	57,588.00
Unspecified countries	AL-MEMAR FOR COMPUTER SERVICES	IT and communications equipment	37,980.00
Unspecified countries	AL-MOLHAM SERVICES	Apparel, luggage and personal care	3,340.00
Unspecified countries	AL-MOLHAM SERVICES	Domestic appliances and electronics	32,260.00
Unspecified countries	AL-NAAL INTERNATIONAL TRADING CO.	Apparel, luggage and personal care	85,399.46
Unspecified countries	AL-NAAL INTERNATIONAL TRADING CO.	Domestic appliances and electronics	345,448.13
Unspecified countries	AL-NAAL INTERNATIONAL TRADING CO.	Electrical systems components	60,883.36
Unspecified countries	AL-NAAL INTERNATIONAL TRADING CO.	Organizations and clubs	14,221.96
Unspecified countries	AL-NAKHWA AL-HANDASIA CO	Building and maintenance services	139,019.00
Unspecified countries	AL-TURATH AL-IRAQI FOR GENERAL CONT	Building and maintenance services	389,648.50
Unspecified countries	AL-YAMANI FOR GENERAL TRAD.&	Distribution equipment	273,038.00
Unspecified countries	AL AAFAK AL BAIDA COMPANY	Structures, construction components	44,698.08

Location of supplier	Supplier name	Category description	Value (USD)
IOM continued			
Unspecified countries	AL AKHBAR ADVERTISING AGENCY	Musical instruments and arts and crafts	124,477.62
Unspecified countries	AL AMAR AL HADETH	Building and maintenance services	3,070,770.10
Unspecified countries	AL AMAR AL HADETH	Structures, construction components	2,477,130.05
Unspecified countries	AL AZHARI MIKKI ELSADIG INTL CO LTD	Electrical systems components	25,465.67
Unspecified countries	AL AZHARI MIKKI ELSADIG INTL CO LTD	Transportation, storage, mail services	6,894.63
Unspecified countries	AL BASHEER SHOP	Domestic appliances and electronics	26,820.00
Unspecified countries	AL BASHEER SHOP	Motor vehicles and parts	116,220.00
Unspecified countries	AL BAYADER AL BAYDA CO.	Building and maintenance services	76,602.00
Unspecified countries	AL BAYAN FOR TOOLS	Distribution equipment	900.00
Unspecified countries	AL BAYAN FOR TOOLS	Domestic appliances and electronics	5,842.00
Unspecified countries	AL BAYAN FOR TOOLS	Industrial manufacturing machinery	29,130.00
Unspecified countries	AL BAYAN FOR TOOLS	Tools and general machinery	33,931.00
Unspecified countries	AL BAYAREK UNITED ENGINEERING	Building and maintenance services	80,932.20
Unspecified countries	AL DALI FOR GENERAL CONTRACTING	Building and maintenance services	35,812.00
Unspecified countries	AL DALI FOR GENERAL CONTRACTING	Public sector related services	36,631.00
Unspecified countries	AL DIRDIRY FOR WOOD AND LOCAL MATS	Domestic appliances and electronics	18,000.00
Unspecified countries	AL DIRDIRY FOR WOOD AND LOCAL MATS	Furniture	9,600.00
Unspecified countries	AL DIRDIRY FOR WOOD AND LOCAL MATS	Material handling machinery	21,900.00
Unspecified countries	AL DIRDIRY FOR WOOD AND LOCAL MATS	Services industry equipment	34,050.00
Unspecified countries	AL HIDIK HARDWARE & CONSTRUCTION CO	Apparel, luggage and personal care	47,566.00
Unspecified countries	AL HIDIK HARDWARE & CONSTRUCTION CO	Building and maintenance services	431,569.42
Unspecified countries	AL HIDIK HARDWARE & CONSTRUCTION CO	Structures, construction components	49,686.50
Unspecified countries	AL HUSAM ENGINEERING EST.	Building and maintenance services	73,173.24
Unspecified countries	AL JAZAER FOR GENERAL FURNITURE	Building and maintenance services	78,120.00
Unspecified countries	AL JAZAER FOR GENERAL FURNITURE	Domestic appliances and electronics	5,400.00
Unspecified countries	AL KALAA INTERNATIONAL	Domestic appliances and electronics	57,400.00
Unspecified countries	AL MANSHIA FURNISHED APARTMENTS	Travel, food and lodging	30,000.00
Unspecified countries	AL MANSOUR HOTEL	Food and beverage products	2,000.00
Unspecified countries	AL MANSOUR HOTEL	Medical equipment	6,000.00
Unspecified countries	AL MANSOUR HOTEL	Transportation, storage, mail services	35,880.00
Unspecified countries	AL MANSOUR HOTEL	Travel, food and lodging	2,400.00
Unspecified countries	AL MOSAWQOON COMPANY	IT and communications equipment	5,400.00
Unspecified countries	AL MOSAWQOON COMPANY	Public order and security services	21,600.00
Unspecified countries	AL MOSAWQOON COMPANY	Travel, food and lodging	76,950.00
Unspecified countries	AL MUKHTAR CO.	Domestic appliances and electronics	40,231.50
Unspecified countries	AL MUKHTAR CO.	Industrial manufacturing machinery	101,648.00
Unspecified countries	AL MUKHTAR CO.	Tools and general machinery	21,734.20
Unspecified countries	AL NOOR FOR DRUGS AND MEDICAL	Medical equipment	522.73
Unspecified countries	AL NOOR FOR DRUGS AND MEDICAL	Pharmaceuticals, contraceptives, vaccines	39,128.80
Unspecified countries	AL RAFIDAIN	Domestic appliances and electronics	45,532.50
Unspecified countries	AL RAFIDAIN	Office equipment	300.00
Unspecified countries	AL RAFIDAIN	Paper materials and products	330.00
Unspecified countries	AL RAFIDAIN SPONGE FACTORY	Domestic appliances and electronics	34,766.00
Unspecified countries	AL RAFIDAIN SPONGE FACTORY	Furniture	8,510.00
Unspecified countries	AL RASHEED HOTEL	Domestic appliances and electronics	578,200.00
Unspecified countries	AL RASHEED HOTEL	Medical equipment	166,290.00
Unspecified countries	AL RASHEED HOTEL	Office equipment	11,700.00
Unspecified countries	AL RASHEED HOTEL	Travel, food and lodging	69,600.00
Unspecified countries	AL SROOH ALRAEDA	Building and maintenance services	38,684.50
Unspecified countries	AL TAFAWAG ELEMEIMARY COMPANY	Industrial manufacturing machinery	32,000.00
Unspecified countries	AL THARWA AL ZERAIA FARM	Live plant and animal material	141,180.00
Unspecified countries	AL THIQA SHOPS FOR GENERAL TOOLS	Industrial manufacturing machinery	72,628.20
Unspecified countries	AL TRADE	Building and maintenance services	518,198.40
Unspecified countries	ALA'A EDDIN SAID YOUNES BEANO	Travel, food and lodging	338,983.08
Unspecified countries	ALAF LIMITED	Domestic appliances and electronics	97,778.05
Unspecified countries	ALAS MOHAMUD JAMA	Management and admin services	61,200.00
Unspecified countries	ALATI ENGINEERING AND CONTRACTING E	Building and maintenance services	70,900.00
Unspecified countries	ALBA TEXTILE AGENCY EPE	Transportation, storage, mail services	32,997.55
Unspecified countries	ALEF TA'A LIL HOLOL EL TECHANIA	Engineering and research services	79,378.53
Unspecified countries	ALEKSANDRA MICIC	Building and maintenance services	322,704.16
Unspecified countries	ALEXION FISCHER LLC	IT and communications equipment	125,500.00
Unspecified countries	ALFADI SHOW	Building and maintenance services	12,376.00
Unspecified countries	ALFADI SHOW	Distribution equipment	9,300.00
Unspecified countries	ALFADI SHOW	Domestic appliances and electronics	21,004.00
Unspecified countries	ALFADI SHOW	Furniture	91,148.00
Unspecified countries	ALFADI SHOW	Office equipment	2,456.00
Unspecified countries	ALGA CLEAN BVBA	Travel, food and lodging	36,540.24
Unspecified countries	ALHAJI GANA UMARA	Structures, construction components	36,545.73
Unspecified countries	ALHAZEL CO	Apparel, luggage and personal care	254,895.00
Unspecified countries	ALHAZEL CO	Domestic appliances and electronics	383,880.00
Unspecified countries	ALHAZEL CO	Furniture	713,480.00
Unspecified countries	ALHAZEL CO	Material handling machinery	1,800.00
Unspecified countries	ALHAZEL CO	Transportation, storage, mail services	1,900.00
Unspecified countries	ALI AKBAR-C-16101-1165289-7	Building and maintenance services	36,792.78
Unspecified countries	ALKOLOD COMPANY	Structures, construction components	234,000.00
Unspecified countries	ALLIANCE CONSULTING GROUP	Management and admin services	39,995.00
Unspecified countries	ALLIED WILL INDUSTRIAL LTD	Domestic appliances and electronics	38,076.50
Unspecified countries	ALMA KOVACEVIC	Management and admin services	36,431.11
Unspecified countries	ALMIRSAD MOTORS & EQUIPMENT L.L.C.	Transportation, storage, mail services	57,000.00
Unspecified countries	ALMUNA GOLBAL INVESTMENT NIGL LTD	Structures, construction components	49,315.46
Unspecified countries	ALPHA ALRAFEDEN	Building and maintenance services	861,166.00
Unspecified countries	ALPHA FIRE TECH AFG TRADING LTD	Travel, food and lodging	30,800.00
Unspecified countries	ALPHA INTERNATIONAL	Domestic appliances and electronics	218,130.09
Unspecified countries	ALPINTER S.A.	Material handling machinery	510,300.00

Location of supplier	Supplier name	Category description	Value (USD)
IOM continued			
Unspecified countries	ALPINTER SA	Sports and recreational equipment	197,685.00
Unspecified countries	ALPINTER SA	Transportation, storage, mail services	7,000.00
Unspecified countries	ALRAFADH GENERAL CONSTRUCTION CO	Building and maintenance services	94,180.00
Unspecified countries	ALSAHARY FOR MADICAL	Medical equipment	129,792.25
Unspecified countries	ALSIRAJ RENEWABLE ENERGY	Electrical systems components	83,650.00
Unspecified countries	ALTAMEDICA	Travel, food and lodging	42,657.90
Unspecified countries	ALTIRAAZ ALMIMARIE	Domestic appliances and electronics	6,737.00
Unspecified countries	ALTIRAAZ ALMIMARIE	Engineering and research services	1,395.00
Unspecified countries	ALTIRAAZ ALMIMARIE	IT and communications equipment	113,585.00
Unspecified countries	ALTIRAAZ ALMIMARIE	Office equipment	585.00
Unspecified countries	ALTIRAAZ ALMIMARIE	Tools and general machinery	420.00
Unspecified countries	ALTUNOZ ITH IHR SAN	Apparel, luggage and personal care	1,725,971.89
Unspecified countries	ALTUNOZ ITH IHR SAN	Domestic appliances and electronics	191,348.87
Unspecified countries	ALTUNOZ ITH IHR SAN	Furniture	1,982,732.00
Unspecified countries	ALTUNOZ ITH IHR SAN	Material handling machinery	289,003.80
Unspecified countries	ALTUNOZ ITH IHR SAN	Published products	85,243.12
Unspecified countries	ALTUNOZ ITH IHR SAN	Tools and general machinery	17,472.60
Unspecified countries	ALTUNOZ ITH IHR SAN	Transportation, storage, mail services	6,208.70
Unspecified countries	ALVAREZ BRAVO CONSTRUCTORES S.A.	Travel, food and lodging	122,238.40
Unspecified countries	ALWAHA FOR SUPPLIES CO. LTD	Domestic appliances and electronics	17,550.00
Unspecified countries	ALWAHA FOR SUPPLIES CO. LTD	Furniture	8,760.00
Unspecified countries	ALWAHA FOR SUPPLIES CO. LTD	Material handling machinery	27,000.00
Unspecified countries	ALWAHA FOR SUPPLIES CO. LTD	Services industry equipment	26,550.00
Unspecified countries	ALWESAYA FOR GENERAL CONTRACTS	Transportation, storage, mail services	303,290.00
Unspecified countries	ALYAKEEN AL-MUTTAHIDA	Building and maintenance services	38,755.00
Unspecified countries	ALYASIN UNITED COMPANY	Distribution equipment	1,870.00
Unspecified countries	ALYASIN UNITED COMPANY	Domestic appliances and electronics	26,049.00
Unspecified countries	ALYASIN UNITED COMPANY	Industrial manufacturing machinery	2,650.00
Unspecified countries	ALYASIN UNITED COMPANY	Tools and general machinery	180.00
Unspecified countries	AMA CONSTRUCTION & SERVICES	Building and maintenance services	103,253.54
Unspecified countries	AMAN ULLAH	Building and maintenance services	105,208.77
Unspecified countries	AMAXOTECHNIKI S.A.	Domestic appliances and electronics	122,488.72
Unspecified countries	AMAXOTECHNIKI S.A.	Medical equipment	224,943.78
Unspecified countries	AMBASSADOR INDONESIA, CV.	Travel, food and lodging	678,666.37
Unspecified countries	AMBOLANSYAH / HIMPANA, PT.	Medical equipment	96,789.24
Unspecified countries	AMERICAN SOCIETY FOR MICROBIOLOGY /	Travel, food and lodging	290,133.28
Unspecified countries	AMETAL AFRICA LTD	Land, building and structures	95,400.00
Unspecified countries	AMG TOURS & CAR RENTAL	Transportation, storage, mail services	335,138.41
Unspecified countries	AMMAR HOUSEIN SHAABAN	Structures, construction components	60,196.42
Unspecified countries	AMMARS COMPANY LIMITED	Building and maintenance services	827,781.70
Unspecified countries	AMMARS COMPANY LIMITED	Structures, construction components	76,320.00
Unspecified countries	ANA INES JUAREZ	Management and admin services	61,350.00
Unspecified countries	ANAKEL ALFAREED COMPANY	Domestic appliances and electronics	205,562.50
Unspecified countries	ANDENET 1ST LEVEL CROSS COUNTRY BU	Transportation, storage, mail services	197,251.25
Unspecified countries	ANDRIA KENNEY	Management and admin services	41,000.00
Unspecified countries	ANGEL TOKO	Medical equipment	84,022.81
Unspecified countries	ANGELA MARIA CAICEDO MOGROVEJO	IT and communications equipment	34,455.96
Unspecified countries	ANGELLO JAYA MAKMUR, CV.	Medical equipment	174,343.66
Unspecified countries	ANUGERAH, CATERING	Food and beverage products	11,651.27
Unspecified countries	ANUGERAH, CATERING	Medical equipment	96,539.14
Unspecified countries	ANUGRAH AMAL CITRABOGATAMA, PT.	Food and beverage products	27,104.95
Unspecified countries	ANUGRAH AMAL CITRABOGATAMA, PT.	Medical equipment	1,207,350.75
Unspecified countries	ANUGRAH AMAL CITRABOGATAMA, PT.	Public sector related services	54,807.48
Unspecified countries	ANWAR AL MUSTAFA FOR GENERAL CONTRA	Building and maintenance services	38,180.00
Unspecified countries	AQEEL HUSSAIN & ZAMIN ALI - C	Building and maintenance services	228,835.70
Unspecified countries	AQUASAN SOUTHERN SUDAN LIMITED	Domestic appliances and electronics	184,509.00
Unspecified countries	ARAB COMMUNITY COLLEGE	Travel, food and lodging	42,372.84
Unspecified countries	ARAZ FOR TRADING	Domestic appliances and electronics	39,039.00
Unspecified countries	ARC2	Transportation, storage, mail services	62,312.56
Unspecified countries	ARCADIA ADVOCATES	Management and admin services	35,593.21
Unspecified countries	ARCADIA CERTIFIED IMAGING PTE. LTD	IT and communications equipment	7,380.00
Unspecified countries	ARCADIA CERTIFIED IMAGING PTE. LTD	Medical equipment	35,600.00
Unspecified countries	ARCADIA CERTIFIED IMAGING PTE. LTD	Transportation, storage, mail services	1,890.00
Unspecified countries	ARCH NDERTIMI	Building and maintenance services	61,392.37
Unspecified countries	ARCHMISM INTERNATIONAL LIMITED	Building and maintenance services	510,010.58
Unspecified countries	ARIANA NETWORK SERVICES	Engineering and research services	135,600.00
Unspecified countries	ARRAEK SHOP	Apparel, luggage and personal care	8,500.00
Unspecified countries	ARRAEK SHOP	Domestic appliances and electronics	65,600.00
Unspecified countries	ARRAEK SHOP	Furniture	36,875.00
Unspecified countries	ARRAEK SHOP	Transportation, storage, mail services	1,800.00
Unspecified countries	ARRENDADORA LATINOAMERICANA SA DE C	Management and admin services	1,000.00
Unspecified countries	ARRENDADORA LATINOAMERICANA SA DE C	Transportation, storage, mail services	43,000.00
Unspecified countries	ARSALAN KHATEEB ZADA	Building and maintenance services	31,876.37
Unspecified countries	ARSALAN KHATEEB ZADA	Transportation, storage, mail services	13,710.03
Unspecified countries	ARTIUS INTERIORS LTD	Building and maintenance services	37,578.61
Unspecified countries	ARTOS TOUR LTD	Motor vehicles and parts	33,043.23
Unspecified countries	ARVUT HOTELES SAS	Travel, food and lodging	39,230.62
Unspecified countries	ASCODE SARL	Building and maintenance services	93,450.00
Unspecified countries	ASDEQH AOFIA CO	Domestic appliances and electronics	125,707.50
Unspecified countries	ASEBA FOR CONSTRUCTION AND GENERAL	Structures, construction components	31,500.00
Unspecified countries	ASELSAN ELEKTRONIK SANAYI	Industrial manufacturing machinery	48,720.00
Unspecified countries	ASESORIA Y SERVICIOS DE INGENIERIA	Transportation, storage, mail services	48,084.46
Unspecified countries	ASHDAN SPS LTD	Management and admin services	54,200.00
Unspecified countries	ASHENGETOUR AND TRAVEL AGENT PLC	Transportation, storage, mail services	98,409.08

Location of supplier	Supplier name	Category description	Value (USD)
IOM continued			
Unspecified countries	ASIA COMPANY FOR MEDICAL EQUIPMENTS	Medical equipment	71,191.00
Unspecified countries	ASIA COMPUTER CENTER	Education and training services	57,171.24
Unspecified countries	ASMA LOGISTICS LTD	Building and maintenance services	82,322.85
Unspecified countries	ASOCIACION TEJIENDO TERRITO PARA LA	Transportation, storage, mail services	33,014.20
Unspecified countries	ASOCIACION TRANSPORTADORA FACILITAR	Transportation, storage, mail services	42,652.44
Unspecified countries	ASOY SHAR FOR BUILDING	Building and maintenance services	44,633.00
Unspecified countries	ASSOCIATION AIDE ET SECOURS	Transportation, storage, mail services	133,431.27
Unspecified countries	ASSOCIATION AL AMAL	Transportation, storage, mail services	204,424.15
Unspecified countries	ASSOCIATION DES INGENIEURES GENIE C	Building and maintenance services	39,512.97
Unspecified countries	ASSOCIATION DES OULEMAS / RABITA	IT and communications equipment	31,380.75
Unspecified countries	ASSOCIATION FEMMES CHEFFES DE FAMIL	Transportation, storage, mail services	79,493.93
Unspecified countries	ASSOCIAZIONE SHUKRAN	Management and admin services	56,189.91
Unspecified countries	ASTICUDE	Transportation, storage, mail services	37,661.57
Unspecified countries	ASTRON NV	Engineering and research services	33,200.04
Unspecified countries	ASTRON NV	Management and admin services	33,246.48
Unspecified countries	ASYA TURIZM	IT and communications equipment	31,570.58
Unspecified countries	AT BANKOMZVYAZOK	Organizations and clubs	306,573.65
Unspecified countries	ATELIERS DU CAP VERT	Motor vehicles and parts	228,278.82
Unspecified countries	ATHENAS ASESORIAS Y COMUNICACIONES	Domestic appliances and electronics	25,637.64
Unspecified countries	ATHENAS ASESORIAS Y COMUNICACIONES	Furniture	295.24
Unspecified countries	ATHENAS ASESORIAS Y COMUNICACIONES	Healthcare services	66,396.21
Unspecified countries	ATHENAS ASESORIAS Y COMUNICACIONES	Industrial manufacturing machinery	124.83
Unspecified countries	ATHENAS ASESORIAS Y COMUNICACIONES	IT and communications equipment	413.82
Unspecified countries	ATHENAS ASESORIAS Y COMUNICACIONES	Management and admin services	56,440.37
Unspecified countries	ATHENAS ASESORIAS Y COMUNICACIONES	Transportation, storage, mail services	67,957.87
Unspecified countries	ATHENAS ASESORIAS Y COMUNICACIONES	Travel, food and lodging	230,921.03
Unspecified countries	ATHLON CAR LEASE NEDERLAND BV	Transportation, storage, mail services	43,213.90
Unspecified countries	ATLUS LSA	IT and communications equipment	90,000.00
Unspecified countries	ATLUS LSA	Transportation, storage, mail services	4,000.00
Unspecified countries	AURELIA EDITH JACQUELINE SEGATTI	Management and admin services	30,000.00
Unspecified countries	AUTOCACAK PODGORICA D.O.O	Motor vehicles and parts	32,536.91
Unspecified countries	AUTOCENTRO SA DE CV	Motor vehicles and parts	41,150.00
Unspecified countries	AUTOMOTIV GRUP	Motor vehicles and parts	152,894.63
Unspecified countries	AUTOREDO	Motor vehicles and parts	39,475.00
Unspecified countries	AVA WLAT COMPANY	IT and communications equipment	280,000.00
Unspecified countries	AVEPOINT SINGAPORE PTE LTD	IT and communications equipment	124,020.00
Unspecified countries	AVICENA PROJECT	IT and communications equipment	41,666.67
Unspecified countries	AVICENA PROJECT	Management and admin services	33,548.25
Unspecified countries	AVTONOVA	Motor vehicles and parts	242,732.20
Unspecified countries	AWALE DRILLING COMPANY	Building and maintenance services	215,030.00
Unspecified countries	AWALE DRILLING COMPANY	Domestic appliances and electronics	52,200.00
Unspecified countries	AWALE DRILLING COMPANY	Structures, construction components	187,920.00
Unspecified countries	AWALE DRILLING COMPANY	Transportation, storage, mail services	88,900.00
Unspecified countries	AYU CATERING / AYU BALI	Medical equipment	392,726.04
Unspecified countries	AYU MAYSHITA (MAYSA MANSION)	Travel, food and lodging	109,123.32
Unspecified countries	AZAN LOGISTICS	Transportation, storage, mail services	99,888.11
Unspecified countries	BAB AL AAJ COMPANY	Building and maintenance services	46,707.33
Unspecified countries	BAB AL AAJ COMPANY	Structures, construction components	60,423.08
Unspecified countries	BABA GURGUR DRUGS STORE	Pharmaceuticals, contraceptives, vaccines	38,847.50
Unspecified countries	BABY ISLAND EPE	Domestic appliances and electronics	59,793.23
Unspecified countries	BABYLON HOTEL	Domestic appliances and electronics	33,250.00
Unspecified countries	BABYLON HOTEL	Medical equipment	10,620.00
Unspecified countries	BABYLON HOTEL	Travel, food and lodging	6,000.00
Unspecified countries	BACCOM GLOBAL RESOURCES LTD	Structures, construction components	50,175.65
Unspecified countries	BADAWA COMPANY FOR TRADING	IT and communications equipment	43,677.00
Unspecified countries	BAGHDAD COMPANY	IT and communications equipment	7,950.00
Unspecified countries	BAGHDAD COMPANY	Office equipment	26,500.00
Unspecified countries	BAHADAR SAHEB ZADA LTD	Apparel, luggage and personal care	746.27
Unspecified countries	BAHADAR SAHEB ZADA LTD	Domestic appliances and electronics	376,162.11
Unspecified countries	BAHADAR SAHEB ZADA LTD	Medical equipment	139.75
Unspecified countries	BAHADAR SAHEB ZADA LTD	Organizations and clubs	50.92
Unspecified countries	BAHADAR SAHEB ZADA LTD	Transportation, storage, mail services	1,986.29
Unspecified countries	BAHARI ALAM CERIA, PT.	Domestic appliances and electronics	81,773.32
Unspecified countries	BAHDINAN SHOW	Domestic appliances and electronics	14,700.00
Unspecified countries	BAHDINAN SHOW	Electrical systems components	48,750.00
Unspecified countries	BAIDOA GENERAL TRADING & CONSTRUCTI	Building and maintenance services	36,063.31
Unspecified countries	BAKEEL ALI HAMOOD AL-BAWNI	Building and maintenance services	82,558.89
Unspecified countries	BALI PAWIWAHAN PT / COCO GROUP	Management and admin services	43,587.79
Unspecified countries	BALI PAWIWAHAN PT / COCO GROUP	Medical equipment	239,796.97
Unspecified countries	BALTISSIMMO S.A.	Travel, food and lodging	199,519.80
Unspecified countries	BAPEL APARNA GRAHA UTAMA PUSPA	Travel, food and lodging	985,899.28
Unspecified countries	BARD ENTERPRISE LIMITED	Domestic appliances and electronics	665.00
Unspecified countries	BARD ENTERPRISE LIMITED	Engineering and research services	12,310.00
Unspecified countries	BARD ENTERPRISE LIMITED	IT and communications equipment	63,529.00
Unspecified countries	BARD ENTERPRISE LIMITED	Management and admin services	1,078.00
Unspecified countries	BARD ENTERPRISE LIMITED	Office equipment	5,630.00
Unspecified countries	BARO COMPANY	Building and maintenance services	220,880.00
Unspecified countries	BARZA SECURITY COMPANY	Public order and security services	212,400.00
Unspecified countries	BASHA COMPUTER CO.	IT and communications equipment	33,130.00
Unspecified countries	BASHIRI COMPANY LIMITED	Electrical systems components	55,000.00
Unspecified countries	BASHIRI COMPANY LIMITED	Transportation, storage, mail services	1,000.00
Unspecified countries	BATHANY DONITHORN	Transportation, storage, mail services	35,500.00
Unspecified countries	BATHNNA AND ASSOCIATES LTD	Building and maintenance services	39,802.02
Unspecified countries	BEAK GOLBAL RESOURCES LIMITED	Building and maintenance services	68,967.64

Location of supplier	Supplier name	Category description	Value (USD)
IOM continued			
Unspecified countries	BEAK GOLBAL RESOURCES LIMITED	Structures, construction components	52,014.25
Unspecified countries	BEDASA GEDEFA HUMA	Structures, construction components	60,646.71
Unspecified countries	BEDASA GEDEFA HUMA	Transportation, storage, mail services	11,914.01
Unspecified countries	BEHARRY AUTOMOTIVE LIMITED	Motor vehicles and parts	46,912.12
Unspecified countries	BEIJING SHOUQI TOYOTA LLC	Motor vehicles and parts	34,054.29
Unspecified countries	BEIRUT METROPOLITAN PALACE	Engineering and research services	7,941.12
Unspecified countries	BEIRUT METROPOLITAN PALACE	IT and communications equipment	218,766.83
Unspecified countries	BEIRUT METROPOLITAN PALACE	Management and admin services	793.48
Unspecified countries	BEIRUT METROPOLITAN PALACE	Medical equipment	64,383.22
Unspecified countries	BEKAS ISI SAN	Distribution equipment	145,500.00
Unspecified countries	BERLIK CONSTRUCTION COMPANY	Structures, construction components	134,811.43
Unspecified countries	BERLIK CONSTRUCTION COMPANY	Transportation, storage, mail services	16,853.47
Unspecified countries	BEST CHOICE FOR ELECTRONIC SYSTEM	Domestic appliances and electronics	137,168.08
Unspecified countries	BEST CHOICE FOR ELECTRONIC SYSTEM	Transportation, storage, mail services	4,943.50
Unspecified countries	BEST CLASS	Domestic appliances and electronics	53,220.00
Unspecified countries	BETWATA COMPANY	Domestic appliances and electronics	122,925.00
Unspecified countries	BFI FINANCE INDONESIA TBK, PT.	Travel, food and lodging	90,973.08
Unspecified countries	BIG	IT and communications equipment	1,882.86
Unspecified countries	BIG	Travel, food and lodging	110,435.70
Unspecified countries	BIN ALWAN PHARMACY	Pharmaceuticals, contraceptives, vaccines	92,063.10
Unspecified countries	BIN SUMAIT TRADING	Apparel, luggage and personal care	65,916.00
Unspecified countries	BIN SUMAIT TRADING	Domestic appliances and electronics	16,230.00
Unspecified countries	BINA CAKRA, CV.	Management and admin services	49,905.47
Unspecified countries	BINA CAKRA, CV.	Medical equipment	834,235.61
Unspecified countries	BIR NESMA	Building and maintenance services	52,562.50
Unspecified countries	BISHAR ABDI ADAN	Management and admin services	75,400.00
Unspecified countries	BIZHAN NIAZI TRASNPORTATION	Transportation, storage, mail services	30,956.77
Unspecified countries	BLACK SEA GENERAL TRADING & CONSTRU	Medical equipment	62,411.00
Unspecified countries	BLUE ENGINEERING AND TRANSPORT	IT and communications equipment	97,666.28
Unspecified countries	BLUE ENGINEERING AND TRANSPORT	Management and admin services	75,088.00
Unspecified countries	BLUE ENGINEERING AND TRANSPORT	Transportation, storage, mail services	23,159.00
Unspecified countries	BLUE JEANS NETWORK, INC	Engineering and research services	37,500.00
Unspecified countries	BM CONSTRUCCIONES	Building and maintenance services	81,577.57
Unspecified countries	BNIF AFUWA	IT and communications equipment	108,433.68
Unspecified countries	BNIF AFUWA	Management and admin services	68,962.75
Unspecified countries	BOBEDIE CONTRUCTION SERVICES LTD	Building and maintenance services	98,414.00
Unspecified countries	BOUKARI MALAM MOUTARI	Domestic appliances and electronics	184,945.10
Unspecified countries	BOUKARI MALAM MOUTARI	Management and admin services	226,637.47
Unspecified countries	BOUKARI MALAM MOUTARI	Material handling machinery	186,243.65
Unspecified countries	BOX RENTAL SA	Building and maintenance services	54,753.00
Unspecified countries	BRAVO CENTER	Domestic appliances and electronics	51,345.42
Unspecified countries	BRUJULA COMUNICACIONES ESTRATEGICAS	Healthcare services	34,806.82
Unspecified countries	BRUJULA COMUNICACIONES ESTRATEGICAS	Transportation, storage, mail services	237,920.70
Unspecified countries	BRWA SHOW FOR ELC.	Domestic appliances and electronics	334.00
Unspecified countries	BRWA SHOW FOR ELC.	Electrical systems components	108,105.00
Unspecified countries	BRWA SHOW FOR ELC.	Public sector related services	1,614.00
Unspecified countries	BRWA SHOW FOR ELC.	Tools and general machinery	198.00
Unspecified countries	BT SWITZERLAND AG	Building and maintenance services	50,967.31
Unspecified countries	BT SWITZERLAND AG	Engineering and research services	224,785.49
Unspecified countries	BUGIS GUEST HOUSE / KIRANI CV	Travel, food and lodging	192,878.56
Unspecified countries	BUNSON TRAVEL SERVICE LTD(CARLSON W	Transportation, storage, mail services	384,698.26
Unspecified countries	BURAK DIS TICARET LTD STI	Apparel, luggage and personal care	275,900.00
Unspecified countries	BURAK DIS TICARET LTD STI	Domestic appliances and electronics	135,841.10
Unspecified countries	BURAK DIS TICARET LTD STI	Sports and recreational equipment	77,986.62
Unspecified countries	BUREAU INTERNATIONAL DE L'UPU	Management and admin services	57,195.12
Unspecified countries	BURKHIYON	Organizations and clubs	46,923.86
Unspecified countries	BURUNDI AUTO PARTS B.A.P	Motor vehicles and parts	51,759.50
Unspecified countries	BUSHRA MEDICAL CENTRE	Management and admin services	18,859.00
Unspecified countries	BUSHRA MEDICAL CENTRE	Medical equipment	39,135.00
Unspecified countries	BUSHRA MEDICAL CENTRE	Transportation, storage, mail services	5,000.00
Unspecified countries	CACHUCHAS Y CAMISETAS GOOD WILL	Management and admin services	49,773.74
Unspecified countries	CACTUS BD	Apparel, luggage and personal care	91,540.32
Unspecified countries	CADES / GUINEE	Education and training services	144,386.67
Unspecified countries	CAID MALI	Transportation, storage, mail services	31,290.24
Unspecified countries	CAKRATAMA JASA, CV.	Medical equipment	339,473.09
Unspecified countries	CALISTUS MASIKA WANJALA	Management and admin services	45,360.00
Unspecified countries	CANON MARKETING PHILIPPINES, INC.	Management and admin services	103,064.40
Unspecified countries	CANOPY ADVERTISING COMPANY LTD.	Published products	46,805.00
Unspecified countries	CAPAC (CENTRE D'ANIMATION PAYSANNE	Education and training services	700,000.00
Unspecified countries	CAPITAL GROUP OF COMPANIES	Domestic appliances and electronics	169,588.00
Unspecified countries	CAPITAL GROUP OF COMPANIES	Motor vehicles and parts	42,000.00
Unspecified countries	CAPTAIN ANDY'S FISHING SUPPLY LTD	Domestic appliances and electronics	173,397.00
Unspecified countries	CARDIFF PROPERTIES LIMITED	Travel, food and lodging	47,503.92
Unspecified countries	CARE INTERNATIONAL MADAGASCAR	Building and maintenance services	108,999.00
Unspecified countries	CARIBBEAN IMPORT EXPORT LLC	Security and safety equipment	64,203.50
Unspecified countries	CARIBBEAN POLICE AND SECURITY SUPPL	Security and safety equipment	86,293.50
Unspecified countries	CAROGA DIAGNOSTICS LIMITED	Building and maintenance services	1,800.00
Unspecified countries	CAROGA DIAGNOSTICS LIMITED	IT and communications equipment	51,000.00
Unspecified countries	CAROGA DIAGNOSTICS LIMITED	Laboratory and testing equipment	11,545.00
Unspecified countries	CAROGA DIAGNOSTICS LIMITED	Medical equipment	69,925.00
Unspecified countries	CAROGA DIAGNOSTICS LIMITED	Transportation, storage, mail services	38,867.05
Unspecified countries	CAROGA MICROHAEM LIMITED	Electrical systems components	555.25
Unspecified countries	CAROGA MICROHAEM LIMITED	Medical equipment	73,218.48
Unspecified countries	CAROGA TANZANIA LIMITED	Medical equipment	46,500.00

Location of supplier	Supplier name	Category description	Value (USD)
IOM continued			
Unspecified countries	CARTHAGE THALASSO	Public sector related services	429.80
Unspecified countries	CARTHAGE THALASSO	Travel, food and lodging	39,398.28
Unspecified countries	CARTINA INTERNATIONAL GENERAL	Domestic appliances and electronics	57,800.00
Unspecified countries	CARTINA INTERNATIONAL GENERAL	Medical equipment	54,017.25
Unspecified countries	CASA ALIANZA	Management and admin services	73,966.32
Unspecified countries	CASA CARIBE	Politics and civic affairs services	34,240.00
Unspecified countries	CATERING NUR AZIZAH	Food and beverage products	837.59
Unspecified countries	CATERING NUR AZIZAH	Medical equipment	89,089.16
Unspecified countries	CATO ENGINEERING LIMITED	Building and maintenance services	46,384.14
Unspecified countries	CCH ASIA PTE LIMITED - WOLTERS KLUW	Education and training services	7,500.00
Unspecified countries	CCH ASIA PTE LIMITED - WOLTERS KLUW	Engineering and research services	63,800.00
Unspecified countries	CDNH CO., LTD	Transportation, storage, mail services	53,305.52
Unspecified countries	CEDES/CENTRO DE ESTUDIOS PARA EL DE	IT and communications equipment	159,200.00
Unspecified countries	CEFE INTERNATIONAL	Education and training services	39,682.90
Unspecified countries	CENDANA RESIDENCE	Travel, food and lodging	257,074.45
Unspecified countries	CENTRE CULTUREL AFRICAIN	Management and admin services	32,961.20
Unspecified countries	CENTRO NACIONAL DE CONSULTORIA	Transportation, storage, mail services	140,870.66
Unspecified countries	CENTURY MOTOR CO SAL	Motor vehicles and parts	33,550.00
Unspecified countries	CEPHEID (PTY) LTD	Laboratory and testing equipment	100,375.00
Unspecified countries	CEPHEID (PTY) LTD	Medical equipment	34,000.00
Unspecified countries	CEPHEID (PTY) LTD	Transportation, storage, mail services	2,039.00
Unspecified countries	CEPHEID HBDC SAS	Laboratory and testing equipment	479,072.00
Unspecified countries	CEPHEID HBDC SAS	Medical equipment	275,837.00
Unspecified countries	CEPHEID HBDC SAS	Transportation, storage, mail services	11,843.00
Unspecified countries	CEPHEID SAS	Medical equipment	56,376.00
Unspecified countries	CEPHEID SAS	Transportation, storage, mail services	2,200.00
Unspecified countries	CERAMIC HOUSE FOR GENERAL TRADING	Building and maintenance services	61,355.00
Unspecified countries	CESEL S.A	Building and maintenance services	3,252,499.42
Unspecified countries	CFAO	Motor vehicles and parts	284,317.89
Unspecified countries	CFAO MOTORS NIGER	Motor vehicles and parts	247,813.94
Unspecified countries	CHARITOPOULOS ILIADIS OE	Building and maintenance services	30,439.77
Unspecified countries	CHARITOPOULOS ILIADIS OE	Distribution equipment	29,149.36
Unspecified countries	CHARITOPOULOS ILIADIS OE	Transportation, storage, mail services	144.02
Unspecified countries	CHEM-LABS LIMITED	Medical equipment	31,077.34
Unspecified countries	CHEMODOSE PHARMACEUTICALS PLC	Domestic appliances and electronics	56,715.35
Unspecified countries	CHILLER ROY	Travel, food and lodging	33,225.00
Unspecified countries	CHISOMO COMMUNITY PROGRAMME	Transportation, storage, mail services	42,822.88
Unspecified countries	CHO RAY HOSPITAL	Healthcare services	172,114.86
Unspecified countries	CHUPU GLOBAL SERVICES LIMITED	Structures, construction components	79,431.49
Unspecified countries	CIANNA TRADING	Transportation, storage, mail services	99,708.62
Unspecified countries	CIHAN MOTORS	Motor vehicles and parts	194,500.00
Unspecified countries	CIHAN MOTORS	Public order and security services	47,500.00
Unspecified countries	CINGLE CONCEPT INVESTMENT NG.LTD	Structures, construction components	38,032.00
Unspecified countries	CISP	IT and communications equipment	213,955.85
Unspecified countries	CITIZEN SURVEYS (PTY) LTD	Management and admin services	35,000.00
Unspecified countries	CITY CENTER – ERBIL	Apparel, luggage and personal care	218,809.92
Unspecified countries	CITY ESCAPE HOTEL	Travel, food and lodging	37,271.10
Unspecified countries	CITY PALACE HOTEL	Medical equipment	20,460.00
Unspecified countries	CITY PALACE HOTEL	Travel, food and lodging	57,600.00
Unspecified countries	CIUDAD LUNAR PRODUCCIONES	Transportation, storage, mail services	55,981.34
Unspecified countries	CJ & L INC.	Building and maintenance services	89,095.03
Unspecified countries	CJ & L INC.	IT and communications equipment	241,087.80
Unspecified countries	CLEMENTS WORLDWIDE	Financial and insurance services	638,404.89
Unspecified countries	CLIMANAIR AETE	Distribution equipment	129,080.96
Unspecified countries	CLINIQUE DE LA SANTE	Healthcare services	400,000.00
Unspecified countries	CNTIG	IT and communications equipment	35,643.86
Unspecified countries	COBELPRO	Travel, food and lodging	50,209.20
Unspecified countries	COCO TRAVEL LTD.	Transportation, storage, mail services	283,900.00
Unspecified countries	CODALIS SA	Engineering and research services	50,030.58
Unspecified countries	CODAN LIMITED	Engineering and research services	113.00
Unspecified countries	CODAN LIMITED	IT and communications equipment	61,707.88
Unspecified countries	CODETEL SARL	Engineering and research services	63,280.33
Unspecified countries	CODETEL SARL	IT and communications equipment	17,642.27
Unspecified countries	CODETEL SARL	Transportation, storage, mail services	1,490.58
Unspecified countries	COLALU S.A	Domestic appliances and electronics	31,955.60
Unspecified countries	COLCAR MERBUS S.A.	Transportation, storage, mail services	233,274.74
Unspecified countries	COLD UNIVERSAL SHOW	Distribution equipment	22,770.00
Unspecified countries	COLD UNIVERSAL SHOW	Domestic appliances and electronics	510,737.00
Unspecified countries	COLLEGE OF MEDICINE & ALLIED HEALTH	Education and training services	60,000.00
Unspecified countries	COLLEGE OF MEDICINE & ALLIED HEALTH	Engineering and research services	1,800.00
Unspecified countries	COLLEGE OF MEDICINE & ALLIED HEALTH	Medical equipment	2,500.00
Unspecified countries	COLLEGE OF MEDICINE & ALLIED HEALTH	Office equipment	33,000.00
Unspecified countries	COLLEGE OF MEDICINE & ALLIED HEALTH	Transportation, storage, mail services	141,391.00
Unspecified countries	COLLEGE OF MEDICINE & ALLIED HEALTH	Travel, food and lodging	24,000.00
Unspecified countries	COMERCIALIZADORA MULTISERVICE	Electrical systems components	428.54
Unspecified countries	COMERCIALIZADORA MULTISERVICE	IT and communications equipment	38,538.19
Unspecified countries	COMERCIALIZADORA MULTISERVICE	Office equipment	46,219.11
Unspecified countries	COMERCIALIZADORA SERDAN	Management and admin services	50,487.17
Unspecified countries	COMMUNAL TECHNOLOGY LTD.,	IT and communications equipment	52,240.60
Unspecified countries	COMPAGNIE DISTRIBUTION	Apparel, luggage and personal care	169,900.00
Unspecified countries	COMPAGNIE DISTRIBUTION	Domestic appliances and electronics	30,250.00
Unspecified countries	COMPAGNIE DISTRIBUTION	Structures, construction components	119,609.60
Unspecified countries	COMPONEX USA	Industrial manufacturing machinery	40,150.00
Unspecified countries	COMPONEX USA	Transportation, storage, mail services	4,875.00

Location of supplier	Supplier name	Category description	Value (USD)
IOM continued			
Unspecified countries	COMPUTECH LIMITED	IT and communications equipment	52,856.87
Unspecified countries	COMPUTER SYSTEM COMPANY	IT and communications equipment	35,780.00
Unspecified countries	COMPUTER SYSTEM COMPANY	Office equipment	1,140.00
Unspecified countries	COMPUTER SYSTEM COMPANY	Paper materials and products	11,240.00
Unspecified countries	COMSIS INFORMATION TECHNOLOGY SERVI	IT and communications equipment	121,960.00
Unspecified countries	COMUNICAN S.A.	Transportation, storage, mail services	48,729.56
Unspecified countries	CONCRETE WORLD FOR	Distribution equipment	2,040.00
Unspecified countries	CONCRETE WORLD FOR	Land, building and structures	36,703.41
Unspecified countries	CONSEJO COMU.DE LA COMU.NEGRA SAN M	Transportation, storage, mail services	144,518.27
Unspecified countries	CONSEJO DE REDACCION	Education and training services	47,148.02
Unspecified countries	CONSERV	Building and maintenance services	302,756.77
Unspecified countries	CONSORCIO HOSPITALARIO LIMA	Building and maintenance services	86,429,522.62
Unspecified countries	CONSORZIO PER LA RICERCA EL'	IT and communications equipment	68,111.20
Unspecified countries	CONSTRUCCIONES E INVERSIONES PARA E	Building and maintenance services	196,799.76
Unspecified countries	CONSTRUCTORA EDIFICA S.A. DE C.V.	Building and maintenance services	57,399.48
Unspecified countries	CONSTRUCTORA KERZEMBERG S.A.	Building and maintenance services	191,902.30
Unspecified countries	CONSTRUCTORA MALAGA HNOS. S.A.	Building and maintenance services	36,805,360.36
Unspecified countries	CONSULTORIA Y ARQUITECTURA, S.A.	Management and admin services	61,296.44
Unspecified countries	CONSULTRONIX (PVT) LTD	Building and maintenance services	420,323.49
Unspecified countries	COOPI- COOPERAZIONE INTERNAZIONALE	Management and admin services	49,945.71
Unspecified countries	COORDINATIE BVBA	Building and maintenance services	50,761.68
Unspecified countries	COPIERFORCE (KENYA) LTD.	IT and communications equipment	36,375.91
Unspecified countries	CORP. INDUSTRIAL MINUTO DE DIOS	Education and training services	33,909.86
Unspecified countries	CORP. OBSERVATORIO PARA LA PAZ	Transportation, storage, mail services	42,090.16
Unspecified countries	CORP.EDUC.DE SISTEMAS AVANZADOS	Education and training services	31,641.20
Unspecified countries	CORPORACION ALIANZA IMP	Transportation, storage, mail services	37,619.70
Unspecified countries	CORPORACION AMIGOS DE LA TIERRA	Transportation, storage, mail services	31,063.13
Unspecified countries	CORPORACION FLORES S.A.	Motor vehicles and parts	204,066.96
Unspecified countries	CORPORACION INFANCIA Y DESARROLLO	IT and communications equipment	38,663.15
Unspecified countries	CORPORACION SEDECOM	Healthcare services	484,066.56
Unspecified countries	CORPORACION SEDECOM	Transportation, storage, mail services	943,692.21
Unspecified countries	COSMOS BUSINEES SYSTEMS AEBE	Engineering and research services	472.18
Unspecified countries	COSMOS BUSINEES SYSTEMS AEBE	IT and communications equipment	88,419.98
Unspecified countries	COSMOS BUSINEES SYSTEMS AEBE	Transportation, storage, mail services	7,082.56
Unspecified countries	COUNCIL OF TARMAL MOGMOG	IT and communications equipment	104,840.08
Unspecified countries	COUNSELLING SERVICES UNIT	Management and admin services	78,373.42
Unspecified countries	CPVR- SARL	IT and communications equipment	67,415.89
Unspecified countries	CRISTALJEM SRL	Building and maintenance services	38,154.97
Unspecified countries	CROIX ROUGE MALAGASY	Building and maintenance services	108,972.00
Unspecified countries	CRYSTAL FACTORY	Transportation, storage, mail services	37,500.00
Unspecified countries	CSPEEDA	Transportation, storage, mail services	48,780.49
Unspecified countries	CT TNHH XD NOI THAT MINH ANH	Building and maintenance services	77,623.86
Unspecified countries	CV CHAHYA ANUGERAH	Travel, food and lodging	222,166.13
Unspecified countries	CV MALLOMO ENGENERING	Travel, food and lodging	134,429.55
Unspecified countries	CYBER NETWORK SA	IT and communications equipment	104,327.93
Unspecified countries	DACRUZ MARY JUDY PATRICIA	Management and admin services	30,800.02
Unspecified countries	DAHIR HASSAN ABDI	Management and admin services	41,400.00
Unspecified countries	DAIMLER AG	Motor vehicles and parts	52,198.38
Unspecified countries	DALMIA IMPEX ENTERPRISES	Services industry equipment	175,252.87
Unspecified countries	DAMARFU S.A	Office equipment	79,860.14
Unspecified countries	DAMEN SHIPYARD GORINCHEM	IT and communications equipment	314,866.63
Unspecified countries	DAMIBA TRADE DOO BEOGRAD	Domestic appliances and electronics	55,443.27
Unspecified countries	DAMIBA TRADE DOO BEOGRAD	Security and safety equipment	82,535.38
Unspecified countries	DAMIEN MARTELLY	Travel, food and lodging	66,000.00
Unspecified countries	DANG DANG ENTERPRISES	Building and maintenance services	68,711.20
Unspecified countries	DANIA LISSETT TORRES HURTADO	Management and admin services	31,000.00
Unspecified countries	DANIEL BURKI	Management and admin services	36,000.00
Unspecified countries	DANIMEX	Electrical systems components	3,480.08
Unspecified countries	DANIMEX	IT and communications equipment	147,284.24
Unspecified countries	DANIMEX	Manufacturing components	23,695.04
Unspecified countries	DANIMEX	Transportation, storage, mail services	2,780.00
Unspecified countries	DANIMEX COMMUNICATION A/S	IT and communications equipment	83,856.95
Unspecified countries	DANIMEX COMMUNICATION A/S	Management and admin services	427.52
Unspecified countries	DANIMEX COMMUNICATION A/S	Transportation, storage, mail services	5,685.00
Unspecified countries	DANOFFICE IT	IT and communications equipment	158,241.76
Unspecified countries	DANOFFICE IT	Transportation, storage, mail services	6,036.00
Unspecified countries	DANOFFICE IT APS	IT and communications equipment	185,204.24
Unspecified countries	DANOFFICE IT APS	Management and admin services	1,570.00
Unspecified countries	DAR ES SALAAM SERENA HOTEL	Travel, food and lodging	67,934.34
Unspecified countries	DARFUR DEVELOPMENT RECON AGENCY	Live plant and animal material	30,000.00
Unspecified countries	DAT-CON D.O.O	IT and communications equipment	2,428,354.95
Unspecified countries	DAT-CON D.O.O	Transportation, storage, mail services	11,916.95
Unspecified countries	DAT-CON D.O.O.	Engineering and research services	57,000.42
Unspecified countries	DAT-CON D.O.O.	IT and communications equipment	1,182,234.25
Unspecified countries	DATA ACT LAB AB	Transportation, storage, mail services	295,000.00
Unspecified countries	DATAMATICS GLOBAL SERVICES LTD	Management and admin services	177,845.50
Unspecified countries	DATAVIN GROUP	Medical equipment	318,300.38
Unspecified countries	DATAVIN GROUP	Public sector related services	6,921.87
Unspecified countries	DATELINE EXPORTS, INC.	IT and communications equipment	14,034.79
Unspecified countries	DATELINE EXPORTS, INC.	Management and admin services	64,635.94
Unspecified countries	DATELINE EXPORTS, INC.	Structures, construction components	615,276.10
Unspecified countries	DAVAN ENERGY COMPANY	Building and maintenance services	43,720.00
Unspecified countries	DAVID R. YASIN / WISMA DUTA	Travel, food and lodging	151,321.76
Unspecified countries	DAYTAM RESEARCH & CONSULTING LTD	Management and admin services	202,255.00

Location of supplier	Supplier name	Category description	Value (USD)
IOM continued			
Unspecified countries	DDCG CONSTRUCTION	Building and maintenance services	502,200.00
Unspecified countries	DEBRE BERHAN BLANKET FACTORY PLC.	Domestic appliances and electronics	158,484.45
Unspecified countries	DEEQ SULEYMAN YUSUF	Management and admin services	48,300.00
Unspecified countries	DEGG J FORCE 3 BANKHI SARL	Engineering and research services	64,137.78
Unspecified countries	DEGSTA	IT and communications equipment	52,581.87
Unspecified countries	DEKOM B.V.	Organizations and clubs	2,429,931.69
Unspecified countries	DELL SA	Building and maintenance services	37,065.07
Unspecified countries	DELOITTE CONSULTING SA	Transportation, storage, mail services	39,103.23
Unspecified countries	DERMENTZOGLOU S.A.	Building and maintenance services	1,434,946.83
Unspecified countries	DHL GLOBAL FORWARDING PHILS. INC	Transportation, storage, mail services	127,161.10
Unspecified countries	DHOFAR FOR SERVICE LAND TRANSPORT	Transportation, storage, mail services	40,135.00
Unspecified countries	DIALOGOS Y ESTRATEGIAS SAS	Transportation, storage, mail services	80,581.40
Unspecified countries	DIAMOND CROWN LOGISTIC SOLUTION CO	Security and safety equipment	77,600.00
Unspecified countries	DIANA TUMINGHARJA / WISMA FAVORITE	Travel, food and lodging	60,719.64
Unspecified countries	DIDEA	Motor vehicles and parts	35,030.30
Unspecified countries	DIEGO VALLEJO JANETA	Management and admin services	31,500.00
Unspecified countries	DIGITAL OPPORTUNITY TRUST RWANDA	Education and training services	9,900.00
Unspecified countries	DIGITAL OPPORTUNITY TRUST RWANDA	Management and admin services	23,100.00
Unspecified countries	DINAMIK ISI MAKINA	Structures, construction components	1,202,224.43
Unspecified countries	DINAMIKS	Motor vehicles and parts	111,335.57
Unspecified countries	DIOCESIS DE FLORENCIA	IT and communications equipment	248,659.05
Unspecified countries	DIRECT LINE MEDICAL SUPPLIES CO	Medical equipment	37,375.00
Unspecified countries	DISEÑO Y ELABORACIONES METÁLICAS,S.	Building and maintenance services	79,869.89
Unspecified countries	DISEÑOS CONSTRUCCIONES GREXA, S.A.	Building and maintenance services	251,255.63
Unspecified countries	DLEEN	Building and maintenance services	37,880.00
Unspecified countries	DMS AFRICA APS	Distribution equipment	15,600.00
Unspecified countries	DMS AFRICA APS	IT and communications equipment	6,700.00
Unspecified countries	DMS AFRICA APS	Land, building and structures	247,250.00
Unspecified countries	DMS AFRICA APS	Management and admin services	52,200.00
Unspecified countries	DMS AFRICA APS	Manufacturing components	2,100.00
Unspecified countries	DMS AFRICA APS	Structures, construction components	8,864.00
Unspecified countries	DMS AFRICA APS	Transportation, storage, mail services	113,200.00
Unspecified countries	DOGUS OTO CANKAYA PAZARLAMA	Motor vehicles and parts	135,764.63
Unspecified countries	DOLLO TRADING	Domestic appliances and electronics	31,994.86
Unspecified countries	DOLMAR PRESS, INC.	Editorial, design, graphic services	42,013.30
Unspecified countries	DOWSER GROUP PTE LTD.	Engineering and research services	102,611.00
Unspecified countries	DR. SAID WARSAME ISMAIL	Management and admin services	55,125.03
Unspecified countries	DROOB LIBYA	Building and maintenance services	90,627.50
Unspecified countries	DRYLANDS DEVELOPMENT COMPANY LTD	Management and admin services	46,891.63
Unspecified countries	DUSIT D2 NAIROBI	Medical equipment	2,284.20
Unspecified countries	DUSIT D2 NAIROBI	Transportation, storage, mail services	156.86
Unspecified countries	DUSIT D2 NAIROBI	Travel, food and lodging	45,120.00
Unspecified countries	DUTA PRASINDO RAYA, PT.	Domestic appliances and electronics	70,272.86
Unspecified countries	DUTA PRASINDO RAYA, PT.	Medical equipment	454,930.98
Unspecified countries	DYNAMES M.R 360 INTERNATIONAL LIMIT	Structures, construction components	75,956.58
Unspecified countries	E-SECURE SARL	Building and maintenance services	56,761.44
Unspecified countries	E-SECURE SARL	Engineering and research services	12,878.05
Unspecified countries	E AND V GENERAL MERCHANDISE	Structures, construction components	47,161.42
Unspecified countries	E.T.P.S COMPAGNY	Building and maintenance services	44,785.30
Unspecified countries	EAGLE ENTERPRISES CO. LTD	Transportation, storage, mail services	582,900.00
Unspecified countries	EAGTC	Industrial manufacturing machinery	76,130.70
Unspecified countries	EAGTC	Structures, construction components	34,473.76
Unspecified countries	EAGTC	Transportation, storage, mail services	35,392.88
Unspecified countries	EAMAAR AL-YEMEN FOR CONSTRUCTION &	Building and maintenance services	34,050.00
Unspecified countries	EARTH ENGINEERING	Distribution equipment	46,807.62
Unspecified countries	EARTH ENGINEERING	Electrical systems components	113,343.42
Unspecified countries	EARTH ENGINEERING	IT and communications equipment	145,690.43
Unspecified countries	EAST AFRICAN SUPPLIES & LOG.LTD	Apparel, luggage and personal care	270,900.00
Unspecified countries	EAST AFRICAN SUPPLIES & LOG.LTD	Material handling machinery	1,440,906.56
Unspecified countries	EAUXWELL NIGERIA LIMITED	Building and maintenance services	141,678.85
Unspecified countries	ECOGEC/H	Building and maintenance services	64,732.86
Unspecified countries	ECOGEC/H	IT and communications equipment	59,662.94
Unspecified countries	ECONOMIST INTELLIGENCE UNIT	Transportation, storage, mail services	72,500.00
Unspecified countries	EDA RADOMAN PERKOVIC	Editorial, design, graphic services	88,100.11
Unspecified countries	EDCON / CONSTRUCCION ENOC S. DE R.L	Building and maintenance services	41,764.63
Unspecified countries	EDDY SINAR PRADHANA / WISMA PERMATA	Travel, food and lodging	281,649.18
Unspecified countries	EDDY WINATA (KOST 40)	Travel, food and lodging	106,406.16
Unspecified countries	EDGAR SEBASTIÁN GONZÁLEZ ANDRADE	Management and admin services	35,000.00
Unspecified countries	EDGEBASE TECHNOLOGIES LTD	IT and communications equipment	36,369.46
Unspecified countries	EDM	Building and maintenance services	47,389.10
Unspecified countries	EDWIN ALBERTO DORADO GAVIRIA	IT and communications equipment	31,364.70
Unspecified countries	EFFAA COMPANY	Building and maintenance services	1,424,491.75
Unspecified countries	EGNATIA LOGISTICS AND CONSULTANCY	Apparel, luggage and personal care	456,911.75
Unspecified countries	EKINYOLU PETROL URUNLERI	Apparel, luggage and personal care	26,156.80
Unspecified countries	EKINYOLU PETROL URUNLERI	Tools and general machinery	12,053.00
Unspecified countries	EKTONG UD	Management and admin services	415,287.87
Unspecified countries	EL-BABA & PARTNERS NIGERIA LIMITED	Building and maintenance services	13,889.33
Unspecified countries	EL-BABA & PARTNERS NIGERIA LIMITED	IT and communications equipment	53,222.48
Unspecified countries	EL-BABA & PARTNERS NIGERIA LIMITED	Structures, construction components	168,406.40
Unspecified countries	EL-JIREH INDUSTRIES NIG LIMITED	Furniture	44,929.80
Unspecified countries	EL ALI GROUP OF COMPANIES LTD	Building and maintenance services	186,684.32
Unspecified countries	EL IKHLAS EL JADIDA	Apparel, luggage and personal care	46,200.00
Unspecified countries	EL IKHLAS EL JADIDA	Domestic appliances and electronics	115,060.00
Unspecified countries	EL IKHLAS EL JADIDA	Furniture	127,600.00

Location of supplier	Supplier name	Category description	Value (USD)
IOM continued			
Unspecified countries	EL IKHLAS EL JADIDA	Transportation, storage, mail services	3,675.00
Unspecified countries	EL KASABA EL AALYA CO	Building and maintenance services	68,074.00
Unspecified countries	ELBSTACK GMBH SEBASTIAN GRONEWOLD	IT and communications equipment	49,388.81
Unspecified countries	ELBSTACK GMBH SEBASTIAN GRONEWOLD	Transportation, storage, mail services	55,166.91
Unspecified countries	ELECTORAL SERVICES INTERNATIONAL IN	Office equipment	32,700.00
Unspecified countries	ELECTORAL SERVICES INTERNATIONAL IN	Transportation, storage, mail services	4,545.27
Unspecified countries	ELENA EVA REYNAGA	Management and admin services	70,282.92
Unspecified countries	ELIF RENT A CAR	Transportation, storage, mail services	53,548.65
Unspecified countries	ELIKON KATASKEVASTIKI IKE	Building and maintenance services	61,804.78
Unspecified countries	ELIZABETH THOMAS - HOPE	Politics and civic affairs services	52,666.70
Unspecified countries	ELMUTAWASAT ELRAKAMI LTD.	IT and communications equipment	51,120.00
Unspecified countries	EMAHA GENERAL CONST.& TRADING CO.LT	Building and maintenance services	798,478.86
Unspecified countries	EMANTE SHPK	Building and maintenance services	64,773.25
Unspecified countries	EMANTE SHPK	Furniture	9,976.53
Unspecified countries	EMANTE SHPK	Industrial manufacturing machinery	73,536.82
Unspecified countries	EMANTE SHPK	Management and admin services	12,537.89
Unspecified countries	EMAR AL-KHAIRAT FOR GENERAL CONTRA	Building and maintenance services	78,253.85
Unspecified countries	EMERGING MARKETS COMMUNICATIONS, LL	Engineering and research services	162,098.43
Unspecified countries	EMERGING MARKETS GROUP HOLDING PTE	Management and admin services	59,576.00
Unspecified countries	EMMAR GROUP FOR CONSTRUCTION & CON	Building and maintenance services	1,061,410.37
Unspecified countries	EMPOWERMENT FOR CAREER DEVELOPMENT	Management and admin services	75,000.00
Unspecified countries	ENAFCO SARL/ CHEIKH AMAR	Management and admin services	74,528.09
Unspecified countries	ENCOMPASS LLC	Education and training services	33,000.00
Unspecified countries	ENDA - MALI	Transportation, storage, mail services	40,000.00
Unspecified countries	ENIBAGEC-H	Building and maintenance services	48,731.43
Unspecified countries	ENKISHAF MASKAN CONSTRUCTION	Structures, construction components	31,932.17
Unspecified countries	ENKISHAF MASKAN CONSTRUCTION	Transportation, storage, mail services	12,358.81
Unspecified countries	ENTELAGH COMPANY	Apparel, luggage and personal care	90,240.00
Unspecified countries	ENTELAGH COMPANY	Domestic appliances and electronics	79,361.60
Unspecified countries	ENTELAGH COMPANY	Furniture	191,872.00
Unspecified countries	ENTELAGH COMPANY	Transportation, storage, mail services	4,600.00
Unspecified countries	ENTREPRISE BAANA	Management and admin services	442.75
Unspecified countries	ENTREPRISE BAANA	Structures, construction components	188,992.19
Unspecified countries	ENTREPRISE BUILDERS MALI	Transportation, storage, mail services	138,713.48
Unspecified countries	ENTREPRISE E.I.A.C.A.H	Building and maintenance services	33,562.13
Unspecified countries	ENTREPRISE EKLEKIA	Building and maintenance services	46,719.07
Unspecified countries	ENTREPRISE FRIDA	Structures, construction components	155,563.04
Unspecified countries	ENTREPRISE FRIDA	Transportation, storage, mail services	62,331.04
Unspecified countries	ENTREPRISE HAIDAR	Building and maintenance services	138,958.36
Unspecified countries	ENTREPRISE KORIKA TRAVAUX	Transportation, storage, mail services	144,111.86
Unspecified countries	ENTREPRISE LAKAYSIENNE	Building and maintenance services	165,622.88
Unspecified countries	ENTREPRISE LAWAN HASSAN	Building and maintenance services	78,843.57
Unspecified countries	ENTREPRISE MHA	Building and maintenance services	94,768.67
Unspecified countries	ENTREPRISE MINEA	Structures, construction components	138,583.87
Unspecified countries	ENTREPRISE MINEA	Transportation, storage, mail services	19,038.92
Unspecified countries	ENTREPRISE SAHA	Structures, construction components	167,627.11
Unspecified countries	ENTREPRISE SAHA	Transportation, storage, mail services	22,858.25
Unspecified countries	ENTREPRISE SOLEC ENERGIE	Building and maintenance services	4,280.94
Unspecified countries	ENTREPRISE SOLEC ENERGIE	Electrical systems components	27,469.34
Unspecified countries	ENTREPRISE TELE BTP	Transportation, storage, mail services	43,579.87
Unspecified countries	EPICENTER AFRICA LIMITED	Building and maintenance services	10,526.32
Unspecified countries	EPICENTER AFRICA LIMITED	Distribution equipment	8,381.79
Unspecified countries	EPICENTER AFRICA LIMITED	Electrical systems components	26,250.00
Unspecified countries	EPICENTER AFRICA LIMITED	Manufacturing components	37,666.66
Unspecified countries	EPICENTER AFRICA LIMITED	Transportation, storage, mail services	7,984.90
Unspecified countries	ERNAWATI ZULASRI / WISMA INDAH SARI	Travel, food and lodging	78,821.67
Unspecified countries	ERO EVA TRADE & INDUSTRY PLC	Travel, food and lodging	389,504.93
Unspecified countries	ES GUNEY TURIZM	IT and communications equipment	31,695.60
Unspecified countries	ESPACIOS ARQUITECTURA Y MUEBLES	Building and maintenance services	41,479.28
Unspecified countries	ESRI CUSTOMER SERVICE	Engineering and research services	62,950.68
Unspecified countries	ESUBALEW HAILE WONDIMU	Management and admin services	34,606.45
Unspecified countries	ETABLISSEMENT DJAMA OMAR	Management and admin services	54,215.59
Unspecified countries	ETABLISSEMENT DOLPH	Domestic appliances and electronics	142,260.49
Unspecified countries	ETABLISSEMENT DOLPH	Material handling machinery	74,240.03
Unspecified countries	ETABLISSEMENT ETOILE POUR LE COMMER	Domestic appliances and electronics	160,031.93
Unspecified countries	ETIHAD AUTO LTD	Motor vehicles and parts	50,000.00
Unspecified countries	ETMAANEN DAEEM CO.	Apparel, luggage and personal care	33,058.00
Unspecified countries	ETS AHMED BAMBA OULD MOHAMED ABDALL	IT and communications equipment	63,753.52
Unspecified countries	ETS AHMED BAMBA OULD MOHAMED ABDALL	Transportation, storage, mail services	10,682.56
Unspecified countries	ETS B.M.K. SERVICE	Apparel, luggage and personal care	5,661.25
Unspecified countries	ETS B.M.K. SERVICE	Cleaning equipment	228.60
Unspecified countries	ETS B.M.K. SERVICE	Domestic appliances and electronics	20,641.38
Unspecified countries	ETS B.M.K. SERVICE	Electrical systems components	7,261.46
Unspecified countries	ETS B.M.K. SERVICE	Material handling machinery	4,706.50
Unspecified countries	ETS B.M.K. SERVICE	Sports and recreational equipment	3,227.32
Unspecified countries	ETS BASSE & CIE	IT and communications equipment	98,833.86
Unspecified countries	ETS BIA	Domestic appliances and electronics	33,554.84
Unspecified countries	ETS BIA	Material handling machinery	32,138.69
Unspecified countries	ETS CHIGUI	Structures, construction components	30,007.65
Unspecified countries	ETS ETOILE	Material handling machinery	76,119.22
Unspecified countries	ETS FOMETE	Apparel, luggage and personal care	20,944.89
Unspecified countries	ETS FOMETE	Domestic appliances and electronics	61,470.05
Unspecified countries	ETS FOMETE	Material handling machinery	45,532.39
Unspecified countries	ETS FOMETE	Services industry equipment	33,739.49

Location of supplier	Supplier name	Category description	Value (USD)
IOM continued			
Unspecified countries	ETS HADARI TECHNOLOGIE	Engineering and research services	32,098.11
Unspecified countries	ETS MAD EXPRESS	Building and maintenance services	49,214.70
Unspecified countries	ETS PPG (PERKINS POWERED GENERATORS	Office equipment	31,034.11
Unspecified countries	ETS PRO SERVICE	Apparel, luggage and personal care	787.83
Unspecified countries	ETS PRO SERVICE	Domestic appliances and electronics	28,558.19
Unspecified countries	ETS PRO SERVICE	Material handling machinery	16,726.25
Unspecified countries	ETS PRO SERVICE	Services industry equipment	14,951.81
Unspecified countries	ETS PRO SERVICE	Sports and recreational equipment	1,212.05
Unspecified countries	ETS VYIMANA PRIME	Industrial manufacturing machinery	90,337.29
Unspecified countries	EUROCHAMP	Distribution equipment	3,000.00
Unspecified countries	EUROCHAMP	Land, building and structures	63,100.00
Unspecified countries	EUROCHAMP	Transportation, storage, mail services	23,000.00
Unspecified countries	EUROKOHA REISEN GMBH	Transportation, storage, mail services	103,386.23
Unspecified countries	EUROMOBILIA S.A.	Furniture	32,343.76
Unspecified countries	EUROPEAN UNIVERSITY INSTITUTE	Transportation, storage, mail services	43,431.06
Unspecified countries	EUROSALON FABRIKA DOO	Furniture	34,283.18
Unspecified countries	EVEREST	Financial and insurance services	3,255,973.68
Unspecified countries	EVEREST	Politics and civic affairs services	2,846,722.01
Unspecified countries	EVERETT AVIATION CHARTER LIMITED	IT and communications equipment	36,550.00
Unspecified countries	EVROEMPORIKI AVEE	Land, building and structures	535,567.00
Unspecified countries	EVROEMPORIKI AVEE	Transportation, storage, mail services	5,259.81
Unspecified countries	EXCELLENT AGRO SEED CORPORATION PVT	Tools and general machinery	45,409.98
Unspecified countries	EZZ ALDEEN AL-SOFI FOR TRADING	Apparel, luggage and personal care	52,035.60
Unspecified countries	EZZ ALDEEN AL-SOFI FOR TRADING	Domestic appliances and electronics	14,012.80
Unspecified countries	F1 ENTERPRISES	Management and admin services	60,273.21
Unspecified countries	FADI COMPANY	Building and maintenance services	93,190.00
Unspecified countries	FAIZ NAWAYEE CONSTRUCTION CO	Structures, construction components	45,362.58
Unspecified countries	FAJR AL-IKHLAS FOR GENERAL CONTRACT	Building and maintenance services	167,564.72
Unspecified countries	FAKI IDRIS NIG LTD	Building and maintenance services	469,887.12
Unspecified countries	FARASHIN COMPANY	Domestic appliances and electronics	1,054,600.00
Unspecified countries	FARASHIN COMPANY	Material handling machinery	84,375.00
Unspecified countries	FARASHIN COMPANY	Services industry equipment	373,400.00
Unspecified countries	FARID KHAN ORAKZAI - C	Building and maintenance services	73,943.95
Unspecified countries	FARIS YASEEN MUSTAFA	Travel, food and lodging	162,500.00
Unspecified countries	FARSIGHT AFRICA GROUP LIMITED	Management and admin services	38,559.15
Unspecified countries	FAYNUS ONG	Management and admin services	46,164.66
Unspecified countries	FDA-FATA DEVELOPMENT AUTHORITY-PTI	Education and training services	114,405.97
Unspecified countries	FEINSTEIN INT'L CNTR TUFFS UNIVER	Transportation, storage, mail services	74,053.46
Unspecified countries	FERNANDO GAVILAN Y CLAUDIO PISCHEL	Management and admin services	49,367.62
Unspecified countries	FHADESO - FUND.HUM.AMB.P/DES.SOST	Transportation, storage, mail services	57,646.06
Unspecified countries	FIAB DANISMANLIK	Distribution equipment	242,500.00
Unspecified countries	FIDES GLOBAL TICARET LTD STI	IT and communications equipment	49,363.30
Unspecified countries	FILAMENT ENGINEERING LTD.	Domestic appliances and electronics	37,880.66
Unspecified countries	FINISH DEAL DOO	Building and maintenance services	71,209.54
Unspecified countries	FIRMA MIBCON NDC S.R.O	Management and admin services	114,864.86
Unspecified countries	FIVE STAR TEXTILE CENTRE	Domestic appliances and electronics	190,871.29
Unspecified countries	FLEXNRJ SARL	Management and admin services	68,733.54
Unspecified countries	FOND MIXTO PROM DE LA CULTURA Y	Transportation, storage, mail services	41,973.97
Unspecified countries	FONDATION ORIENT-OCCIDENT	Management and admin services	40,000.00
Unspecified countries	FOP POLSHYNA INNA I.	Transportation, storage, mail services	31,690.92
Unspecified countries	FORTUNE THRIFT AND CREDIT COMPANY L	Domestic appliances and electronics	226,608.14
Unspecified countries	FORTUNE THRIFT AND CREDIT COMPANY L	Transportation, storage, mail services	0.83
Unspecified countries	FOSCAO-CI	Building and maintenance services	84,430.10
Unspecified countries	FOSTER + FREEMAN LTD	Education and training services	8,754.76
Unspecified countries	FOSTER + FREEMAN LTD	Public order and security services	24,405.57
Unspecified countries	FOSTER + FREEMAN LTD	Transportation, storage, mail services	1,545.35
Unspecified countries	FOSTER AND FREEMAN	Domestic appliances and electronics	78,180.94
Unspecified countries	FOSTER AND FREEMAN	Engineering and research services	6,666.86
Unspecified countries	FOSTER AND FREEMAN	Financial and insurance services	1,900.00
Unspecified countries	FOSTER AND FREEMAN	Transportation, storage, mail services	250.00
Unspecified countries	FOWS CONTRUCTION COMPANY	Building and maintenance services	90,990.73
Unspecified countries	FRANKLIN COVEY MIDDLE EAST	Education and training services	94,770.00
Unspecified countries	FRISKA DWIWATI N / LP3I COURSE	Education and training services	34,788.69
Unspecified countries	FROST DESIGN AND CONSULTING GROUP,	Engineering and research services	60,000.00
Unspecified countries	FSM PETROLEUM CORP.	Fuels and lubricants etc.	68,247.36
Unspecified countries	FSM PETROLEUM CORP.	Management and admin services	1,431.00
Unspecified countries	FSM TELECOMMUNICATIONS CORPORATION	IT and communications equipment	335,844.62
Unspecified countries	FUJI XEROX LEASING (THAILAND)	Management and admin services	35,189.64
Unspecified countries	FUNDACION ASYLUM ACCESS ECUADOR	Management and admin services	35,000.00
Unspecified countries	FUNDACION CIUDAD DEL SABER	Travel, food and lodging	86,065.92
Unspecified countries	FUNDACION CREAMOS COLOMBIA	Transportation, storage, mail services	99,874.88
Unspecified countries	FUNDACION GESTION Y ESTRATEGIA SOCI	Education and training services	126,139.64
Unspecified countries	FUNDACION IDEAS PARA LA PAZ	Transportation, storage, mail services	281,615.67
Unspecified countries	FUNDACION OPCION COLOMBIA FUNDACOL	IT and communications equipment	105,853.42
Unspecified countries	FUNDACION PROGRESAR	Transportation, storage, mail services	41,420.12
Unspecified countries	FUNDACION PROINCO	Education and training services	69,758.63
Unspecified countries	FUNDACION RAFAEL POMBO	IT and communications equipment	31,337.93
Unspecified countries	FUNDACION TRUST FOR THE AMERICAS	Education and training services	130,225.92
Unspecified countries	FUNDACION ZIGMA	Transportation, storage, mail services	199,046.97
Unspecified countries	FURSYS, S.A.	Building and maintenance services	36,370.50
Unspecified countries	FURSYS, S.A.	Furniture	9,879.00
Unspecified countries	FUTURVIDA, FABRICACAO DE VEICULOS E	Motor vehicles and parts	133,447.15
Unspecified countries	G-CUBE WEBWIDE SOFTWARE LTD	IT and communications equipment	64,381.00
Unspecified countries	G-CUBE WEBWIDE SOFTWARE LTD	Transportation, storage, mail services	31,405.00

Location of supplier	Supplier name	Category description	Value (USD)
IOM continued			
Unspecified countries	G-TAS CEVRE YAPI MARKET	Domestic appliances and electronics	52,830.00
Unspecified countries	G & T SERVICE LTD.,	Building and maintenance services	396,214.02
Unspecified countries	G & T SERVICE LTD.,	IT and communications equipment	56,020.40
Unspecified countries	G.S. RAYHANA RAHMAT	Travel, food and lodging	48,807.06
Unspecified countries	GAKUBA RUBOJO EGIDE	Travel, food and lodging	85,800.00
Unspecified countries	GALALA CONSTRUCTIONAL CONTRACTING L	Building and maintenance services	72,134.00
Unspecified countries	GALAS STANDARD VISION NIGERIA LIMIT	Structures, construction components	97,474.36
Unspecified countries	GARDENIA CENTER COMPANY	IT and communications equipment	50,000.00
Unspecified countries	GAZI TANKS	Domestic appliances and electronics	32,675.29
Unspecified countries	GAZILAB MEDIKAL	Medical equipment	155,795.12
Unspecified countries	GEFSINUS SA	Medical equipment	452,269.96
Unspecified countries	GEFSINUS SA	Transportation, storage, mail services	107,988.16
Unspecified countries	GEKAPITA, CV.	Travel, food and lodging	43,738.40
Unspecified countries	GELAEL SUPERMARKET, PT.	Management and admin services	49,034.46
Unspecified countries	GELAEL SUPERMARKET, PT.	Medical equipment	64,938.86
Unspecified countries	GENDER AND DIVERSITY CONSULTING	Management and admin services	77,120.00
Unspecified countries	GENERAL TRADING SERVICES SA (GTS SA	Electrical systems components	45,831.64
Unspecified countries	GENERAL TRADING SERVICES SA (GTS SA	Transportation, storage, mail services	1,814.17
Unspecified countries	GENTINOX ENDUSTRIYEL MUTFAK	Domestic appliances and electronics	54,698.38
Unspecified countries	GEOLABINSTRUMENTS LTD.,	IT and communications equipment	142,000.00
Unspecified countries	GEORGE SYRIANI	Apparel, luggage and personal care	231,936.10
Unspecified countries	GEORGE SYRIANI	Domestic appliances and electronics	35,731.77
Unspecified countries	GEORGE SYRIANI	Material handling machinery	8,832.18
Unspecified countries	GEORGETOWN UNIVERSITY	Travel, food and lodging	100,000.00
Unspecified countries	GERDAU METALDOM, S.A	Domestic appliances and electronics	48,466.64
Unspecified countries	GESTION, NEGOCIOS Y MERCADEO SAS	Healthcare services	36,668.94
Unspecified countries	GFK AUSTRIA GMBH	Transportation, storage, mail services	32,397.00
Unspecified countries	GIORGI GRIGALASHVILI	Management and admin services	45,602.59
Unspecified countries	GIRMAY ASGEDOM TESEMA	Travel, food and lodging	79,952.73
Unspecified countries	GIUSEPPE SAVINO	Management and admin services	30,000.00
Unspecified countries	GLASSART S.A.	Land, building and structures	4,980,143.95
Unspecified countries	GLASSART S.A.	Transportation, storage, mail services	127,667.80
Unspecified countries	GLAXOSMITHKLINE LIMITED	Pharmaceuticals, contraceptives, vaccines	39,987.20
Unspecified countries	GLC FORKLIFT, INC.	Motor vehicles and parts	38,958.95
Unspecified countries	GLOBAL AIR CARGO & LOGISTICS LIMITE	Public order and security services	34,539.60
Unspecified countries	GLOBAL BROKERAGE & LOGISTICS CONSLT	Transportation, storage, mail services	30,638.00
Unspecified countries	GLOBAL CAPITAL LAND PT	Travel, food and lodging	72,436.74
Unspecified countries	GLOBAL VOICES LTD	Management and admin services	34,581.56
Unspecified countries	GLOBEFLX LTD.	Domestic appliances and electronics	36,818.00
Unspecified countries	GLOBEFLX LTD.	Electrical systems components	81,216.00
Unspecified countries	GLOBEFLX LTD.	Transportation, storage, mail services	6,000.00
Unspecified countries	GO-SOLAR SYSTEMS LTD	Electrical systems components	53,070.00
Unspecified countries	GO-SOLAR SYSTEMS LTD	IT and communications equipment	35,961.00
Unspecified countries	GO-SOLAR SYSTEMS LTD	Manufacturing components	42,760.00
Unspecified countries	GOBANLE CONSTRUCTION & GENERAL SERV	Building and maintenance services	127,760.50
Unspecified countries	GOLDEN BEACH CONSTRUCTION CO.LTD	Building and maintenance services	89,740.34
Unspecified countries	GOLDLAND MEDIA GMBH	Engineering and research services	105,782.59
Unspecified countries	GOLWEYN LOGISTICS & TRADING LTD	Building and maintenance services	298,313.49
Unspecified countries	GONZALO PUENTES ORJUELA	Building and maintenance services	58,917.17
Unspecified countries	GONZALO PUENTES ORJUELA	Furniture	22,116.83
Unspecified countries	GRADMIR ASBL	Building and maintenance services	53,897.00
Unspecified countries	GRAHA AYURA	Travel, food and lodging	99,502.64
Unspecified countries	GRAHA PENA JAWA POS	Travel, food and lodging	30,750.12
Unspecified countries	GRAYMATTER COMMUNICATIONS	Musical instruments and arts and crafts	252,181.75
Unspecified countries	GREEN STRING NETWORK	Management and admin services	38,300.00
Unspecified countries	GROUND TRUTH SOLUTIONS	IT and communications equipment	40,350.00
Unspecified countries	GROUNDWATER RELIEF	Transportation, storage, mail services	38,989.64
Unspecified countries	GROUPE DE REFLEXION ET D'ACTION FEM	Transportation, storage, mail services	88,313.90
Unspecified countries	GROUPE SYLVA	Building and maintenance services	59,736.70
Unspecified countries	GRUPO CONTEMPO LTDA	Travel, food and lodging	465,831.88
Unspecified countries	GTG% BATIR	Building and maintenance services	32,116.97
Unspecified countries	GUJARAT CRAFT INDUSTRIES LTD	Domestic appliances and electronics	103,569.55
Unspecified countries	GUJARAT RAFFIA INDUSTRIES LIMITED	Material handling machinery	243,500.00
Unspecified countries	GUL AHMAD AFRIDI - C	Building and maintenance services	37,182.07
Unspecified countries	GUL AHMED AFRIDI - C	IT and communications equipment	35,534.04
Unspecified countries	GUL CONSTRUCTION COMPANY PVT LTD	Building and maintenance services	189,117.18
Unspecified countries	GULSER TURIZM	IT and communications equipment	563,980.25
Unspecified countries	GUOXIA TRADING AND INDUSTRY PLC	Domestic appliances and electronics	50,846.54
Unspecified countries	GUYANA MARRIOTT HOTEL	Management and admin services	495.00
Unspecified countries	GUYANA MARRIOTT HOTEL	Transportation, storage, mail services	20,800.00
Unspecified countries	GUYANA MARRIOTT HOTEL	Travel, food and lodging	9,206.00
Unspecified countries	H.E.M ABDI IBRAHIM ABSIEH	Travel, food and lodging	44,000.00
Unspecified countries	H.E.M DILEITA MOHAMED	Travel, food and lodging	144,000.00
Unspecified countries	HACKLABS LTD	Public order and security services	45,780.44
Unspecified countries	HAINET	Engineering and research services	37,800.00
Unspecified countries	HAKAR DASHIT ALI	Travel, food and lodging	120,000.00
Unspecified countries	HAKAYA ROAD FOR BUSE`S RENTAL	Transportation, storage, mail services	583,739.97
Unspecified countries	HAKKI DEMIREL TASIMACILIK	IT and communications equipment	89,903.25
Unspecified countries	HALA JABER	Management and admin services	43,811.43
Unspecified countries	HALAL P MMC	IT and communications equipment	50,000.00
Unspecified countries	HALLGRUPPEN AS	IT and communications equipment	2,500.00
Unspecified countries	HALLGRUPPEN AS	Land, building and structures	42,800.00
Unspecified countries	HAMBON GENERAL TRADING PRIVATE LIMI	Domestic appliances and electronics	119,694.18
Unspecified countries	HAMMER INC GENERAL SUPPLIES	Domestic appliances and electronics	6,660.00

Location of supplier	Supplier name	Category description	Value (USD)
IOM continued			
Unspecified countries	HAMMER INC GENERAL SUPPLIES	IT and communications equipment	23,400.00
Unspecified countries	HANAD MATERIAL SUPPLY & GEN SERVICE	Building and maintenance services	87,396.18
Unspecified countries	HANDAST AL TAREEQ	Building and maintenance services	74,800.00
Unspecified countries	HANDREN COMPANY	Building and maintenance services	128,724.50
Unspecified countries	HANI KHALED IMAM	Engineering and research services	35,750.00
Unspecified countries	HAQ NAWAZ AND BROTHERS-PTI	Building and maintenance services	111,027.60
Unspecified countries	HAQ NAWAZ AND BROTHERS-PTI	IT and communications equipment	64,555.60
Unspecified countries	HARDAM COMPANY	Building and maintenance services	156,000.00
Unspecified countries	HARDAM COMPANY	Domestic appliances and electronics	35,590.00
Unspecified countries	HAREM COMMERCIAL COMPANY	Domestic appliances and electronics	30,030.00
Unspecified countries	HARONDA SARANA SUKSES, PT.	Education and training services	95,848.77
Unspecified countries	HASBEY TASIMACILIK	IT and communications equipment	63,585.58
Unspecified countries	HASCHENZ TORSTEN	Management and admin services	78,000.00
Unspecified countries	HASEEB QASIMI LOGISTIC SERVICE CO	Domestic appliances and electronics	23,797.60
Unspecified countries	HASEEB QASIMI LOGISTIC SERVICE CO	Material handling machinery	800.00
Unspecified countries	HASEEB QASIMI LOGISTIC SERVICE CO	Medical equipment	1,280.00
Unspecified countries	HASEEB QASIMI LOGISTIC SERVICE CO	Sports and recreational equipment	12,992.00
Unspecified countries	HASEEB QASIMI LOGISTIC SERVICE CO	Tools and general machinery	2,080.00
Unspecified countries	HASEEB QASIMI LOGISTIC SERVICE CO	Transportation, storage, mail services	400.00
Unspecified countries	HASIB AZIZI AFGHAN LTD	Domestic appliances and electronics	576,954.00
Unspecified countries	HASIB AZIZI AFGHAN LTD	Transportation, storage, mail services	13,524.00
Unspecified countries	HASSAN & ABDULLAH SURGICAL	Management and admin services	59,477.16
Unspecified countries	HAVEREST COMPANY	Building and maintenance services	433,000.00
Unspecified countries	HAVEREST COMPANY	Domestic appliances and electronics	299,310.00
Unspecified countries	HAVEREST COMPANY	Sports and recreational equipment	1,650,000.00
Unspecified countries	HAWKARY CO.	Healthcare services	4,910.50
Unspecified countries	HAWKARY CO.	Medical equipment	36,315.00
Unspecified countries	HAWLER DRUGSTORES	Pharmaceuticals, contraceptives, vaccines	36,434.70
Unspecified countries	HAWSAR PRINTING PRESS	Editorial, design, graphic services	73,550.00
Unspecified countries	HAWSAR PRINTING PRESS	Office equipment	5,400.00
Unspecified countries	HAXHIJAHA	Industrial manufacturing machinery	74,258.54
Unspecified countries	HAYATULLAH HAMIDI CONSTRUCTION	Building and maintenance services	1,560,017.79
Unspecified countries	HAYTRAC	Electrical systems components	32,800.00
Unspecified countries	HEDIMA NIGERIA LIMITED	Travel, food and lodging	138,567.96
Unspecified countries	HEMAAN GROUP COMPANY	Cleaning equipment	74,250.00
Unspecified countries	HEMAAN GROUP COMPANY	Domestic appliances and electronics	4,376,353.50
Unspecified countries	HEMAAN GROUP COMPANY	Furniture	1,294,920.00
Unspecified countries	HEMISPHERE MEDIA PRODUCTION AFRICA	Transportation, storage, mail services	97,023.08
Unspecified countries	HENRY NEDELEC	Building and maintenance services	41,500.00
Unspecified countries	HERMANAS DE SAN JUAN EVANGELISTA	Politics and civic affairs services	37,510.00
Unspecified countries	HERMANAS MISIONERAS SCALABRINIANAS	Engineering and research services	5,841.24
Unspecified countries	HERMANAS MISIONERAS SCALABRINIANAS	Transportation, storage, mail services	52,571.52
Unspecified countries	HILAAC GENERAL TRADING COMPANY LTD.	Structures, construction components	37,506.00
Unspecified countries	HIVANA FACTORY	Domestic appliances and electronics	162,562.50
Unspecified countries	HL CONSTRUCTION	Building and maintenance services	2,188,609.75
Unspecified countries	HLAING MYINT MO TUN CONSTRUCTION CO	Building and maintenance services	88,088.25
Unspecified countries	HOLDING FINANCIER CENTRAFRICAINE	Building and maintenance services	39,096.43
Unspecified countries	HOPPECKE BATTERIEN GMBH & CO. KG	IT and communications equipment	53,406.02
Unspecified countries	HOPPECKE BATTERIEN GMBH & CO. KG	Transportation, storage, mail services	2,729.58
Unspecified countries	HORACE KIDMAN SRL	Engineering and research services	235,135.99
Unspecified countries	HORACIO MARCEL AREVALO QUINTEROS	Management and admin services	42,300.00
Unspecified countries	HORMUUD TELECOM SOMALIA INC.	Transportation, storage, mail services	234,600.00
Unspecified countries	HORN OF AFRICA PEACE NETWORK (HAPEN	Management and admin services	81,049.00
Unspecified countries	HOSSAIN BROTHERS	Apparel, luggage and personal care	333,833.16
Unspecified countries	HOSSAIN BROTHERS	Domestic appliances and electronics	190,825.15
Unspecified countries	HOTEL REAL INTERCONTINENTAL	Travel, food and lodging	30,225.34
Unspecified countries	HOTEL ANA LUX SPA- DRILLING MINE	Transportation, storage, mail services	347,927.56
Unspecified countries	HOTEL ANDES PLAZA	Travel, food and lodging	47,292.01
Unspecified countries	HOTEL BERASPATI / KUN SWONDO KELIAT	Travel, food and lodging	160,567.88
Unspecified countries	HOTEL ISTATOV	Transportation, storage, mail services	32,076.94
Unspecified countries	HOTEL LAVENDER	Medical equipment	141,173.83
Unspecified countries	HOTEL LAVENDER	Travel, food and lodging	109,437.07
Unspecified countries	HOTEL NOVOTEL	Travel, food and lodging	35,758.66
Unspecified countries	HOTEL PELANGI INTERNATIONAL	Travel, food and lodging	223,977.42
Unspecified countries	HOTEL PULLMAN	Travel, food and lodging	33,676.05
Unspecified countries	HOUMED LOITA OUGOURE	Building and maintenance services	36,135.02
Unspecified countries	HOZAN CO.	Building and maintenance services	30,560.50
Unspecified countries	HUMAN DEVELOPMENT CONCERN	Healthcare services	49,350.00
Unspecified countries	HUMAN DEVELOPMENT RESEARCH CENTRE	Management and admin services	65,274.51
Unspecified countries	HUSNA TURIZM	IT and communications equipment	47,862.24
Unspecified countries	HYORYUNG BUILDING	Building and maintenance services	39,555.70
Unspecified countries	HYPERCUBE	Engineering and research services	287,660.00
Unspecified countries	I.D.CHRYSOSPATHIS-GER.E.KOSSOVAS OE	Building and maintenance services	738,796.31
Unspecified countries	IBDAA ALMANSOUR FOR GENERAL CONTRAC	Building and maintenance services	78,856.00
Unspecified countries	IBE NZEKWE PATRICK	Travel, food and lodging	49,186.08
Unspecified countries	IBN AL-KADRI CORP. PHARMACCUTICALS&	Medical equipment	64,686.00
Unspecified countries	IBN AL-KADRI CORP. PHARMACCUTICALS&	Pharmaceuticals, contraceptives, vaccines	122,751.60
Unspecified countries	IBRAHIM JILANI SONS CO.	Apparel, luggage and personal care	435,169.49
Unspecified countries	IBRAHIM MEHAMED HASON	Apparel, luggage and personal care	73,157.03
Unspecified countries	IBRAHIM MOALIM MOHAMED	Public order and security services	30,612.00
Unspecified countries	IC THINKING (CAMBRIDGE)	Management and admin services	41,452.32
Unspecified countries	IDA FOUNDATION	Medical equipment	848.00
Unspecified countries	IDA FOUNDATION	Pharmaceuticals, contraceptives, vaccines	494,293.54
Unspecified countries	IDA FOUNDATION	Transportation, storage, mail services	25,458.57

Location of supplier	Supplier name	Category description	Value (USD)
IOM continued			
Unspecified countries	IDESKO	Building and maintenance services	39,223.99
Unspecified countries	IDIL CONSTRUCTION AND SUPPLY CO	Building and maintenance services	130,202.34
Unspecified countries	IDIOM COMPANY	IT and communications equipment	31,865.00
Unspecified countries	IEDA RELIEF	IT and communications equipment	60,184.96
Unspecified countries	IFTIIN FOUNDATION	Management and admin services	96,382.00
Unspecified countries	IFTIN CONSTRUCTION AND TRADING	Building and maintenance services	345,500.00
Unspecified countries	ILO (USD-EURO)	Transportation, storage, mail services	106,308.00
Unspecified countries	IMA AUTOMOBILE NIGER	Motor vehicles and parts	51,367.48
Unspecified countries	IMA AUTOMOBILE NIGER	Transportation, storage, mail services	5,442.79
Unspecified countries	IMDAD MULTI ACTIVITIES CO.	Domestic appliances and electronics	15,475.20
Unspecified countries	IMDAD MULTI ACTIVITIES CO.	Furniture	5,924.10
Unspecified countries	IMDAD MULTI ACTIVITIES CO.	Material handling machinery	18,286.13
Unspecified countries	IMDAD MULTI ACTIVITIES CO.	Services industry equipment	37,251.60
Unspecified countries	IMMAP INC	Management and admin services	38,472.53
Unspecified countries	IMPROVE YOUR SOCIETY ORGANIZATION	IT and communications equipment	33,020.00
Unspecified countries	IMRAN ZAIDI ALI	Management and admin services	31,000.00
Unspecified countries	IMRES B.V.	Medical equipment	60,553.50
Unspecified countries	IMRES B.V.	Pharmaceuticals, contraceptives, vaccines	240,574.89
Unspecified countries	IMRES B.V.	Transportation, storage, mail services	31,626.38
Unspecified countries	INA BO'I HOTEL	Medical equipment	154,579.87
Unspecified countries	INA BO'I HOTEL	Travel, food and lodging	168,259.50
Unspecified countries	INDIAN OCEAN GENERAL TRADING & CONS	Domestic appliances and electronics	3,877.00
Unspecified countries	INDIAN OCEAN GENERAL TRADING & CONS	IT and communications equipment	5,569.00
Unspecified countries	INDIAN OCEAN GENERAL TRADING & CONS	Motor vehicles and parts	46,872.00
Unspecified countries	INDIAN OCEAN PROPERTIES LLC	IT and communications equipment	161,420.00
Unspecified countries	INDIES TRADER MARINE	IT and communications equipment	893,200.00
Unspecified countries	INE	Management and admin services	718,038.90
Unspecified countries	INFECTION CONTROL AFRICA NETWORK	Editorial, design, graphic services	905.00
Unspecified countries	INFECTION CONTROL AFRICA NETWORK	Education and training services	124,800.00
Unspecified countries	INFECTION CONTROL AFRICA NETWORK	Transportation, storage, mail services	13,100.00
Unspecified countries	INFECTION CONTROL AFRICA NETWORK	Travel, food and lodging	450.00
Unspecified countries	INFIBERLIN 3 GMBH	Travel, food and lodging	120,148.36
Unspecified countries	INFLUX COMPANY	Apparel, luggage and personal care	792,873.00
Unspecified countries	INFLUX COMPANY	Domestic appliances and electronics	3,541,286.25
Unspecified countries	INFLUX COMPANY	Electrical systems components	94,050.00
Unspecified countries	INFLUX COMPANY	Public sector related services	75,487.50
Unspecified countries	INFLUX COMPANY	Tools and general machinery	9,125.00
Unspecified countries	INFORMATICS INTERNATIONAL LTD.	IT and communications equipment	193,625.50
Unspecified countries	INITIATIVE CITOYENNE POUR LE DROIT	IT and communications equipment	153,693.00
Unspecified countries	INNOVA CONSULTORIAY DERECHO	IT and communications equipment	57,858.37
Unspecified countries	INNOVATION CONSTRUCTION CO.	Building and maintenance services	141,319.11
Unspecified countries	INOTO MOTORS DOO	Motor vehicles and parts	259,338.31
Unspecified countries	INS INSTITUTO NACIONAL DE SAUDE	Healthcare services	55,000.00
Unspecified countries	INSHAA FOR GENERAL CONTRACTING	Building and maintenance services	69,728.00
Unspecified countries	INST OF ECONOMIC & SOCIAL RESEARCH	Transportation, storage, mail services	38,420.70
Unspecified countries	INSTITUTE OF POLICY STUDIES OF SRI	IT and communications equipment	51,840.68
Unspecified countries	INTELLCOM GROUP LTD.,	IT and communications equipment	62,144.06
Unspecified countries	INTERKA BTP	Building and maintenance services	49,270.72
Unspecified countries	INTERNA COMMISSION MISSING PERSONS	Healthcare services	86,512.00
Unspecified countries	INTERNATIONAL CONSTRUCTION & LOGIS	Building and maintenance services	82,144.00
Unspecified countries	INTERNATIONAL ELEVATOR AND INTERNAT	Building and maintenance services	39,548.02
Unspecified countries	INTERWING GLOBAL VISION LIMITED	Structures, construction components	41,432.91
Unspecified countries	IP CONVERGE DATA SERVICES INC.	Engineering and research services	33,000.00
Unspecified countries	IPC TRAVEL LTD	Transportation, storage, mail services	173,575.00
Unspecified countries	IPSOS LIMITED	Education and training services	338,840.00
Unspecified countries	IQCM	Education and training services	35,000.00
Unspecified countries	IRC	IT and communications equipment	35,779.50
Unspecified countries	ISLAM BAHADUR - C	Building and maintenance services	118,202.00
Unspecified countries	ISMS COMPANY	Healthcare services	8,779.60
Unspecified countries	ISMS COMPANY	Medical equipment	191,025.00
Unspecified countries	ISSAKA ASSOUMANE	Travel, food and lodging	32,986.56
Unspecified countries	IT LOBBY COMPANY	Domestic appliances and electronics	950.00
Unspecified countries	IT LOBBY COMPANY	IT and communications equipment	35,399.00
Unspecified countries	IT SOLUTIONS LTD	Domestic appliances and electronics	99,281.00
Unspecified countries	IT SOLUTIONS LTD	IT and communications equipment	1,338.00
Unspecified countries	IT SOLUTIONS LTD	Security and safety equipment	7,842.00
Unspecified countries	ITECOR SUISSE SA	Management and admin services	89,129.13
Unspecified countries	JAHANGIR ALAM	Building and maintenance services	58,592.24
Unspecified countries	JAISON CORDOBA RENTERIA	IT and communications equipment	27,357.55
Unspecified countries	JAISON CORDOBA RENTERIA	Transportation, storage, mail services	3,419.67
Unspecified countries	JAMAL AL RABEE FOR GENERAL CONTRACT	Building and maintenance services	42,677.00
Unspecified countries	JAMEEL GHAZI SHOP	Live plant and animal material	64,400.00
Unspecified countries	JAVIER PLAZAS ECHEVERRI	IT and communications equipment	31,121.72
Unspecified countries	JAWHARAT AL-AKEEK	Building and maintenance services	47,151.54
Unspecified countries	JAWHARAT AL-AKEEK	Domestic appliances and electronics	12,937.25
Unspecified countries	JAWHARAT AL-AKEEK	Structures, construction components	2,850.00
Unspecified countries	JAWHARAT AL-AKEEK	Transportation, storage, mail services	7,149.80
Unspecified countries	JAWHARAT AL-SABEK FOR GENERAL TRADI	Office equipment	61,579.00
Unspecified countries	JAWHARAT ALMUDUN	Structures, construction components	123,391.50
Unspecified countries	JAYMAL LOGISTICS LTD	Building and maintenance services	41,280.54
Unspecified countries	JBN RELEVANCE NIGERIA LIMITED	Structures, construction components	313,700.03
Unspecified countries	JEMMY NATA / MIAMI UD	Food and beverage products	38,596.52
Unspecified countries	JESSIE CONNELL	Management and admin services	40,000.00
Unspecified countries	JEZMAN GENERAL SERVICES LIMITED	Structures, construction components	349,221.09

Location of supplier	Supplier name	Category description	Value (USD)
IOM continued			
Unspecified countries	JHON HAROL MARTINEZ ROJAS	IT and communications equipment	22,642.13
Unspecified countries	JHON HAROL MARTINEZ ROJAS	Transportation, storage, mail services	11,321.10
Unspecified countries	JMG LIMITED	Electrical systems components	34,627.67
Unspecified countries	JMG LIMITED	Transportation, storage, mail services	5,450.60
Unspecified countries	JOIN VENT.MA.CON.STRUCTION S.A.	Building and maintenance services	1,618,359.89
Unspecified countries	JORDAN EXPRESS CO.	Transportation, storage, mail services	153,320.00
Unspecified countries	JORDAN PIONEER- JP	Building and maintenance services	193,608.75
Unspecified countries	JORDAN PIONEER- JP	Land, building and structures	178,382.77
Unspecified countries	JORGE ORLANDO GUERRERO ARCOS	Building and maintenance services	151,117.30
Unspecified countries	JORGE RICARDO GURRIERI	Management and admin services	30,000.00
Unspecified countries	JSI RESEARCH & TRAINING INST,INC	Education and training services	1,869,060.00
Unspecified countries	JUBA GRAND HOTEL	Food and beverage products	2,929.50
Unspecified countries	JUBA GRAND HOTEL	Medical equipment	14,322.00
Unspecified countries	JUBA GRAND HOTEL	Travel, food and lodging	28,380.00
Unspecified countries	JUBA REGENCY HOTEL	Food and beverage products	2,025.00
Unspecified countries	JUBA REGENCY HOTEL	Medical equipment	10,350.00
Unspecified countries	JUBA REGENCY HOTEL	Travel, food and lodging	39,700.00
Unspecified countries	JUBBA MANAGEMENT & BUSINESS CONSULT	Domestic appliances and electronics	650,700.00
Unspecified countries	JUBBA MANAGEMENT & BUSINESS CONSULT	Medical equipment	320,000.00
Unspecified countries	JUBBA MANAGEMENT & BUSINESS CONSULT	Public sector related services	294,000.00
Unspecified countries	JUBBA SAFETY PATROL CO.	Public order and security services	115,200.00
Unspecified countries	JUNGE MEISTER GMBH	Published products	44,885.10
Unspecified countries	K. MAVROPOULOS AEVE	Domestic appliances and electronics	38,043.48
Unspecified countries	KAAFI TOTAL LOGISTICS SERVICE	Transportation, storage, mail services	46,200.00
Unspecified countries	KAAMIL GENERAL SERVICE	Medical equipment	187,268.00
Unspecified countries	KAAN TEMIZLIK	Material handling machinery	43,270.56
Unspecified countries	KAAN TEMIZLIK	Services industry equipment	158,187.60
Unspecified countries	KABUL ASIA NAWIN INTER.	Transportation, storage, mail services	171,395.00
Unspecified countries	KACHIN WOMEN'S ASSOCIATION	Politics and civic affairs services	40,000.00
Unspecified countries	KACHIN WOMEN'S ASSOCIATION THAILAND	Politics and civic affairs services	37,000.00
Unspecified countries	KAHEL GENERAL BUSINESS PLC	Domestic appliances and electronics	76,134.20
Unspecified countries	KAMORE DEVELOPMENT WELFARE ORGANIZA	IT and communications equipment	45,626.94
Unspecified countries	KANI PLANTATION	Tools and general machinery	38,225.00
Unspecified countries	KANZ SUMAR COMPANY	Engineering and research services	77,649.00
Unspecified countries	KARALIS, N & SIA EE (KARTEX)	Apparel, luggage and personal care	208,064.47
Unspecified countries	KARAM AL-KHALIL FOR GENERAL CONTRAC	Building and maintenance services	83,000.00
Unspecified countries	KAREKEZI ALAIN VICTOR	Travel, food and lodging	91,000.00
Unspecified countries	KARMOD NIGERIA LIMITED	Land, building and structures	2,217,157.20
Unspecified countries	KATSANIS S. ATHANASIOS	Travel, food and lodging	132,179.04
Unspecified countries	KAWU TIJANNI AND SONS LIMITED	Building and maintenance services	365,840.50
Unspecified countries	KEG FOR CONSTRUCTION CO. LTD	Building and maintenance services	67,951.00
Unspecified countries	KELUARGA RIZKI HOTEL	Travel, food and lodging	72,065.92
Unspecified countries	KESTA COMPANY	Building and maintenance services	34,480.00
Unspecified countries	KEYA COSMETICS LIMITED	Apparel, luggage and personal care	47,940.72
Unspecified countries	KFA CONSULTANTS DESIGN & BUILD	Structures, construction components	41,465.00
Unspecified countries	KHALIL CONSTRUCTION COMPANY LTD	Building and maintenance services	212,235.00
Unspecified countries	KHAZANA SERVICES LIMITED	Building and maintenance services	31,900.00
Unspecified countries	KHIN AYE MYAT PHYU	Building and maintenance services	84,626.87
Unspecified countries	KHM OE CONSULTANTS & ENGINEERS	Transportation, storage, mail services	139,804.10
Unspecified countries	KHOSHKAR COMPNAY FOR CONTRACTING	IT and communications equipment	94,882.00
Unspecified countries	KHOSHNAWATI SHOPS	Domestic appliances and electronics	91,000.00
Unspecified countries	KHYBER INTERNATIONAL CONTRACTORS	Building and maintenance services	259,653.99
Unspecified countries	KIJEA'S TRANSPORT AND INTERNATIONAL	Structures, construction components	170,974.80
Unspecified countries	KIKAN FOR LIVESTOCK	Live plant and animal material	32,000.00
Unspecified countries	KINARYA BUMI NUSA, CV.	Management and admin services	235,646.03
Unspecified countries	KINARYA BUMI NUSA, CV.	Medical equipment	459,836.23
Unspecified countries	KISSAN AGRO SERVICE	Management and admin services	132,687.39
Unspecified countries	KITCHEN ESSENTIALS	Services industry equipment	746,400.00
Unspecified countries	KJH HOTEL	Travel, food and lodging	30,040.00
Unspecified countries	KK TRANSPORTERS SUDAN LIMITED	Transportation, storage, mail services	156,950.00
Unspecified countries	KLEFTAKIS CHRISTOS & SIA	Building and maintenance services	30,837.87
Unspecified countries	KM COMPANY	Electrical systems components	45,000.00
Unspecified countries	KMS BUILDINGS AE	Land, building and structures	33,015.01
Unspecified countries	KMS BUILDINGS AE	Management and admin services	39,752.58
Unspecified countries	KODCHAPORN WALAIPORN	Travel, food and lodging	43,152.48
Unspecified countries	KOLEKTA HOTEL	Management and admin services	129,982.18
Unspecified countries	KOLEKTA HOTEL	Travel, food and lodging	228,012.91
Unspecified countries	KOMEYEC SA DE CV	Building and maintenance services	83,335.26
Unspecified countries	KONY INC	Engineering and research services	625,000.00
Unspecified countries	KOPERASI KARYAWAN JASAWANTA	Food and beverage products	1,977.62
Unspecified countries	KOPERASI KARYAWAN JASAWANTA	Management and admin services	44,198.67
Unspecified countries	KOPERASI KARYAWAN JASAWANTA	Medical equipment	348,639.45
Unspecified countries	KOPERASI PEGAWAI NEGERI RRDI MANADO	Food and beverage products	35,446.86
Unspecified countries	KOPERASI PEGAWAI NEGERI RRDI MANADO	Medical equipment	435,194.78
Unspecified countries	KOST DORMITORIO A/23 (DJUSMAWATI)	Travel, food and lodging	293,762.54
Unspecified countries	KOST DORMITORIO B/26 (TEDJO S)	Travel, food and lodging	83,379.12
Unspecified countries	KOST MUSTIKA	Travel, food and lodging	206,896.55
Unspecified countries	KOST PELITA	Travel, food and lodging	73,819.34
Unspecified countries	KOULA CONSTRUCTION	Building and maintenance services	92,636.72
Unspecified countries	KOUTSAKI CR.KALLIOPI	Travel, food and lodging	34,751.05
Unspecified countries	KPI MAKASSAR	Travel, food and lodging	290,644.55
Unspecified countries	KPMG LLP	Management and admin services	82,807.00
Unspecified countries	KRISLAND COMMERCIAL CORPORATION	Structures, construction components	73,577.95
Unspecified countries	KUDAG ENERGY NIGERIA LIMITED	Structures, construction components	32,232.47

Location of supplier	Supplier name	Category description	Value (USD)
IOM continued			
Unspecified countries	KUNDI DEVELOPMENT CORP PVT LTD-PTI	Building and maintenance services	217,446.34
Unspecified countries	KUPANG INN, CV.	Medical equipment	187,958.18
Unspecified countries	KUPANG INN, CV.	Travel, food and lodging	205,194.51
Unspecified countries	KURNIA CATERING	Medical equipment	314,828.07
Unspecified countries	KURRAM JAN CONSTRUCTION COMPANY-PTI	Building and maintenance services	36,390.20
Unspecified countries	KURRAM JAN CONSTRUCTION COMPANY-PTI	IT and communications equipment	44,150.95
Unspecified countries	L SEIN TUN & ASSOCIATES CO.LTD	Transportation, storage, mail services	48,146.00
Unspecified countries	L.T SERVICES	Published products	39,513.61
Unspecified countries	LA GÉNÉRATION DE SERVICES	Building and maintenance services	32,895.47
Unspecified countries	LA KONINTA, CV.	Travel, food and lodging	262,163.17
Unspecified countries	LA PERLE S.A.	Management and admin services	62,500.00
Unspecified countries	LABOREX KENYA LIMITED	Pharmaceuticals, contraceptives, vaccines	52,129.02
Unspecified countries	LADAS PERIKLIS	Building and maintenance services	9,796.30
Unspecified countries	LADAS PERIKLIS	Security and safety equipment	40,182.19
Unspecified countries	LADAS PERIKLIS	Transportation, storage, mail services	262.54
Unspecified countries	LAGUNA HOTEL	Transportation, storage, mail services	57,503.15
Unspecified countries	LAITH COMMERCIAL EXPORT	Domestic appliances and electronics	125,369.00
Unspecified countries	LANCOM	Education and training services	2,058.82
Unspecified countries	LANCOM	IT and communications equipment	109,876.47
Unspecified countries	LBPP LIA	Education and training services	31,743.11
Unspecified countries	LE FLAMENGO	Structures, construction components	108,875.00
Unspecified countries	LE GROUPE CONSEIL BAASTEL LTEE	Politics and civic affairs services	30,000.00
Unspecified countries	LE SARAH HOTEL	Transportation, storage, mail services	78,160.00
Unspecified countries	LEMBAGA KURSUS LONARI	Education and training services	34,700.32
Unspecified countries	LES DUNES HOSPITALITY	Engineering and research services	574.63
Unspecified countries	LES DUNES HOSPITALITY	IT and communications equipment	7,880.60
Unspecified countries	LES DUNES HOSPITALITY	Medical equipment	23,211.94
Unspecified countries	LHASSA CONSULTING-FZE	Politics and civic affairs services	140,530.00
Unspecified countries	LHASSA CONSULTING FZE	Management and admin services	106,600.00
Unspecified countries	LIAQAT ALI ORAKZAI & BROTHERS	Building and maintenance services	68,567.44
Unspecified countries	LIBAN IBRAHIM AMIN	Travel, food and lodging	40,680.00
Unspecified countries	LIFE-BUSINESS & CO	Electrical systems components	26,786.32
Unspecified countries	LIFE-BUSINESS & CO	Management and admin services	5,000.11
Unspecified countries	LIFE LINE GEDO	Building and maintenance services	79,624.61
Unspecified countries	LIFELINE ORGANIZATION	Management and admin services	32,273.00
Unspecified countries	LIFESAVING SYSTEMS CORP	Industrial manufacturing machinery	36,181.62
Unspecified countries	LIFESAVING SYSTEMS CORP	Published products	250.00
Unspecified countries	LIFESAVING SYSTEMS CORP	Tools and general machinery	1,595.00
Unspecified countries	LIFESAVING SYSTEMS CORP	Transportation, storage, mail services	3,600.00
Unspecified countries	LIGA ANTITUBER COLOMBIA DE ENFERME	Transportation, storage, mail services	44,539.87
Unspecified countries	LIJYENGUS GENERAL TRADING PLC	Apparel, luggage and personal care	5,719.23
Unspecified countries	LIJYENGUS GENERAL TRADING PLC	Domestic appliances and electronics	251,298.56
Unspecified countries	LION STATIONERY STORE	Engineering and research services	1,750.00
Unspecified countries	LION STATIONERY STORE	IT and communications equipment	43,555.00
Unspecified countries	LION STATIONERY STORE	Office equipment	550.00
Unspecified countries	LITTLESUN GMBH	Domestic appliances and electronics	68,500.00
Unspecified countries	LLC "INTERGROUP"	Building and maintenance services	169,674.32
Unspecified countries	LLC "MUROD 2010"	Building and maintenance services	107,589.08
Unspecified countries	LLC FOLGAT FTC	Domestic appliances and electronics	3,418.79
Unspecified countries	LLC FOLGAT FTC	Electrical systems components	4,371.43
Unspecified countries	LLC FOLGAT FTC	Engineering and research services	476.16
Unspecified countries	LLC FOLGAT FTC	IT and communications equipment	148,126.38
Unspecified countries	LLC FOLGAT FTC	Management and admin services	33.09
Unspecified countries	LLC FOLGAT FTC	Office equipment	882.08
Unspecified countries	LLC FOLGAT FTC	Organizations and clubs	57,390.24
Unspecified countries	LLC FOLGAT FTC	Transportation, storage, mail services	314.22
Unspecified countries	LLC SI BIS	Organizations and clubs	3,537,313.89
Unspecified countries	LLC WINNCOM UKRAINE LTD	Education and training services	10,000.00
Unspecified countries	LLC WINNCOM UKRAINE LTD	Engineering and research services	49,249.82
Unspecified countries	LLC WINNCOM UKRAINE LTD	IT and communications equipment	129,345.86
Unspecified countries	LLC WINNCOM UKRAINE LTD	Organizations and clubs	319,716.10
Unspecified countries	LOGIKA	Transportation, storage, mail services	220,569.21
Unspecified countries	LOGIVENTURES PVT LTD	Land, building and structures	31,084.70
Unspecified countries	LOKSAN L R HARLEY	Management and admin services	84,134.61
Unspecified countries	LONAGRO SOUTH SUDAN LTD	Manufacturing components	17,908.00
Unspecified countries	LONAGRO SOUTH SUDAN LTD	Motor vehicles and parts	70,000.00
Unspecified countries	LOUIS MAISSA MBAYE	Management and admin services	90,000.00
Unspecified countries	LOURDES CASTRO GARCIA	IT and communications equipment	31,170.72
Unspecified countries	LOVE FRANKIE CO., LTD.	IT and communications equipment	81,320.00
Unspecified countries	LOY ANSAR CONSTRUCTION	Structures, construction components	32,630.96
Unspecified countries	LOY ANSAR CONSTRUCTION	Transportation, storage, mail services	5,785.79
Unspecified countries	LPK IMMANUEL	Education and training services	61,852.19
Unspecified countries	LUCAS SEBASTIAN GOMEZ GARCIA	Management and admin services	32,220.14
Unspecified countries	LUMANNA JAYA CV (MSM)	Travel, food and lodging	62,968.52
Unspecified countries	M. YOUNAS KHAN & BROTHERS	Building and maintenance services	220,522.74
Unspecified countries	M/S A. J. M. ENTERPRISE	Building and maintenance services	49,518.88
Unspecified countries	M/S AL NOOR ENGINEERING COMPANY	Building and maintenance services	30,497.37
Unspecified countries	M/S AL NOOR ENGINEERING COMPANY	IT and communications equipment	65,779.74
Unspecified countries	M/S BAJAUR CONSTRUCTION COMPANY	Building and maintenance services	203,526.56
Unspecified countries	M/S DILDAR HUSSAIN BROTHERS & PARAC	Building and maintenance services	174,401.74
Unspecified countries	M/S ENGINEERS GROUP	Building and maintenance services	55,991.86
Unspecified countries	M/S ENGINEERS GROUP	IT and communications equipment	31,340.06
Unspecified countries	M/S FAZAL REHMAN BUNGASH & BROTHERS	IT and communications equipment	35,612.84
Unspecified countries	M/S GUJARAT CRAFT INDUSTRIES LTD	Domestic appliances and electronics	388,200.00

Location of supplier	Supplier name	Category description	Value (USD)
IOM continued			
Unspecified countries	M/S GUJARAT CRAFT INDUSTRIES LTD	Material handling machinery	864,640.00
Unspecified countries	M/S GUJARAT CRAFT INDUSTRIES LTD	Transportation, storage, mail services	7,500.00
Unspecified countries	M/S GUL BUILDERS (SMC- PVT LTD)	Building and maintenance services	51,420.91
Unspecified countries	M/S GUL WALI KHAN DAWAR-C	Building and maintenance services	527,658.38
Unspecified countries	M/S HAJI AURANGZEB KHAN GANDAPUR &	Building and maintenance services	427,015.74
Unspecified countries	M/S HAJI KHAN MARJAN AND BROTHERS	IT and communications equipment	37,954.35
Unspecified countries	M/S HAYAT ULLAH KHAN	Building and maintenance services	56,697.72
Unspecified countries	M/S JK ENTERPRISE	Building and maintenance services	48,447.11
Unspecified countries	M/S KABIR AND BROTHERS	Building and maintenance services	99,116.08
Unspecified countries	M/S MOHANDIS MADNI	Building and maintenance services	284,520.15
Unspecified countries	M/S MOHMAND DEVELOPERS	Building and maintenance services	402,510.62
Unspecified countries	M/S SAHIB ALI SHAH ORAKZAI	Building and maintenance services	49,425.03
Unspecified countries	M/S SAK CONSTRUCTION	Building and maintenance services	118,808.53
Unspecified countries	M/S SAUD BAHWAN AUTOMOTIVE LLC	Motor vehicles and parts	187,770.00
Unspecified countries	M/S SAUD BAHWAN AUTOMOTIVE LLC	Transportation, storage, mail services	29,000.00
Unspecified countries	M/S SAYED AMIN SHAH & SONS	Building and maintenance services	69,646.66
Unspecified countries	M/S SHABAN ALI & SONS	Building and maintenance services	139,127.60
Unspecified countries	M/S SHOPAN BANGLA	Apparel, luggage and personal care	386,162.51
Unspecified countries	M/S SHOPAN BANGLA	Domestic appliances and electronics	655,636.35
Unspecified countries	M/S SHOPAN BANGLA	Material handling machinery	642,418.29
Unspecified countries	M/S SYED YAQOOB SHAH AND SONS	Building and maintenance services	396,018.02
Unspecified countries	M/S TORI KHEL CONSTRUCTION CO	Building and maintenance services	147,844.82
Unspecified countries	M/S WAJID ALI KHAN & SONS	Building and maintenance services	164,209.27
Unspecified countries	M/S ZAFAR ULLAH & BROTHERS ORAKZAI	Building and maintenance services	75,580.71
Unspecified countries	M/S ZAFAR ULLAH & BROTHERS ORAKZAI	IT and communications equipment	95,411.65
Unspecified countries	M/S ZAFRANI BUILDERS	Building and maintenance services	107,828.65
Unspecified countries	M/S ZAHIR SHAH & BROTHERS	Building and maintenance services	204,499.49
Unspecified countries	M/S ZEESHAN & ROMAN CONSTRUCTION CO	Building and maintenance services	33,149.58
Unspecified countries	M/S. ARID CONSTRUCTION	Building and maintenance services	94,135.77
Unspecified countries	M/S. ARID CONSTRUCTION	Domestic appliances and electronics	173,740.44
Unspecified countries	M/S. ARID CONSTRUCTION	Material handling machinery	319,702.19
Unspecified countries	M/S. ARID CONSTRUCTION	Structures, construction components	68,176.77
Unspecified countries	M/S. CHAYTARA CONSTRUCTION	Building and maintenance services	235,123.77
Unspecified countries	M/S. HAIDER CONSTRUCTION	Building and maintenance services	33,555.59
Unspecified countries	M/S. M CHOWDHURY CONSTRUCTION	Building and maintenance services	99,564.73
Unspecified countries	M/S. M. S. CONSTRUCTION	Building and maintenance services	30,596.51
Unspecified countries	M/S. S. S. CONSTRUCTION	Building and maintenance services	234,255.06
Unspecified countries	M/S. S. S. CONSTRUCTION	Material handling machinery	74,924.25
Unspecified countries	M2A MEDIA	Management and admin services	242,708.00
Unspecified countries	MAASTRICHT UNIVERSITY	IT and communications equipment	65,476.00
Unspecified countries	MAASTRICHT UNIVERSITY	Transportation, storage, mail services	96,482.00
Unspecified countries	MACHINAMA VENTURES LTD.	Structures, construction components	167,136.56
Unspecified countries	MADAR AL-AFAQ FOR GENERAL TRADING	Building and maintenance services	57,800.00
Unspecified countries	MADAR AL-AFAQ FOR GENERAL TRADING	Motor vehicles and parts	58,000.00
Unspecified countries	MAGALI TATIANA ORTIZ COSTE	IT and communications equipment	50,936.31
Unspecified countries	MAGENTA (K) LIMITED	Building and maintenance services	149,631.00
Unspecified countries	MAHAD AHMED ABDI	Management and admin services	82,800.00
Unspecified countries	MAHAMAT DAOUD	Structures, construction components	63,575.33
Unspecified countries	MAHINDRA & MAHINDRA	Motor vehicles and parts	138,400.00
Unspecified countries	MAHINDRA & MAHINDRA	Transportation, storage, mail services	350.00
Unspecified countries	MAHMOUD AL JAMAL CONSTRUCTION CO	Domestic appliances and electronics	56,673.73
Unspecified countries	MAHMOUD AL JAMAL CONSTRUCTION CO	Material handling machinery	8,050.85
Unspecified countries	MAHMOUD AL JAMAL CONSTRUCTION CO	Structures, construction components	209,639.84
Unspecified countries	MAHMOUD AL JAMAL CONSTRUCTION CO	Tools and general machinery	3,262.71
Unspecified countries	MAHMUDOV M	Travel, food and lodging	45,000.00
Unspecified countries	MAIRAJ & NUSRAT AURAKZAI AGENCY	Building and maintenance services	60,854.22
Unspecified countries	MAISON KASUKYU	Domestic appliances and electronics	21,750.00
Unspecified countries	MAISON KASUKYU	Electrical systems components	3,000.00
Unspecified countries	MAISON KASUKYU	Material handling machinery	2,250.00
Unspecified countries	MAISON KASUKYU	Services industry equipment	9,750.00
Unspecified countries	MAISON NGOYA	Material handling machinery	170,685.00
Unspecified countries	MAJD AL-NISOUR FOR GENERAL CONTRACT	Building and maintenance services	2,316,293.50
Unspecified countries	MAJMOA AL SHIROQ FOR GENERAL CONTRA	Building and maintenance services	37,000.00
Unspecified countries	MAKKE CONSTRUCTION	Building and maintenance services	177,211.87
Unspecified countries	MALIK SYED ALAM JAN AND SONS	Building and maintenance services	155,891.79
Unspecified countries	MANPOWER HONDURAS S.A.	IT and communications equipment	58,766.88
Unspecified countries	MANUFACTURAS SUMAPAZ S.A.	Building and maintenance services	52,711.25
Unspecified countries	MANUFACTURAS SUMAPAZ S.A.	Domestic appliances and electronics	3,539.56
Unspecified countries	MANUFACTURAS SUMAPAZ S.A.	Furniture	54,269.93
Unspecified countries	MANUFACTURAS SUMAPAZ S.A.	Management and admin services	2,844.72
Unspecified countries	MANUFACTURAS SUMAPAZ S.A.	Transportation, storage, mail services	6,677.74
Unspecified countries	MARATHONEION TOURISTIKON SYGK. S.A.	Travel, food and lodging	140,146.86
Unspecified countries	MARCO TARTARINI	Management and admin services	33,155.10
Unspecified countries	MARENGE SUPPLY COMPANY LTD	Structures, construction components	26,965.05
Unspecified countries	MARENGE SUPPLY COMPANY LTD	Transportation, storage, mail services	67,706.79
Unspecified countries	MAREX SERVICES, LLC	Management and admin services	761,250.00
Unspecified countries	MARIA ALEJANDRA GOMEZ MENDOZA	Management and admin services	36,085.92
Unspecified countries	MARIAM YASSIN HAGI YUSSUF	Management and admin services	55,720.00
Unspecified countries	MARIKA MCADAM	Management and admin services	43,950.00
Unspecified countries	MARILL AUTOMOTIVE SARL	Motor vehicles and parts	180,944.95
Unspecified countries	MARILL SOMALIA FZCO	Motor vehicles and parts	169,230.00
Unspecified countries	MARILL SOMALIA FZCO	Transportation, storage, mail services	2,150.00
Unspecified countries	MARIÑO ANDREA VANESA	Management and admin services	39,082.20
Unspecified countries	MARKAZ AL MADINA	Electrical systems components	121,896.00

Location of supplier	Supplier name	Category description	Value (USD)
IOM continued			
Unspecified countries	MARLINK ENTERPRISE AS	IT and communications equipment	44,345.00
Unspecified countries	MARLINK ENTERPRISE AS	Transportation, storage, mail services	254.00
Unspecified countries	MAROOF INTERNATIONAL HOSPITAL	Travel, food and lodging	205,500.00
Unspecified countries	MARSHALL ISLANDS SHIPPING CORP.	IT and communications equipment	63,000.00
Unspecified countries	MARTHA LIGIA PRADO HERNANDEZ	IT and communications equipment	30,053.36
Unspecified countries	MATU CONSULT PLC	IT and communications equipment	32,000.00
Unspecified countries	MAXI RAYA, CV.	Management and admin services	52,543.23
Unspecified countries	MAXI RAYA, CV.	Medical equipment	194,499.77
Unspecified countries	MAXIM COMPANY	Distribution equipment	272,900.00
Unspecified countries	MAXIM COMPANY	Domestic appliances and electronics	1,903,445.00
Unspecified countries	MAXIM COMPANY	Material handling machinery	42,600.00
Unspecified countries	MAXIM COMPANY	Medical equipment	114,075.00
Unspecified countries	MAXIMUM SECURITY SYSTEM CO. LTD	Security and safety equipment	45,300.00
Unspecified countries	MAYAR AL IRAQ	Building and maintenance services	68,979.60
Unspecified countries	MAYOR POSSO Y CIA LTDA	Building and maintenance services	146,745.81
Unspecified countries	MAYSARA WISMA	Travel, food and lodging	129,036.37
Unspecified countries	MDFT INTERNATIONAL INC	Education and training services	30,000.00
Unspecified countries	MDS ENTERPRISE	Apparel, luggage and personal care	200,061.56
Unspecified countries	MDS ENTERPRISE	Domestic appliances and electronics	134,264.70
Unspecified countries	MDS ENTERPRISE	Structures, construction components	196,368.11
Unspecified countries	MEDHAL FOR ENGINEERING	Building and maintenance services	49,969.40
Unspecified countries	MEDIA INK	Management and admin services	50,240.00
Unspecified countries	MEDIA INK	Transportation, storage, mail services	36,061.50
Unspecified countries	MEDIA LAB COTE D'IVOIRE (MLCI)	Transportation, storage, mail services	137,332.56
Unspecified countries	MEDIAIDS (NURAZ) PTE. LTD.	Pharmaceuticals, contraceptives, vaccines	173,462.25
Unspecified countries	MEGA USAHA JAYA, PT.	Medical equipment	163,853.93
Unspecified countries	MELEK METAL	Building and maintenance services	87,980.00
Unspecified countries	MELONET CHRISTMANN + SCHERMER GBR	Public order and security services	1,613.80
Unspecified countries	MELONET CHRISTMANN + SCHERMER GBR	Transportation, storage, mail services	55,991.75
Unspecified countries	MERSIN 3A MUHENDISLIK TAAHHUT PROJE	Distribution equipment	45,505.19
Unspecified countries	MERT TEKNIK HIRDAVAT	Structures, construction components	138,397.16
Unspecified countries	MESA CARLOS HECTOR	Management and admin services	39,082.20
Unspecified countries	MESS SANDHY PUTRA	Travel, food and lodging	147,784.14
Unspecified countries	MET CLINICA DEL VIAGGIATORE S.R.L.	Healthcare services	34,843.20
Unspecified countries	MET FORAGE SARL	IT and communications equipment	66,735.71
Unspecified countries	METADRASI ASTIKI MI KERDOSKOPIKI	Editorial, design, graphic services	193,403.55
Unspecified countries	METALSYCO SAL	Domestic appliances and electronics	38,368.00
Unspecified countries	METAPANEL YAPI ELEMANLARI	Structures, construction components	110,217.61
Unspecified countries	METEOR	Domestic appliances and electronics	18,397.42
Unspecified countries	METEOR	Furniture	27,973.15
Unspecified countries	METRO GROSMARKET	Published products	94,641.90
Unspecified countries	METRO SISTEMAS PROTECT	Public order and security services	11,849.04
Unspecified countries	METRO SISTEMAS PROTECT	Security and safety equipment	23,830.47
Unspecified countries	MGA CONSTUCTION	Building and maintenance services	37,245.48
Unspecified countries	MGI SYSTEM LTD	Building and maintenance services	176,689.44
Unspecified countries	MHD FOUZI AL-HABBAL	Building and maintenance services	107,927.62
Unspecified countries	MHD FOUZI AL-HABBAL	Organizations and clubs	30,280.47
Unspecified countries	MICHAELLE NOURI (MAYA COMPANY)	Apparel, luggage and personal care	125,248.13
Unspecified countries	MICROSOFT IRELAND OPERATIONS LTD	Engineering and research services	196,251.43
Unspecified countries	MICROSOFT PHILIPPINES INC.	Building and maintenance services	98,000.04
Unspecified countries	MICROSOFT SWITZERLAND LTD LIAB CO.	Engineering and research services	70,060.24
Unspecified countries	MIGRACE ABIRO AL MOTAWASIT	Building and maintenance services	85,200.00
Unspecified countries	MIGRANT FORUM IN ASIA (MFA)	Transportation, storage, mail services	77,196.00
Unspecified countries	MIGRATION POLICY INSTITUTE	Management and admin services	30,000.00
Unspecified countries	MIKEI INTERNATIONAL	IT and communications equipment	124,705.88
Unspecified countries	MILEN GEORGIEV PETROV	Building and maintenance services	30,600.00
Unspecified countries	MILEN GEORGIEV PETROV	Management and admin services	143.82
Unspecified countries	MILLENNIUM POWER MANUFACTURING CORP	Electrical systems components	311,355.99
Unspecified countries	MILLENNIUM POWER MANUFACTURING CORP	Manufacturing components	25,000.00
Unspecified countries	MILLS GREGORY	Management and admin services	33,647.05
Unspecified countries	MINISTRY OF HEALTH	Pharmaceuticals, contraceptives, vaccines	50,070.62
Unspecified countries	MINXRAY, INC.	Electrical systems components	3,000.00
Unspecified countries	MINXRAY, INC.	Medical equipment	63,350.00
Unspecified countries	MINXRAY, INC.	Transportation, storage, mail services	17,000.00
Unspecified countries	MISSION FOR ESSENTIAL DRUGS AND	Healthcare services	175,247.00
Unspecified countries	MISSION FOR ESSENTIAL DRUGS AND	Pharmaceuticals, contraceptives, vaccines	34,417.60
Unspecified countries	MITRA NUSANTARA CV / IDA GUEST HOUS	Travel, food and lodging	130,134.93
Unspecified countries	MOANA MARINE LLC	Distribution equipment	7,400.00
Unspecified countries	MOANA MARINE LLC	Management and admin services	2,669.28
Unspecified countries	MOANA MARINE LLC	Manufacturing components	84,535.00
Unspecified countries	MODERN REFRIGERATION CORP.	Travel, food and lodging	53,400.00
Unspecified countries	MOHAMED ABDELAZIM	Management and admin services	31,200.00
Unspecified countries	MOHAMED ABDI HASSAN	Management and admin services	48,300.00
Unspecified countries	MOHAMED HAGI ABDINUR	Management and admin services	42,700.00
Unspecified countries	MOHAMED JIBRELL	Management and admin services	41,400.00
Unspecified countries	MOHAMED KEYNAN	Management and admin services	48,300.00
Unspecified countries	MOHAMED O MOALIM	Management and admin services	48,800.00
Unspecified countries	MOHAMMAD FTOUNI	Management and admin services	33,381.15
Unspecified countries	MOHAMMAD IJAZ	Travel, food and lodging	30,000.00
Unspecified countries	MOHAMMAD ZAMEER	Travel, food and lodging	96,000.00
Unspecified countries	MOHAMMAD/KHALED/YASIN HASAN ALGHOUT	Travel, food and lodging	211,863.96
Unspecified countries	MOHAMMED MOHAMMED JAMA BASHIR	Management and admin services	49,200.00
Unspecified countries	MOISIDIS LAZAROS XEN.EP. IKE	Travel, food and lodging	429,468.98
Unspecified countries	MOJO BERRY CRYSTAL LTD.	Transportation, storage, mail services	43,228.94

Location of supplier	Supplier name	Category description	Value (USD)
IOM continued			
Unspecified countries	MOTAMIZON FOR STEEL STRUCTURE COMPA	Building and maintenance services	35,303.67
Unspecified countries	MOTEL ONE BERLIN-SPITTELMARKT	Transportation, storage, mail services	30,684.04
Unspecified countries	MOTEL VARDAR	Transportation, storage, mail services	33,082.45
Unspecified countries	MR. ASHIQ ALI & SONS	Building and maintenance services	232,160.77
Unspecified countries	MSC PLUS	Structures, construction components	289,252.40
Unspecified countries	MSUYA CONSTRUCTION LIMITED	Building and maintenance services	125,890.32
Unspecified countries	MTIPA GENERAL TRADERS	Transportation, storage, mail services	47,281.27
Unspecified countries	MUBARAK CONSTRUCTION CO.	Building and maintenance services	85,196.20
Unspecified countries	MUHABHAF GLOBAL CONCEPT LTD	Structures, construction components	183,803.46
Unspecified countries	MULTIFRIO S.A.	Distribution equipment	38,652.00
Unspecified countries	MUMTAZ AND BROTHERS PTI C	Building and maintenance services	211,785.32
Unspecified countries	MUMTAZ INTEGRATED SERVICES LTD	Structures, construction components	49,443.89
Unspecified countries	MUNTAZ FACTORY	Land, building and structures	30,999.00
Unspecified countries	MUSKA GROUP S.A	IT and communications equipment	135,000.00
Unspecified countries	MUSLIM KHAN-C-PTI-21302-9973746-5	Building and maintenance services	57,939.02
Unspecified countries	MUSTAFA FATH TRADING	Apparel, luggage and personal care	464,165.00
Unspecified countries	MUSTAFA FATH TRADING	Domestic appliances and electronics	3,309,062.80
Unspecified countries	MUSTAFA FATH TRADING	Furniture	1,076,774.00
Unspecified countries	MUSTAFA FATH TRADING	Material handling machinery	81,900.00
Unspecified countries	MUSTAFA FATH TRADING	Services industry equipment	372,034.00
Unspecified countries	MUSTAFA YUSUF NUR	Management and admin services	30,527.73
Unspecified countries	MUSTAKIM WAID	Management and admin services	48,300.00
Unspecified countries	MY MANSION UD	Travel, food and lodging	250,129.92
Unspecified countries	MYANMAR HOUSING DEVELOPMENT CON;	Building and maintenance services	93,035.82
Unspecified countries	N & R MOHAMMED MUSA NIGERIA LTD	Domestic appliances and electronics	103,425.77
Unspecified countries	N&B PROJEKT	Building and maintenance services	62,445.03
Unspecified countries	N.R ENTERPRISE	Building and maintenance services	340,160.78
Unspecified countries	NA SIEN HOAT /IL LAGO B27-28	Travel, food and lodging	252,830.10
Unspecified countries	NABI AFGHAN CONSTRUCTION CO	Structures, construction components	94,959.77
Unspecified countries	NABI AFGHAN CONSTRUCTION CO	Transportation, storage, mail services	10,242.91
Unspecified countries	NADRA	IT and communications equipment	1,075,000.00
Unspecified countries	NAEEM AL-SAMA FOR GENERAL CONTRACTI	Building and maintenance services	83,704.00
Unspecified countries	NAFIS CONSTRUCTION AND WATER DEV CO	Building and maintenance services	36,526.84
Unspecified countries	NAFISA SANTUR	Management and admin services	48,300.00
Unspecified countries	NAHAL AL SALSABELL	Building and maintenance services	81,765.00
Unspecified countries	NAHR AL-WIND	Building and maintenance services	35,225.00
Unspecified countries	NAIROBI X RAY SUPPLIES LTD	Medical equipment	40,294.00
Unspecified countries	NAJAH AL YOUM FOR GENERAL CONTRACTS	Building and maintenance services	89,405.00
Unspecified countries	NAJAH AL YOUM FOR GENERAL CONTRACTS	Domestic appliances and electronics	94,440.00
Unspecified countries	NAJAH AL YOUM FOR GENERAL CONTRACTS	Industrial manufacturing machinery	1,425.00
Unspecified countries	NAJAH AL YOUM FOR GENERAL CONTRACTS	IT and communications equipment	242.00
Unspecified countries	NAJAH AL YOUM FOR GENERAL CONTRACTS	Office equipment	195.00
Unspecified countries	NAJAH AL YOUM FOR GENERAL CONTRACTS	Public sector related services	3,587.00
Unspecified countries	NAJAH AL YOUM FOR GENERAL CONTRACTS	Tools and general machinery	1,886.00
Unspecified countries	NAJMET AL-FAYHA	Building and maintenance services	38,649.00
Unspecified countries	NATHALIA ANDREA HENAO RAMIREZ	Transportation, storage, mail services	59,584.61
Unspecified countries	NATION WIDE ENTERPRISE	Transportation, storage, mail services	40,590.00
Unspecified countries	NATIONAL INSTITUTE OF PUBLIC HEALTH	Management and admin services	72,115.34
Unspecified countries	NATIONAL OIL ETHIOPIA PLC.	Transportation, storage, mail services	56,900.39
Unspecified countries	NATIONAL ORGANIZATION FOR RIGHTS	IT and communications equipment	30,000.00
Unspecified countries	NATIONAL TENT HOUSE	Domestic appliances and electronics	233,850.00
Unspecified countries	NAVANTI GROUP LLC	Management and admin services	118,677.31
Unspecified countries	NAWI IBRAHIMKHIL LTD	Apparel, luggage and personal care	204,000.00
Unspecified countries	NAWI IBRAHIMKHIL LTD	Domestic appliances and electronics	838,095.85
Unspecified countries	NAWI IBRAHIMKHIL LTD	IT and communications equipment	54,000.00
Unspecified countries	NAWI IBRAHIMKHIL LTD	Material handling machinery	2,184.00
Unspecified countries	NAWI IBRAHIMKHIL LTD	Medical equipment	4,050.00
Unspecified countries	NAWI IBRAHIMKHIL LTD	Sports and recreational equipment	454,302.00
Unspecified countries	NAWI IBRAHIMKHIL LTD	Transportation, storage, mail services	10,434.10
Unspecified countries	NAZIR ALSARAKBI&CO.	Structures, construction components	162,899.63
Unspecified countries	NEC AFRICA (PTY) LTD	Domestic appliances and electronics	35,688.16
Unspecified countries	NEC AFRICA (PTY) LTD	IT and communications equipment	1,462,869.84
Unspecified countries	NEDI S.C.A	Travel, food and lodging	232,000.00
Unspecified countries	NEGORSKI BANJI	Transportation, storage, mail services	454,292.71
Unspecified countries	NEOTECH LTD.,	IT and communications equipment	38,131.04
Unspecified countries	NEW HORIZON	Management and admin services	56,975.00
Unspecified countries	NEW RATNA MOTOR, PT.	Transportation, storage, mail services	45,985.66
Unspecified countries	NEW SAHAK CONST.COMPANY	Building and maintenance services	139,274.31
Unspecified countries	NEW SUDAN INSURANCE COMPANY (NESICO	Financial and insurance services	46,750.08
Unspecified countries	NEWROZ TELECOM GROUP	Engineering and research services	62,676.00
Unspecified countries	NEXURA INTERNACIONAL	Healthcare services	199,210.56
Unspecified countries	NGA ENTREPRISE	Land, building and structures	30,800.00
Unspecified countries	NGA ENTREPRISE	Structures, construction components	88,000.00
Unspecified countries	NIBRAS AL-SHIMAYAL	Building and maintenance services	69,471.00
Unspecified countries	NICHOLAS GAVIN PALMER BROWN	Management and admin services	44,005.84
Unspecified countries	NIGER AIRLINES	Transportation, storage, mail services	66,187.25
Unspecified countries	NIKOLAKOPOULOS GEORGIOS	Transportation, storage, mail services	317,425.96
Unspecified countries	NIMO	Motor vehicles and parts	66,527.34
Unspecified countries	NJALA UNIVERSITY	Transportation, storage, mail services	282,931.00
Unspecified countries	NOBLE ENTERPRISES	Electrical systems components	2,589.22
Unspecified countries	NOBLE ENTERPRISES	Medical equipment	67,873.55
Unspecified countries	NOOR MUSTAFA AHMADI CO.LTD	Electrical systems components	42,000.00
Unspecified countries	NOOR MUSTAFA AHMADI CO.LTD	Manufacturing components	4,850.00
Unspecified countries	NORDEA LIFE ASSURANCE FINLAND LTD	Travel, food and lodging	116,956.80

Location of supplier	Supplier name	Category description	Value (USD)
IOM continued			
Unspecified countries	NORDIC INTERNAIONAL	Building and maintenance services	236,860.80
Unspecified countries	NORDIC INTERNAIONAL	Management and admin services	225,349.61
Unspecified countries	NORWEGIAN REFUGEE COUNCIL	Politics and civic affairs services	72,000.00
Unspecified countries	NORWEGIAN REFUGEE COUNCIL	Transportation, storage, mail services	189,224.76
Unspecified countries	NOVACOM SERVICES	Management and admin services	158,551.41
Unspecified countries	NOVACOM SERVICES	Security and safety equipment	158,551.00
Unspecified countries	NOVEL GENERAL TRADING PLC	Domestic appliances and electronics	32,164.39
Unspecified countries	NRS RELIEF FZE	Domestic appliances and electronics	626,720.00
Unspecified countries	NRS RELIEF FZE	Services industry equipment	75,000.00
Unspecified countries	NRS RELIEF FZE	Transportation, storage, mail services	31,419.40
Unspecified countries	NUSA KARYA ABADI, CV.	Medical equipment	178,960.24
Unspecified countries	O.K.I GENERAL TRADING L.L.C	Domestic appliances and electronics	34,145.20
Unspecified countries	O.K.I GENERAL TRADING LLC	Public order and security services	58,880.00
Unspecified countries	O.K.I GENERAL TRADING LLC	Transportation, storage, mail services	15,230.00
Unspecified countries	O.K.I. GENERAL TRADING LLC	Domestic appliances and electronics	281,675.70
Unspecified countries	O.K.I. GENERAL TRADING LLC	IT and communications equipment	726.20
Unspecified countries	O.K.I. GENERAL TRADING LLC	Medical equipment	30,096.00
Unspecified countries	O.K.I. GENERAL TRADING LLC	Office equipment	27,189.00
Unspecified countries	O.K.I. GENERAL TRADING LLC	Transportation, storage, mail services	197,720.00
Unspecified countries	OCEANIC SECUTITY S.A.	Public order and security services	186,697.54
Unspecified countries	ODA CONSTRUCTION	Building and maintenance services	31,339.14
Unspecified countries	OECD	Management and admin services	53,022.26
Unspecified countries	OKDEH AND HAFEZ COMPANY	Domestic appliances and electronics	185,239.20
Unspecified countries	OKDEH AND HAFEZ COMPANY	Medical equipment	164,893.95
Unspecified countries	OKI GENERAL TRADING LLC	Distribution equipment	39,960.00
Unspecified countries	OKI GENERAL TRADING LLC	Domestic appliances and electronics	435,785.70
Unspecified countries	OKI GENERAL TRADING LLC	Electrical systems components	17,689.90
Unspecified countries	OKI GENERAL TRADING LLC	Engineering and research services	31,714.01
Unspecified countries	OKI GENERAL TRADING LLC	Industrial manufacturing machinery	1,775.00
Unspecified countries	OKI GENERAL TRADING LLC	IT and communications equipment	73,761.75
Unspecified countries	OKI GENERAL TRADING LLC	Manufacturing components	5,567.86
Unspecified countries	OKI GENERAL TRADING LLC	Motor vehicles and parts	258,950.00
Unspecified countries	OKI GENERAL TRADING LLC	Transportation, storage, mail services	4,395.00
Unspecified countries	OLOKLHROMENA SYSTHMATA KATH. ABEE	Cleaning equipment	30,762.31
Unspecified countries	OMAR HAJI MOHAMED SHURIE	Management and admin services	81,600.00
Unspecified countries	OMAR MOHAMUD EIBAKAR	Management and admin services	36,195.48
Unspecified countries	OMASKI SAI INFRA CO. LTD.	Building and maintenance services	574,477.00
Unspecified countries	OMASKI SAI INFRA CO. LTD.	IT and communications equipment	32,515.00
Unspecified countries	OMASKI SAI INFRA CO. LTD.	Manufacturing components	69,585.00
Unspecified countries	OMER ELFAROUG HASSAN SHUMEINA	Travel, food and lodging	72,000.00
Unspecified countries	ONE DIRECTION INFO TECH	Engineering and research services	7,990.00
Unspecified countries	ONE DIRECTION INFO TECH	IT and communications equipment	31,003.00
Unspecified countries	ONG AGIR PLUS 21	IT and communications equipment	43,915.85
Unspecified countries	ONG GIC-AEPP	IT and communications equipment	49,945.71
Unspecified countries	ONG LA LUMIERE	Management and admin services	106,723.60
Unspecified countries	ONG NIGETECH	IT and communications equipment	74,598.20
Unspecified countries	ONG PAARDIC	IT and communications equipment	49,945.71
Unspecified countries	ONG SOS-CIVISME-NIGER	IT and communications equipment	93,525.79
Unspecified countries	ONG SRMSR DIMOL	IT and communications equipment	89,745.88
Unspecified countries	ONUR MUHENDISLIK	Travel, food and lodging	168,000.00
Unspecified countries	OPTICOELECTRON	IT and communications equipment	46,588.24
Unspecified countries	ORFA COMPANY	Building and maintenance services	278,477.00
Unspecified countries	ORG OF FAST RELIEF & DEVELOPMENT (F	Management and admin services	737,473.00
Unspecified countries	OROTON TRADING	Domestic appliances and electronics	3,250.00
Unspecified countries	OROTON TRADING	Electrical systems components	10,500.00
Unspecified countries	OROTON TRADING	Management and admin services	39,250.00
Unspecified countries	OROTON TRADING	Medical equipment	46,500.00
Unspecified countries	OSA TERMOSISTEM	Industrial manufacturing machinery	31,813.36
Unspecified countries	OSAMA ELZAIN TRADING WORK	Domestic appliances and electronics	8,000.00
Unspecified countries	OSAMA ELZAIN TRADING WORK	Furniture	4,000.00
Unspecified countries	OSAMA ELZAIN TRADING WORK	Material handling machinery	11,500.00
Unspecified countries	OSAMA ELZAIN TRADING WORK	Services industry equipment	11,000.00
Unspecified countries	OSCAR DARIO RESTREPO PALACIO	Structures, construction components	31,488.91
Unspecified countries	OUTREACH EGYPT CONSULTANCY FORDEVEL	Transportation, storage, mail services	83,944.10
Unspecified countries	OUTSOURCE, SA DE CV	Management and admin services	251,285.07
Unspecified countries	OXFAM	IT and communications equipment	300,000.00
Unspecified countries	OXFAM GB	Apparel, luggage and personal care	1,536.00
Unspecified countries	OXFAM GB	Domestic appliances and electronics	43,063.81
Unspecified countries	OXFAM GB	Industrial manufacturing machinery	15,436.88
Unspecified countries	OXFAM GB	Management and admin services	557.00
Unspecified countries	OXFAM GB	Manufacturing components	36,819.51
Unspecified countries	OXFAM GB	Transportation, storage, mail services	26,987.32
Unspecified countries	OZKAYA LABORATUVAR	Travel, food and lodging	42,847.42
Unspecified countries	OZUN-CONS SRL	Transportation, storage, mail services	72,638.13
Unspecified countries	PACIFIC DIAGNOSTICS LTD.	Medical equipment	96,500.00
Unspecified countries	PACIFIC PLASTICRAFTS COMPANY	Domestic appliances and electronics	180,978.77
Unspecified countries	PADMA ENTERPRISES	Structures, construction components	39,983.20
Unspecified countries	PAGE	Engineering and research services	41,409.10
Unspecified countries	PAJHWOK AFGHAN NEWS	Management and admin services	134,505.50
Unspecified countries	PAKKARESO SARANA SUDIANG, CV.	Transportation, storage, mail services	43,287.60
Unspecified countries	PALM CONSTRUCTION CO.LTD	Building and maintenance services	375,089.00
Unspecified countries	PAMELA SAYAH (PASCALE SAYAH)	Travel, food and lodging	30,000.00
Unspecified countries	PANACHE CONSTRUCTIONS	Building and maintenance services	68,989.92
Unspecified countries	PANNA RURAL DEVELOPMENT	Domestic appliances and electronics	97,753.15

Location of supplier	Supplier name	Category description	Value (USD)
IOM continued			
Unspecified countries	PANNA RURAL DEVELOPMENT	Transportation, storage, mail services	129,278.29
Unspecified countries	PARAMOUNT II DORMITORY A18-21	Travel, food and lodging	134,243.88
Unspecified countries	PARAMOUNT II DORMITORY BLOCK A16-17	Travel, food and lodging	59,416.56
Unspecified countries	PARAMOUNT II DORMITORY BLOCK B6-7	Travel, food and lodging	79,103.28
Unspecified countries	PASAM TASIMACILIK SERVIS	Transportation, storage, mail services	112,219.46
Unspecified countries	PASAR RAYA MAHLIGAI (PT)	Management and admin services	52,522.67
Unspecified countries	PASAR RAYA MAHLIGAI (PT)	Medical equipment	150,547.99
Unspecified countries	PATRICIA JACQUELYN BALBUENA PALACIO	Management and admin services	35,313.99
Unspecified countries	PB OUTSOURCING SERVICES S.DE R.L.	Apparel, luggage and personal care	270,085.18
Unspecified countries	PDD	Transportation, storage, mail services	47,038.56
Unspecified countries	PEACE & CONFLICT RESOLUTION CENTER	Education and training services	34,848.00
Unspecified countries	PEB STEEL BUILDINGS CO.LTD	Structures, construction components	95,750.00
Unspecified countries	PEB STEEL BUILDINGS CO.LTD	Transportation, storage, mail services	1,900.00
Unspecified countries	PENGINAPAN BUDI	Travel, food and lodging	93,103.44
Unspecified countries	PERFECT DEVELOPMENT COMPANY OF	Building and maintenance services	40,400.00
Unspecified countries	PERFECT DEVELOPMENT COMPANY OF	Industrial manufacturing machinery	3,000.00
Unspecified countries	PERFECTA HONDA	Motor vehicles and parts	64,909.00
Unspecified countries	PETER BRIMBLE	Motor vehicles and parts	32,000.00
Unspecified countries	PETRO SUPPLY COMPANY	Medical equipment	101,213.67
Unspecified countries	PETRO SUPPLY COMPANY	Transportation, storage, mail services	84,786.32
Unspecified countries	PGM PROJECTOS GLOBAIS MEDIA, LDA.	Musical instruments and arts and crafts	53,700.32
Unspecified countries	PHELISANANG BOPHELONG ASS MIGR PROJ	Management and admin services	46,565.00
Unspecified countries	PHYSICAL RISK SOLUTIONS COMP-PUNTLA	Public order and security services	177,765.00
Unspecified countries	PILI EDUARDO CARLOS	Building and maintenance services	73,524.00
Unspecified countries	PINTU MAS, UD.	Management and admin services	114,025.31
Unspecified countries	PIOTR PLEWA	Management and admin services	34,159.80
Unspecified countries	PIR MUHAMMAD & CO-PTI -C	Building and maintenance services	169,031.88
Unspecified countries	PIRIL FOR AGRICULTURE AND GENERAL L	Building and maintenance services	33,820.00
Unspecified countries	PIXEL CO.	IT and communications equipment	40,350.00
Unspecified countries	PLAN INTERNACIONAL INC.	IT and communications equipment	207,393.66
Unspecified countries	PLANSON INTERNATIONAL CORPORATION	IT and communications equipment	260,904.00
Unspecified countries	POLER TARIM	IT and communications equipment	327,928.80
Unspecified countries	POLICY RESEARCH INSTITUTE	Management and admin services	66,721.50
Unspecified countries	POLY-GLU SOCIAL BUSINESS CO., LTD	Medical equipment	47,704.06
Unspecified countries	PORSCHE INTER AUTO S DOO	Transportation, storage, mail services	63,899.06
Unspecified countries	POURAKHI- NEPAL (NPL-PROJECT)	IT and communications equipment	171,059.60
Unspecified countries	POWER MEN COMPANY	Building and maintenance services	406,410.25
Unspecified countries	PRESIDENT AND FELLOWS OF HARVARD CO	Transportation, storage, mail services	32,882.80
Unspecified countries	PRIMA OPTIS LTD	Domestic appliances and electronics	79,215.27
Unspecified countries	PRIME MINISTER'S OFFICE	Politics and civic affairs services	30,000.00
Unspecified countries	PRIME SCIENTIFIC &	Medical equipment	112,773.99
Unspecified countries	PRISMA INGENIEROS, SA DE CV	Building and maintenance services	550,000.00
Unspecified countries	PRIYANKA INDIA PVT. LTD.	Domestic appliances and electronics	424,140.00
Unspecified countries	PRIYANKA INDIA PVT. LTD.	Services industry equipment	721,500.00
Unspecified countries	PROGRAMA EL SALVADOR DE LA FACULTAD	IT and communications equipment	38,084.70
Unspecified countries	PROMOCIENCIA, S.A.	Travel, food and lodging	36,696.44
Unspecified countries	PROMOTION OF APPROPRIATE	Distribution equipment	5,269.00
Unspecified countries	PROMOTION OF APPROPRIATE	Electrical systems components	41,900.00
Unspecified countries	PROMOTION OF APPROPRIATE	Industrial manufacturing machinery	3,060.00
Unspecified countries	PROMOTION OF APPROPRIATE	Manufacturing components	50,421.60
Unspecified countries	PROMOTION OF APPROPRIATE	Motor vehicles and parts	47,300.00
Unspecified countries	PROPER PLAN 11 LTD., PART	Building and maintenance services	49,550.39
Unspecified countries	PROSYS LLC	IT and communications equipment	81,200.00
Unspecified countries	PROTECTION AND RISK MANAGEMENT SECU	Public order and security services	63,492.01
Unspecified countries	PROTON S.A.	Security and safety equipment	59,172.84
Unspecified countries	PROXYMEO COM	IT and communications equipment	31,018.68
Unspecified countries	PSS IT SOLUTIONS SA	Engineering and research services	30,823.77
Unspecified countries	PT MEGA USAHA JAYA	Medical equipment	47,610.19
Unspecified countries	PT MULTIPOLAR TECHNOLOGY	Engineering and research services	6,609.58
Unspecified countries	PT MULTIPOLAR TECHNOLOGY	IT and communications equipment	62,053.77
Unspecified countries	PT MULTIPOLAR TECHNOLOGY	Management and admin services	6,107.57
Unspecified countries	PULSAR EXPO S.R.O.	Motor vehicles and parts	191,800.00
Unspecified countries	PURDY MOTOR S.A.	Motor vehicles and parts	40,000.00
Unspecified countries	PUSAT PAKAR TAWAKAL SDN.BHD.	Travel, food and lodging	146,103.84
Unspecified countries	PUTRI TONYAMANG CV	Food and beverage products	4,415.94
Unspecified countries	PUTRI TONYAMANG CV	Medical equipment	139,290.72
Unspecified countries	Q-SI CATERING, CV.	Medical equipment	78,817.41
Unspecified countries	QALAAT AL-MARJAN	Building and maintenance services	124,485.00
Unspecified countries	QALAAT AL-MARJAN	Transportation, storage, mail services	241,242.00
Unspecified countries	QARNI GENERAL SERVICE AND	Management and admin services	30,642.00
Unspecified countries	QG GH/MOVENPICK	Travel, food and lodging	63,586.67
Unspecified countries	QUESTA SERVICE CONSULTANCY LTD	Education and training services	78,200.00
Unspecified countries	QUEUE MASTER	Apparel, luggage and personal care	96,540.62
Unspecified countries	QUEUE MASTER	Domestic appliances and electronics	483,343.60
Unspecified countries	R.K. TRADE INTERNATIONAL	Material handling machinery	49,284.79
Unspecified countries	RA INTERNATIONAL	Transportation, storage, mail services	54,405.00
Unspecified countries	RABIULLAH-C	Building and maintenance services	117,862.33
Unspecified countries	RADISSON BLU HOTEL NAIROBI	Travel, food and lodging	517,850.66
Unspecified countries	RAFIULLAH	Travel, food and lodging	300,000.00
Unspecified countries	RAHAMA BTP/H	Apparel, luggage and personal care	51,269.95
Unspecified countries	RAHAMA BTP/H	Cleaning equipment	8,848.62
Unspecified countries	RAHAMA BTP/H	Domestic appliances and electronics	109,827.00
Unspecified countries	RAHAMA BTP/H	Electrical systems components	29,668.91
Unspecified countries	RAHAMA BTP/H	Sports and recreational equipment	6,246.09

Location of supplier	Supplier name	Category description	Value (USD)
IOM continued			
Unspecified countries	RAMS DRUGS AND MEDICAL	Pharmaceuticals, contraceptives, vaccines	52,434.00
Unspecified countries	RAMZ AL-AQAR	Building and maintenance services	75,545.00
Unspecified countries	RASHAAD STATIONARY & BOOKSHOP	Furniture	12,880.00
Unspecified countries	RASHAAD STATIONARY & BOOKSHOP	IT and communications equipment	21,160.00
Unspecified countries	RASHAAD STATIONARY & BOOKSHOP	Office equipment	20,741.00
Unspecified countries	RASHID SHOP	Domestic appliances and electronics	48,132.00
Unspecified countries	RAUL ANDRES ARCE CALDERON	IT and communications equipment	39,022.72
Unspecified countries	RAWAA ALTABIAA	Building and maintenance services	48,115.00
Unspecified countries	RAWAAT ALKAWN FOR GENERAL	Building and maintenance services	506,917.00
Unspecified countries	RAWASANI & SONS ENTERPRISES	Structures, construction components	72,662.08
Unspecified countries	RAWAT AL SHAMS COMPANY	Building and maintenance services	74,533.00
Unspecified countries	RAYON CONSULT AND GENERAL	Management and admin services	30,000.00
Unspecified countries	RCS - RADIO & SAT.COMMUNICATION	Engineering and research services	103,800.00
Unspecified countries	RCS - RADIO & SAT.COMMUNICATION	IT and communications equipment	4,730.00
Unspecified countries	RE: CODED CO.	IT and communications equipment	50,744.00
Unspecified countries	REBAND COMPANY	Tools and general machinery	33,365.10
Unspecified countries	REC (RENEWABLE ENERGIE CONSULTING	IT and communications equipment	108,724.82
Unspecified countries	REFANIDIS IOANNIS	Travel, food and lodging	32,871.65
Unspecified countries	REGENCY HOTEL	Transportation, storage, mail services	0.20
Unspecified countries	REGENCY HOTEL	Travel, food and lodging	76,526.51
Unspecified countries	REGULA BALTIJA LIMITED	IT and communications equipment	38,498.32
Unspecified countries	REGULA BALTIJA LIMITED	Transportation, storage, mail services	1,791.71
Unspecified countries	REGULA BALTIJA LTD	IT and communications equipment	57,573.22
Unspecified countries	REGULA BALTIJA LTD	Transportation, storage, mail services	439.33
Unspecified countries	REGULA BALTIJA LTD.	IT and communications equipment	48,127.18
Unspecified countries	REGULA LTD	Industrial manufacturing machinery	50,660.00
Unspecified countries	REGULA LTD	Transportation, storage, mail services	600.00
Unspecified countries	RELIEF SUPPLIER	Services industry equipment	516,000.00
Unspecified countries	RELIEFLINE AFRICA LTD	Apparel, luggage and personal care	47,700.00
Unspecified countries	RELIEFLINE AFRICA LTD	Domestic appliances and electronics	344,880.00
Unspecified countries	RELIEFLINE AFRICA LTD	Manufacturing components	208,262.50
Unspecified countries	RELIEFLINE AFRICA LTD	Material handling machinery	62,500.00
Unspecified countries	RFL PLASTICS LTD.	Apparel, luggage and personal care	32,625.42
Unspecified countries	RFL PLASTICS LTD.	Transportation, storage, mail services	2,462.30
Unspecified countries	RIAU JAYA PROPERTINDO, PT.	IT and communications equipment	14,044.13
Unspecified countries	RIAU JAYA PROPERTINDO, PT.	Travel, food and lodging	29,723.04
Unspecified countries	RICHARD JAKSON AND SONS LIMITED	Transportation, storage, mail services	68,582.28
Unspecified countries	RICHARDSON SUPPLY COMPANY LTD	IT and communications equipment	164,044.49
Unspecified countries	RICHARDSON SUPPLY COMPANY LTD.	Domestic appliances and electronics	4,041.07
Unspecified countries	RICHARDSON SUPPLY COMPANY LTD.	Financial and insurance services	566.33
Unspecified countries	RICHARDSON SUPPLY COMPANY LTD.	IT and communications equipment	513,472.69
Unspecified countries	RICHARDSON SUPPLY COMPANY LTD.	Management and admin services	9,692.04
Unspecified countries	RICHARDSON SUPPLY COMPANY LTD.	Medical equipment	39,692.91
Unspecified countries	RICHARDSON SUPPLY COMPANY LTD.	Office equipment	466.04
Unspecified countries	RICHARDSON SUPPLY COMPANY LTD.	Security and safety equipment	1,422.68
Unspecified countries	RICHARDSON SUPPLY COMPANY LTD.	Transportation, storage, mail services	12,370.74
Unspecified countries	RINI KUSMIATININGSIH / DRASSCO	Food and beverage products	6,582.53
Unspecified countries	RINI KUSMIATININGSIH / DRASSCO	Management and admin services	97,763.67
Unspecified countries	RINI KUSMIATININGSIH / DRASSCO	Medical equipment	40,516.49
Unspecified countries	RIVERCROSS TRACKING LIMITED	Industrial manufacturing machinery	18,812.04
Unspecified countries	RIVERCROSS TRACKING LIMITED	Transportation, storage, mail services	21,897.32
Unspecified countries	RIVERDALE INVESTMENT LIMITED	Building and maintenance services	37,184.53
Unspecified countries	RIXOS DOWNTOWN ANTALYA	IT and communications equipment	47,820.79
Unspecified countries	RMC HARDWARE AND ELECTRICAL SUPPLY	Structures, construction components	354,342.87
Unspecified countries	RMVX GMBH	Travel, food and lodging	299,573.28
Unspecified countries	ROBERT LEE JONES	Building and maintenance services	21,000.00
Unspecified countries	ROBERT LEE JONES	Management and admin services	10,648.05
Unspecified countries	ROBERTUS H / PARAMOUNT II DORMITORY	Travel, food and lodging	79,103.28
Unspecified countries	ROCHE & GUILFFORDS GROUP LIMITED	Building and maintenance services	63,744.78
Unspecified countries	RONOS OOD	Engineering and research services	40,646.44
Unspecified countries	RONOS OOD	IT and communications equipment	13,229.10
Unspecified countries	ROSALES ALICIA DEL CARMEN	Management and admin services	141,418.14
Unspecified countries	ROSSET AND CIE	Transportation, storage, mail services	1,717.76
Unspecified countries	ROSSET AND CIE	Travel, food and lodging	412,441.04
Unspecified countries	ROZA OTUNBAEVA INITIATIVE	IT and communications equipment	40,377.08
Unspecified countries	RUMAH KITA	Travel, food and lodging	136,560.01
Unspecified countries	RUMAH SYALOM BUKIT HIJAU	Travel, food and lodging	73,446.66
Unspecified countries	RUMAH TASQYA, CV.	Travel, food and lodging	180,288.56
Unspecified countries	RURAL EDUCATION & AGRICULTURE	Management and admin services	192,000.00
Unspecified countries	RURAL EDUCATION & AGRICULTURE	Medical equipment	322,342.50
Unspecified countries	RURAL EDUCATION & AGRICULTURE	Public sector related services	192,000.07
Unspecified countries	RUTHPEARL WANJIRU NG'ANG'A	Management and admin services	32,400.00
Unspecified countries	S3 WIRELESS COLOMBIA SAS	Transportation, storage, mail services	121,090.88
Unspecified countries	SABRIN CONTRACTORS LIMITED	Domestic appliances and electronics	61,972.50
Unspecified countries	SACODEV-SARL	Apparel, luggage and personal care	13,713.97
Unspecified countries	SACODEV-SARL	Domestic appliances and electronics	16,333.01
Unspecified countries	SACODEV-SARL	Services industry equipment	5,249.81
Unspecified countries	SACODEV-SARL	Sports and recreational equipment	598.13
Unspecified countries	SADY CIVIL	Management and admin services	39,019.35
Unspecified countries	SAFARI PARK HOTEL	Travel, food and lodging	32,000.00
Unspecified countries	SAFE AND SECURE GUARDING (PT)	Public order and security services	280,235.08
Unspecified countries	SAFIA ABDULLAHI SHIRE	Management and admin services	70,900.00
Unspecified countries	SAFINTRA RWANDA LIMITED	Structures, construction components	51,391.95
Unspecified countries	SAFINTRA RWANDA LIMITED	Transportation, storage, mail services	3,143.88

Location of supplier	Supplier name	Category description	Value (USD)
IOM continued			
Unspecified countries	SAGA DOO	IT and communications equipment	79,915.36
Unspecified countries	SAGA MK DOOEL	IT and communications equipment	339,622.64
Unspecified countries	SAGAL TRAVEL AGENCY	Politics and civic affairs services	90,000.00
Unspecified countries	SAGAL TRAVEL AGENCY	Transportation, storage, mail services	120,000.00
Unspecified countries	SAGK INTERNATIONAL INC	Building and maintenance services	320,000.00
Unspecified countries	SAHEL RESTAURANT	Medical equipment	52,194.80
Unspecified countries	SAHELI	IT and communications equipment	253,478.14
Unspecified countries	SAID AND SONS COMPANY	IT and communications equipment	43,260.00
Unspecified countries	SAID GAILAN FOR DECORATION COMPANY	Domestic appliances and electronics	73,850.14
Unspecified countries	SAID GAILAN FOR DECORATION COMPANY	Tools and general machinery	6,000.00
Unspecified countries	SAID GAILAN FOR DECORATION COMPANY	Transportation, storage, mail services	31,110.32
Unspecified countries	SALAM AFGHANISTAN MEDIA ORGANIZATIO	Management and admin services	115,000.00
Unspecified countries	SALEEN COMPANY FOR TRADING	IT and communications equipment	37,217.00
Unspecified countries	SALYZA, SA DE CV	Travel, food and lodging	44,100.00
Unspecified countries	SAMA AL-TAJ FOR GENERAL CONTRACTING	Building and maintenance services	54,820.00
Unspecified countries	SAMA AL JEBAL	Building and maintenance services	76,678.00
Unspecified countries	SAMA ALIRAQ FOR ENGINEERING TEST	Building and maintenance services	308,647.00
Unspecified countries	SAMATAR INVESTMENT LIMITED	Fuels and lubricants etc.	360,054.16
Unspecified countries	SAMATAR INVESTMENT LIMITED	Transportation, storage, mail services	819,911.05
Unspecified countries	SAMATURK GIDA INSAAT DIC TIC LTD	Apparel, luggage and personal care	42,350.00
Unspecified countries	SAMATURK GIDA INSAAT DIC TIC LTD	Domestic appliances and electronics	40,920.00
Unspecified countries	SAMBE BAKARY	Management and admin services	72,000.00
Unspecified countries	SAMOLAI SIGNS LIMITED	Building and maintenance services	58,850.40
Unspecified countries	SAMPOERNA LAND PT	Travel, food and lodging	319,045.07
Unspecified countries	SAMUEL HALL CONSULTING CO	Management and admin services	109,860.00
Unspecified countries	SAMUEL HALL FZE	Management and admin services	102,042.00
Unspecified countries	SANAD FOR PEACEBUILDING	Education and training services	32,332.00
Unspecified countries	SANTECH PRODUCCIONES SAS	Travel, food and lodging	35,944.89
Unspecified countries	SANTIAGO ANA LUISA	IT and communications equipment	30,000.00
Unspecified countries	SAP (SCHWEIZ) AG	Building and maintenance services	379,418.56
Unspecified countries	SAP (SCHWEIZ) AG	Engineering and research services	107,743.50
Unspecified countries	SARA NORDMARK	Management and admin services	41,760.00
Unspecified countries	SARAH ALGOM	Management and admin services	32,283.87
Unspecified countries	SARAN COMPANY	IT and communications equipment	76,328.00
Unspecified countries	SARATOGA INVESTMENT CO.	Transportation, storage, mail services	75,489.61
Unspecified countries	SARDAR AUTOMOBILE AND MACHINERY	Motor vehicles and parts	91,000.00
Unspecified countries	SARDAR MOHAMMAD SAMIR KHAN	Travel, food and lodging	138,000.00
Unspecified countries	SARH AL-INJAZ FOR GENERAL CONTRACTI	Building and maintenance services	34,001.00
Unspecified countries	SARIAH TRADING LLC	Medical equipment	172,198.23
Unspecified countries	SARITA ALAM	Travel, food and lodging	96,000.00
Unspecified countries	SAS INSTTITUTE (PTY) LTD.(SOUTH AFR	IT and communications equipment	45,000.00
Unspecified countries	SASA STAMENKOVIC PR	Building and maintenance services	322,704.16
Unspecified countries	SATE	Management and admin services	73,844.38
Unspecified countries	SATELLITE CAR COMPANY	Transportation, storage, mail services	118,644.06
Unspecified countries	SATGURU T.	Transportation, storage, mail services	50,771.51
Unspecified countries	SAVE THE CHILDREN	IT and communications equipment	360,000.00
Unspecified countries	SAWAHLDEGLA COMPANY	Building and maintenance services	94,950.00
Unspecified countries	SAWAHLDEGLA COMPANY	Tools and general machinery	13,000.00
Unspecified countries	SAYD FARHAD CO	Domestic appliances and electronics	250,800.00
Unspecified countries	SAYD FARHAD CO	Material handling machinery	29,700.00
Unspecified countries	SCG 1887 SRL	Building and maintenance services	171,634.37
Unspecified countries	SCHENKER	IT and communications equipment	196,276.94
Unspecified countries	SCHIPHOL REAL ESTATE	Travel, food and lodging	89,029.56
Unspecified countries	SCIB NIGERIA & CO LTD	Financial and insurance services	36,272.40
Unspecified countries	SDR CONSULTORES	Management and admin services	54,600.00
Unspecified countries	SEASON GENERAL TRADING LIMITED	Apparel, luggage and personal care	1,249,400.00
Unspecified countries	SEASON GENERAL TRADING LIMITED	Domestic appliances and electronics	898,650.00
Unspecified countries	SEASON GENERAL TRADING LIMITED	Structures, construction components	76,400.00
Unspecified countries	SELERA NUSANTARA, CV.	Food and beverage products	22,989.45
Unspecified countries	SELERA NUSANTARA, CV.	Medical equipment	382,448.18
Unspecified countries	SENEGALAISE DE L'AUTOMOBILE	Motor vehicles and parts	317,184.07
Unspecified countries	SENNAY INTERNATIONAL FOR INVESTMENT	Apparel, luggage and personal care	105,922.50
Unspecified countries	SERASI MITRA LESTARI, PT.	Medical equipment	3,425,776.99
Unspecified countries	SERRAIKI XENODOCHIAKI SA	Travel, food and lodging	109,721.11
Unspecified countries	SERVICE GÉNIE-CIVILE ET TRAVAUX PUB	Building and maintenance services	30,607.13
Unspecified countries	SERVYMED BVI LIMITED	Medical equipment	152,500.00
Unspecified countries	SES TECHCOM S.A.	Management and admin services	41,872.60
Unspecified countries	SEVINCLER SAGLIK URUNLERI	Domestic appliances and electronics	35,268.80
Unspecified countries	SFAKIANAKIS AEBE	Motor vehicles and parts	30,224.49
Unspecified countries	SGA SECURITY TANZANIA LIMITED	Public order and security services	52,778.52
Unspecified countries	SGOURAKIS VASILEIOS	Transportation, storage, mail services	133,792.93
Unspecified countries	SHAH NAWAZ CONSTRUCTION COMPANY	Building and maintenance services	94,119.29
Unspecified countries	SHAHEEN MOHAMMAD HUSSEIN	Organizations and clubs	36,224.14
Unspecified countries	SHAHEENA SAJJAD	Travel, food and lodging	181,215.72
Unspecified countries	SHAHZAD POULTRY & LIVE STOCK SERVIC	Live plant and animal material	38,369.24
Unspecified countries	SHAMA GUL-C-PTI	Building and maintenance services	144,932.09
Unspecified countries	SHAMS BAGHDAD	Medical equipment	37,200.00
Unspecified countries	SHAMSUDDIN	Travel, food and lodging	108,000.00
Unspecified countries	SHAN INTERNATIONAL	Furniture	170,452.78
Unspecified countries	SHAREEF AGRICULTURE INDUSTRIES	Domestic appliances and electronics	30,054.94
Unspecified countries	SHAREEF AGRICULTURE INDUSTRIES	Management and admin services	1,375.82
Unspecified countries	SHARIFO MOHAMED ISSE	Travel, food and lodging	30,000.00
Unspecified countries	SHARQ ALANWAR	Domestic appliances and electronics	666,198.75
Unspecified countries	SHARQ ALANWAR	Fuels and lubricants etc.	213,968.89

Location of supplier	Supplier name	Category description	Value (USD)
IOM continued			
Unspecified countries	SHARQ ALANWAR	Material handling machinery	36,672.00
Unspecified countries	SHARQ ALANWAR	Transportation, storage, mail services	3,600.00
Unspecified countries	SHARQ HAMZA KHIL LTD	Structures, construction components	391,562.60
Unspecified countries	SHEEK HYHDRA MANSOUR	Building and maintenance services	35,360.00
Unspecified countries	SHEFFIELD HALLAM UNIVERSITY	Management and admin services	30,000.00
Unspecified countries	SHEKEBUSKY NIG LTD	Structures, construction components	112,745.39
Unspecified countries	SHERATON ANKARA	IT and communications equipment	204,757.34
Unspecified countries	SHERIFF AUWAMI ENTERPRISES	Structures, construction components	42,768.06
Unspecified countries	SHIMADZU VIET NAM MEDICAL HI-TECH C	Medical equipment	77,123.52
Unspecified countries	SHIVAUN SCANLAN	Management and admin services	31,009.62
Unspecified countries	SHROOQ AL-ANWAR CO.	Public sector related services	55,632.50
Unspecified countries	SIA CONSTRUCTION	Building and maintenance services	41,674.37
Unspecified countries	SIGMA ENTERPRISES	Tools and general machinery	58,807.75
Unspecified countries	SIGN COMMUNICATION	Structures, construction components	80,701.78
Unspecified countries	SILVERSTONE LOGISTICS LTD	Apparel, luggage and personal care	1,671,475.00
Unspecified countries	SILVERSTONE LOGISTICS LTD	Domestic appliances and electronics	45,000.00
Unspecified countries	SILVERSTONE LOGISTICS LTD	Management and admin services	21,000.00
Unspecified countries	SILVERSTONE LOGISTICS LTD	Manufacturing components	52,992.00
Unspecified countries	SILVIA MARÍA DEL PILAR CRUZ GERBOZO	Management and admin services	50,000.00
Unspecified countries	SIMTONDIT GENERAL TRADING LIMITED	Structures, construction components	218,090.70
Unspecified countries	SINCO MEDICAL EQUIPMENT	Pharmaceuticals, contraceptives, vaccines	140,873.09
Unspecified countries	SITRA FOR ENGINERING CO	Building and maintenance services	38,265.00
Unspecified countries	SITRA FOR ENGINERING CO	Domestic appliances and electronics	9,500.00
Unspecified countries	SITRA FOR ENGINERING CO	Industrial cleaning services	500.00
Unspecified countries	SITRA FOR ENGINERING CO	Office equipment	4,200.00
Unspecified countries	SITRA FOR ENGINERING CO	Structures, construction components	4,600.00
Unspecified countries	SK BERGE COLOMBIA SAS	Office equipment	87,710.26
Unspecified countries	SKIPPERGATEN 33 ANS	Travel, food and lodging	123,156.27
Unspecified countries	SMART SECURITY	Public order and security services	58,599.00
Unspecified countries	SMARTECH	Electrical systems components	900.00
Unspecified countries	SMARTECH	Furniture	750.00
Unspecified countries	SMARTECH	Healthcare services	5,982.00
Unspecified countries	SMARTECH	IT and communications equipment	2,010.00
Unspecified countries	SMARTECH	Motor vehicles and parts	15,000.00
Unspecified countries	SMARTECH	Office equipment	9,450.00
Unspecified countries	SNAJPER DOO	Security and safety equipment	33,224.89
Unspecified countries	SO NGOAI VU TP HCM	Travel, food and lodging	141,503.68
Unspecified countries	SOCIEDAD HOTELERA ICONO SAS	Travel, food and lodging	35,876.36
Unspecified countries	SOCIETA GEORGRAFICA ITALIANA ONLUS	Management and admin services	769,206.73
Unspecified countries	SOCIETE NATIONALE D'APPROVISIONNEM	Building and maintenance services	219,610.21
Unspecified countries	SOCIÉTÉ SÉCURITÉ PRO-SERVICES	IT and communications equipment	30,841.80
Unspecified countries	SOCIETY FOR HUMAN ENVIR DEVE(SHED)	IT and communications equipment	73,858.94
Unspecified countries	SOCOGEB	Structures, construction components	30,421.52
Unspecified countries	SOCOGEB	Tools and general machinery	38,065.75
Unspecified countries	SOLAR DEVELOPMENT PLC	Domestic appliances and electronics	105,097.51
Unspecified countries	SOLARGEN TECHNOLOGIES	Building and maintenance services	96,000.00
Unspecified countries	SOLUCIONES ENERGETICAS RURALES	Building and maintenance services	42,211.80
Unspecified countries	SOLUCIONES INTEGRALES GOLSERNEVI	Building and maintenance services	36,839.32
Unspecified countries	SOMALI YOUTH DEVELOPMENT NETWORK	Management and admin services	111,365.00
Unspecified countries	SOUTHLINK HOLDINGS LIMITED	Building and maintenance services	231,339.00
Unspecified countries	SOUTHLINK HOLDINGS LIMITED	Medical equipment	118,897.00
Unspecified countries	SOUTHWEST BETTER LIFE ASSOCIATION	Management and admin services	114,260.00
Unspecified countries	SOVEL COMPANY	Domestic appliances and electronics	34,720.00
Unspecified countries	SOVEREIGN GLOBAL SOLUTIONS	IT and communications equipment	150,297.60
Unspecified countries	SOVEREIGN GLOBAL SOLUTIONS	Transportation, storage, mail services	129,438.60
Unspecified countries	SPARTAN RELIEF SUPPLIED LTD	Material handling machinery	55,200.00
Unspecified countries	SPARTAN RELIEF SUPPLIES LIMITED	Cleaning equipment	4,828.00
Unspecified countries	SPARTAN RELIEF SUPPLIES LIMITED	Domestic appliances and electronics	345,796.65
Unspecified countries	SPARTAN RELIEF SUPPLIES LIMITED	Sports and recreational equipment	8,150.00
Unspecified countries	SPARTAN RELIEF SUPPLIES LIMITED	Structures, construction components	193,764.48
Unspecified countries	SPARTAN RELIEF SUPPLIES LTD	Domestic appliances and electronics	37,835.00
Unspecified countries	SPEAK, SA DE CV	Editorial, design, graphic services	55,650.00
Unspecified countries	SPEEXX DIGITAL PUBLISHING AG	Education and training services	128,617.35
Unspecified countries	SPEKE RESORT	Transportation, storage, mail services	65,467.59
Unspecified countries	SPEKE RESORT	Travel, food and lodging	5,700.80
Unspecified countries	SPEKTR LK	Travel, food and lodging	183,553.65
Unspecified countries	SPRAVA SLUZIEB DIPLOMATICKEMU ZBORU	Travel, food and lodging	111,197.50
Unspecified countries	SPYROPOULOS ILIAS	Domestic appliances and electronics	86,573.58
Unspecified countries	SPYROPOULOS ILIAS	Editorial, design, graphic services	9,323.31
Unspecified countries	SPYROS KLONIS	Building and maintenance services	103,888.29
Unspecified countries	STANDARD GAS PETROLEUM LTD	Fuels and lubricants etc.	177,144.00
Unspecified countries	STANDARD GAS PETROLEUM LTD	Transportation, storage, mail services	142,044.00
Unspecified countries	STAR CONSTRUCTION AND GENERAL SER	Building and maintenance services	45,700.00
Unspecified countries	STAR CONSTRUCTION COMPANY	Travel, food and lodging	33,000.00
Unspecified countries	STAR MEDIA DEVELOPMENT CENTRE	Management and admin services	77,606.00
Unspecified countries	STAR ORBIT	IT and communications equipment	152,563.84
Unspecified countries	STAR ORBIT	Transportation, storage, mail services	42,240.00
Unspecified countries	STAR TASIMACILIK	IT and communications equipment	108,556.65
Unspecified countries	STEEL HOUSE FACTORY	Domestic appliances and electronics	30,200.00
Unspecified countries	STEP 2 FUTURE	Transportation, storage, mail services	35,598.42
Unspecified countries	STEPHEN MATSIKO	Travel, food and lodging	75,000.00
Unspecified countries	STIFTELSEN FLOWMINDER	Management and admin services	110,141.15
Unspecified countries	STUDIO GRAPHICS CORPORATION	Office equipment	34,389.51
Unspecified countries	SUDAN FILM FACTORY	Transportation, storage, mail services	43,135.00

Location of supplier	Supplier name	Category description	Value (USD)
IOM continued			
Unspecified countries	SUDAN LOGISTICS SOLUTIONS	Apparel, luggage and personal care	228,317.80
Unspecified countries	SUDAN LOGISTICS SOLUTIONS	Domestic appliances and electronics	61,247.30
Unspecified countries	SUDAN LOGISTICS SOLUTIONS	Manufacturing components	34,855.50
Unspecified countries	SUDAN LOGISTICS SOLUTIONS	Transportation, storage, mail services	24,904.65
Unspecified countries	SUNNY CORPORATION	Apparel, luggage and personal care	142,583.08
Unspecified countries	SUNNY HILLS	Industrial manufacturing machinery	38,266.17
Unspecified countries	SUPERIOR SECURITY SERVICE (SSS)	Public order and security services	61,200.00
Unspecified countries	SUPERMET BUILDING SOLUTIONS LTD	Structures, construction components	173,791.82
Unspecified countries	SUPLIDORES ZONA LIBRE / HUMANITARIA	Domestic appliances and electronics	17,500.00
Unspecified countries	SUPLIDORES ZONA LIBRE / HUMANITARIA	Furniture	47,600.00
Unspecified countries	SUPLIDORES ZONA LIBRE / HUMANITARIA	Transportation, storage, mail services	10,100.00
Unspecified countries	SURANGEL AND SONS CONSTRUCTION	IT and communications equipment	408,470.00
Unspecified countries	SUSTAINABLE ENERGY ASSOCIATES	Building and maintenance services	276,337.61
Unspecified countries	SUSTAINABLE ENERGY ASSOCIATES	Distribution equipment	84,682.35
Unspecified countries	SUSTAINABLE ENERGY ASSOCIATES	Education and training services	190.78
Unspecified countries	SUSTAINABLE ENERGY ASSOCIATES	Electrical systems components	103,920.22
Unspecified countries	SUSTAINABLE ENERGY ASSOCIATES	IT and communications equipment	66,979.34
Unspecified countries	SUSTAINABLE ENERGY ASSOCIATES	Management and admin services	12,748.78
Unspecified countries	SVIZERA EUROPE BV	Medical equipment	46,684.50
Unspecified countries	SWA FOR GENERAL CONTRACTING	IT and communications equipment	160,571.72
Unspecified countries	SWAZILAND SPA DEVELOPMENT COMPANY	Travel, food and lodging	44,430.86
Unspecified countries	SWEDISH ACADEMY FOR TRAINING	Education and training services	38,800.00
Unspecified countries	SWEDISH ACADEMY FOR TRAINING	IT and communications equipment	32,350.00
Unspecified countries	SWISSCOM SOLUTIONS SA (041902261000	Engineering and research services	75,138.62
Unspecified countries	SWISSOTEL ANKARA	IT and communications equipment	39,547.04
Unspecified countries	SYED BUILDERS PVT. LTD	Building and maintenance services	36,201.66
Unspecified countries	SYED NATIQ HUSNAIN & SYED TASADDAQ	Travel, food and lodging	100,320.00
Unspecified countries	SYNERSIS LTDA	Transportation, storage, mail services	383,536.68
Unspecified countries	TA'MINOTI DEHOT	Building and maintenance services	137,674.10
Unspecified countries	TAAM PETROLEUM LIMITED	Fuels and lubricants etc.	299,110.00
Unspecified countries	TAAM PETROLEUM LIMITED	Transportation, storage, mail services	1,293,527.00
Unspecified countries	TAJ AL-ANQAA FOR GENERAL CONTRACTIN	Public sector related services	163,538.00
Unspecified countries	TAJIK SGEM	IT and communications equipment	41,664.08
Unspecified countries	TALAL HOMSANI ESTABLISHMENT FOR TRA	Domestic appliances and electronics	506,279.52
Unspecified countries	TALLER CREATIVO DE ALEIDA SANCHEZ	Published products	31,682.07
Unspecified countries	TAMEER COMPANY FOR CONSTRUCTION	Building and maintenance services	88,243.17
Unspecified countries	TAMEER COMPANY FOR CONSTRUCTION	Transportation, storage, mail services	0.04
Unspecified countries	TAMENE GASHAW GOSHE	Structures, construction components	59,305.28
Unspecified countries	TAMENE GASHAW GOSHE	Transportation, storage, mail services	7,413.16
Unspecified countries	TAREK SAYEGH EST FOR CONTRACTING AN	Apparel, luggage and personal care	39,647.66
Unspecified countries	TAREK SAYEGH EST FOR CONTRACTING AN	Building and maintenance services	831,819.95
Unspecified countries	TAREK SAYEGH EST FOR CONTRACTING AN	Domestic appliances and electronics	230,110.78
Unspecified countries	TARMWAL FAIS ORGANIZATION	IT and communications equipment	152,945.32
Unspecified countries	TASKOUDIS I.NIK.& GATZIOS I.FOT IKE	Industrial cleaning services	76,868.28
Unspecified countries	TAWAKAL CONSTRUCTION & WATER	Building and maintenance services	375,287.61
Unspecified countries	TAWAKAL TAXI COMPANY	Transportation, storage, mail services	60,640.00
Unspecified countries	TAWAKAL TRACTOR COMPANY	Medical equipment	85,912.90
Unspecified countries	TECDIMCSA	Domestic appliances and electronics	47,748.61
Unspecified countries	TECHNAGER	Building and maintenance services	88,322.27
Unspecified countries	TECHNICOMER S.A	Engineering and research services	2,129.88
Unspecified countries	TECHNICOMER S.A	IT and communications equipment	35,566.11
Unspecified countries	TECHNO-TRADE RESOURCES INC.	IT and communications equipment	8,991.10
Unspecified countries	TECHNO-TRADE RESOURCES INC.	Structures, construction components	25,315.02
Unspecified countries	TECHNO RELIEF OVERSEAS (I) PVT. LTD	Domestic appliances and electronics	107,500.00
Unspecified countries	TECHNO RELIEF OVERSEAS PVT.LTD	Material handling machinery	90,450.00
Unspecified countries	TECHNO RELIEF SERVICES LTD	Domestic appliances and electronics	75,545.00
Unspecified countries	TECHNO RELIEF SERVICES LTD	Material handling machinery	31,300.00
Unspecified countries	TECHNO RELIEF SERVICES LTD	Sports and recreational equipment	90,086.00
Unspecified countries	TECHNO RELIEF SUDAN LTD	Apparel, luggage and personal care	160,380.00
Unspecified countries	TECHNO RELIEF SUDAN LTD	Domestic appliances and electronics	965,075.70
Unspecified countries	TECHNO RELIEF SUDAN LTD	Material handling machinery	1,457,177.00
Unspecified countries	TECHNO RELIEF SUDAN LTD	Sports and recreational equipment	93,500.00
Unspecified countries	TECHNO RESTAURI S.R.L.	Building and maintenance services	86,370.26
Unspecified countries	TECHNO TARP & POLYMERS PVT LTD.	Domestic appliances and electronics	85,590.25
Unspecified countries	TECHOS ARQUITECTONICOS SA DE CV	Building and maintenance services	103,369.81
Unspecified countries	TEHNOMATIK 1995	Industrial manufacturing machinery	45,493.11
Unspecified countries	TEM TECHNICAL EQUIPMENT MAINTENANCE	Building and maintenance services	44,264.93
Unspecified countries	TERMONEM ISITMA SOGUTMA SISTEMLERI	Distribution equipment	53,914.41
Unspecified countries	TERRANET SAL	Engineering and research services	88,770.00
Unspecified countries	TETI BOGA CATERING	Medical equipment	524,383.85
Unspecified countries	THAKRAL INFO. SYSTEMS PRIVATE LTD.	IT and communications equipment	175,869.26
Unspecified countries	THE ARMORED GROUP, LLC	Manufacturing components	1,638.77
Unspecified countries	THE ARMORED GROUP, LLC	Motor vehicles and parts	2,120,669.00
Unspecified countries	THE LEARNING EDGE	Education and training services	50,100.00
Unspecified countries	THE LIVING ROOM LTD.	Furniture	72,472.81
Unspecified countries	THE LIVING ROOM LTD.	Transportation, storage, mail services	5,390.47
Unspecified countries	THE MEDIA PLAN PVT LTD	IT and communications equipment	31,093.47
Unspecified countries	THE MIDDLE EAST INSURANCE	Financial and insurance services	36,222.55
Unspecified countries	THE RESIDENCE HOTEL	Travel, food and lodging	33,900.70
Unspecified countries	THLAMA INVESTMENT NIG LTD	Domestic appliances and electronics	98,818.78
Unspecified countries	THOREX CC	Domestic appliances and electronics	255,783.54
Unspecified countries	THURAYA AL KHALEEJ COMPANY	Building and maintenance services	1,010,608.00
Unspecified countries	TIHRAGA ENGINEERING FOR BUILDING CO	Building and maintenance services	325,486.54
Unspecified countries	TIMO CENTRE DE DISTRIBUTION	Transportation, storage, mail services	132,599.99

Location of supplier	Supplier name	Category description	Value (USD)
IOM continued			
Unspecified countries	TODAY'S SUPER STORE'S	Domestic appliances and electronics	226,643.60
Unspecified countries	TODAY'S SUPER STORE'S	IT and communications equipment	74,752.84
Unspecified countries	TODAY'S SUPER STORE'S	Transportation, storage, mail services	0.83
Unspecified countries	TOM CORSELLIS	Management and admin services	64,000.00
Unspecified countries	TOMBUILT ENTERPRISE	Transportation, storage, mail services	30,593.24
Unspecified countries	TOOLSIE PERSAUD	Structures, construction components	67,225.00
Unspecified countries	TOOLSIE PERSAUD	Transportation, storage, mail services	1,000.00
Unspecified countries	TOP INN HOTEL	Travel, food and lodging	48,671.21
Unspecified countries	TORRE BLANCA AGENCIAS GRAFICAS	Management and admin services	30,073.40
Unspecified countries	TOTAL CENTRAFRIQUE	Fuels and lubricants etc.	63,307.56
Unspecified countries	TOTAL MANAGEMENT LTDA	Transportation, storage, mail services	208,049.82
Unspecified countries	TOTAL MANAGEMENT LTDA	Travel, food and lodging	57,367.56
Unspecified countries	TOTAL MART	Management and admin services	32,098.71
Unspecified countries	TOTAL MART	Medical equipment	113,691.70
Unspecified countries	TOV AGAT AVTO	Motor vehicles and parts	46,728.52
Unspecified countries	TOV ALTAYUR	IT and communications equipment	30,795.00
Unspecified countries	TOV BUDARTEL CX 65	Building and maintenance services	133,257.51
Unspecified countries	TOV INTER FLATINUM LTD	Building and maintenance services	61,589.10
Unspecified countries	TOV IT-INTEGRATOR	Education and training services	17,639.36
Unspecified countries	TOV IT-INTEGRATOR	Organizations and clubs	39,977.25
Unspecified countries	TOV KLC-7	Apparel, luggage and personal care	149,437.50
Unspecified countries	TOV LITOS	Building and maintenance services	59,634.87
Unspecified countries	TOV SEVERODONETSKHIMBUD	Building and maintenance services	109,488.17
Unspecified countries	TOV ZAPORIZHTABL	Management and admin services	1,020,000.00
Unspecified countries	TOYOTA-ASTRA MOTOR PT	Motor vehicles and parts	57,014.09
Unspecified countries	TOYOTA EAST AFRICA LIMITED	Motor vehicles and parts	70,476.00
Unspecified countries	TOYOTA EGYPT	Motor vehicles and parts	33,900.00
Unspecified countries	TOYOTA FAISALABAD MOTORS	Motor vehicles and parts	37,001.00
Unspecified countries	TOYOTA GIBRALTAR	Motor vehicles and parts	212,288.11
Unspecified countries	TOYOTA GIBRALTAR STOCKHOLDING LIMIT	Motor vehicles and parts	99,236.49
Unspecified countries	TOYOTA GIBRALTAR STOCKHOLDINGS	Domestic appliances and electronics	287,179.70
Unspecified countries	TOYOTA GIBRALTAR STOCKHOLDINGS LTD	IT and communications equipment	20,883.56
Unspecified countries	TOYOTA GIBRALTAR STOCKHOLDINGS LTD	Motor vehicles and parts	864,234.96
Unspecified countries	TOYOTA GIBRALTAR STOCKHOLDINGS LTD	Transportation, storage, mail services	3,826.58
Unspecified countries	TOYOTA GIBRALTER STOCKHOLDINGS LTD.	Motor vehicles and parts	34,024.34
Unspecified countries	TOYOTA LANKA PVT LTD	Motor vehicles and parts	101,950.00
Unspecified countries	TOYOTA PASONG TAMO, INC.	Financial and insurance services	4,747.78
Unspecified countries	TOYOTA PASONG TAMO, INC.	Manufacturing components	8,635.01
Unspecified countries	TOYOTA PASONG TAMO, INC.	Motor vehicles and parts	187,299.70
Unspecified countries	TOYOTA PASONG TAMO, INC.	Transportation, storage, mail services	4,263.11
Unspecified countries	TOYOTA UGANDA LTD	Transportation, storage, mail services	40,777.00
Unspecified countries	TPAC SUPPLY	Structures, construction components	2,001,670.69
Unspecified countries	TPAC SUPPLY	Transportation, storage, mail services	4,862.00
Unspecified countries	TRIAB D.O.O SARAJEVO	Motor vehicles and parts	46,059.44
Unspecified countries	TRIAB D.O.O SARAJEVO	Transportation, storage, mail services	1,042.19
Unspecified countries	TRIANTAFYLLIDIS EF. & SIA O.E.	Building and maintenance services	677,442.12
Unspecified countries	TRIBAL NEWS NETWORK	Musical instruments and arts and crafts	147,931.93
Unspecified countries	TRIGYN TECHNOLOGIES INC	Management and admin services	132,485.00
Unspecified countries	TRIPLE "B" FORWARDERS (GUAM), INC.	IT and communications equipment	43,749.00
Unspecified countries	TROKUT TEST DOO	Domestic appliances and electronics	115,261.47
Unspecified countries	TRUBELL MARKETING & TRADING LLC	Financial and insurance services	380.00
Unspecified countries	TRUBELL MARKETING & TRADING LLC	Manufacturing components	34,884.00
Unspecified countries	TRUBELL MARKETING & TRADING LLC	Transportation, storage, mail services	2,450.00
Unspecified countries	TURAN OGRENCI SERVISLERI	IT and communications equipment	204,832.44
Unspecified countries	TURATH AL WATAN	Domestic appliances and electronics	57,960.00
Unspecified countries	TURATH AL WATAN	Land, building and structures	75,000.00
Unspecified countries	TUSMO GENERAL TRADING CO. LTD.	Transportation, storage, mail services	1,390,400.00
Unspecified countries	TWO WAY COMMUNICATION	IT and communications equipment	58,715.00
Unspecified countries	TWO WAY COMMUNICATION	Management and admin services	58,715.00
Unspecified countries	UGANDA CO-OPERATIVE ALLIANCE LTD	Travel, food and lodging	132,000.00
Unspecified countries	UL KHAK NISAR	Management and admin services	40,500.00
Unspecified countries	ULFET PAZARLAMA VE TICARET LTD STI	Material handling machinery	309,035.00
Unspecified countries	ULFET PAZARLAMA VE TICARET LTD STI	Sports and recreational equipment	433,600.00
Unspecified countries	ULITHI FALALOP COMMUNITY ACTION PRO	IT and communications equipment	38,280.00
Unspecified countries	ULTIMATE ENGINEERING	Electrical systems components	27,254.28
Unspecified countries	ULTIMATE ENGINEERING	IT and communications equipment	36,066.13
Unspecified countries	ULTRA CARE	Domestic appliances and electronics	62,468.05
Unspecified countries	ULTRA CARE	Transportation, storage, mail services	690.20
Unspecified countries	ULTRA TEC U LTD	Electrical systems components	23,495.00
Unspecified countries	ULTRA TEC U LTD	Transportation, storage, mail services	6,762.50
Unspecified countries	UN WFP DUBAI	Motor vehicles and parts	135,455.20
Unspecified countries	UNDP	Public order and security services	39,056.00
Unspecified countries	UNDP IN VIET NAM	Travel, food and lodging	65,200.01
Unspecified countries	UNFPA	Transportation, storage, mail services	33,156.00
Unspecified countries	UNI BUSINESS CENTRE BV	Organizations and clubs	319,395.57
Unspecified countries	UNICEF	Financial and insurance services	1,925.20
Unspecified countries	UNICEF	Pharmaceuticals, contraceptives, vaccines	44,051.47
Unspecified countries	UNICEF	Transportation, storage, mail services	2,171.00
Unspecified countries	UNICEF	Travel, food and lodging	33,877.11
Unspecified countries	UNION DES SCOLAIRES NIGERIENS	IT and communications equipment	32,750.65
Unspecified countries	UNION LAND	Apparel, luggage and personal care	42,000.00
Unspecified countries	UNIT EXPORT LIMITED	IT and communications equipment	188,320.00
Unspecified countries	UNITE CONJOINTE DU FLEUVE MANO-DANA	Building and maintenance services	47,208.00
Unspecified countries	UNITE CONJOINTE DU FLEUVE MANO-TOUL	Education and training services	47,039.00

Location of supplier	Supplier name	Category description	Value (USD)
IOM continued			
Unspecified countries	UNITED FADRAI ORGANIZATION	Building and maintenance services	35,056.00
Unspecified countries	UNITED FADRAI ORGANIZATION	IT and communications equipment	49,509.00
Unspecified countries	UNITED NATIONS	Public order and security services	6,327,459.00
Unspecified countries	UNITED NATIONS CONFERENCE ON TRADE	Engineering and research services	156,600.00
Unspecified countries	UNITED NATIONS DEVELOPMENT PROGRAME	Public order and security services	73,773.31
Unspecified countries	UNITED NATIONS WORLD FOOD PROGRAMME	Public order and security services	30,098.26
Unspecified countries	UNITED NATIONS WORLD FOOD PROGRAMME	Security and safety equipment	21,301.52
Unspecified countries	UNITED NATIONS WORLD FOOD PROGRAMME	Transportation, storage, mail services	8,796.74
Unspecified countries	UNITRANSFER	Management and admin services	30,323.87
Unspecified countries	UNITRANSFER	Transportation, storage, mail services	157,555.67
Unspecified countries	UNIVERSAL GENERAL CONSTRUCTION	Building and maintenance services	87,287.92
Unspecified countries	UNIVERSIDAD AUTONOMA DEL CARIBE	Transportation, storage, mail services	30,911.50
Unspecified countries	UNIVERSIDAD DE LOS ANDES	IT and communications equipment	172,059.72
Unspecified countries	UNIVERSIDAD NACIONAL DE COLOMBIA	Transportation, storage, mail services	51,218.51
Unspecified countries	UNIVERSIDAD SAN IGNACIO DE LOYOLA	Education and training services	30,847.60
Unspecified countries	UNIVERSITY OF THE WEST INDIES CENTR	Politics and civic affairs services	50,200.00
Unspecified countries	UNIVERSITY OF THE WEST INDIES CENTR	Travel, food and lodging	194,800.00
Unspecified countries	UNOPS	Medical equipment	55,888.00
Unspecified countries	UNOPS	Transportation, storage, mail services	7,094.44
Unspecified countries	UNOPS	Travel, food and lodging	31,623.44
Unspecified countries	UNOPS UNITED NATIONS OFFICE FOR PRO	IT and communications equipment	76,500.00
Unspecified countries	URBAN INTEREST	Travel, food and lodging	96,397.04
Unspecified countries	URBANOVICH SAUKA LLONA	Management and admin services	31,735.53
Unspecified countries	UTP SRBIJA - TIS AD	Transportation, storage, mail services	36,934.27
Unspecified countries	UZMANLAR IC VE DIS TICARET LTD	Apparel, luggage and personal care	1,508,984.94
Unspecified countries	UZMANLAR IC VE DIS TICARET LTD	Domestic appliances and electronics	1,299,114.88
Unspecified countries	UZMANLAR IC VE DIS TICARET LTD	Furniture	387,518.40
Unspecified countries	UZMANLAR IC VE DIS TICARET LTD	Services industry equipment	240,669.00
Unspecified countries	UZMANLAR IC VE DIS TICARET LTD	Tools and general machinery	14,204.00
Unspecified countries	VAROLD CONCEPTS LIMITED	Domestic appliances and electronics	48,875.36
Unspecified countries	VAROLD CONCEPTS LIMITED	Transportation, storage, mail services	0.83
Unspecified countries	VBV CONSTRUCTION	Building and maintenance services	414,896.93
Unspecified countries	VECTOR ENGINEERING & SERVICES	Distribution equipment	99,618.09
Unspecified countries	VECTOR ENGINEERING & SERVICES	Electrical systems components	102,893.46
Unspecified countries	VECTOR ENGINEERING & SERVICES	IT and communications equipment	48,562.76
Unspecified countries	VECTOR ENGINEERING & SERVICES	Management and admin services	23,199.92
Unspecified countries	VERIDOS GMBH	IT and communications equipment	47,654.22
Unspecified countries	VERTEX ENGINEERING & SERVICES	Distribution equipment	66,723.48
Unspecified countries	VERTEX ENGINEERING & SERVICES	Education and training services	238.47
Unspecified countries	VERTEX ENGINEERING & SERVICES	Electrical systems components	93,704.65
Unspecified countries	VERTEX ENGINEERING & SERVICES	IT and communications equipment	68,681.05
Unspecified countries	VERTEX ENGINEERING & SERVICES	Management and admin services	16,745.02
Unspecified countries	VESTATES LIMITED	Travel, food and lodging	90,000.00
Unspecified countries	VESTERGAARD S.A.	Sports and recreational equipment	204,941.10
Unspecified countries	VEZIRI LTD.,	IT and communications equipment	41,935.54
Unspecified countries	VIA NOVA	Transportation, storage, mail services	33,341.83
Unspecified countries	VIDEO ARTS LIMITED	IT and communications equipment	35,000.00
Unspecified countries	VILA DELUX NEGOTIN DOO	Transportation, storage, mail services	223,479.59
Unspecified countries	VINTAGE TRADING	Domestic appliances and electronics	149,985.60
Unspecified countries	VINTAGE TRADING	Material handling machinery	50,028.00
Unspecified countries	VINTAGE TRADING	Structures, construction components	72,212.50
Unspecified countries	VIRGO CV	Travel, food and lodging	119,412.08
Unspecified countries	VISKA GENERAL SERVICE LIMITED	Domestic appliances and electronics	316,946.23
Unspecified countries	VISKA GENERAL SERVICE LIMITED	Transportation, storage, mail services	0.83
Unspecified countries	VITAEL EPENDITIKI ANAPTIXIAKI S.A.	Building and maintenance services	33,356.56
Unspecified countries	VITAFORM NIGERIA PLC	Furniture	45,080.83
Unspecified countries	VITAPUR NIGERIA LIMITED	Building and maintenance services	34,771.35
Unspecified countries	VLACHAKIS TH. EFSTRATIOS	Industrial cleaning services	33,117.57
Unspecified countries	VPJ LIMITED	Transportation, storage, mail services	150,000.00
Unspecified countries	WADI AL-ABYADH COMPANY FOR TRADING	IT and communications equipment	43,903.00
Unspecified countries	WADI AL-ABYADH COMPANY FOR TRADING	Public sector related services	47,036.00
Unspecified countries	WANEY ENTERPRISES COMPANY	Electrical systems components	30,839.00
Unspecified countries	WAR SURVIVORS INTITUTE	Education and training services	65,020.00
Unspecified countries	WARDI RELIEF AND DEVELOPMENT INITIA	Sports and recreational equipment	235,035.00
Unspecified countries	WATER & ENVIRONMENTAL SANITATION-SD	Building and maintenance services	113,246.08
Unspecified countries	WED AL EMAN CO.	Apparel, luggage and personal care	18,850.00
Unspecified countries	WED AL EMAN CO.	Building and maintenance services	819,919.50
Unspecified countries	WED AL EMAN CO.	Domestic appliances and electronics	13,592.00
Unspecified countries	WED AL EMAN CO.	Published products	16,862.50
Unspecified countries	WELCOME TO CONAKRY	Engineering and research services	75,233.34
Unspecified countries	WERYA COMPANY	Building and maintenance services	831,363.65
Unspecified countries	WERYA COMPANY	Transportation, storage, mail services	39,540.00
Unspecified countries	WES ELDEIN	Building and maintenance services	47,312.87
Unspecified countries	WEST ASIA-NORTH AFRICA FOR DEVELOPM	Transportation, storage, mail services	44,990.00
Unspecified countries	WEST BEOCAR DOO - BEOAUTO	Motor vehicles and parts	220,432.70
Unspecified countries	WESTERN ROCKS CONSTRUCTION CO.,LTD	Building and maintenance services	97,537.30
Unspecified countries	WFP-UNHRD	Material handling machinery	394,395.28
Unspecified countries	WFP AFGHANISTAN	Transportation, storage, mail services	30,400.00
Unspecified countries	WFP SOMALIA (SOMALIA OFF.)	Travel, food and lodging	47,025.00
Unspecified countries	WISMA D'KHANZA	Travel, food and lodging	97,804.09
Unspecified countries	WISMA HUSADA, CV.	Travel, food and lodging	30,130.42
Unspecified countries	WISMA KELUARGA CV	Travel, food and lodging	220,688.88
Unspecified countries	WISMA RAJAWALI	Travel, food and lodging	72,898.82
Unspecified countries	WOLFER PRODUCTIONS, L.L.C.	IT and communications equipment	35,900.00

Location of supplier	Supplier name	Category description	Value (USD)
IOM continued			
Unspecified countries	WOMEN'S REFUGEE COMMISSION INC	Transportation, storage, mail services	33,500.00
Unspecified countries	WOMEN AND CHILDREN RELIEF	Management and admin services	44,455.00
Unspecified countries	WONDERFOAM NIGERIA LIMITED	Furniture	42,494.23
Unspecified countries	WORLD COACH COLOMBIA	Transportation, storage, mail services	288,304.53
Unspecified countries	WORLD FOOD PROGRAMME(WFP)	IT and communications equipment	197,080.66
Unspecified countries	WORLD VISION LANKA	IT and communications equipment	312,619.53
Unspecified countries	WOTESAWA YOUNG DOMESTIC WORKERS ORG	Domestic appliances and electronics	18,600.00
Unspecified countries	WOTESAWA YOUNG DOMESTIC WORKERS ORG	Education and training services	14,400.00
Unspecified countries	WOTESAWA YOUNG DOMESTIC WORKERS ORG	Engineering and research services	1,800.00
Unspecified countries	WOTESAWA YOUNG DOMESTIC WORKERS ORG	Healthcare services	4,800.00
Unspecified countries	WOTESAWA YOUNG DOMESTIC WORKERS ORG	Transportation, storage, mail services	26,400.00
Unspecified countries	WOTESAWA YOUNG DOMESTIC WORKERS ORG	Travel, food and lodging	3,600.00
Unspecified countries	XPERIENCE CONSTRUCTION GROUP SAS	Transportation, storage, mail services	73,037.83
Unspecified countries	YA.ALI SHEHU GENERAL ENTERPRISES	Building and maintenance services	837,864.46
Unspecified countries	YAGANA MALA KACHALLA	Travel, food and lodging	31,945.33
Unspecified countries	YAMANOF ENGINEERING AND CONTRACTING	IT and communications equipment	32,720.00
Unspecified countries	YAP STATE PUBLIC SERVICE CORPORATIO	Building and maintenance services	527,102.47
Unspecified countries	YAP STATE PUBLIC SERVICE CORPORATIO	IT and communications equipment	190,426.07
Unspecified countries	YARAN CO	Domestic appliances and electronics	63,750.00
Unspecified countries	YARAN CO	Tools and general machinery	150,375.00
Unspecified countries	YASIN MOHAMED NUR	Management and admin services	35,351.01
Unspecified countries	YAYASAN BANGUNAN CEMERLANG INDONESI	Building and maintenance services	86,505.45
Unspecified countries	YAYASAN KAZETO PUTRA PERKASA	Education and training services	51,982.46
Unspecified countries	YAYASAN PENDIDIKAN CEMARA ASRI	Education and training services	37,273.60
Unspecified countries	YAYASAN QUANTUM KHATULISTIWA	Medical equipment	104,578.23
Unspecified countries	YMCA	Politics and civic affairs services	36,000.00
Unspecified countries	YONASANI B. KANYOMOZI	Travel, food and lodging	84,000.00
Unspecified countries	YOUSSOUF THIAM	Management and admin services	38,933.42
Unspecified countries	YOUTH CREATIVITY ORGANIZATION FOR	Transportation, storage, mail services	31,660.00
Unspecified countries	YOUZARSIF COMPANY	Fuels and lubricants etc.	158,240.00
Unspecified countries	YOUZARSIF COMPANY	Material handling machinery	38,700.00
Unspecified countries	YUGMA MALLA	Travel, food and lodging	31,145.07
Unspecified countries	ZAHRA TENTS INDUSTRIES PVT LTD	Land, building and structures	35,670.00
Unspecified countries	ZAHRAT AJMAN	Electrical systems components	209,100.00
Unspecified countries	ZALAN COMMUNICATIONS	IT and communications equipment	70,556.54
Unspecified countries	ZAM ZAM RESTAURANT	Medical equipment	33,384.60
Unspecified countries	ZANA GROUP	Building and maintenance services	70,710.00
Unspecified countries	ZANEEN COMPANY	Building and maintenance services	38,062.00
Unspecified countries	ZAWIETA MEDICAMENT COMPANY	Healthcare services	33,898.40
Unspecified countries	ZAWIETA MEDICAMENT COMPANY	Pharmaceuticals, contraceptives, vaccines	70,966.08
Unspecified countries	ZELAYA HERMANOS INVERSIONES DIVERSA	Motor vehicles and parts	150,000.00
Unspecified countries	ZEREGABER GENERAL TRADING	Domestic appliances and electronics	45,530.00
Unspecified countries	ZEREGABER GENERAL TRADING	Manufacturing components	35,056.00
Unspecified countries	ZEREGABER GENERAL TRADING	Structures, construction components	464,314.50
Unspecified countries	ZHENG ZHI YU / HOTEL MUTIARA	Medical equipment	15,157.93
Unspecified countries	ZHENG ZHI YU / HOTEL MUTIARA	Travel, food and lodging	18,553.96
Unspecified countries	ZIAKAS P. IKE	IT and communications equipment	121,021.29
Unspecified countries	ZIAKAS P. IKE	Transportation, storage, mail services	97,719.88
Unspecified countries	ZIAULLAH ROADS & BUILDINGS CO	Building and maintenance services	89,346.50
Unspecified countries	ZIMBABWE HUMAN RIGHTS COMMISSION	Management and admin services	50,459.13
Unspecified countries	ZIMMERMAN&ZIMMERMAN	IT and communications equipment	149,655.31
Unspecified countries	ZR D.Z. GRADITELJ	Building and maintenance services	61,299.74
Unspecified countries	ZWE CONSTRUCTION CO.,LTD	Building and maintenance services	97,827.60
ITC			
Austria	AMEX EXPORT-IMPORT GMBH	Laboratory and testing equipment	67,176.77
Belgium	PHRENOS SPRL	Management and admin services	42,544.38
Burkina Faso	TECHNO POWER SURL	Travel, food and lodging	36,345.00
China	HYATT REGENCY CHANGCHUN	Travel, food and lodging	35,638.42
France	AXA CORPORATE SOLUTIONS ASSURANCE S	Financial and insurance services	37,397.54
France	EBSCO INFORMATION SERVICES	Public sector related services	37,235.87
France	MESSE FRANKFURT FRANCE S.A.S	Travel, food and lodging	59,009.33
Gambia	NATIONAL ASSOCIATION OF COOPERATIVE	Management and admin services	92,836.76
Gibraltar	TOYOTA (GIBRALTAR) STOCKHOLDINGS LI	Motor vehicles and parts	75,997.09
India	EUCLID INFOTECH PRIVATE LIMITED	Public sector related services	59,326.00
India	INDIAN INSTITUTE OF FOREIGN TRADE	Management and admin services	239,622.00
Ireland	MICROSOFT IRELAND OPERATIONS LIMITED	IT and communications equipment	206,881.84
Japan	NISSAN TRADING CO. LTD.	Motor vehicles and parts	116,567.30
Japan	SECRETARIAT OF JFW-INTERNATIONAL FA	Travel, food and lodging	31,051.99
Japan	UBM JAPAN CO.LTD	Travel, food and lodging	30,894.88
Kenya	KUZA BIASHARA LIMITED	Education and training services	44,500.00
Malta	DIPLOFOUNDATION	Education and training services	34,410.84
Morocco	QUICKTECH SARL	Engineering and research services	30,200.00
Netherlands	STICHTING DIENST LANDBOUWKUNDIG ONDERZ(	Management and admin services	75,215.58
Switzerland	BISNODE D&B SCHWEIZ AG	Engineering and research services	38,022.39
Switzerland	CANON (SCHWEIZ) AG	Management and admin services	245,098.58
Switzerland	CARLSON WAGONLIT TRAVEL (SWITZERLAND)	Travel, food and lodging	3,599,092.67
Switzerland	DANOFFICE IT SA	IT and communications equipment	44,678.00
Switzerland	DAREST INFORMATIC SA (SWITZERLAND	IT and communications equipment	102,558.93
Switzerland	DHL LOGISTICS (SCHWEIZ) AG	Engineering and research services	34,059.81
Switzerland	FONDATION DES IMMEUBLES POUR LES	Management and admin services	1,058,704.39
Switzerland	FORSCHUNGSINSTITUT FUR BIOLOGISCHEN	Management and admin services	100,100.10
Switzerland	HEWLETT-PACKARD (SCHWEIZ) GMBH	IT and communications equipment	217,850.53
Switzerland	INTERNATIONAL COMPUTING CENTRE	Engineering and research services	465,900.00
Switzerland	REYMOND DECORATION SA	Building and maintenance services	40,000.00

Location of supplier	Supplier name	Category description	Value (USD)
ITC continued			
Switzerland	ROMANDE ENERGIE COMMERCE SA	Public sector related services	48,780.49
Switzerland	SAS INSTITUTE AG	IT and communications equipment	30,053.21
Switzerland	SERVICES INDUSTRIELS DE GENÈVE	Public sector related services	135,649.80
Switzerland	SOFTWAREONE AG	Published products	48,510.36
Switzerland	SUNRISE COMMUNICATIONS SA	IT and communications equipment	87,639.02
Switzerland	SUNRISE COMMUNICATIONS SA	Public sector related services	50,050.05
Switzerland	SWISSCOM (SWITZERLAND) LTD	Public sector related services	110,110.11
Switzerland	THOMSON REUTERS (MARKETS) SA	Public sector related services	50,243.90
Switzerland	TOPNET SA	Industrial cleaning services	267,285.85
Switzerland	XEROX AG	Management and admin services	115,853.66
Thailand	PACIFIC ASIA TRAVEL ASSOCIATION	Travel, food and lodging	40,835.00
Trinidad and Tobago	CARIBBEAN AGRICULTURAL RESEARCH AND	Management and admin services	786,087.50
Tunisia	MEDIANET SARL	Engineering and research services	45,959.70
Uganda	SPEKE RESORT MUNYONYO	Travel, food and lodging	63,490.00
United Kingdom of Great Britain and Northern Ireland	ASCENTIAL EVENTS LTD	Travel, food and lodging	30,010.95
United Kingdom of Great Britain and Northern Ireland	INFORMA UK LTD.	Travel, food and lodging	32,033.90
United Kingdom of Great Britain and Northern Ireland	REED EXHIBITIONS LTD	Management and admin services	55,294.04
United Republic of Tanzania	HODI HOTEL MANAGEMENT COMPANY LIMIT	Travel, food and lodging	40,479.50
United Republic of Tanzania	UNDP-TANZANIA	Management and admin services	31,561.16
United States of America	DUKE UNIVERSITY	Financial and insurance services	50,000.00
United States of America	FORCIER CONSULTING LLC	Engineering and research services	41,395.00
United States of America	SERVERSIDE INC.	Engineering and research services	47,532.00
United States of America	UNDP-HQ	Management and admin services	46,176.00
ITU			
Argentina	ALVEAR PALACE HOTEL SAI	Management and admin services	104,904.98
Australia	TYPEFI SYSTEMS PTY LTD	Building and maintenance services	38,209.52
Belgium	CIGNA INTERNATIONAL HEALTH SERVICES	Financial and insurance services	19,587,295.76
Brazil	ADVISIA CONSULTORIA DE GESTÃO	Management and admin services	2,543,213.01
China	CHINA SATELLITE APPLICATION INDUSTRY	Unspecified services	135,243.41
China	HUAWEI INTERNATIONAL CO. LIMITED	IT and communications equipment	793,512.92
China	POSTS AND TELECOMMUNICATIONS PRESS	Unspecified services	34,171.10
Denmark	C.F. MOLLER DENMARK A/S	Unspecified services	52,738.34
France	ARKHÊNUM	Unspecified services	45,178.02
France	ROMAIN ECORCHARD	Unspecified services	42,596.35
Germany	ACTIAN GERMANY GMBH	IT and communications equipment	107,737.34
Germany	IT CUBE SYSTEMS GMBH	IT and communications equipment	51,045.59
India	DATAMATICS GLOBAL SERVICES LTD.	Unspecified services	101,419.88
Ireland	MICROSOFT IRELAND OPERATIONS LTD	IT and communications equipment	350,154.85
Italy	UNITED NATIONS SYSTEM STAFF COLLEGE	Education and training services	59,513.47
Luxembourg	IMPRIMERIE CENTRALE SA.	Office equipment	129,254.56
Portugal	ROFF SUISSE SARL	Unspecified services	91,277.89
Republic of Korea	BUSAN EXHIBITION AND CONVENTION	Building and maintenance services	277,466.53
Republic of Korea	BUSAN LOTTE HOTEL	Sports and recreational equipment	1,895.53
Republic of Korea	BUSAN LOTTE HOTEL	Travel, food and lodging	46,723.50
Russian Federation	INTERDIALECT+	Unspecified services	34,920.69
Spain	EVERIS SPAIN SLU	Unspecified services	34,292.09
Spain	SOLIDQ	Unspecified services	48,962.47
Switzerland	AB JARDIN SARL	Building and maintenance services	46,399.59
Switzerland	AGEDA COMMUNICATION SARL	Engineering and research services	648,418.05
Switzerland	ASCENSEURS SCHINDLER SA	Building and maintenance services	34,021.30
Switzerland	ASCENSEURS SCHINDLER SA	Unspecified services	116,767.34
Switzerland	AXA VERSICHERUNGEN AG	Financial and insurance services	112,237.12
Switzerland	BELL SWITZERLAND SA	Education and training services	96,348.88
Switzerland	CHRISTIAN DUPRAZ ARCHITECTE SARL	Unspecified services	62,880.32
Switzerland	CWT BEHEERMAATSCHAPPIJ BV	Unspecified services	3,732,563.62
Switzerland	DELL SA	Engineering and research services	2,077.08
Switzerland	DELL SA	IT and communications equipment	409,418.86
Switzerland	DELL SA	Unspecified goods	8,359.03
Switzerland	DELL SA	Unspecified services	2,592.29
Switzerland	DURIG AG	Unspecified services	32,454.36
Switzerland	FEDEX EXPRESS SWITZERLAND SARL	Transportation, storage, mail services	33,860.14
Switzerland	FELIX CONSTRUCTIONS SA	Building and maintenance services	77,839.76
Switzerland	FIPOI	Public sector related services	398,313.69
Switzerland	FIPOI	Unspecified services	1,607,561.26
Switzerland	FONDATION DES PARKINGS	Transportation, storage, mail services	603,813.39
Switzerland	MICROSOFT SWITZERLAND LTD LIAB.CO.	IT and communications equipment	45,479.35
Switzerland	MINO SA	Building and construction machinery	32,251.52
Switzerland	MTF QUADRA	IT and communications equipment	35,967.55
Switzerland	NOVAE RESTAURATION SA	Travel, food and lodging	56,998.07
Switzerland	ONET (SUISSE) S.A.	Building and maintenance services	55,780.93
Switzerland	ROMANDE ENERGIE COMMERCE SA	Public sector related services	503,573.99
Switzerland	SAP(SUISSE) SE	IT and communications equipment	450,961.46
Switzerland	SCHAERER AG	Structures, construction components	30,898.83
Switzerland	SCHAERER AG	Unspecified goods	428.09
Switzerland	SCHENKER-BTL SA	Transportation, storage, mail services	33,610.55
Switzerland	SIEMENS SUISSE SA	Building and maintenance services	145,030.43
Switzerland	SPIE ICS AG (SPIE ICS SA, SPIE ICS	Engineering and research services	107,505.07
Switzerland	STANLEY SECURITY SWITZERLAND SARL	Management and admin services	47,445.03
Switzerland	SUNRISE	Engineering and research services	43,326.57
Switzerland	SWISSCOM (SUISSE) SA	IT and communications equipment	135,163.77
Switzerland	SWISSCOM (SUISSE) SA	Unspecified services	5,031.87
Switzerland	TOPNET SA (GE)	Building and maintenance services	258,125.46
Switzerland	TOPNET SA (GE)	Industrial cleaning services	663,286.00
Switzerland	WORLD HEALTH ORGANISATION	Unspecified services	1,209,638.04

Location of supplier	Supplier name	Category description	Value (USD)
ITU continued			
Switzerland	XEROX AG	Unspecified services	375,253.55
Thailand	MONEY CRAFT LIMITED PARTNERSHIP	Management and admin services	57,760.90
United Kingdom of Great Britain and Northern Ireland	CORNERSTONE ON DEMAND, LTD	IT and communications equipment	51,372.21
United Kingdom of Great Britain and Northern Ireland	CORNERSTONE ON DEMAND, LTD	Management and admin services	89,056.80
United Kingdom of Great Britain and Northern Ireland	FILMTEK LIMITED	Building and maintenance services	213,107.99
United Kingdom of Great Britain and Northern Ireland	KABLE BUSINESS INTELLIGENCE LTD.	Management and admin services	56,882.49
United Kingdom of Great Britain and Northern Ireland	SPECIAL CONTINGENCY RISKS LIMITED	Financial and insurance services	343,584.18
United States of America	ERIC WHITE	Unspecified services	34,993.91
United States of America	KING COLE AUDIO VISUAL SERVICE INC.	Management and admin services	36,129.63
United States of America	PLANSON INTERNATIONAL CORPORATION	IT and communications equipment	65,629.82
United States of America	UN GENERAL FUND ACCOUNT	Management and admin services	35,543.43
United States of America	UN GENERAL FUND ACCOUNT	Published products	61,115.28
United States of America	UNITED NATIONS	Unspecified services	383,235.10
United States of America	UNITED NATIONS DEVELOPMENT	Unspecified services	99,779.33
Zambia	BRICK-WORLD ZAMBIA LIMITED	IT and communications equipment	39,431.56
OPCW			
Australia	DEFENCE SCIENCE & TECHNOLOGY GROUP	Education and training services	33,670.03
Belgium	DEFENCE LABORATTORIES DEPARTMENT (DLD)	Healthcare services	30,303.03
Belgium	VANBREDA INTERNATIONAL	Financial and insurance services	30,875.42
Canada	INTERNATIONAL CIVIL AVIATION ORG. (ICAO)	Management and admin services	123,020.00
Denmark	UNOPS	Management and admin services	78,681.26
Denmark	UNOPS	Security and safety equipment	28,058.36
Finland	VERIFIN FINISH INSTITUTE VERIFICATION OF CWC	Education and training services	106,621.77
Finland	VERIFIN FINISH INSTITUTE VERIFICATION OF CWC	Healthcare services	124,579.12
France	PROENGIN	Security and safety equipment	46,464.65
France	PROENGIN	Transportation, storage, mail services	280.58
France	TALENTSOFT S.A.	IT and communications equipment	270,344.56
Germany	BLÜCHER GMBH	Security and safety equipment	50,680.13
Germany	BUNDESWEHR DIENSTLEISTUNGSZENTRUM	Education and training services	33,670.03
Germany	CARL ROTH GMBH & CO. KG	Laboratory and testing equipment	38,787.88
Germany	DR NEUMANN ELEKTRONIK GMBH	Laboratory and testing equipment	42,814.81
Germany	GEKA MBH	Domestic appliances and electronics	38,049.52
Germany	WESTERNACHER BUSINESS MANAGEMENT CONSU	Management and admin services	38,461.50
India	TECH MAHINDRA LTD	Engineering and research services	22,636.36
India	TECH MAHINDRA LTD	IT and communications equipment	119,384.96
Ireland	MICROSOFT IRELAND OPERATIONS LTD	IT and communications equipment	111,577.10
Netherlands	AESTATE BV	Management and admin services	33,108.87
Netherlands	ARBOR MEDIA BV	Engineering and research services	30,468.01
Netherlands	BAVAK BEVEILIGINGSGROEP BV	Security and safety equipment	44,893.38
Netherlands	BIS BEDRIJFSINFORMATIE SYSTEMEN BV	Building and maintenance services	1,197.54
Netherlands	BIS BEDRIJFSINFORMATIE SYSTEMEN BV	Engineering and research services	117.85
Netherlands	BIS BEDRIJFSINFORMATIE SYSTEMEN BV	IT and communications equipment	26,459.23
Netherlands	BIS BEDRIJFSINFORMATIE SYSTEMEN BV	Laboratory and testing equipment	22.24
Netherlands	BIS BEDRIJFSINFORMATIE SYSTEMEN BV	Manufacturing components	6,434.34
Netherlands	CAMFIL BV	Distribution equipment	51,627.38
Netherlands	CEGELEC BUILDING SOLUTIONS (VINCI FACILITIES	Electrical systems components	39,562.29
Netherlands	COMSOFT DIRECT BV	Engineering and research services	38,619.64
Netherlands	COURT GARDEN HOTEL - ECODESIGNED	Travel, food and lodging	67,340.07
Netherlands	DASSAULT SYSTEMES B.V.(QUINTIQ APPLICATION	Management and admin services	35,774.41
Netherlands	DEARBYTES B.V. (MEDUSOFT B.V.)	Engineering and research services	53,544.33
Netherlands	DET NORSKE VERITAS B.V. (DNV-GL)	Management and admin services	51,353.54
Netherlands	DG PROJECTS B.V.	Transportation, storage, mail services	201,951.74
Netherlands	DRAGER NEDERLAND BV	Building and maintenance services	38,720.54
Netherlands	ENECO SERVICES BV	Public sector related services	155,764.31
Netherlands	F.C. DE NES	Management and admin services	116,552.63
Netherlands	FISHER SCIENTIFIC	Laboratory and testing equipment	38,787.88
Netherlands	G4S SECURITY SERVICES B.V.	Medical equipment	6,397.31
Netherlands	G4S SECURITY SERVICES B.V.	Public order and security services	29,068.46
Netherlands	GARTNER NEDERLAND BV	Management and admin services	114,489.34
Netherlands	GOM SCHOONHOUDEN B.V.	Industrial cleaning services	321,470.20
Netherlands	HOTZONE SOLUTIONS B.V.	Management and admin services	36,475.87
Netherlands	HRH NL 1 B.V.	Management and admin services	3,310,886.64
Netherlands	ILIONX SOFTWARE SOLUTIONS BV	Management and admin services	42,478.65
Netherlands	INFOR (NEDERLAND) B.V	Engineering and research services	184,333.63
Netherlands	INSTITUTE FOR INT. CRIMINAL INVESTIGATIONS	Education and training services	39,109.85
Netherlands	ISS CLEANING SERVICES	Industrial cleaning services	159,070.65
Netherlands	JOINT ANALYTICAL SYSTEMS BENELUX BV	Laboratory and testing equipment	127,158.25
Netherlands	JSB NEDERLAND (JOINT ANALYTICAL SYSTEMS BEN	Engineering and research services	55,768.52
Netherlands	JSB NEDERLAND (JOINT ANALYTICAL SYSTEMS BEN	Laboratory and testing equipment	381,762.07
Netherlands	JSB NEDERLAND (JOINT ANALYTICAL SYSTEMS BEN	Transportation, storage, mail services	13,468.01
Netherlands	KPN B.V	Public sector related services	39,281.71
Netherlands	KYZO INTERIEUR & EXTERIEUR BEPLANTIG	Building and maintenance services	87,317.62
Netherlands	MAIN ENERGY B.V.	Public sector related services	136,756.45
Netherlands	NETWORK INNOVATIONS SERVICES B.V	Building and maintenance services	48,341.19
Netherlands	PROCARE BV	Laboratory and testing equipment	83,052.75
Netherlands	RAE BENELUX BV-PROTECTTIE DOOR DETECTIE	Laboratory and testing equipment	652.08
Netherlands	RAE BENELUX BV-PROTECTTIE DOOR DETECTIE	Security and safety equipment	74,363.36
Netherlands	RHENUS AIR B.V. - LOGISTICS	Transportation, storage, mail services	35,294.57
Netherlands	RICOH NEDERLAND BV	Building and maintenance services	1,717.17
Netherlands	RICOH NEDERLAND BV	Education and training services	1,116.72
Netherlands	RICOH NEDERLAND BV	Engineering and research services	69,400.11
Netherlands	RICOH NEDERLAND BV	IT and communications equipment	2,787.88
Netherlands	RICOH NEDERLAND BV	Management and admin services	97,626.40
Netherlands	RICOH NEDERLAND BV	Transportation, storage, mail services	484.85

Location of supplier	Supplier name	Category description	Value (USD)
OPCW continued			
Netherlands	RIGHT MANAGEMENT CONSULTANTS	Management and admin services	33,670.03
Netherlands	SETMOVISION B.V.	Education and training services	6,958.47
Netherlands	SETMOVISION B.V.	Medical equipment	88,945.01
Netherlands	SETMOVISION B.V.	Transportation, storage, mail services	3,367.00
Netherlands	STANLEY SECURITY B.V.	Security and safety equipment	231,053.64
Netherlands	STEDIN NETBEHEER B. V. - STEDIN.NET	Public sector related services	63,973.06
Netherlands	TELINDUS-ISIT BV	Engineering and research services	50,358.41
Netherlands	TELINDUS-ISIT BV	Management and admin services	21,548.82
Netherlands	TELINDUS-ISIT BV	Transportation, storage, mail services	2,262.63
Netherlands	THERMO FISHER SCIENTIFIC BV	Laboratory and testing equipment	476,936.03
Netherlands	UNI BUSINESS CENTRE BV	IT and communications equipment	37,523.22
Netherlands	UNISYS NEDERLAND N.V.	Engineering and research services	90,763.89
Netherlands	VODAFONE BV	Public sector related services	341,269.58
Netherlands	WESTFALEN GASSEN NEDERLAND BV	Laboratory and testing equipment	77,441.08
Netherlands	WORLD FORUM - HOSTING THE WORLD (GL EVEN	Management and admin services	591,444.52
Romania	ROM TECH SRL	IT and communications equipment	39,281.71
Romania	ROM TECH SRL	Politics and civic affairs services	7,856.34
Romania	ROM TECH SRL	Transportation, storage, mail services	370.37
Singapore	DSO NATIONAL LABORATORIES	Laboratory and testing equipment	44,893.38
South Africa	PROTECHNIK LABORATORIES	Education and training services	93,321.54
Sweden	SWEDISH DEFENCE RESEARCH AGENCY, FOI	Education and training services	94,276.09
Sweden	SWEDISH DEFENCE RESEARCH AGENCY, FOI	Healthcare services	70,707.07
Switzerland	CRYPTO AG	IT and communications equipment	44,893.38
Switzerland	CRYPTO AG	Transportation, storage, mail services	852.97
Switzerland	INTERNATIONAL LABOUR OFFICE - GENEVA	Management and admin services	35,681.82
Switzerland	UNITED NATIONS INTERNATIONAL COMPUTING C	Building and maintenance services	64,673.19
Switzerland	UNITED NATIONS INTERNATIONAL COMPUTING C	Engineering and research services	170,350.66
Switzerland	UNITED NATIONS INTERNATIONAL COMPUTING C	IT and communications equipment	94,476.42
Switzerland	UNITED NATIONS INTERNATIONAL COMPUTING C	Management and admin services	66,653.27
United Kingdom of Great Britain and Northern Ireland	CORNERSTONE ONDEMAND	IT and communications equipment	42,648.71
United Kingdom of Great Britain and Northern Ireland	HAZMATLINK LTD	Laboratory and testing equipment	120,533.11
United Kingdom of Great Britain and Northern Ireland	HAZMATLINK LTD	Security and safety equipment	61,548.82
United Kingdom of Great Britain and Northern Ireland	HAZMATLINK LTD	Transportation, storage, mail services	84.18
United Kingdom of Great Britain and Northern Ireland	IHS GLOBAL INC. (SRI CONSULTING)	Published products	80,238.16
United Kingdom of Great Britain and Northern Ireland	NATIONAL AUDIT OFFICE	Financial and insurance services	117,845.12
United Kingdom of Great Britain and Northern Ireland	SPECIAL CONTIGENCY RISKS LIMITED	Financial and insurance services	44,893.38
United Kingdom of Great Britain and Northern Ireland	THE ORIGINAL SOFTWARE GROUP LTD	Education and training services	26,812.57
United Kingdom of Great Britain and Northern Ireland	THE ORIGINAL SOFTWARE GROUP LTD	Engineering and research services	36,510.66
United Kingdom of Great Britain and Northern Ireland	THE ORIGINAL SOFTWARE GROUP LTD	IT and communications equipment	110,336.70
United Kingdom of Great Britain and Northern Ireland	TITAN AIRWAYS LTD	Transportation, storage, mail services	149,264.87
United Kingdom of Great Britain and Northern Ireland	UNIT4 BUSINESS SOFTWARE B.V	Engineering and research services	334,820.43
United Kingdom of Great Britain and Northern Ireland	UNIT4 BUSINESS SOFTWARE B.V	IT and communications equipment	2,067,732.88
United Kingdom of Great Britain and Northern Ireland	UNIVERSITY OF SURREY	Education and training services	183,859.54
United Kingdom of Great Britain and Northern Ireland	WHERESCAPE EUROPE LIMITED	IT and communications equipment	38,159.37
United States of America	UNITED NATIONS DEPARTMENT OF SAFETY & SEC	Public order and security services	35,227.27
PAHO			
Antigua and Barbuda	UNSPECIFIED VENDOR	Motor vehicles and parts	200,986.36
Argentina	UNSPECIFIED VENDOR	Building and maintenance services	30,816.11
Argentina	UNSPECIFIED VENDOR	Engineering and research services	33,743.98
Argentina	UNSPECIFIED VENDOR	Financial and insurance services	2,004.02
Argentina	UNSPECIFIED VENDOR	IT and communications equipment	60,308.99
Argentina	UNSPECIFIED VENDOR	Management and admin services	551,997.31
Argentina	UNSPECIFIED VENDOR	Medical equipment	99,940.00
Argentina	UNSPECIFIED VENDOR	Pharmaceuticals, contraceptives, vaccines	836,562.50
Argentina	UNSPECIFIED VENDOR	Published products	204,158.04
Argentina	UNSPECIFIED VENDOR	Transportation, storage, mail services	44,129.50
Argentina	UNSPECIFIED VENDOR	Travel, food and lodging	25,836.84
Austria	UNSPECIFIED VENDOR	Laboratory and testing equipment	37,198.50
Austria	UNSPECIFIED VENDOR	Medical equipment	27,958.50
Austria	UNSPECIFIED VENDOR	Politics and civic affairs services	188,863.69
Austria	UNSPECIFIED VENDOR	Transportation, storage, mail services	41,522.48
Bahamas	UNSPECIFIED VENDOR	Engineering and research services	59,400.00
Bahamas	UNSPECIFIED VENDOR	Management and admin services	59,400.00
Bahamas	UNSPECIFIED VENDOR	Travel, food and lodging	23,760.00
Barbados	UNSPECIFIED VENDOR	Education and training services	360,000.00
Barbados	UNSPECIFIED VENDOR	Engineering and research services	974,500.00
Barbados	UNSPECIFIED VENDOR	Healthcare services	31,631.27
Barbados	UNSPECIFIED VENDOR	IT and communications equipment	84,567.65
Barbados	UNSPECIFIED VENDOR	Management and admin services	469,200.00
Barbados	UNSPECIFIED VENDOR	Motor vehicles and parts	78,992.52
Barbados	UNSPECIFIED VENDOR	Office equipment	175,794.33
Barbados	UNSPECIFIED VENDOR	Pharmaceuticals, contraceptives, vaccines	220,406.71
Barbados	UNSPECIFIED VENDOR	Public order and security services	141,528.75
Barbados	UNSPECIFIED VENDOR	Public sector related services	139,500.00
Barbados	UNSPECIFIED VENDOR	Transportation, storage, mail services	19,731.83
Barbados	UNSPECIFIED VENDOR	Travel, food and lodging	1,910,225.16
Belgium	UNSPECIFIED VENDOR	Financial and insurance services	52,770.00
Belgium	UNSPECIFIED VENDOR	Pharmaceuticals, contraceptives, vaccines	134,157,701.10
Belgium	UNSPECIFIED VENDOR	Transportation, storage, mail services	2,495,595.65
Belize	UNSPECIFIED VENDOR	Transportation, storage, mail services	6,346.37
Belize	UNSPECIFIED VENDOR	Travel, food and lodging	87,933.29
Bolivia (Plurinational State of)	UNSPECIFIED VENDOR	Editorial, design, graphic services	178,585.92
Bolivia (Plurinational State of)	UNSPECIFIED VENDOR	IT and communications equipment	38,985.58
Bolivia (Plurinational State of)	UNSPECIFIED VENDOR	Management and admin services	142,076.88

Location of supplier	Supplier name	Category description	Value (USD)
PAHO continued			
Bolivia (Plurinational State of)	UNSPECIFIED VENDOR	Motor vehicles and parts	41,196.00
Brazil	UNSPECIFIED VENDOR	Building and maintenance services	456,028.95
Brazil	UNSPECIFIED VENDOR	Editorial, design, graphic services	40,439,917.24
Brazil	UNSPECIFIED VENDOR	Education and training services	243,210.54
Brazil	UNSPECIFIED VENDOR	Engineering and research services	2,658,866.58
Brazil	UNSPECIFIED VENDOR	Financial and insurance services	70,555.71
Brazil	UNSPECIFIED VENDOR	Furniture	55,375.09
Brazil	UNSPECIFIED VENDOR	Healthcare services	1,943,616.65
Brazil	UNSPECIFIED VENDOR	Industrial cleaning services	143,752.56
Brazil	UNSPECIFIED VENDOR	IT and communications equipment	107,850.38
Brazil	UNSPECIFIED VENDOR	Laboratory and testing equipment	176,320.83
Brazil	UNSPECIFIED VENDOR	Management and admin services	16,973,102.23
Brazil	UNSPECIFIED VENDOR	Manufacturing components	110,554.53
Brazil	UNSPECIFIED VENDOR	Office equipment	237,871.02
Brazil	UNSPECIFIED VENDOR	Pharmaceuticals, contraceptives, vaccines	479,275.15
Brazil	UNSPECIFIED VENDOR	Public order and security services	129,355.77
Brazil	UNSPECIFIED VENDOR	Public sector related services	87,306.66
Brazil	UNSPECIFIED VENDOR	Transportation, storage, mail services	813,068.19
Brazil	UNSPECIFIED VENDOR	Travel, food and lodging	21,405,719.87
British Virgin Islands	UNSPECIFIED VENDOR	Building and maintenance services	292,607.78
British Virgin Islands	UNSPECIFIED VENDOR	Motor vehicles and parts	30,000.00
British Virgin Islands	UNSPECIFIED VENDOR	Travel, food and lodging	62,400.00
Canada	UNSPECIFIED VENDOR	Editorial, design, graphic services	40,500.00
Canada	UNSPECIFIED VENDOR	Engineering and research services	104,160.00
Canada	UNSPECIFIED VENDOR	Financial and insurance services	57,667.00
Canada	UNSPECIFIED VENDOR	Healthcare services	143,293.81
Canada	UNSPECIFIED VENDOR	Management and admin services	694,920.00
Canada	UNSPECIFIED VENDOR	Office equipment	142,058.66
Canada	UNSPECIFIED VENDOR	Pharmaceuticals, contraceptives, vaccines	625,708.20
Canada	UNSPECIFIED VENDOR	Transportation, storage, mail services	54,945.00
Chile	UNSPECIFIED VENDOR	Education and training services	30,000.00
Chile	UNSPECIFIED VENDOR	Engineering and research services	225,296.50
Chile	UNSPECIFIED VENDOR	Financial and insurance services	74,629.95
Chile	UNSPECIFIED VENDOR	Management and admin services	355,309.91
Chile	UNSPECIFIED VENDOR	Travel, food and lodging	40,090.67
China	UNSPECIFIED VENDOR	Financial and insurance services	206.00
China	UNSPECIFIED VENDOR	Material handling machinery	177,750.00
China	UNSPECIFIED VENDOR	Medical equipment	58,954.80
China	UNSPECIFIED VENDOR	Pharmaceuticals, contraceptives, vaccines	36,531.00
China	UNSPECIFIED VENDOR	Transportation, storage, mail services	56,716.00
Colombia	UNSPECIFIED VENDOR	Editorial, design, graphic services	32,000.00
Colombia	UNSPECIFIED VENDOR	Healthcare services	50,100.00
Colombia	UNSPECIFIED VENDOR	Management and admin services	1,705,240.15
Colombia	UNSPECIFIED VENDOR	Mining, oil and gas services	44,531.71
Colombia	UNSPECIFIED VENDOR	Pharmaceuticals, contraceptives, vaccines	3,570,219.42
Colombia	UNSPECIFIED VENDOR	Transportation, storage, mail services	333,160.30
Colombia	UNSPECIFIED VENDOR	Travel, food and lodging	1,114,593.95
Costa Rica	UNSPECIFIED VENDOR	Building and maintenance services	89,836.92
Costa Rica	UNSPECIFIED VENDOR	Editorial, design, graphic services	120,750.00
Costa Rica	UNSPECIFIED VENDOR	Medical equipment	- 23,487.53
Costa Rica	UNSPECIFIED VENDOR	Motor vehicles and parts	75,759.78
Costa Rica	UNSPECIFIED VENDOR	Travel, food and lodging	33,217.98
Cuba	UNSPECIFIED VENDOR	Engineering and research services	49,742.64
Cuba	UNSPECIFIED VENDOR	Financial and insurance services	624.75
Cuba	UNSPECIFIED VENDOR	Healthcare services	285,444.00
Cuba	UNSPECIFIED VENDOR	IT and communications equipment	29,127.60
Cuba	UNSPECIFIED VENDOR	Laboratory and testing equipment	73,987.00
Cuba	UNSPECIFIED VENDOR	Office equipment	44,646.17
Cuba	UNSPECIFIED VENDOR	Transportation, storage, mail services	53,526.58
Cuba	UNSPECIFIED VENDOR	Travel, food and lodging	379,089.51
Denmark	UNSPECIFIED VENDOR	Domestic appliances and electronics	7,178.10
Denmark	UNSPECIFIED VENDOR	Engineering and research services	390.00
Denmark	UNSPECIFIED VENDOR	Financial and insurance services	6,713.65
Denmark	UNSPECIFIED VENDOR	IT and communications equipment	401,509.10
Denmark	UNSPECIFIED VENDOR	Manufacturing components	44,374.00
Denmark	UNSPECIFIED VENDOR	Material handling machinery	104,235.81
Denmark	UNSPECIFIED VENDOR	Pharmaceuticals, contraceptives, vaccines	6,747,617.00
Denmark	UNSPECIFIED VENDOR	Transportation, storage, mail services	793,805.50
Dominica	UNSPECIFIED VENDOR	Building and maintenance services	1,153,817.48
Dominican Republic	UNSPECIFIED VENDOR	Chemicals	3,132.75
Dominican Republic	UNSPECIFIED VENDOR	Editorial, design, graphic services	85,119.14
Dominican Republic	UNSPECIFIED VENDOR	Financial and insurance services	7,212.80
Dominican Republic	UNSPECIFIED VENDOR	IT and communications equipment	113,075.00
Dominican Republic	UNSPECIFIED VENDOR	Laboratory and testing equipment	28,700.81
Dominican Republic	UNSPECIFIED VENDOR	Management and admin services	4,099.15
Dominican Republic	UNSPECIFIED VENDOR	Medical equipment	91,435.00
Dominican Republic	UNSPECIFIED VENDOR	Motor vehicles and parts	43,351.68
Dominican Republic	UNSPECIFIED VENDOR	Office equipment	24,260.00
Dominican Republic	UNSPECIFIED VENDOR	Transportation, storage, mail services	42,042.00
Dominican Republic	UNSPECIFIED VENDOR	Travel, food and lodging	174,416.74
Ecuador	UNSPECIFIED VENDOR	Building and maintenance services	683,005.81
Ecuador	UNSPECIFIED VENDOR	Engineering and research services	35,212.32
Ecuador	UNSPECIFIED VENDOR	Healthcare services	475,992.26
Ecuador	UNSPECIFIED VENDOR	Management and admin services	255,946.71

Location of supplier	Supplier name	Category description	Value (USD)
PAHO continued			
Ecuador	UNSPECIFIED VENDOR	Transportation, storage, mail services	59,280.00
Ecuador	UNSPECIFIED VENDOR	Travel, food and lodging	195,663.66
El Salvador	UNSPECIFIED VENDOR	Engineering and research services	11,124.00
El Salvador	UNSPECIFIED VENDOR	Industrial cleaning services	20,015.04
El Salvador	UNSPECIFIED VENDOR	Laboratory and testing equipment	50,000.00
El Salvador	UNSPECIFIED VENDOR	Management and admin services	120,332.52
El Salvador	UNSPECIFIED VENDOR	Printing, photo and AV equipment	44,341.00
El Salvador	UNSPECIFIED VENDOR	Public order and security services	16,686.00
El Salvador	UNSPECIFIED VENDOR	Transportation, storage, mail services	5,562.00
El Salvador	UNSPECIFIED VENDOR	Travel, food and lodging	33,372.00
France	UNSPECIFIED VENDOR	Building and maintenance services	17,424.00
France	UNSPECIFIED VENDOR	Chemicals	46,906.00
France	UNSPECIFIED VENDOR	Financial and insurance services	261,556.66
France	UNSPECIFIED VENDOR	Financial instruments products	33,000.00
France	UNSPECIFIED VENDOR	Healthcare services	15,151,995.00
France	UNSPECIFIED VENDOR	Laboratory and testing equipment	821,660.98
France	UNSPECIFIED VENDOR	Pharmaceuticals, contraceptives, vaccines	99,072,262.90
France	UNSPECIFIED VENDOR	Transportation, storage, mail services	3,140,883.02
French Guiana	UNSPECIFIED VENDOR	Laboratory and testing equipment	31,601.30
French Guiana	UNSPECIFIED VENDOR	Transportation, storage, mail services	12,289.69
Germany	UNSPECIFIED VENDOR	Financial and insurance services	18,589.56
Germany	UNSPECIFIED VENDOR	Healthcare services	584,595.00
Germany	UNSPECIFIED VENDOR	Medical equipment	2,589,795.60
Germany	UNSPECIFIED VENDOR	Transportation, storage, mail services	990,687.00
Grenada	UNSPECIFIED VENDOR	Building and maintenance services	2,986,875.76
Grenada	UNSPECIFIED VENDOR	Engineering and research services	60,000.00
Grenada	UNSPECIFIED VENDOR	Travel, food and lodging	244,217.67
Guatemala	UNSPECIFIED VENDOR	Apparel, luggage and personal care	31,999.48
Guatemala	UNSPECIFIED VENDOR	Chemicals	156,887.03
Guatemala	UNSPECIFIED VENDOR	Editorial, design, graphic services	35,519.30
Guatemala	UNSPECIFIED VENDOR	Education and training services	32,538.80
Guatemala	UNSPECIFIED VENDOR	Industrial manufacturing services	711,450.96
Guatemala	UNSPECIFIED VENDOR	IT and communications equipment	57,332.43
Guatemala	UNSPECIFIED VENDOR	Management and admin services	652,910.20
Guatemala	UNSPECIFIED VENDOR	Motor vehicles and parts	94,050.00
Guatemala	UNSPECIFIED VENDOR	Politics and civic affairs services	45,674.37
Guatemala	UNSPECIFIED VENDOR	Transportation, storage, mail services	43,705.73
Guatemala	UNSPECIFIED VENDOR	Travel, food and lodging	128,940.80
Guyana	UNSPECIFIED VENDOR	Editorial, design, graphic services	24,972.44
Guyana	UNSPECIFIED VENDOR	Engineering and research services	282,752.06
Guyana	UNSPECIFIED VENDOR	Healthcare services	99,250.27
Guyana	UNSPECIFIED VENDOR	Management and admin services	219,608.72
Guyana	UNSPECIFIED VENDOR	Motor vehicles and parts	93,603.08
Guyana	UNSPECIFIED VENDOR	Public order and security services	199,254.96
Guyana	UNSPECIFIED VENDOR	Transportation, storage, mail services	24,972.44
Guyana	UNSPECIFIED VENDOR	Travel, food and lodging	74,917.32
Haiti	UNSPECIFIED VENDOR	Apparel, luggage and personal care	31,045.00
Haiti	UNSPECIFIED VENDOR	Building and maintenance services	234,613.00
Haiti	UNSPECIFIED VENDOR	Editorial, design, graphic services	56,304.00
Haiti	UNSPECIFIED VENDOR	Engineering and research services	156,177.84
Haiti	UNSPECIFIED VENDOR	Healthcare services	841,563.09
Haiti	UNSPECIFIED VENDOR	IT and communications equipment	68,200.00
Haiti	UNSPECIFIED VENDOR	Management and admin services	582,937.13
Haiti	UNSPECIFIED VENDOR	Manufacturing components	5,203.28
Haiti	UNSPECIFIED VENDOR	Medical equipment	163,050.00
Haiti	UNSPECIFIED VENDOR	Office equipment	6,400.00
Haiti	UNSPECIFIED VENDOR	Public sector related services	68,800.00
Haiti	UNSPECIFIED VENDOR	Transportation, storage, mail services	130,941.33
Haiti	UNSPECIFIED VENDOR	Travel, food and lodging	246,225.36
Honduras	UNSPECIFIED VENDOR	Laboratory and testing equipment	44,756.60
Honduras	UNSPECIFIED VENDOR	Management and admin services	864,035.38
Honduras	UNSPECIFIED VENDOR	Motor vehicles and parts	154,937.99
Honduras	UNSPECIFIED VENDOR	Office equipment	33,616.46
Honduras	UNSPECIFIED VENDOR	Public order and security services	15,104.17
Honduras	UNSPECIFIED VENDOR	Security and safety equipment	15,720.31
India	UNSPECIFIED VENDOR	Financial and insurance services	635,374.27
India	UNSPECIFIED VENDOR	Healthcare services	64,612.32
India	UNSPECIFIED VENDOR	Material handling machinery	12,264.00
India	UNSPECIFIED VENDOR	Medical equipment	32,044.35
India	UNSPECIFIED VENDOR	Pharmaceuticals, contraceptives, vaccines	96,930,799.61
India	UNSPECIFIED VENDOR	Transportation, storage, mail services	9,322,303.43
Indonesia	UNSPECIFIED VENDOR	Financial and insurance services	2,046.23
Indonesia	UNSPECIFIED VENDOR	Pharmaceuticals, contraceptives, vaccines	1,159,809.00
Indonesia	UNSPECIFIED VENDOR	Transportation, storage, mail services	376,262.00
Ireland	UNSPECIFIED VENDOR	Chemicals	168,300.00
Ireland	UNSPECIFIED VENDOR	Financial and insurance services	1,434.75
Ireland	UNSPECIFIED VENDOR	Laboratory and testing equipment	1,179,265.50
Ireland	UNSPECIFIED VENDOR	Transportation, storage, mail services	42,317.56
Italy	UNSPECIFIED VENDOR	Editorial, design, graphic services	110,692.04
Italy	UNSPECIFIED VENDOR	Financial and insurance services	29.25
Italy	UNSPECIFIED VENDOR	Pharmaceuticals, contraceptives, vaccines	258,550.00
Italy	UNSPECIFIED VENDOR	Transportation, storage, mail services	5,642.50
Jamaica	UNSPECIFIED VENDOR	Editorial, design, graphic services	77,520.12
Jamaica	UNSPECIFIED VENDOR	Engineering and research services	1,470.18

Location of supplier	Supplier name	Category description	Value (USD)
PAHO continued			
Jamaica	UNSPECIFIED VENDOR	Financial and insurance services	46,792.02
Jamaica	UNSPECIFIED VENDOR	Motor vehicles and parts	38,352.30
Jamaica	UNSPECIFIED VENDOR	Travel, food and lodging	30,601.94
Luxembourg	UNSPECIFIED VENDOR	Financial and insurance services	1,002.78
Luxembourg	UNSPECIFIED VENDOR	Material handling machinery	532,554.15
Luxembourg	UNSPECIFIED VENDOR	Transportation, storage, mail services	38,385.76
Mexico	UNSPECIFIED VENDOR	Building and maintenance services	53,898.40
Mexico	UNSPECIFIED VENDOR	Domestic appliances and electronics	52,951.58
Mexico	UNSPECIFIED VENDOR	Editorial, design, graphic services	8,743.46
Mexico	UNSPECIFIED VENDOR	Education and training services	83,418.21
Mexico	UNSPECIFIED VENDOR	Electrical systems components	1,536.00
Mexico	UNSPECIFIED VENDOR	Engineering and research services	199,272.25
Mexico	UNSPECIFIED VENDOR	Financial and insurance services	3,304.80
Mexico	UNSPECIFIED VENDOR	IT and communications equipment	5,600.00
Mexico	UNSPECIFIED VENDOR	Laboratory and testing equipment	359,279.49
Mexico	UNSPECIFIED VENDOR	Management and admin services	176,587.13
Mexico	UNSPECIFIED VENDOR	Office equipment	246.93
Mexico	UNSPECIFIED VENDOR	Pharmaceuticals, contraceptives, vaccines	439,359.25
Mexico	UNSPECIFIED VENDOR	Public order and security services	23,542.42
Mexico	UNSPECIFIED VENDOR	Public sector related services	47,084.84
Mexico	UNSPECIFIED VENDOR	Published products	253,181.31
Mexico	UNSPECIFIED VENDOR	Transportation, storage, mail services	119,406.69
Mexico	UNSPECIFIED VENDOR	Travel, food and lodging	1,104,352.29
Netherlands	UNSPECIFIED VENDOR	Chemicals	48,475.10
Netherlands	UNSPECIFIED VENDOR	Electrical systems components	81,470.10
Netherlands	UNSPECIFIED VENDOR	Engineering and research services	64,702.00
Netherlands	UNSPECIFIED VENDOR	Financial and insurance services	258,877.47
Netherlands	UNSPECIFIED VENDOR	Healthcare services	206,280.00
Netherlands	UNSPECIFIED VENDOR	Laboratory and testing equipment	78,088.11
Netherlands	UNSPECIFIED VENDOR	Medical equipment	320,483.75
Netherlands	UNSPECIFIED VENDOR	Pharmaceuticals, contraceptives, vaccines	95,134,267.34
Netherlands	UNSPECIFIED VENDOR	Transportation, storage, mail services	1,336,988.39
Nicaragua	UNSPECIFIED VENDOR	Editorial, design, graphic services	36,537.93
Nicaragua	UNSPECIFIED VENDOR	Engineering and research services	31,500.00
Nicaragua	UNSPECIFIED VENDOR	IT and communications equipment	604,018.28
Nicaragua	UNSPECIFIED VENDOR	Motor vehicles and parts	43,469.57
Nicaragua	UNSPECIFIED VENDOR	Travel, food and lodging	552,247.24
Panama	UNSPECIFIED VENDOR	Building and maintenance services	48,900.00
Panama	UNSPECIFIED VENDOR	Cleaning equipment	73,400.00
Panama	UNSPECIFIED VENDOR	Editorial, design, graphic services	77,467.00
Panama	UNSPECIFIED VENDOR	Financial and insurance services	39,548.14
Panama	UNSPECIFIED VENDOR	Laboratory and testing equipment	35,403.75
Panama	UNSPECIFIED VENDOR	Management and admin services	106,257.44
Panama	UNSPECIFIED VENDOR	Musical instruments and arts and crafts	5,860.00
Panama	UNSPECIFIED VENDOR	Office equipment	135,312.00
Panama	UNSPECIFIED VENDOR	Pharmaceuticals, contraceptives, vaccines	6,726,553.50
Panama	UNSPECIFIED VENDOR	Politics and civic affairs services	5,220.00
Panama	UNSPECIFIED VENDOR	Transportation, storage, mail services	209,627.73
Panama	UNSPECIFIED VENDOR	Travel, food and lodging	1,389,414.28
Paraguay	UNSPECIFIED VENDOR	Cleaning equipment	36,960.00
Paraguay	UNSPECIFIED VENDOR	Editorial, design, graphic services	31,400.00
Paraguay	UNSPECIFIED VENDOR	Healthcare services	130,246.80
Paraguay	UNSPECIFIED VENDOR	IT and communications equipment	11,655.45
Paraguay	UNSPECIFIED VENDOR	Office equipment	32,543.80
Paraguay	UNSPECIFIED VENDOR	Travel, food and lodging	33,463.48
Peru	UNSPECIFIED VENDOR	Building and maintenance services	496,786.55
Peru	UNSPECIFIED VENDOR	Cleaning equipment	131,903.86
Peru	UNSPECIFIED VENDOR	Healthcare services	378,761.86
Peru	UNSPECIFIED VENDOR	Management and admin services	203,293.01
Peru	UNSPECIFIED VENDOR	Medical equipment	46,555.61
Peru	UNSPECIFIED VENDOR	Politics and civic affairs services	101,900.45
Peru	UNSPECIFIED VENDOR	Tools and general machinery	58,054.20
Peru	UNSPECIFIED VENDOR	Transportation, storage, mail services	243.26
Peru	UNSPECIFIED VENDOR	Travel, food and lodging	359,176.18
Puerto Rico	UNSPECIFIED VENDOR	Travel, food and lodging	72,378.83
Qatar	UNSPECIFIED VENDOR	Financial and insurance services	559.61
Qatar	UNSPECIFIED VENDOR	Medical equipment	197,567.20
Qatar	UNSPECIFIED VENDOR	Transportation, storage, mail services	91,706.40
Republic of Korea	UNSPECIFIED VENDOR	Financial and insurance services	46,947.41
Republic of Korea	UNSPECIFIED VENDOR	Laboratory and testing equipment	543,480.00
Republic of Korea	UNSPECIFIED VENDOR	Pharmaceuticals, contraceptives, vaccines	105,347,919.72
Republic of Korea	UNSPECIFIED VENDOR	Transportation, storage, mail services	3,879,892.91
Saint Kitts and Nevis	UNSPECIFIED VENDOR	Travel, food and lodging	76,440.32
Saint Lucia	UNSPECIFIED VENDOR	Building and maintenance services	1,153,222.22
Saint Lucia	UNSPECIFIED VENDOR	Travel, food and lodging	59,447.25
Saint Vincent and the Grenadines	UNSPECIFIED VENDOR	Building and maintenance services	84,300.06
Saint Vincent and the Grenadines	UNSPECIFIED VENDOR	Travel, food and lodging	35,638.47
Spain	UNSPECIFIED VENDOR	Motor vehicles and parts	3,915,831.74
Spain	UNSPECIFIED VENDOR	Office equipment	67,719.00
Spain	UNSPECIFIED VENDOR	Pharmaceuticals, contraceptives, vaccines	209,479.69
Spain	UNSPECIFIED VENDOR	Transportation, storage, mail services	52,799.61
Suriname	UNSPECIFIED VENDOR	Furniture	57,750.00
Suriname	UNSPECIFIED VENDOR	Laboratory and testing equipment	47,220.00
Suriname	UNSPECIFIED VENDOR	Management and admin services	100,188.23

Location of supplier	Supplier name	Category description	Value (USD)
PAHO continued			
Sweden	UNSPECIFIED VENDOR	Financial and insurance services	1,591.98
Sweden	UNSPECIFIED VENDOR	Medical equipment	10,524.76
Sweden	UNSPECIFIED VENDOR	Transportation, storage, mail services	35,259.43
Switzerland	UNSPECIFIED VENDOR	Engineering and research services	81,640.00
Switzerland	UNSPECIFIED VENDOR	Financial and insurance services	384.54
Switzerland	UNSPECIFIED VENDOR	Healthcare services	524,500.00
Switzerland	UNSPECIFIED VENDOR	IT and communications equipment	379,207.43
Switzerland	UNSPECIFIED VENDOR	Laboratory and testing equipment	23,888.00
Switzerland	UNSPECIFIED VENDOR	Pharmaceuticals, contraceptives, vaccines	94,900.00
Switzerland	UNSPECIFIED VENDOR	Transportation, storage, mail services	73,858.68
Trinidad and Tobago	UNSPECIFIED VENDOR	Education and training services	59,659.10
Trinidad and Tobago	UNSPECIFIED VENDOR	Engineering and research services	88,434.01
Trinidad and Tobago	UNSPECIFIED VENDOR	Management and admin services	420,603.43
Trinidad and Tobago	UNSPECIFIED VENDOR	Medical equipment	70,500.00
Trinidad and Tobago	UNSPECIFIED VENDOR	Office equipment	3,890.88
Trinidad and Tobago	UNSPECIFIED VENDOR	Transportation, storage, mail services	3,500.00
Trinidad and Tobago	UNSPECIFIED VENDOR	Travel, food and lodging	865,278.02
United Arab Emirates	UNSPECIFIED VENDOR	Financial and insurance services	3,729.87
United Arab Emirates	UNSPECIFIED VENDOR	Medical equipment	1,458,286.98
United Arab Emirates	UNSPECIFIED VENDOR	Transportation, storage, mail services	596,738.18
United Kingdom of Great Britain and Northern Ireland	UNSPECIFIED VENDOR	Financial and insurance services	16,995.96
United Kingdom of Great Britain and Northern Ireland	UNSPECIFIED VENDOR	Material handling machinery	52,543.10
United Kingdom of Great Britain and Northern Ireland	UNSPECIFIED VENDOR	Pharmaceuticals, contraceptives, vaccines	3,343,107.00
United Kingdom of Great Britain and Northern Ireland	UNSPECIFIED VENDOR	Published products	30,000.00
United Kingdom of Great Britain and Northern Ireland	UNSPECIFIED VENDOR	Transportation, storage, mail services	64,565.14
United States of America	UNSPECIFIED VENDOR	Building and maintenance services	725,611.04
United States of America	UNSPECIFIED VENDOR	Chemicals	146,091.00
United States of America	UNSPECIFIED VENDOR	Editorial, design, graphic services	383,256.35
United States of America	UNSPECIFIED VENDOR	Education and training services	113,975.10
United States of America	UNSPECIFIED VENDOR	Engineering and research services	6,656,803.24
United States of America	UNSPECIFIED VENDOR	Financial and insurance services	301,038.71
United States of America	UNSPECIFIED VENDOR	Financial instruments products	87,656.89
United States of America	UNSPECIFIED VENDOR	Healthcare services	326,634.62
United States of America	UNSPECIFIED VENDOR	IT and communications equipment	1,869,811.84
United States of America	UNSPECIFIED VENDOR	Laboratory and testing equipment	2,423,268.56
United States of America	UNSPECIFIED VENDOR	Management and admin services	4,343,495.73
United States of America	UNSPECIFIED VENDOR	Material handling machinery	203,838.95
United States of America	UNSPECIFIED VENDOR	Medical equipment	551,241.32
United States of America	UNSPECIFIED VENDOR	Motor vehicles and parts	36,251.58
United States of America	UNSPECIFIED VENDOR	Office equipment	34,669.30
United States of America	UNSPECIFIED VENDOR	Pharmaceuticals, contraceptives, vaccines	70,409,810.40
United States of America	UNSPECIFIED VENDOR	Politics and civic affairs services	170,190.00
United States of America	UNSPECIFIED VENDOR	Public sector related services	30,742.00
United States of America	UNSPECIFIED VENDOR	Published products	79,795.71
United States of America	UNSPECIFIED VENDOR	Transportation, storage, mail services	1,135,050.54
United States of America	UNSPECIFIED VENDOR	Travel, food and lodging	298,945.65
Uruguay	UNSPECIFIED VENDOR	Building and maintenance services	54,785.64
Uruguay	UNSPECIFIED VENDOR	Domestic appliances and electronics	1,293.20
Uruguay	UNSPECIFIED VENDOR	Editorial, design, graphic services	75,272.31
Uruguay	UNSPECIFIED VENDOR	Electrical systems components	4,489.60
Uruguay	UNSPECIFIED VENDOR	Healthcare services	16,404.06
Uruguay	UNSPECIFIED VENDOR	Industrial cleaning services	49,306.16
Uruguay	UNSPECIFIED VENDOR	IT and communications equipment	25,147.85
Uruguay	UNSPECIFIED VENDOR	Laboratory and testing equipment	39,304.90
Uruguay	UNSPECIFIED VENDOR	Management and admin services	369,840.02
Uruguay	UNSPECIFIED VENDOR	Politics and civic affairs services	39,124.54
Uruguay	UNSPECIFIED VENDOR	Power generation machinery	164.70
Uruguay	UNSPECIFIED VENDOR	Public sector related services	43,180.34
Uruguay	UNSPECIFIED VENDOR	Travel, food and lodging	110,016.18
Venezuela (Bolivarian Republic of)	UNSPECIFIED VENDOR	IT and communications equipment	37,829.00
UN-ICTY/MICT			
Belgium	EVS BROADCAST EQUIPMENT SA	Domestic appliances and electronics	413,344.94
Bosnia and Herzegovina	GRAND AUTOMOTIVE D.O.O. SARAJEVO	Motor vehicles and parts	47,637.58
Bosnia and Herzegovina	UNITIC - INVESTMENT AND TRADING COM	Management and admin services	65,720.71
Canada	VIVA VOCE REPORTING LTD.	Editorial, design, graphic services	497,640.81
Denmark	DANOFFICE APS (DENMARK)	IT and communications equipment	440,559.00
Italy	UNSSC	Education and training services	85,500.00
Kenya	KENYA HOSPITAL ASSOCIATION - THE NAIROBI	Healthcare services	56,808.20
Kenya	OFFICE SUPPORT TECHNOLOGIES LIMITED	Building and maintenance services	63,677.11
Netherlands	AMAINSOLUTIONS BV	IT and communications equipment	33,301.08
Netherlands	AMAINSOLUTIONS BV	Management and admin services	37,293.63
Netherlands	ATP BUSINESS TRAVEL BV	Travel, food and lodging	1,732,916.37
Netherlands	ENECO BUSINESS B.V.	Public sector related services	85,378.87
Netherlands	GOM SCHOONHOUDEN BV	Industrial cleaning services	533,068.02
Netherlands	MAIN ENERGIE B.V.	Public sector related services	231,175.43
Netherlands	MICROSOFT B.V.	Engineering and research services	69,438.50
Netherlands	MINISTRY OF JUSTICE OF THE NETHERLANDS	Public order and security services	4,149,454.53
Netherlands	PP TROPHY FUND	Management and admin services	3,602,324.51
Netherlands	RICOH NEDERLAND BV	Engineering and research services	34,685.16
Netherlands	STEDIN NETBEHEER B.V.	Public sector related services	64,034.15
Netherlands	TAALTAAL B.V.	Education and training services	38,166.84
Netherlands	TELE2 NEDERLAND B.V	Public sector related services	54,923.58
Netherlands	TELINDUS BV	Engineering and research services	247,908.98
Netherlands	VODAFONE LIBERTEL N.V.	Public sector related services	290,000.50

Location of supplier	Supplier name	Category description	Value (USD)
UN-ICTY/MICT continued			
Rwanda	MICHEL RUTAGANDA	Management and admin services	36,000.00
Rwanda	MTN RWANDACELL LTD	Engineering and research services	44,124.62
Singapore	LEGALCRAFT SOLUTIONS PTE. LIMITED	IT and communications equipment	113,744.08
Slovakia	ALITER TECHNOLOGIES A.S.	IT and communications equipment	61,665.53
Sweden	SWEDISH NATIONAL FORENSIC CENTRE	Public order and security services	126,385.27
United Kingdom of Great Britain and Northern Ireland	FILMTEK LTD	Building and maintenance services	56,915.54
United Kingdom of Great Britain and Northern Ireland	FTI CONSULTING	Engineering and research services	32,050.00
United Kingdom of Great Britain and Northern Ireland	PRESERVICA LTD	Engineering and research services	48,959.61
United Kingdom of Great Britain and Northern Ireland	RIDGE AND PARTNERS LLP	Engineering and research services	228,100.00
United Republic of Tanzania	AIRTEL TANZANIA LIMITED	Public sector related services	64,127.83
United Republic of Tanzania	AMTEC CONSULTING COMPANY LIMITED	Printing, photo and AV equipment	40,021.86
United Republic of Tanzania	ARUSHA INTERNATIONAL CONFERENCE CENTRE	Management and admin services	149,597.74
United Republic of Tanzania	BENSON SECURITY SYSTEM LIMITED	Security and safety equipment	117,983.30
United Republic of Tanzania	CMTL GROUP LTD	Transportation, storage, mail services	52,577.23
United Republic of Tanzania	JANDU PLUMBERS LIMITED	Building and maintenance services	615,187.80
United Republic of Tanzania	KENYA KAZI SECURITY (T) LTD	Public order and security services	43,363.15
United Republic of Tanzania	KENYA KAZI SECURITY (T) LTD	Security and safety equipment	241,052.18
United Republic of Tanzania	MFI DOCUMENT SOLUTIONS LIMITED	Management and admin services	78,050.00
United Republic of Tanzania	MOLLEL ELECTRICAL CONTRACTORS LTD	Building and maintenance services	44,742.73
United Republic of Tanzania	MOUNT MERU PETROLEUM LIMITED	Fuels and lubricants etc.	399,184.79
United Republic of Tanzania	MTL CONSULTING COMPANY LTD	Environmental services	51,330.00
United Republic of Tanzania	TANZANIA ELECTRIC SUPPLY COMPANY	Public sector related services	198,702.17
United Republic of Tanzania	WULKAN ENGINEERING LIMITED	Building and maintenance services	68,985.32
United States of America	ASTROPHYSICS INC.	Security and safety equipment	245,510.30
United States of America	CISCO SYSTEMS INC	IT and communications equipment	246,660.86
United States of America	CISCO SYSTEMS INC	Printing, photo and AV equipment	44,436.25
United States of America	EMC CORPORATION	Engineering and research services	31,323.16
United States of America	EMC CORPORATION	IT and communications equipment	316,085.80
United States of America	INFORMATION FIRST INC.	Engineering and research services	45,000.00
United States of America	INTERNATIONAL BUSINESS MACHINES COR	Engineering and research services	63,020.70
United States of America	LENOVO (UNITED STATES) INC	IT and communications equipment	109,127.55
UN WOMEN			
Afghanistan	CONCEPT HOUSE CONSULTING	Financial and insurance services	15.00
Afghanistan	CONCEPT HOUSE CONSULTING	Management and admin services	38,495.00
Afghanistan	DNATA	Engineering and research services	1,800.00
Afghanistan	DNATA	Transportation, storage, mail services	177,342.00
Afghanistan	DNATA	Travel, food and lodging	51,345.00
Afghanistan	INT'L CONSULTANT SUPPORT	Management and admin services	18,450.00
Afghanistan	INT'L CONSULTANT TECHNICAL	Management and admin services	34,810.00
Afghanistan	LOCAL CONSULTANT TECHNICAL	Management and admin services	7,200.00
Afghanistan	NATIONAL FUEL CORPORATION LTD	Financial and insurance services	5.00
Afghanistan	NATIONAL FUEL CORPORATION LTD	Fuels and lubricants etc.	45,600.00
Afghanistan	SALIM JAWID TRANSPORTATION AND LOGISTIC	Financial and insurance services	37.48
Afghanistan	SALIM JAWID TRANSPORTATION AND LOGISTIC	Transportation, storage, mail services	64,764.72
Afghanistan	TELECOM DEVELOPMENT COMPANY AFGHANISTA	Engineering and research services	39,548.16
Afghanistan	UNITED NATIONS ASSISTANCE MISSION IN AFG	Building and maintenance services	95,862.05
Afghanistan	UNITED NATIONS ASSISTANCE MISSION IN AFG	Management and admin services	643,727.03
Afghanistan	UNITED NATIONS ASSISTANCE MISSION IN AFG	Public order and security services	445,466.09
Afghanistan	UNITED NATIONS ASSISTANCE MISSION IN AFG	Public sector related services	57,961.64
Afghanistan	UNITED NATIONS OFFICE FOR PROJECT SERVIC	Engineering and research services	34,911.14
Algeria	INT'L CONSULTANT SUPPORT	Management and admin services	53,911.00
Algeria	LIBRE IMAGE	Editorial, design, graphic services	44,144.27
Arab Countries	SKY ADVERTISING	Editorial, design, graphic services	105,014.00
Australia	ASSAI CONSULT PTY LTD.	Management and admin services	74,576.40
Australia	EQUAL RESEARCH PTY LTD	Management and admin services	135,538.39
Australia	INT'L CONSULTANT TECHNICAL	Management and admin services	410,957.00
Australia	LOCAL CONSULTANT TECHNICAL	Management and admin services	30,250.00
Australia	MONASH UNIVERSITY	Management and admin services	297,814.00
Australia	TRAVELER	Transportation, storage, mail services	1,980.00
Austria	GLOBAL GOALS CONSULTING	Management and admin services	31,500.00
Austria	INT'L CONSULTANT TECHNICAL	Management and admin services	31,500.00
Bangladesh	GREEN HILL	Management and admin services	69,521.63
Bangladesh	HUMAN DEVELOPMENT RESEARCH CENTRE	Management and admin services	33,397.60
Bangladesh	INT'L CONSULTANT TECHNICAL	Management and admin services	48,000.00
Barbados	LOCAL CONSULTANT TECHNICAL	Management and admin services	14,000.00
Barbados	UNDP REPRESENTATIVE BARBADOS	Management and admin services	60,000.00
Barbados	UNDP REPRESENTATIVE BARBADOS	Public order and security services	22,000.00
Barbados	UNDP REPRESENTATIVE BARBADOS	Public sector related services	64,000.00
Bolivia (Plurinational State of)	CONSULTANT	Management and admin services	15,152.00
Bolivia (Plurinational State of)	LOCAL CONSULTANT TECHNICAL	Management and admin services	15,000.00
Bosnia and Herzegovina	UDRUZENJE NOVINARA BHN	Management and admin services	32,902.86
Botswana	LOCAL CONSULTANT TECHNICAL	Management and admin services	39,875.36
Brazil	UNDP BRAZIL	Management and admin services	52,834.17
Burundi	INT'L CONSULTANT TECHNICAL	Management and admin services	48,000.00
Burundi	UNICEF BURUNDI	Management and admin services	50,616.21
Cambodia	INT'L CONSULTANT TECHNICAL	Management and admin services	143,328.00
Cambodia	UNOPS CAMBODIA (USD) ACCOUNT	Management and admin services	82,198.68
Cameroon	UNDP CAMEROUN	Management and admin services	30,697.90
Canada	INT'L CONSULTANT SUPPORT	Management and admin services	69,250.00
Canada	INT'L CONSULTANT TECHNICAL	Management and admin services	273,190.70
Canada	LE GROUPE-CONSEIL BAASTEL ITEE	Management and admin services	70,596.00
Canada	LOCAL CONSULTANT TECHNICAL	Management and admin services	41,000.00
Chile	AZERTA SPA	Management and admin services	33,836.86
Chile	INT'L CONSULTANT TECHNICAL	Management and admin services	41,800.00

Location of supplier	Supplier name	Category description	Value (USD)
UN WOMEN continued			
Chile	PUBLICIDAD Y MARKETING SAVIA GROUP LTD	Travel, food and lodging	33,337.07
China	BEIJING HOUSING SERVICE CORPORATION FOR	Management and admin services	85,961.06
China	BTG INTERNATIONAL TRAVEL & TOURS	Travel, food and lodging	64,422.84
China	LOCAL CONSULTANT SUPPORT	Management and admin services	82,215.00
Colombia	AVIATUR S.A.	Transportation, storage, mail services	30,000.01
Colombia	AVIATUR S.A.	Travel, food and lodging	33,536.49
Colombia	ECHO CONSULTORES SAS	Management and admin services	78,468.34
Colombia	FIDUCIARIA BOGOTA SA	Management and admin services	255,754.33
Costa Rica	INT'L CONSULTANT TECHNICAL	Management and admin services	30,000.00
Côte d'Ivoire	BRAVO	Editorial, design, graphic services	48,860.10
Côte d'Ivoire	INT'L CONSULTANT SUPPORT	Management and admin services	6,000.00
Côte d'Ivoire	INT'L CONSULTANT TECHNICAL	Management and admin services	84,000.00
Cyprus	CAMP OPERATING GROUP LTD	Management and admin services	328,500.00
Czechia	SVOS, SPOL. S R.O	Motor vehicles and parts	117,573.75
Czechia	SVOS, SPOL. S R.O	Transportation, storage, mail services	40,418.12
Denmark	DANISH INSTITUTE FOR PARTIES & DEMOCRACY	Management and admin services	46,456.64
Denmark	DANOFFICE IT	Electrical systems components	18,246.00
Denmark	DANOFFICE IT	Financial and insurance services	539.00
Denmark	DANOFFICE IT	IT and communications equipment	125,108.00
Denmark	DANOFFICE IT	Office equipment	5,382.00
Denmark	DANOFFICE IT	Printing, photo and AV equipment	1,197.00
Denmark	DANOFFICE IT	Transportation, storage, mail services	11,315.00
Denmark	FRANKLINCOVEY DANMARK	Education and training services	45,800.00
Denmark	FRANKLINCOVEY DANMARK	Management and admin services	49,736.56
Denmark	INT'L CONSULTANT SUPPORT	Management and admin services	78,300.00
Denmark	INT'L CONSULTANT TECHNICAL	Management and admin services	50,000.00
Denmark	UNOPS	Motor vehicles and parts	22,931.60
Denmark	UNOPS	Security and safety equipment	13,068.53
Denmark	UNOPS	Transportation, storage, mail services	789.24
Denmark	WIN-WELFARE IMPROVEMENT NETWORK	Management and admin services	38,001.00
Dominican Republic	SOLUCIONES AMBIENTES Y DISENOS	Building and maintenance services	33,899.45
Ecuador	ALTERNATIVA CONSULTORIA & INNOVACION CIA	Management and admin services	35,852.00
Ecuador	ALTERNATIVA CONSULTORIA & INNOVACION CIA	Politics and civic affairs services	4,302.24
Ecuador	ARROYO Y ARROYO ASOCIADOS CIA. LTDA.	Building and maintenance services	45,571.60
Ecuador	ARROYO Y ARROYO ASOCIADOS CIA. LTDA.	Politics and civic affairs services	5,468.59
Ecuador	FUNDACION CODESPA	Management and admin services	31,380.00
Ecuador	FUNDACION CODESPA	Politics and civic affairs services	4,393.20
Ecuador	FUNDACION SERVICIOS PARA UN DESARROLLO	Management and admin services	30,765.00
Ecuador	FUNDACION SERVICIOS PARA UN DESARROLLO	Politics and civic affairs services	3,691.80
Egypt	ALTERNATIVE DEVELOPMENT STUDIES FOR TRAI	Management and admin services	60,722.61
Egypt	AMR MOHAMED TAMOUM MOHAMED SALEM	Management and admin services	153,000.00
Egypt	AXEER STUDIO	Editorial, design, graphic services	36,434.00
Egypt	AXEER STUDIO	Management and admin services	463,477.17
Egypt	AZZA KAMEL AND PARTNERS (ACT)	Management and admin services	33,989.00
Egypt	DDB EGYPT	Editorial, design, graphic services	246,540.22
Egypt	DEVELOPMENT ARABIC COMPANY FOR TECHNICA	Management and admin services	148,218.12
Egypt	INITIATIVE MEDIA	Editorial, design, graphic services	35,175.03
Egypt	INT'L CONSULTANT SUPPORT	Management and admin services	49,680.00
Egypt	INT'L CONSULTANT TECHNICAL	Management and admin services	42,000.00
Egypt	KANOO TRAVEL LTD	Travel, food and lodging	105,832.30
Egypt	MONA EISSA ISMAIL ELAYOUTY	Management and admin services	144,600.00
Egypt	OUTREACH EGYPT CONSULTANCY FOR	Editorial, design, graphic services	85,422.52
Egypt	OUTREACH EGYPT CONSULTANCY FOR	Management and admin services	42,494.65
Egypt	PROFESSIONAL	IT and communications equipment	39,561.80
Egypt	PROFESSIONAL	Printing, photo and AV equipment	8,669.00
Egypt	THE EGYPTIAN CENTER FOR PUBLIC OPINION	Management and admin services	114,974.00
Egypt	WADI ENVIRONMENTAL SCIENCE CENTER WESC	Management and admin services	32,684.28
El Salvador	ARQUIDEAS, S.A. DE C.V.	Management and admin services	36,000.00
El Salvador	OUTSOURCE S.A. DE C.V.	Management and admin services	33,561.18
Ethiopia	INT'L CONSULTANT TECHNICAL	Management and admin services	244,549.00
Fiji	DATEC FIJI LIMITED	IT and communications equipment	34,298.02
Fiji	DATEC FIJI LIMITED	Printing, photo and AV equipment	4,473.62
Fiji	INT'L CONSULTANT SUPPORT	Management and admin services	31,200.00
Fiji	KADAVU HOLDINGS LTD	Management and admin services	116,626.29
Fiji	LOCAL CONSULTANT TECHNICAL	Management and admin services	33,165.84
Finland	INT'L CONSULTANT TECHNICAL	Management and admin services	60,000.00
France	INT'L CONSULTANT SUPPORT	Management and admin services	53,559.50
France	INT'L CONSULTANT TECHNICAL	Management and admin services	40,000.00
Georgia	EKATERINE GABASHVILI	Management and admin services	60,000.00
Georgia	WOMEN'S INFORMATION CENTER	Education and training services	46,593.60
Germany	INT'L CONSULTANT TECHNICAL	Management and admin services	75,220.00
Germany	MSS MANAGED SECURTY SERVICES	Engineering and research services	179,041.51
Ghana	WEST AFRICA NETWORK FOR PEACE BUILDING	Education and training services	168,625.00
Ghana	WEST AFRICA NETWORK FOR PEACE BUILDING	Management and admin services	168,625.00
Gibraltar	TOYOTA GIBRALTAR STOCKHOLDINGS (TGS) LTD	Motor vehicles and parts	100,975.98
Gibraltar	TOYOTA GIBRALTAR STOCKHOLDINGS LTD	Motor vehicles and parts	235,959.57
Gibraltar	TOYOTA GIBRALTAR STOCKHOLDINGS LTD.	Motor vehicles and parts	395,803.59
Grenada	JACQUELINE SEALY-BURKE	Financial and insurance services	142.72
Grenada	LOCAL CONSULTANT TECHNICAL	Management and admin services	112,000.00
Guatemala	JORGE ARTURO MENDEZ MERIDA	Management and admin services	72,919.46
Guatemala	LA OTRA MITAD S.A.	Management and admin services	84,300.79
Guatemala	LOCAL CONSULTANT TECHNICAL	Management and admin services	26,419.13
Guyana	LOCAL CONSULTANT TECHNICAL	Management and admin services	45,000.00
Haiti	CONSULTANT	Management and admin services	33,679.38

Location of supplier	Supplier name	Category description	Value (USD)
UN WOMEN continued			
Haiti	INT'L CONSULTANT SUPPORT	Management and admin services	15,000.00
Haiti	INT'L CONSULTANT TECHNICAL	Management and admin services	65,000.00
Haiti	LOCAL CONSULTANT SUPPORT	Management and admin services	15,044.91
Haiti	LOCAL CONSULTANT TECHNICAL	Management and admin services	18,957.40
Haiti	MEDIACOM	Editorial, design, graphic services	37,026.80
Honduras	ASOCIACION LIBRE EXPRESION	Management and admin services	43,830.78
Iceland	INT'L CONSULTANT TECHNICAL	Management and admin services	44,747.10
India	ACTIVE LEARNING SOLUTIONS PVT. LTD	Management and admin services	107,281.00
India	DALBERG DEVELOPMENT ADVISORS PRIVATE LIM	Management and admin services	87,000.00
India	DATAMATICS GLOBAL SERVICES LIMITED	Management and admin services	871,392.40
India	GLOBAL TALENT COMPANY INDIA PRIVATE LTD	Management and admin services	94,590.00
India	INT'L CONSULTANT TECHNICAL	Management and admin services	37,072.00
India	LOCAL CONSULTANT TECHNICAL	Management and admin services	33,728.08
India	MEGHRAJ CAPITAL ADVISORS PRIVATE LIMITED	Management and admin services	79,464.69
India	NR MANAGEMENT CONSULTANTS INDIA PVT LTD	Management and admin services	80,326.97
India	PRICE WATERHOUSE COOPERS PRIVATE LTD	Management and admin services	66,205.97
India	SOTC TRAVEL SERVICES PRIVATE LIMITED	Transportation, storage, mail services	50,531.74
India	WEEKEND CREATIONS PVT LTD	Management and admin services	60,799.14
India	WORLD HEALTH ORGANIZATION	Engineering and research services	1,471,475.00
Indonesia	ATMA JAYA	Management and admin services	33,097.78
Indonesia	CV SOLUSINDO	Travel, food and lodging	219,803.46
Indonesia	INT'L CONSULTANT TECHNICAL	Management and admin services	57,492.00
Indonesia	PT BAYU BUANA	Travel, food and lodging	59,456.41
Indonesia	PT. SENTOSA ADHI SAKA	Management and admin services	48,671.04
Iraq	SAS AUTOMOTIVE SERVICES CO.	Motor vehicles and parts	49,900.00
Ireland	SRI EXECUTIVE SEARCH LTD	Management and admin services	32,500.00
Italy	BLOSSOM S.N.C DI GIACOMO FRIGERIO &C.	Editorial, design, graphic services	71,350.00
Italy	LATTANZIO ADVISORY SPA	Management and admin services	99,790.00
Japan	EVENT RANGERS,INC.	Travel, food and lodging	66,565.93
Jordan	AHED ZAKI ASIR	Management and admin services	83,052.25
Jordan	ARAB RENAISSANCE FOR DEMOC. AND DEVEL.	Management and admin services	62,350.56
Jordan	ASK FOR HUMAN CAPACITY BUILDING	Management and admin services	87,774.00
Jordan	IMDAD TOTAL SITE SERVICES	Motor vehicles and parts	175,377.83
Jordan	INT'L CONSULTANT SUPPORT	Management and admin services	31,500.00
Jordan	INT'L CONSULTANT TECHNICAL	Management and admin services	34,125.00
Jordan	JORDAN TRACTOR AND EQUIPMENT	Power generation machinery	44,210.00
Jordan	KAZEM SHARAF TRADING CO.	Sports and recreational equipment	79,722.82
Jordan	KEMPINSKI HOTEL AMMAN	Travel, food and lodging	32,485.88
Jordan	LOCAL CONSULTANT TECHNICAL	Management and admin services	33,898.31
Jordan	PLAZA HOLIDAYS COMPANY	Politics and civic affairs services	1,026.84
Jordan	PLAZA HOLIDAYS COMPANY	Transportation, storage, mail services	64,472.95
Jordan	PLAZA HOLIDAYS COMPANY	Travel, food and lodging	23,002.00
Jordan	SHARK FOR SECURITY AND ARMED PROTECTION	Public order and security services	41,582.38
Jordan	STARS ORBIT CONSULTANTS AND MANAGEMENT	Management and admin services	41,808.00
Jordan	SUSTAINABLE RESEARCH AND DEVELOPEMT	Management and admin services	59,200.00
Kazakhstan	LLP "ACT KAZAKHSTAN"	Management and admin services	42,711.92
Kenya	ENASHIPAI RESORT & SPA	Travel, food and lodging	37,993.68
Kenya	FAIRMOUNT MOUNT KENYA SAFARI CLUB LTD	Travel, food and lodging	46,331.37
Kenya	GLOBAL DEVELOPMENT TRAJECTORY LIMITED	Management and admin services	146,600.00
Kenya	INT'L CONSULTANT SUPPORT	Management and admin services	79,137.93
Kenya	INT'L CONSULTANT TECHNICAL	Management and admin services	115,000.00
Kenya	IPSTC-UN WOMEN PROJECT	Management and admin services	50,123.84
Kenya	LOCAL CONSULTANT TECHNICAL	Management and admin services	92,623.65
Kenya	MODERN LITHOGRAPHIC (K) LTD	Editorial, design, graphic services	36,663.12
Kenya	NAIROBI SERENA HOTEL	Travel, food and lodging	30,480.51
Kenya	OASI BEACH MGT.LTDT/A OCEAN BEACH RESORT	Travel, food and lodging	59,628.06
Kenya	SAROVA WHITESANDS BEACH RESORT	Travel, food and lodging	37,640.57
Kenya	SAWELA LODGE	Travel, food and lodging	67,012.96
Kenya	SILVER SPRINGS HOTEL	Travel, food and lodging	57,766.92
Kenya	SWAHILI BEACH RESORTS LTD	Travel, food and lodging	32,575.62
Kenya	UNITED NATIONS OFFICES AT NAIROBI	Industrial manufacturing services	56,200.00
Kenya	UNITED NATIONS OFFICES AT NAIROBI	Management and admin services	163,189.10
Kenya	VAJA'S MANUFACTURERS LIMITED	Editorial, design, graphic services	115,206.26
Kuwait	UNITED NATIONS ASSISTANCE MISSION FOR	Management and admin services	27,325.66
Kuwait	UNITED NATIONS ASSISTANCE MISSION FOR	Medical equipment	228.90
Kuwait	UNITED NATIONS ASSISTANCE MISSION FOR	Office equipment	350.00
Kuwait	UNITED NATIONS ASSISTANCE MISSION FOR	Public sector related services	750.00
Kuwait	UNITED NATIONS ASSISTANCE MISSION FOR	Transportation, storage, mail services	1,573.50
Kyrgyzstan	INT'L CONSULTANT TECHNICAL	Management and admin services	81,000.00
Kyrgyzstan	PUBLIC FUND "OPEN LINE"	Management and admin services	49,500.00
Lebanon	ALI HUSSEIN CHAHINE	Travel, food and lodging	6,180.00
Lebanon	INT'L CONSULTANT SUPPORT	Management and admin services	39,600.00
Lebanon	INT'L CONSULTANT TECHNICAL	Management and admin services	225,960.00
Lebanon	KNOWLEDGE DEV.CO.SARL	Management and admin services	97,981.14
Liberia	GABRIEL C. DOE	Management and admin services	32,433.33
Liberia	INT'L CONSULTANT SUPPORT	Management and admin services	93,500.00
Malawi	HH BUILDERS	Politics and civic affairs services	4,647.78
Malawi	HH BUILDERS	Security and safety equipment	28,168.36
Malawi	MERCANTILE INTERNATIONAL	Politics and civic affairs services	3,261.01
Malawi	MERCANTILE INTERNATIONAL	Security and safety equipment	30,804.96
Mali	4E CONFORM SARL	Management and admin services	101,493.79
Mali	ABDOUL AZIZ MANGANE	Management and admin services	36,854.10
Mali	ACEF-AFRIQUE	Management and admin services	51,183.69
Mali	ACM CONSULTANTS	Management and admin services	37,963.13

Location of supplier	Supplier name	Category description	Value (USD)
UN WOMEN continued			
Mali	CGIEX SARL	Furniture	31,512.23
Mali	ENTREPRISE MODIBO KANE SIDIBE(EMKS)	Building and maintenance services	36,293.86
Mali	FERME PISCICOLE BOUBACAR DIALLO	Sports and recreational equipment	85,965.35
Mali	SATGURU TRAVELS	Transportation, storage, mail services	47,547.17
Mexico	CENTRO DE ESTUDIOS EDUCATIVOS AC	Management and admin services	54,402.61
Mexico	EDUARDO JESUS SORIA HERNANDEZ	Editorial, design, graphic services	32,567.05
Mexico	INST DE LIDERAZGO SIMONE DE BEAUVOIR AC	Management and admin services	45,654.57
Mexico	INT'L CONSULTANT TECHNICAL	Management and admin services	34,000.00
Mexico	JWT MEXICO, S. DE R.L. DE C.V.	Management and admin services	135,978.89
Mexico	LOCAL CONSULTANT TECHNICAL	Management and admin services	44,254.01
Mexico	UNIDAD 59 PRODUCCIONES SC	Management and admin services	53,566.60
Mexico	UNIVERSIDAD AUTONOMA METROPOLITANA	Management and admin services	45,032.06
Morocco	ALI N PRODUCTIONS	Editorial, design, graphic services	41,740.57
Morocco	ARTCOUSTIC	Editorial, design, graphic services	30,972.10
Morocco	CENTRE DE RECHERCHE ET D ETUDES	Management and admin services	89,387.26
Morocco	CONSENSUS COM	Travel, food and lodging	35,608.75
Morocco	MERYAZI NATURE	Sports and recreational equipment	32,280.84
Morocco	STE GRAPHIC DESIGN IGD	Editorial, design, graphic services	30,047.55
Mozambique	ESTACAO ZOOTECNICA DA CHOBELA	Education and training services	43,829.70
Mozambique	ESTRAPONTES, LDA	Building and maintenance services	43,668.12
Myanmar	CETANA DEVELOPMENT FOUNDATION	Management and admin services	49,610.29
Nepal	AASAMAN NEPAL	Management and admin services	51,690.25
Nepal	F-SKILL PVT. LTD.	Management and admin services	49,159.83
Nepal	F-SKILL PVT. LTD.	Politics and civic affairs services	6,390.78
Nepal	POURAKHI	Management and admin services	86,776.25
Nepal	SOCIAL SCIENCE BAHA	Management and admin services	73,207.07
Nepal	TRAINING CENTER NEPAL PVT. LTD	Management and admin services	102,288.14
Nepal	TRAINING CENTER NEPAL PVT. LTD	Politics and civic affairs services	13,297.45
Netherlands	INT'L CONSULTANT TECHNICAL	Management and admin services	67,500.00
Netherlands	TRAVELER	Transportation, storage, mail services	4,050.00
New Zealand	GHD LIMITED	Management and admin services	399,705.00
Niger	AGENCE SADOU DOULLA	Furniture	8,380.43
Niger	AGENCE SADOU DOULLA	Medical equipment	40,606.67
Niger	AGENCE SADOU DOULLA	Travel, food and lodging	1,626.48
Nigeria	ABEYSTEPH GLOBALINK LIMITED	Editorial, design, graphic services	37,596.31
Nigeria	INT'L CONSULTANT TECHNICAL	Management and admin services	69,500.00
Nigeria	LOCAL CONSULTANT TECHNICAL	Management and admin services	33,975.34
Nigeria	MEP MULTIMEDIA SOLUTIONS LTD	Editorial, design, graphic services	68,455.64
Nigeria	UNDP REPRESENTATIVE IN NIGERIA	Management and admin services	70,916.60
Norway	INT'L CONSULTANT TECHNICAL	Management and admin services	33,000.00
Pakistan	IMPACT CONSULTING	Management and admin services	56,007.44
Pakistan	INT'L CONSULTANT TECHNICAL	Management and admin services	35,750.00
Pakistan	SHAZIA ABBASI CONSULTING (SMC-PVT)LTD	Management and admin services	47,423.70
Pakistan	SOC FILMS	Management and admin services	37,938.97
Panama	INT'L CONSULTANT TECHNICAL	Management and admin services	32,500.00
Panama	UNDP REPRESENTATIVE IN PANAMA	Management and admin services	83,864.50
Papua New Guinea	G4S SECURE SOLUTIONS (PNG) LTD	Politics and civic affairs services	3,000.00
Papua New Guinea	G4S SECURE SOLUTIONS (PNG) LTD	Public order and security services	30,000.00
Papua New Guinea	INT'L CONSULTANT TECHNICAL	Management and admin services	66,300.00
Papua New Guinea	KILO 2 MULTIMEDIA PRODUCTIONS LTD	Management and admin services	38,301.89
Papua New Guinea	LAYMEN'S PROFESSIONAL SERVICES LTD	Education and training services	29,382.19
Papua New Guinea	LAYMEN'S PROFESSIONAL SERVICES LTD	Politics and civic affairs services	2,820.33
Papua New Guinea	MEDIA PARTNERS LIMITED	Politics and civic affairs services	3,432.15
Papua New Guinea	MEDIA PARTNERS LIMITED	Published products	34,321.47
Papua New Guinea	PASCOE PROMOTION	Management and admin services	44,559.75
Papua New Guinea	PASCOE PROMOTION	Politics and civic affairs services	166.67
Papua New Guinea	THE UNITED CHURCH IN PNG	Management and admin services	95,453.22
Papua New Guinea	THE UNITED CHURCH IN PNG	Politics and civic affairs services	9,545.31
Philippines	INT'L CONSULTANT TECHNICAL	Management and admin services	91,618.00
Philippines	MIGRANT FORUM IN ASIA (MFA), INC	Management and admin services	60,000.00
Philippines	TRAVELER	Transportation, storage, mail services	3,000.00
Portugal	INT'L CONSULTANT SUPPORT	Management and admin services	40,000.00
Portugal	INT'L CONSULTANT TECHNICAL	Management and admin services	103,550.00
Republic of Moldova	(R) IM LIUPAS-IMOBIL SRL	Management and admin services	37,079.91
Republic of Moldova	(R) IM LIUPAS-IMOBIL SRL	Politics and civic affairs services	7,416.00
Republic of Moldova	(R) LOGISTICA SI COMUNICARE	Travel, food and lodging	34,279.17
Republic of Moldova	(R) TRENDSETER SRL	Editorial, design, graphic services	49,201.50
Republic of Moldova	AO ASOCIATIA ANTREPRENORI DIZABILIT AEFL	Management and admin services	34,374.41
Republic of Moldova	MAGIC PROMO SRL	Management and admin services	43,100.49
Rwanda	HIGH LANDS CENTRE LEADSHIP& DEVELOPMENT	Management and admin services	57,487.33
Senegal	INT'L CONSULTANT SUPPORT	Management and admin services	48,640.46
Senegal	INT'L CONSULTANT TECHNICAL	Management and admin services	8,000.01
Senegal	LOCAL CONSULTANT TECHNICAL	Management and admin services	35,000.00
Senegal	MAME KHARY DIENE	Office equipment	16,392.37
Senegal	RELAX VOYAGES	Transportation, storage, mail services	90,000.00
Senegal	SAGAM SECURITE S.A.	Public order and security services	37,543.30
Senegal	SATGURU TRAVEL & TOURS SERVICES	Transportation, storage, mail services	60,000.00
Senegal	SENELEC	Public sector related services	40,987.20
Senegal	SUSDEV CONSULTING	Management and admin services	110,000.00
Sierra Leone	INT'L CONSULTANT TECHNICAL	Management and admin services	44,454.02
Singapore	INT'L CONSULTANT TECHNICAL	Management and admin services	34,000.00
Singapore	TRAVELER	Transportation, storage, mail services	600.00
Solomon Islands	UNDP REPRESENTATIVE IN FIJI-SI SUB OFFIC	Financial and insurance services	39,833.27
Solomon Islands	UNDP SOLOMON ISLANDS	Financial and insurance services	45,965.57

Location of supplier	Supplier name	Category description	Value (USD)
UN WOMEN continued			
Somalia	TAKAFUL INSURANCE OF AFRICA	Financial and insurance services	34,753.00
South Africa	DALBERG CONSULTING	Management and admin services	55,625.00
South Africa	INT'L CONSULTANT SUPPORT	Management and admin services	48,250.00
South Africa	RECONSTRUCTED LIVING LAB	Management and admin services	38,004.56
South Africa	SWAKOPMUND STATION HOTEL	Travel, food and lodging	49,516.95
South Africa	UHAI INVESTMENTS	Management and admin services	50,000.00
South Sudan	AP-TECH CONTRACTORS CO.LTD	Engineering and research services	3,000.00
South Sudan	AP-TECH CONTRACTORS CO.LTD	Power generation machinery	12,000.00
South Sudan	AP-TECH CONTRACTORS CO.LTD	Sports and recreational equipment	26,470.00
South Sudan	AP-TECH CONTRACTORS CO.LTD	Transportation, storage, mail services	3,000.00
South Sudan	DENHAN INTERNATIONAL	Management and admin services	192,000.00
South Sudan	GIRMA SHIFERAW CONSTRUCTION & ENGINEERIN	Building and maintenance services	176,724.65
South Sudan	GIRMA SHIFERAW CONSTRUCTION & ENGINEERIN	Management and admin services	34,331.87
Spain	DLTC SL	Editorial, design, graphic services	50,538.61
Spain	INT'L CONSULTANT SUPPORT	Management and admin services	15,000.00
Spain	INT'L CONSULTANT TECHNICAL	Management and admin services	52,830.00
Sudan	INT'L CONSULTANT TECHNICAL	Management and admin services	108,000.00
Sweden	INT'L CONSULTANT SUPPORT	Management and admin services	68,640.00
Sweden	INT'L CONSULTANT TECHNICAL	Management and admin services	88,205.00
Sweden	TRAVELER	Transportation, storage, mail services	1,400.00
Switzerland	INT'L CONSULTANT TECHNICAL	Management and admin services	122,869.82
Switzerland	INTL. FED OF BUS & PROFESSIONAL WOMEN	Travel, food and lodging	74,552.00
Tajikistan	ASSOCIATION WOMAN AND SOCIETY	Management and admin services	40,168.00
Thailand	DUSIT THANI BANGKOK	Travel, food and lodging	34,513.03
Thailand	GBT (THAILAND) CO.,LTD	Transportation, storage, mail services	141,593.65
Thailand	INT'L CONSULTANT SUPPORT	Management and admin services	37,758.00
Thailand	INT'L CONSULTANT TECHNICAL	Management and admin services	40,000.00
Thailand	SHANGRI-LA HOTEL PUBLIC COMPANY LIMITED	Travel, food and lodging	36,284.45
Thailand	SIAM COMMERCIAL BANK UNITED NATIONS BLDG	Travel, food and lodging	30,632.63
The former Yugoslav Republic of Macedonia	GFK SKOPJE DOOEL	Management and admin services	68,631.90
The former Yugoslav Republic of Macedonia	STRATEGIC DEVELOPMENT CONSULTING	Management and admin services	39,947.90
Timor-Leste	INT'L CONSULTANT TECHNICAL	Management and admin services	76,650.00
Timor-Leste	LOCAL CONSULTANT TECHNICAL	Management and admin services	40,250.00
Tunisia	INT'L CONSULTANT TECHNICAL	Management and admin services	48,937.50
Turkey	EKSEL ILETISIM TICARET AS	Editorial, design, graphic services	89,701.80
Turkey	LOCAL CONSULTANT TECHNICAL	Management and admin services	37,000.00
Turkey	SERENAS INTERNATIONAL TOURISM CONGRESS	Travel, food and lodging	200,632.71
Uganda	IMPERIAL GOLF VIEW HOTEL ENTEBBE LTD	Travel, food and lodging	35,826.94
Uganda	KASAB TRADING LIMITED	Engineering and research services	9,800.00
Uganda	KASAB TRADING LIMITED	Sports and recreational equipment	78,199.80
Uganda	KASAB TRADING LIMITED	Transportation, storage, mail services	7,000.00
Uganda	LOCAL CONSULTANT TECHNICAL	Management and admin services	30,357.16
Uganda	VICTORIA SEEDS LTD	Sports and recreational equipment	33,150.00
Uganda	VICTORIA SEEDS LTD	Transportation, storage, mail services	2,137.00
Uganda	WORLD FOOD PROGGRAMME UGANDA IMPREST	Management and admin services	159,361.28
Ukraine	BUREAU OF GENDER STRATEGY AND BUDGETING	Education and training services	52,962.00
Ukraine	UKRAINIAN FOUNDATION OF PUBLIC HEALTH	Education and training services	80,400.00
United Arab Emirates	FEEDBACK MIDDLE EAST	Management and admin services	32,850.01
United Arab Emirates	HRG DNATA TRAVEL	Education and training services	31,335.00
United Arab Emirates	HRG DNATA TRAVEL	Engineering and research services	1,400.00
United Arab Emirates	HRG DNATA TRAVEL	Politics and civic affairs services	4,117.05
United Arab Emirates	HRG DNATA TRAVEL	Transportation, storage, mail services	99,497.00
United Arab Emirates	HRG DNATA TRAVEL	Travel, food and lodging	169,775.90
United Arab Emirates	INT'L CONSULTANT SUPPORT	Management and admin services	9,600.00
United Arab Emirates	INT'L CONSULTANT TECHNICAL	Management and admin services	14,400.00
United Arab Emirates	LAPIS MIDDLE EAST & AFRICA FZ-LLC	Travel, food and lodging	55,174.15
United Kingdom of Great Britain and Northern Ireland	CONCERTO EVENTS LTD	Travel, food and lodging	69,886.54
United Kingdom of Great Britain and Northern Ireland	IMPACTREADY LLP	Management and admin services	185,900.00
United Kingdom of Great Britain and Northern Ireland	INT'L CONSULTANT SUPPORT	Management and admin services	80,418.50
United Kingdom of Great Britain and Northern Ireland	INT'L CONSULTANT TECHNICAL	Management and admin services	562,676.17
United Kingdom of Great Britain and Northern Ireland	INT.INSTITUTE FOR STRATEGIC STUDIES-IISS	Management and admin services	57,685.00
United Kingdom of Great Britain and Northern Ireland	INTEGRATED TRANSPORT PLANNING LTD	Management and admin services	101,850.00
United Kingdom of Great Britain and Northern Ireland	ITAD LIMITED	Management and admin services	341,480.50
United Kingdom of Great Britain and Northern Ireland	JOSEPH BARNES	Travel, food and lodging	3,000.00
United Kingdom of Great Britain and Northern Ireland	JULIA BETHAN EDWARDS	Travel, food and lodging	100.00
United Kingdom of Great Britain and Northern Ireland	MOONSHOT CVE LTD.,	Management and admin services	493,470.53
United Kingdom of Great Britain and Northern Ireland	MOORE STEPHENS LLP	Financial and insurance services	863,230.41
United Kingdom of Great Britain and Northern Ireland	POSITIVENEGATIVES LTD	Engineering and research services	35,000.00
United Kingdom of Great Britain and Northern Ireland	PRIME PRODUCTION LTD.	Editorial, design, graphic services	112,774.60
United Kingdom of Great Britain and Northern Ireland	SOCIAL DEVELOPMENT DIRECT LIMI	Management and admin services	94,817.00
United Kingdom of Great Britain and Northern Ireland	TRAVELER	Transportation, storage, mail services	5,722.00
United Republic of Tanzania	SAMBODHI LIMITED	Management and admin services	41,466.56
United States of America	ABM JANITORIAL SERVICES NORTHEAST, INC	Building and maintenance services	73,841.52
United States of America	ALEXANDER WOLF & SONS	Structures, construction components	38,870.00
United States of America	AT&T MOBILITY	Public sector related services	359,272.00
United States of America	AUTOMATED GRAPHICS SYSTEMS LLC	Editorial, design, graphic services	30,107.00
United States of America	AUTOMATED GRAPHICS SYSTEMS LLC	Transportation, storage, mail services	1,138.00
United States of America	BLUE JEANS NEWWORK	Engineering and research services	48,130.00
United States of America	CENTRE FOR HEALTH SCIENCES TRAI,RESEARCH	Management and admin services	149,574.00
United States of America	CISION, US INC.	Editorial, design, graphic services	128,216.70
United States of America	COMMUNICATIONS DEVELOPMENT INC.	Editorial, design, graphic services	55,400.00
United States of America	COMMUNITY SYSTEM FOUNDATION	Engineering and research services	217,605.00
United States of America	COMMUNITY SYSTEM FOUNDATION	Management and admin services	149,373.70
United States of America	CONVERGEONE, INC.	Engineering and research services	124,800.00

Location of supplier	Supplier name	Category description	Value (USD)
UN WOMEN continued			
United States of America	CULINART INC	Travel, food and lodging	78,100.00
United States of America	CUTTERS, INC.	Editorial, design, graphic services	272,500.00
United States of America	DBAG STEF NY LENOVO UNITED STATES	IT and communications equipment	236,750.00
United States of America	DEVELOPMENT GATEWAY, INC.	Engineering and research services	30,000.00
United States of America	EMERGING MARKETS COMMUNICATIONS	Engineering and research services	36,228.00
United States of America	EMPIRE ENTERTAINMENT INC.	Travel, food and lodging	139,838.91
United States of America	EQUAL ACCESS INTERNATIONAL	Management and admin services	401,132.44
United States of America	ERIKSEN TRANSLATIONS INC	Editorial, design, graphic services	58,075.01
United States of America	FOUNDATION FOR LEARNING EQUALITY, INC	Engineering and research services	40,400.00
United States of America	GLOBAL RIGHTS FOR WOMEN	Management and admin services	65,440.50
United States of America	IN-HOUSE INTERNATIONAL LLC	Editorial, design, graphic services	40,800.00
United States of America	INFOSYS PUBLIC SERVICES INC.	Management and admin services	565,305.60
United States of America	INT'L CONSULTANT SUPPORT	Management and admin services	640,226.87
United States of America	INT'L CONSULTANT TECHNICAL	Management and admin services	1,019,339.88
United States of America	IPSOS PUBLIC AFFAIRS, LLC	Management and admin services	166,933.80
United States of America	KAI KAI COMMUNICATIONS CORP	Management and admin services	30,000.00
United States of America	KPMG	Management and admin services	39,598.34
United States of America	LEADERSHIP DEVELOPMENT SERVICES, LLC	Management and admin services	56,400.00
United States of America	LEADERSHIP DEVELOPMENT SERVICES, LLC	Politics and civic affairs services	385.00
United States of America	LEADERSHIP DEVELOPMENT SERVICES, LLC	Transportation, storage, mail services	5,337.72
United States of America	LOCAL CONSULTANT SUPPORT	Management and admin services	629,446.25
United States of America	LOCAL CONSULTANT TECHNICAL	Management and admin services	477,850.00
United States of America	MACQUARIE TRAVELWORLD SERVICES LIMITED	Transportation, storage, mail services	31,030.00
United States of America	MEDIA STAR PROMOTIONS	Management and admin services	81,058.02
United States of America	MICROSOFT CORPORATION	Engineering and research services	873,401.99
United States of America	MYTHOS LABS INC.	Management and admin services	85,575.00
United States of America	NON-PO VOUCHERS	Office equipment	5,000,000.00
United States of America	PLANSON INTERNATIONAL CORPORATION	IT and communications equipment	62,705.00
United States of America	PLANSON INTERNATIONAL CORPORATION	Printing, photo and AV equipment	2,104.00
United States of America	PRICEWATERHOUSECOOPERS PUB. SECTOR LLP	Management and admin services	328,236.40
United States of America	PROJECT FOR PUBLIC SPACES INC	Education and training services	39,245.00
United States of America	SITECORE USA, INC	Engineering and research services	47,563.00
United States of America	SKRIVANEK TRANSLATION SERVICES, INC.	Editorial, design, graphic services	32,635.85
United States of America	SLG 220 NEWS OWNER LLC	Building and maintenance services	117,005.30
United States of America	SLG 220 NEWS OWNER LLC	Management and admin services	5,105,467.10
United States of America	SLG 220 NEWS OWNER LLC	Politics and civic affairs services	86,843.80
United States of America	SLG 220 NEWS OWNER LLC	Public sector related services	178,270.00
United States of America	SONATEL	Engineering and research services	40,123.88
United States of America	STONE SECURITY ENGINEERING, P.C.	Public order and security services	30,828.00
United States of America	T&G INDUSTRIES, INCD/B/A	Engineering and research services	88,367.12
United States of America	TEAM PEOPLE, LLC	Travel, food and lodging	39,705.32
United States of America	THE BEARA GROUP LLC	Management and admin services	32,500.00
United States of America	THE BOSTON CONSULTING GROUP INC.	Management and admin services	49,500.00
United States of America	TRAVELER	Transportation, storage, mail services	31,654.00
United States of America	TRIGYN TECHNOLOGIES INC.	Management and admin services	1,213,831.60
United States of America	ULTRAMAR	Transportation, storage, mail services	2,607,193.00
United States of America	ULTRAVIRGO CREATIVE LLC	Editorial, design, graphic services	36,250.00
United States of America	WHAT TOOK YOU SO LONG? INC	Editorial, design, graphic services	49,900.00
United States of America	WOLTERS KLUWER FINANCIAL SERVICES INC	Education and training services	12,375.00
United States of America	WOLTERS KLUWER FINANCIAL SERVICES INC	Engineering and research services	97,500.00
Yemen	AUTOMOTIVE AND MACHINERY TRADING CENTER	Motor vehicles and parts	32,000.00
Yemen	CLICK FOR MARKETING AND MEDIA SERVICES	Editorial, design, graphic services	30,000.00
Yemen	NAHJ MANAGEMENT CONSULTING	Editorial, design, graphic services	49,909.50
Zimbabwe	INT'L CONSULTANT SUPPORT	Management and admin services	132,424.20
Zimbabwe	INT'L CONSULTANT TECHNICAL	Management and admin services	7,334.00
Zimbabwe	LOCAL CONSULTANT SUPPORT	Management and admin services	54,600.00
UNAIDS			
Algeria	UNICEF	Building and maintenance services	44,311.00
Angola	UNDP ELECTRONIC	Building and maintenance services	47,350.18
Armenia	NATIONAL CENTER FOR AIDS PREVENTION	Politics and civic affairs services	403,000.00
Australia	BURNET INSTITUTE	Management and admin services	37,000.00
Austria	UNITED NATIONS OFFICE ON DRUGS AND CRIME (	Politics and civic affairs services	143,060.00
Belarus	UNITED NATIONS DEVELOPMENT PROGRAMME (U	Management and admin services	31,860.00
Belgium	SITA COOPERATIVE SOCIETY	Engineering and research services	920,000.00
Botswana	UNDP ELECTRONIC	Management and admin services	55,695.25
Brazil	UNDP ELECTRONIC	Building and maintenance services	68,017.97
Burkina Faso	INITIATIVES CONSEIL INTERNATIONAL-SANTE	Politics and civic affairs services	4,080,000.00
Burkina Faso	UNDP ELECTRONIC	Management and admin services	38,663.76
Cambodia	ORN, MRS SUN HEANG	Building and maintenance services	30,040.00
Canada	ACT-FOR-PERFORMANCE B.V.	Politics and civic affairs services	64,055.07
Canada	CHEUNG,MS JACQUIE **TRL116970	Politics and civic affairs services	39,900.00
Canada	MOLOO, MS YAJNA DEVI	Politics and civic affairs services	36,033.80
Canada	SHURAJIT NICKY DUTTA	Politics and civic affairs services	31,962.00
Canada	UNIVERSALIA MANAGEMENT GROUP LIMITED	Politics and civic affairs services	202,694.57
China	BEIJING HOUSING SERVICE CORPORATION FOR DI	Building and maintenance services	93,213.19
Democratic Republic of the Congo	KAYAMBA, MR BUNGUDI ALEXIS	Building and maintenance services	69,300.00
Denmark	DANOFFICE IT	IT and communications equipment	261,740.00
Denmark	UNDP JPO SERVICE CENTRE	Management and admin services	51,060.44
Egypt	EL-AKKAD, MRS NADA MAHMOUD SALAHELDIN	Politics and civic affairs services	42,558.61
Egypt	ELSHEIKH, DOCTOR ALIAA YOUSRY HASSAN ALY	Politics and civic affairs services	31,788.00
Egypt	HANAFY HAFEZ, MR MAHMOUD MOHAMED	Public sector related services	33,485.77
Egypt	NATIONAL FOUNDATION FOR FAMILY AND SOCIE	Politics and civic affairs services	117,611.71
Ethiopia	UNITED NATIONS ECONOMIC COMMISSION FOR A	Engineering and research services	53,362.94
Fiji	UNITED NATIONS ENTITY FOR GENDER EQUALITY	Building and maintenance services	89,551.56

Location of supplier	Supplier name	Category description	Value (USD)
UNAIDS continued			
France	BIO-RAD LABORATORIES	Laboratory and testing equipment	55,439.41
France	COLEMAN, DOCTOR ROSALIND LUCY	Management and admin services	39,000.00
France	SONJA TANAKA	Politics and civic affairs services	98,197.00
Germany	MATRIX COMMUNICATIONS GMBH	Editorial, design, graphic services	82,102.59
Germany	STELZLE, DOCTOR DOMINIK	Politics and civic affairs services	33,617.93
Ghana	AMOAKO-MENSAH, MRS ALEXANDRA	Building and maintenance services	66,000.00
India	ADHIKARY,DOCTOR RAJAT SHUVRA**TRL66584	Politics and civic affairs services	36,975.72
India	ASHIRBAD INFRASTRUCTURE SERVICES & FACILITI	Building and maintenance services	67,067.12
India	ATTITUDE EVENTS PVT. LTD.	Politics and civic affairs services	90,298.02
India	G4S SECURE SOLUTIONS (INDIA) PVT. LTD	Management and admin services	68,004.80
India	PURI, MR TARUN	Building and maintenance services	128,238.85
India	SWASTI	Politics and civic affairs services	32,024.00
Indonesia	UNDP ELECTRONIC	Building and maintenance services	89,125.32
Iran (Islamic Republic of)	UNITED NATIONS DEVELOPMENT PROGRAMME (U	Building and maintenance services	76,771.00
Ireland	MICROSOFT IRELAND OPERATONS LTD	IT and communications equipment	67,140.00
Italy	BLOSSOM S.N.C. DI GIACOMO FRIGERIO & C.	Editorial, design, graphic services	30,000.00
Italy	BLOSSOM S.N.C. DI GIACOMO FRIGERIO & C.	Management and admin services	42,570.00
Italy	BLOSSOM S.N.C. DI GIACOMO FRIGERIO & C.	Politics and civic affairs services	55,200.00
Italy	UNITED NATIONS SYSTEM STAFF COLLEGE (UNSS	Management and admin services	194,040.00
Jamaica	JAMAICA PROPERTY COMPANY LTD	Building and maintenance services	46,560.00
Kazakhstan	UNDP ELECTRONIC	Management and admin services	45,159.00
Kenya	ADVANTECH CONSULTING LTD	Politics and civic affairs services	125,826.00
Kenya	ALANDO,MR CHRISTOPHER**S084534	Politics and civic affairs services	33,538.00
Kenya	UNITED NATIONS (KESC4)	Engineering and research services	76,010.00
Kenya	UNITED NATIONS (KESC4)	Management and admin services	32,522.70
Kenya	UNITED NATIONS (KESC4)	Travel, food and lodging	54,436.32
Kenya	UNITED NATIONS OFFICE AT NAIROBI	Travel, food and lodging	54,000.00
Kyrgyzstan	REPUBLICAN AIDS CENTRE	Politics and civic affairs services	59,909.35
Lesotho	UNDP ELECTRONIC	Management and admin services	60,683.72
Madagascar	UNDP ELECTRONIC	Management and admin services	31,916.33
Malaysia	INTERNATIONAL PLANNED PARENTHOOD FEDERA	Politics and civic affairs services	50,767.00
Malaysia	SMITH, MR GRAHAM DONALD	Politics and civic affairs services	48,319.52
Mongolia	UNITED NATIONS DEVELOPMENT PROGRAMME (U	Management and admin services	56,058.00
Mozambique	LÚCIO, MR FILIPE DOMINGOS FREIRES	Management and admin services	45,600.00
Myanmar	COMMUNITY PARTNERS INTERNATIONAL	Politics and civic affairs services	1,729,391.00
Myanmar	MITCHELL, DOCTOR JASON LEO IANE	Politics and civic affairs services	108,252.00
Myanmar	PHONG, DOCTOR NANG SAM SI	Politics and civic affairs services	56,244.00
Myanmar	THAN HTAY, MS EMILY	Management and admin services	34,830.00
Myanmar	THAN HTAY, MS EMILY	Politics and civic affairs services	90,900.00
Myanmar	UNITED NATIONS DEVELOPMENT PROGRAMME (U	Politics and civic affairs services	47,000.00
Myanmar	YATANARPON TELEPORT	Management and admin services	36,660.00
Netherlands	GLOBAL NETWORK OF PEOPLE LIVING WITH HIV A	Politics and civic affairs services	48,780.49
Netherlands	STICHTING AIDS FONDS – SOA AIDS NEDERLAND	Politics and civic affairs services	6,481,481.00
Nigeria	UNDP ELECTRONIC	Building and maintenance services	64,245.44
Pakistan	UNDP ELECTRONIC	Building and maintenance services	92,741.21
Panama	FUNDACION CIUDAD DEL SABER	Building and maintenance services	62,135.00
Papua New Guinea	DIGICEL PNG LIMITED	Engineering and research services	32,094.81
Papua New Guinea	KENMORE PROPERTY LTD	Building and maintenance services	149,231.26
Peru	UNDP ELECTRONIC	Building and maintenance services	57,815.87
Russian Federation	FEDERAL BUDGET INSTITUTION OF SCIENCE CENT	Politics and civic affairs services	49,364.80
Russian Federation	FUND AIDS INFOSHARE	Politics and civic affairs services	1,733,975.00
Russian Federation	HUMANITARIAN ACTION CHARITABLE SOCIAL FUN	Politics and civic affairs services	108,090.00
Russian Federation	OOO INTERNATIONAL CONGRESS SERVICE	Management and admin services	31,400.73
Rwanda	NKUNDUNKUNDIYE, MR JEAN BOSCO	Management and admin services	36,000.00
Senegal	SONATEL GRANDS COMPTES	Building and maintenance services	174,658.19
Senegal	SONATEL GRANDS COMPTES	Management and admin services	92,228.40
Senegal	UNDP ELECTRONIC	Building and maintenance services	218,773.11
Sierra Leone	CHRISTIAN AID SIERRA LEONE	Politics and civic affairs services	148,294.00
Sierra Leone	UNDP ELECTRONIC	Building and maintenance services	31,830.34
Sierra Leone	WORLD FOOD PROGRAMME	Politics and civic affairs services	59,660.00
South Africa	HEALTH AND DEVELOPMENT AFRICA (PTY) LTD.	Politics and civic affairs services	2,452,108.00
South Africa	INSAMLINGSSTIFTELSEN AIDS ACCOUNTABILITY IN	Travel, food and lodging	65,250.00
South Africa	KEMPSTER SEDGWIK T/A CMH KEMPSTER FORD P	Motor vehicles and parts	33,382.08
South Africa	MICAWBER HOTEL (PTY) LTD T/A RADISSON BLU S	Building and maintenance services	66,343.06
South Africa	MOTLOGELWA, MR KATLEGO LAWRENCE	Politics and civic affairs services	31,163.13
South Africa	MTN	Building and maintenance services	30,286.37
South Africa	NATIONAL EMERGENCY RESPONSE COUNCIL ON	Politics and civic affairs services	47,220.00
South Africa	SOUTHERN AFRICA HIV AND AIDS INFORMATION	Politics and civic affairs services	124,800.00
South Africa	THE CAPITAL APARTMENTS AND HOTELS (PTY) LTI	Travel, food and lodging	66,375.56
South Africa	TREATMENT ACTION CAMPAIGN	Politics and civic affairs services	96,582.47
South Africa	UNDP ELECTRONIC	Building and maintenance services	42,611.27
South Africa	UNIVERSITY OF CAPE TOWN	Management and admin services	73,216.00
South Africa	VODACOM (PTY) LTD	Building and maintenance services	80,572.69
South Sudan	UNITED NATIONS OFFICE FOR THE COORDINATIO	Management and admin services	81,190.80
Sudan	UNDP ELECTRONIC	Building and maintenance services	54,740.63
Sweden	PICKERING,DOCTOR JASON PAUL**S084845	Politics and civic affairs services	38,440.00
Switzerland	BEST WESTERN HOTEL	Travel, food and lodging	36,272.00
Switzerland	BUSINESS SUNRISE ENTERPRISE SOLUTIONS	IT and communications equipment	40,101.55
Switzerland	HOTEL ROYAL MANOTEL	Management and admin services	45,432.10
Switzerland	HOTEL VICTORIA EXPLOITATION GLION SA	Travel, food and lodging	32,057.22
Switzerland	KEMPINSKI HOTEL	Travel, food and lodging	95,096.36
Switzerland	MARAIS, MR HEINRICH	Politics and civic affairs services	30,000.00
Switzerland	SWISS TROPICAL AND PUBLIC HEALTH INSTITUTE	Politics and civic affairs services	52,504.50
Switzerland	SWISSCOM (SUISSE) SA	Engineering and research services	371,188.57

Location of supplier	Supplier name	Category description	Value (USD)
UNAIDS continued			
Switzerland	WORLD COUNCIL OF CHURCHES	Politics and civic affairs services	120,625.00
Switzerland	XEROX SA	Editorial, design, graphic services	228,174.60
Thailand	ASIA PACIFIC NETWORK OF PEOPLE LIVING WITH I	Politics and civic affairs services	148,310.00
Thailand	PULLMAN BANGKOK KING POWER	Travel, food and lodging	53,585.01
Thailand	SHWE, DOCTOR YE YU	Management and admin services	34,400.00
Thailand	UN ESCAP	Financial and insurance services	233,000.00
United Kingdom of Great Britain and Northern Ireland	BHATT, DOCTOR SAMIR JAGDISH	Politics and civic affairs services	112,645.00
United Kingdom of Great Britain and Northern Ireland	CLOUD NINE MEDIA (UK) LTD	Politics and civic affairs services	34,851.06
United Kingdom of Great Britain and Northern Ireland	CORNERSTONE ONDEMAND	Management and admin services	36,767.99
United Kingdom of Great Britain and Northern Ireland	GETHING,DOCTOR PETER **TRL19541	Politics and civic affairs services	106,764.00
United Kingdom of Great Britain and Northern Ireland	IMPERIAL COLLEGE LONDON	Management and admin services	152,129.00
United Kingdom of Great Britain and Northern Ireland	IMPERIAL COLLEGE LONDON	Politics and civic affairs services	175,000.00
United Kingdom of Great Britain and Northern Ireland	LONDON SCHOOL OF HYGIENE AND TROPICAL M	Politics and civic affairs services	76,517.15
United Kingdom of Great Britain and Northern Ireland	MUNYANEZA, MS JULIENNE	Politics and civic affairs services	100,000.00
United Kingdom of Great Britain and Northern Ireland	OXFORD POLICY MANAGEMENT	Politics and civic affairs services	50,000.00
United Kingdom of Great Britain and Northern Ireland	TORCHBOX LTD	Politics and civic affairs services	31,662.27
United Republic of Tanzania	UNDP ELECTRONIC	Management and admin services	94,320.00
United States of America	43 & 2 PROPERTY CO. LLC	Building and maintenance services	316,784.00
United States of America	AVENIR HEALTH, INC.	Politics and civic affairs services	145,122.00
United States of America	COMMUNITY SYSTEMS FOUNDATION.	Management and admin services	49,979.00
United States of America	DIDERIKSEN, MS CHRISTINA	Politics and civic affairs services	36,400.00
United States of America	EMORY UNIVERSITY (RESEARCH)	Politics and civic affairs services	225,000.00
United States of America	ESRT ONE GRAND CENTRAL PLACE, LLC	Building and maintenance services	284,932.00
United States of America	GENERAL SECRETARIAT OF THE OAS	Building and maintenance services	73,243.00
United States of America	GENERAL SECRETARIAT OF THE OAS	IT and communications equipment	114,462.00
United States of America	HUNGRY HEART MEDIA WONDROS	Politics and civic affairs services	40,000.00
United States of America	INSTITUTE FOR YOUTH DEVELOPMENT	Politics and civic affairs services	50,000.00
United States of America	INTERNATIONAL ASSOCIATION OF PROVIDERS OF	Politics and civic affairs services	900,000.00
United States of America	ISBELL, MR MICHAEL	Politics and civic affairs services	78,767.20
United States of America	IVEDIX	Management and admin services	323,460.00
United States of America	JACOBSON, MR GERALD OWEN	Politics and civic affairs services	48,559.00
United States of America	KYLE HOUSE GROUP, LLC	Politics and civic affairs services	95,000.00
United States of America	MILLENNIUM PROMISE ALLIANCE, INC.	Politics and civic affairs services	100,000.00
United States of America	PHAROS GLOBAL HEALTH ADVISORS	Politics and civic affairs services	95,320.00
United States of America	THE GLOBAL FORUM ON MSM & HIV (MSMGF) C/(	Politics and civic affairs services	37,017.00
United States of America	THE PENNSYLVANIA STATE UNIVERSITY	Politics and civic affairs services	95,599.00
United States of America	UNDP UNITED NATIONS DEVELOPMENT PROGRAI	Politics and civic affairs services	1,321,109.00
United States of America	UNITED NATIONS GENERAL FUND (UNITED NATIO	Financial and insurance services	1,567,238.66
United States of America	UNITED NATIONS OFFICE ON DRUGS AND CRIME	Politics and civic affairs services	300,000.00
United States of America	WALLACE, MS ANDREA J.	Editorial, design, graphic services	30,600.00
United States of America	WALLACE, MS ANDREA J.	Politics and civic affairs services	102,000.00
Viet Nam	HUYNH LAN PHUONG	Politics and civic affairs services	43,512.00
Viet Nam	NGUYEN,MISS THIEN NGA**S073942	Politics and civic affairs services	43,512.00
Viet Nam	TRUNG TAM NGHIEN CUU UNG DUNG SUC KHOE	Politics and civic affairs services	85,179.24
Viet Nam	UNDP ELECTRONIC	Building and maintenance services	71,230.00
Viet Nam	VAN, MS NGUYEN THANH	Politics and civic affairs services	38,976.00
Zambia	EIMPREST - AFRO	Management and admin services	35,399.39
Zambia	NATIONAL HIV/AIDS COUNCIL	Politics and civic affairs services	248,300.00
Zambia	UNDP ELECTRONIC	Management and admin services	53,299.41
Zimbabwe	ELEPHANT HILLS RESORT	Travel, food and lodging	73,750.00
Zimbabwe	J&P SECURITY SERVICES	Building and maintenance services	35,907.57
Zimbabwe	UNDP ELECTRONIC	Building and maintenance services	224,633.08
UNAKRT			
Cambodia	AMARY CO.,LTD	Travel, food and lodging	242,161.00
Cambodia	ASSOCIATION POUR LA RECHERCHE LA	Editorial, design, graphic services	40,000.00
Cambodia	TS CAMBODIA	Editorial, design, graphic services	77,000.00
Malta	INTERNATIONALTRANSLATIONAGENCYLIMIT	Editorial, design, graphic services	30,000.00
United Kingdom of Great Britain and Northern Ireland	MOTOROLA SOLUTIONS UK LIMITED	IT and communications equipment	49,362.78
United States of America	CHECK POINTSOFTWARETECHNOLOGIESINC.	IT and communications equipment	30,238.00
United States of America	EMC CORPORATION	IT and communications equipment	45,941.26
UNDP			
Afghanistan	ACSOR-SURVEYS	Management and admin services	98,409.00
Afghanistan	AFGHAN PLANNING AGENCY	Engineering and research services	780,294.51
Afghanistan	AFGHANISTAN DEV. & WELFARE SERVICE ORG.	Public order and security services	361,340.00
Afghanistan	AFGHANISTAN YOUTH NATIONAL & SOCIAL ORG	Management and admin services	848,010.00
Afghanistan	AFGHANITE GEO AND MINING ENGINEERING S.C	Environmental services	81,700.00
Afghanistan	AHMAD WALI AMIN	Management and admin services	48,400.00
Afghanistan	AINA MEDIA & CULTURE CENTER	Editorial, design, graphic services	37,100.00
Afghanistan	AKRAMI EXPRESS CONSTRUCTION COMPANY	Building and maintenance services	127,769.00
Afghanistan	ALAMZOUY BESMIL CONSTRUCTION COMPANY	Building and maintenance services	177,630.00
Afghanistan	ALAMZOUY BESMIL CONSTRUCTION COMPANY	Laboratory and testing equipment	60,628.00
Afghanistan	AMERICAN UNIVERSITY OF AFGHANISTAN	Education and training services	89,700.00
Afghanistan	ASSISTANCE FOR HEALTH , EDU AND DEVEL	Management and admin services	370,458.00
Afghanistan	ASSISTANCE FOR HEALTH , EDU AND DEVEL	Politics and civic affairs services	205,810.00
Afghanistan	AWCC	Engineering and research services	38,694.32
Afghanistan	BAHAR WAHEED CONSTRUCTION COMPANY	Structures, construction components	383,629.20
Afghanistan	BARIKAB DURANI CONSTRUCTION CO	Building and maintenance services	221,730.00
Afghanistan	BARIKAB DURANI CONSTRUCTION CO	Structures, construction components	465,038.25
Afghanistan	BEST WALK LOGISTIC SERVICES CO	Editorial, design, graphic services	108,330.00
Afghanistan	BORJ-E-PAMIR LOGISTICS SERVICES CO	Distribution equipment	42,743.85
Afghanistan	BORJ-E-PAMIR LOGISTICS SERVICES CO	Domestic appliances and electronics	5,404.14
Afghanistan	BORJ-E-PAMIR LOGISTICS SERVICES CO	Electrical systems components	107,069.21
Afghanistan	BORJ-E-PAMIR LOGISTICS SERVICES CO	IT and communications equipment	13,145.21
Afghanistan	BORJ-E-PAMIR LOGISTICS SERVICES CO	Medical equipment	2,629.04

Location of supplier	Supplier name	Category description	Value (USD)
UNDP continued			
Afghanistan	BORJ-E-PAMIR LOGISTICS SERVICES CO	Power generation machinery	3,797.51
Afghanistan	BORJ-E-PAMIR LOGISTICS SERVICES CO	Printing, photo and AV equipment	3,154.85
Afghanistan	CISNET GLOBAL I.T SOLUTIONS	Domestic appliances and electronics	12,000.00
Afghanistan	CISNET GLOBAL I.T SOLUTIONS	IT and communications equipment	48,000.00
Afghanistan	CISNET GLOBAL I.T SOLUTIONS	Printing, photo and AV equipment	80,500.00
Afghanistan	CIVIL & LIBERAL INITITIVE FOR PEACE ORG	Education and training services	30,627.15
Afghanistan	CORE SKILL FOCUS ORGANIZATION (CSFO)	Farming, fishing, forestry services	193,116.00
Afghanistan	DELOITTE YOUSUF ADIL, CHARTERED ACCOUNT	Education and training services	64,200.00
Afghanistan	EQUALITY FOR PEACE & DEMOCRACY ORGANIZAT	Politics and civic affairs services	192,912.00
Afghanistan	ERNST & YOUNG FORD RHODES SIDAT HYDER	Engineering and research services	310,000.00
Afghanistan	ETISALAT AFGHANISTAN	Engineering and research services	211,080.00
Afghanistan	FKH MEDIA	Management and admin services	41,427.97
Afghanistan	GLOBAL ENTOURAGE SERVICES	Engineering and research services	885,502.00
Afghanistan	GLOBAL ENTOURAGE SERVICES	Management and admin services	224,400.00
Afghanistan	HAMED	Management and admin services	30,000.00
Afghanistan	HELAL HADAWAL AGRICULTURAL & SEEDS CO.	Building and maintenance services	83,355.68
Afghanistan	IDG SECURITY AFGHANISTAN LTD	Public order and security services	289,624.02
Afghanistan	IO GLOBAL SERVICES PRIVATE LIMITED	Engineering and research services	47,250.00
Afghanistan	KAPUL GROUP OF COMPANIES	Editorial, design, graphic services	38,463.82
Afghanistan	KUEHNE+NAGEL A/S	Laboratory and testing equipment	30,235.16
Afghanistan	KUEHNE+NAGEL A/S	Motor vehicles and parts	45,506.26
Afghanistan	KUEHNE+NAGEL A/S	Transportation, storage, mail services	219,614.11
Afghanistan	LAPIS LTD	Editorial, design, graphic services	104,294.00
Afghanistan	MUJEEB RAHMAN	Management and admin services	30,000.00
Afghanistan	MUKHTAR CARVING AND WOOD WORKING	Public sector related services	41,604.02
Afghanistan	MUKHTAR INFORMATION TECHNOLOGY SER CO	Electrical systems components	30,000.00
Afghanistan	MUKHTAR INFORMATION TECHNOLOGY SER CO	Engineering and research services	38,400.00
Afghanistan	MUKHTAR INFORMATION TECHNOLOGY SER CO	IT and communications equipment	163,600.00
Afghanistan	MUKHTAR INFORMATION TECHNOLOGY SER CO	Printing, photo and AV equipment	3,000.00
Afghanistan	MUSTAFA GROUP LTD	Engineering and research services	44,809.50
Afghanistan	NAME WITHHELD FOR SECURITY REASONS	Management and admin services	764,989.00
Afghanistan	NATIONAL FUEL CORPORATION LTD	Fuels and lubricants etc.	374,299.20
Afghanistan	NEDA TELECOMMUNICATION	Engineering and research services	78,960.00
Afghanistan	NEUZEN TECHNOLOGY SERVICE	Engineering and research services	58,900.00
Afghanistan	NOOR PHARMA LTD.	Medical equipment	318,141.07
Afghanistan	NOOR PHARMA LTD.	Pharmaceuticals, contraceptives, vaccines	50,637.62
Afghanistan	NOORIN PRINTING PRESS	Editorial, design, graphic services	31,000.00
Afghanistan	NOORIN PRINTING PRESS	Transportation, storage, mail services	5,700.00
Afghanistan	OMAR ANSAR LOGISTIC SERVICES CORPORATE	Furniture	56,731.00
Afghanistan	OXUS BAKHTAR ENGINEERING&CONSTRUCTION (	Structures, construction components	815,114.06
Afghanistan	PCA GENERAL TRADING LLC	IT and communications equipment	74,500.00
Afghanistan	PIVOTAL CONSULTANCY SERVICES	Travel, food and lodging	97,896.01
Afghanistan	PLANSON INTERNATIONAL CORPORATION	Domestic appliances and electronics	6,900.00
Afghanistan	PLANSON INTERNATIONAL CORPORATION	Electrical systems components	48,502.00
Afghanistan	PLANSON INTERNATIONAL CORPORATION	IT and communications equipment	562,875.00
Afghanistan	PLANSON INTERNATIONAL CORPORATION	Material handling machinery	2,698.00
Afghanistan	PLANSON INTERNATIONAL CORPORATION	Motor vehicles and parts	4,634.00
Afghanistan	PLANSON INTERNATIONAL CORPORATION	Printing, photo and AV equipment	6,160.00
Afghanistan	PLANSON INTERNATIONAL CORPORATION	Transportation, storage, mail services	49,342.00
Afghanistan	QADERDAN RURAL TECHNOLOGY DEVELOPMENT	Engineering and research services	390,906.00
Afghanistan	RIXON ENGINEERING AND CONSTRUCTION	Building and maintenance services	376,319.00
Afghanistan	ROKHAN SHAMS LOGISTIC COMPANY	Healthcare services	31,915.76
Afghanistan	SAFI ENGINEERING LTD	Engineering and research services	41,130.00
Afghanistan	SAFI ENGINEERING LTD	Industrial manufacturing services	6,076.00
Afghanistan	SAHAT HAMAGANI LTD	Medical equipment	93,000.00
Afghanistan	SENAAN CONSTRUCTION ROAD CO LTD	Building and maintenance services	441,315.00
Afghanistan	SHAMSHAD HASHIMI PRINTING PRESS	Editorial, design, graphic services	74,658.44
Afghanistan	TARH-E-SABZ AGIRCULTURE AND LIVESTOCK CO	Live plant and animal material	244,822.00
Afghanistan	TELECOM DEVELOPMENT COOMPANY	Public sector related services	94,358.57
Afghanistan	THREE DABSTER CONSULTENCY COMPANY	Building and maintenance services	40,402.55
Afghanistan	TOLL BROTHERS CONSTRUCTION CO.	Building and maintenance services	62,403.00
Afghanistan	TOLL BROTHERS CONSTRUCTION CO.	Public order and security services	41,085.00
Afghanistan	TRADE BOX LOGISTICS AND TRADING CO. LTD.	Management and admin services	42,000.00
Afghanistan	UN-WFP DUBAI	Industrial manufacturing services	31,519.46
Afghanistan	UN-WFP DUBAI	Power generation machinery	308,113.00
Afghanistan	UNICEF AFGHANISTAN COUNTRY OFFICE	Management and admin services	131,193.49
Afghanistan	UNIVERSE CONSTRUCTION LTD	Building and maintenance services	322,300.00
Afghanistan	UNOPS AFGHANISTAN PIF	Engineering and research services	46,518.22
Afghanistan	UNWFP / UNHAS	Management and admin services	101,952.00
Afghanistan	UNWFP / UNHAS	Transportation, storage, mail services	200,000.00
Afghanistan	WARASTA STORE TRADING LTD	IT and communications equipment	192,850.00
Afghanistan	WEST MOVERS LOGISTIC AND TRADING LTD	Food and beverage products	175,364.35
Afghanistan	WHITE CONSTRUCTION CO	Structures, construction components	49,993.00
Afghanistan	ZALA EDUCATION AND SOCIAL ORGANIZATION	Travel, food and lodging	45,400.62
Afghanistan	ZEKRIA HAMID LTD	Electrical systems components	6,550.00
Afghanistan	ZEKRIA HAMID LTD	Engineering and research services	34,500.00
Afghanistan	ZEKRIA HAMID LTD	IT and communications equipment	206,835.00
Afghanistan	ZEKRIA HAMID LTD	Office equipment	49,855.00
Afghanistan	ZEKRIA HAMID LTD	Printing, photo and AV equipment	46,090.00
Albania	4 A - M SHPK	Engineering and research services	36,608.21
Albania	A.G.E. CO & CO SHPK	Engineering and research services	44,635.33
Albania	AL-VEK SHPK	Engineering and research services	57,761.60
Albania	AL NOBEL SHPK	Power generation machinery	34,551.11
Albania	ALBA KONSTRUKSION	Engineering and research services	568,072.55

Location of supplier	Supplier name	Category description	Value (USD)
UNDP continued			
Albania	ALBANIA EXPERIENCE	Travel, food and lodging	34,868.60
Albania	ALBANIAN EXPERIENCE	Travel, food and lodging	30,361.99
Albania	ARSIS - ORGANIZATE SHOQ PERK TE RINJVE	Politics and civic affairs services	34,969.75
Albania	BAHAS SHPK	Engineering and research services	50,752.48
Albania	BEAN SHPK	Engineering and research services	69,669.14
Albania	CSI PIEMONTE - DEGA E SHOQ. SE HUAJ NE S	Public sector related services	299,968.00
Albania	DIVITECH SHPK	Electrical systems components	7,210.46
Albania	DIVITECH SHPK	IT and communications equipment	27,399.73
Albania	EXPO CITY SHPK	Travel, food and lodging	43,768.90
Albania	FUSHA SHPK	Engineering and research services	165,245.27
Albania	GENC MYFTIU PERSON FIZIK	Politics and civic affairs services	266,885.73
Albania	GENDER ALLIANCE FOR DEVELOPMENT CENTER	Politics and civic affairs services	30,854.81
Albania	GURTEN SHPK	Management and admin services	127,399.99
Albania	HUMAN DEVELOPMENT PROMOTION CENTER	Engineering and research services	71,097.42
Albania	HYUNDAI AUTO ALBANIA	Motor vehicles and parts	92,584.74
Albania	INFOSOFT SYSTEMS SH.A	Management and admin services	40,308.98
Albania	INST. PER KERKIME E ALTERNATIVA ZHVILLI	Politics and civic affairs services	31,856.03
Albania	KLAJGER KONSTRUKSION SHPK	Engineering and research services	110,350.20
Albania	NAME WITHHELD FOR SECURITY REASONS	Management and admin services	127,850.00
Albania	PARTNERE PER FEMIJET	Education and training services	34,945.25
Albania	PASS-PROGRAMI I ALTERNATIVAVE SOC. STIMU	Travel, food and lodging	46,156.29
Albania	PORSCHE ALBANIA SHPK	Motor vehicles and parts	40,001.34
Albania	PORSCHE ALBANIA SHPK	Power generation machinery	787.54
Albania	QENDRA A.L.T.R.I.	Engineering and research services	96,852.23
Albania	QENDRA E STUDIMEVE EKONOMIKE E SHOQEROR	Education and training services	58,298.24
Albania	QENDRA PER CESHTJE TE INFORMIMIT PUBLIK	Public sector related services	57,971.01
Albania	ROGAT SECURITY SHPK	Public order and security services	48,880.87
Albania	SHANSI INVEST SHPK	Engineering and research services	134,470.76
Albania	STELA 2000	Engineering and research services	34,915.93
Algeria	AHC CONSULTING	Management and admin services	59,182.73
Algeria	CENTRE DE RECHERCHE D'EDITION ET	Engineering and research services	139,486.50
Algeria	CENTRE NATIONALE D'ETUDES & D'ANALYSES	Engineering and research services	148,445.72
Algeria	CFAO TECHNOLOGIES	IT and communications equipment	31,591.28
Algeria	ECOLE NATIONALE DES FONCTIONNAIRES DE	Education and training services	40,002.78
Algeria	ERE ALGERIE EURL	Education and training services	2,269.16
Algeria	ERE ALGERIE EURL	IT and communications equipment	9,984.29
Algeria	ERE ALGERIE EURL	Public sector related services	29,499.03
Algeria	NAME WITHHELD FOR SECURITY REASONS	Management and admin services	31,094.91
Algeria	OUADAH OMAR BEN MOHAMED	Management and admin services	158,645.78
Algeria	SECUR SARL	Public order and security services	52,894.03
Angola	CARGO CENTER, LDA	Transportation, storage, mail services	569,055.53
Angola	CLAUDIA BARROS BERNARDI	Management and admin services	130,000.00
Angola	DANOFFICE PLC	IT and communications equipment	13,404.50
Angola	DANOFFICE PLC	Office equipment	16,161.00
Angola	DANOFFICE PLC	Transportation, storage, mail services	4,775.00
Angola	GUARDA SEGURA	Public order and security services	136,496.75
Angola	MONKA ANGOLA-COMERCIO GERAL,LDA	Power generation machinery	146,003.00
Angola	STERLING EXPORT CORPORATION	Motor vehicles and parts	37,845.00
Angola	UNICEF DENMARK	Pharmaceuticals, contraceptives, vaccines	2,474,036.93
Angola	UNICEF DENMARK	Transportation, storage, mail services	305,001.48
Anguilla	TIRA GREENE	Management and admin services	81,660.00
Antigua and Barbuda	ENVIRONMENTAL AWARENESS GROUP	Politics and civic affairs services	191,922.80
Arab Countries	ABDEL HAKIM CONTRACTING COMPANY	Engineering and research services	852,005.64
Arab Countries	ABU SALAH BRO CO FOR TRADE &GENERAL CONT	Engineering and research services	136,962.00
Arab Countries	ABU SHAMALAH COMPANY FOR TRADING	Engineering and research services	146,673.78
Arab Countries	ADEL & MUNEER REYAD SHAHEEN CO.	Medical equipment	209,445.99
Arab Countries	ADVANCED COMPANY - GAZA	Medical equipment	1,281,724.12
Arab Countries	AHMED JOMAA ALMASRI & PARTNER CO.	Medical equipment	77,595.10
Arab Countries	AL-MOSLEH & ATLANTIC JOINT VENTURE	Engineering and research services	4,600,000.00
Arab Countries	AL-SHAYYAH CO. FOR BUILDING & CONSTRUCTI	Engineering and research services	2,179,955.87
Arab Countries	AL ASSBAH CO. HEAVY EQUIPMENT & TRUCKS	Motor vehicles and parts	101,375.20
Arab Countries	AL BEHAR COMPANY FOR TRADING & INDUSTRY	Engineering and research services	73,300.00
Arab Countries	AL ESWED CO. FOR BUILDING & CONTRACTING	Engineering and research services	48,259.00
Arab Countries	AL FANNYA INDUSTRIES FOR CONTR. & TRADE	Furniture	70,423.00
Arab Countries	AL KHARASANAH AL MOSALHA CO.	Engineering and research services	147,039.68
Arab Countries	ALABNIA ALHADITHA COMPANY	Engineering and research services	84,869.00
Arab Countries	ALHAYA DRUG STORE COMPANY	Medical equipment	61,762.19
Arab Countries	ALI ABDEL HAMID ALI SHAAT	Management and admin services	66,750.00
Arab Countries	ALI ABU SAFIEH CONTRACTING COMPANY	Engineering and research services	500,000.00
Arab Countries	ALKANAR CONTRACTING COMPANY	Engineering and research services	293,853.46
Arab Countries	ALKHAESI CO. FOR INDUSTR, GENER.TR.& CO.	Engineering and research services	131,975.48
Arab Countries	ALWATHBA ALTHAHABEYA FOR CONSTR. CO.	Engineering and research services	114,003.70
Arab Countries	APEXPHARMA COMPANY	Medical equipment	259,016.98
Arab Countries	ARAB MOTOR TRADE COMPANY	Motor vehicles and parts	155,000.00
Arab Countries	ARRWAQ FOR CONTRACTING & GEN. TRADE	Engineering and research services	163,571.82
Arab Countries	ATALLA ELECTRICAL COMPANY	Engineering and research services	106,865.18
Arab Countries	BCI COMM. & ADV. TECH.	Public sector related services	60,199.80
Arab Countries	BEIT AL-MAKDES HEALTH SERVICES	Medical equipment	179,313.00
Arab Countries	BIO-HIVE MEDICAL TECHNOLOGY	Medical equipment	53,010.00
Arab Countries	BRAND CO. FOR ENG. CONTR. & GENERAL TRAD	Engineering and research services	644,331.29
Arab Countries	CENTRAL DRUG STORE - GAZA	Medical equipment	765,815.07
Arab Countries	CEZAR TRADES CO.	Medical equipment	177,152.17
Arab Countries	DAR AL HANDASA CONSULTING ENGINEERS	Engineering and research services	47,606.00
Arab Countries	DARWISH ABU MUAILEQ COMPANY	Engineering and research services	185,368.43

Location of supplier	Supplier name	Category description	Value (USD)
UNDP continued			
Arab Countries	DULAB SOLUTIONS	Public sector related services	42,345.00
Arab Countries	EADAD FOR DEVELOPMENT TRAINING & CONSUL	Education and training services	61,465.00
Arab Countries	EL-ESSI CO. FOR GEN. TRADING & CONT.	Engineering and research services	200,444.68
Arab Countries	EL KAFA'A CO. FOR GENERAL TRADING	Engineering and research services	77,326.15
Arab Countries	ELECTRICAL INDUSTRIES COMPANY	Engineering and research services	64,184.40
Arab Countries	ELECTRICAL INDUSTRIES COMPANY	Public sector related services	88,444.00
Arab Countries	EXCELLENCE TRADING & CONTRACTING	Engineering and research services	79,980.00
Arab Countries	EXCELLENCE TRADING & CONTRACTING	Public sector related services	79,980.00
Arab Countries	FARASH GENERAL CONTRACTING CO.	Engineering and research services	247,699.00
Arab Countries	FIRST TRADING AND CONTRACTING CO.	Engineering and research services	206,015.00
Arab Countries	FUTURE BRIDGE COM.FOR ENGINEER. & GEN.CO	Engineering and research services	47,345.00
Arab Countries	GEMCO CO.	Engineering and research services	343,042.52
Arab Countries	GOLDEN BORDER COMPANY	Engineering and research services	35,000.00
Arab Countries	GOLDEN SAND CONSTRUCTION COMPANY	Engineering and research services	463,347.15
Arab Countries	HI MOUDCO COMPANY	Medical equipment	902,257.53
Arab Countries	HITTAWY CO. & COUSINS FOR TRADING & CONT	Engineering and research services	195,567.10
Arab Countries	INTERFARM DRUG STORE	Medical equipment	686,003.17
Arab Countries	INTERPAL MEDICAL SUPPLY LTD.	Medical equipment	37,228.36
Arab Countries	IYAD JAMEEL ISMAEEL AL ISSY	Furniture	38,502.00
Arab Countries	JAMAL SONS TELECOM COMPUTER SYSTEMS LTD.	IT and communications equipment	30,702.00
Arab Countries	JERUSALEM INFORMATION TECHNOLOGY CO.	Office equipment	45,007.20
Arab Countries	KADRIEH SUBHI ISMAIL ABU SHEHADEH	Management and admin services	61,400.00
Arab Countries	KHWAITER CO.FOR TRADE,INDUSTRY & GEN.CON	Engineering and research services	683,695.65
Arab Countries	MAHER MOHAMAD RATEB GHNAIM	Management and admin services	67,200.00
Arab Countries	MARWAN KHALED SALIM DURZI	Management and admin services	70,800.00
Arab Countries	MASROUJI COMPANY LTD	Medical equipment	508,315.39
Arab Countries	MIDDLE EAST PHARMAC. & COSMETICS LAB.CO.	Medical equipment	42,504.96
Arab Countries	MOHAMMAD KAMEL MAHMUD HADIEH	Management and admin services	45,000.00
Arab Countries	MOHAMMED ALI AL KHATIB & PARTNERS CO.	Engineering and research services	573,640.21
Arab Countries	MUSHTAHA & HASSOUNA CO. LTD	Engineering and research services	805,110.95
Arab Countries	NAME WITHHELD FOR SECURITY REASONS	Management and admin services	1,731,650.84
Arab Countries	NEW DIMENSION FOR CONTRACTING & INVESTMI	Engineering and research services	200,000.00
Arab Countries	NEW EAST SUPPLIES CO.	Engineering and research services	78,035.10
Arab Countries	NEW EAST SUPPLIES CO.	Public sector related services	300,912.89
Arab Countries	NUHA KHAMIS YOUSEF HUSARY	Management and admin services	97,500.00
Arab Countries	ORCHIDA CO FOR GENERAL TRADING & CONT	Engineering and research services	113,911.39
Arab Countries	OSAMAH DAOUD IBRAHIM KHALILI	Management and admin services	46,004.00
Arab Countries	PALESTINIAN CONTRACTORS UNION	Engineering and research services	55,000.00
Arab Countries	PC4 FOR COMPUTER AND GENERAL TRADING	Laboratory and testing equipment	28,288.00
Arab Countries	PC4 FOR COMPUTER AND GENERAL TRADING	Office equipment	68,512.08
Arab Countries	PDX COMPANY	IT and communications equipment	112,950.00
Arab Countries	PICK & CALL GENERAL TRADING COMPANY	Engineering and research services	37,968.21
Arab Countries	PRICEWATERHOUSECOOPERS	Management and admin services	49,000.00
Arab Countries	SAAD SONS CO. FOR TRADING & CONTR. CO.	Engineering and research services	216,797.85
Arab Countries	SALAH AL DEAN CO. FOR TRADE & CONTRACTIN	Engineering and research services	369,374.50
Arab Countries	SALEEM ABU KMAIL SONS CO.	Engineering and research services	235,867.41
Arab Countries	SATARCO CO. FOR INDUSTRIAL TRADING	Management and admin services	48,476.04
Arab Countries	SHANAN SON'S COMPANY	Engineering and research services	144,174.07
Arab Countries	SHAWA TRADING & GENERAL CONTRACT.CO.	Engineering and research services	176,412.18
Arab Countries	SHAWKAT SHAHIN & BROS.GENER. TRAD. & CON	Medical equipment	907,832.11
Arab Countries	SUHIL HASHEM ABDALLAH ALSAQA	Management and admin services	176,628.00
Arab Countries	TARIFI CONTRACTING AND RECONSTRUCTION CO	Engineering and research services	587,978.86
Arab Countries	THE GREEN WAY COMPANY	Engineering and research services	40,596.57
Arab Countries	THREE BROTHERS CO. FOR GENER. CONTRACTIN	Engineering and research services	785,835.93
Arab Countries	TOWER MECHANICAL EQUIPMENT COMPANY	Motor vehicles and parts	68,000.00
Arab Countries	TRANSMED PHARMA FOR GENERAL TRADING	Medical equipment	301,266.59
Arab Countries	TURBO COMPUTERS & SOFTWARE CO. LTD.	Editorial, design, graphic services	40,000.00
Arab Countries	UNITED MOTOR TRADE CO. LTD	Motor vehicles and parts	103,900.00
Arab Countries	USAMA J. KUHAIL & PARTNERS	Engineering and research services	872,276.34
Arab Countries	WADY ELGENEINA CO. FOR GEN. TRADE & CONT	Engineering and research services	187,767.09
Arab Countries	ZAKOUT CO. FOR METAL & WOOD FURNITURE	Furniture	232,068.00
Arab Countries	ZANT CO. FOR MEDICAL SUPPLIES & LABS	Medical equipment	77,654.61
Arab Countries	ZIADAH ARCHITECTS AND ENGINEERS COMPANY	Engineering and research services	34,080.00
Argentina	AUDITORIA GENERAL DE LA NACION	Financial and insurance services	38,363.48
Argentina	BERTORA Y ASOCIADOS SRL	Financial and insurance services	167,954.84
Argentina	CONSORCIO DE PROP. ESMERALDA 114-120-130	Building and maintenance services	64,251.23
Argentina	ICAP S.A.	Engineering and research services	14,992.82
Argentina	ICAP S.A.	IT and communications equipment	110,390.16
Argentina	MENENDEZ HNOS. SA	Building and maintenance services	155,039.05
Argentina	NAME WITHHELD FOR SECURITY REASONS	Management and admin services	270,618.00
Argentina	NAME WITHHELD FOR SECURITY REASONS	Transportation, storage, mail services	10,000.00
Argentina	PROINDER SA	Furniture	63,880.75
Argentina	RANKO S.A.	Engineering and research services	34,289.27
Argentina	TOYOTA ARGENTINA S.A.	Motor vehicles and parts	52,634.33
Argentina	TRANSLATION BACK OFFICE	Editorial, design, graphic services	39,264.01
Argentina	UNION SEGURIDAD 24 SA	Public order and security services	134,727.31
Argentina	UNIVERSIDAD NACIONAL DE LANUS	Politics and civic affairs services	30,064.30
Armenia	ARMENIA HOTEL COMPLEX CJSC	Travel, food and lodging	42,800.10
Armenia	ARPINE GOR LTD.	Engineering and research services	170,791.75
Armenia	ARSEN VARDANYAN PE	Structures, construction components	71,077.32
Armenia	ARTUR HOVHANNISYAN PE	Farming, fishing equipment	79,630.00
Armenia	AUA FUND	Education and training services	42,545.00
Armenia	AVENUE CONSULTING GROUP LLC	Management and admin services	44,716.98
Armenia	BEDECK LLC	Engineering and research services	494,186.05

Location of supplier	Supplier name	Category description	Value (USD)
UNDP continued			
Armenia	CARD AGROSERVICE CJSC	Farming, fishing equipment	52,885.29
Armenia	CARD AGROSERVICE CJSC	Structures, construction components	216,000.00
Armenia	CARD AGROSERVICE CJSC	Transportation, storage, mail services	835.40
Armenia	ELECTRONNAKHAGITS CJSC	Engineering and research services	62,500.00
Armenia	EXCURS LLC	Farming, fishing equipment	124,230.36
Armenia	EXCURS LLC	Transportation, storage, mail services	979.75
Armenia	GEOINFO LLC	Farming, fishing, forestry services	72,060.00
Armenia	GEOMAP LLC	Farming, fishing, forestry services	82,000.00
Armenia	GREEN LAND SO	Farming, fishing, forestry services	53,595.50
Armenia	GREEN LIFE LLC	Farming, fishing, forestry services	30,590.00
Armenia	HRASHK AYGI LLC	Farming, fishing equipment	36,652.35
Armenia	KAMAR17 LLC	Engineering and research services	38,245.84
Armenia	KHACHMISHSHIN LLC	Engineering and research services	326,485.15
Armenia	MAGGA PRODUCTION COOPERATIVE	Farming, fishing equipment	147,900.00
Armenia	NAME WITHHELD FOR SECURITY REASONS	Management and admin services	77,000.00
Armenia	SLAV MOTORS CJSC	Motor vehicles and parts	36,768.87
Armenia	SOS SYSTEMS LLC	IT and communications equipment	2,090.00
Armenia	SOS SYSTEMS LLC	Security and safety equipment	45,100.00
Armenia	SPARTAK ZAKHARYAN PE	Live plant and animal material	74,419.65
Armenia	SPARTAK ZAKHARYAN PE	Transportation, storage, mail services	624.02
Armenia	SPECMASH LLC	Farming, fishing equipment	310,906.46
Armenia	SUREN POGHOSYAN	Management and admin services	75,000.00
Armenia	TERMOROS-AR LLC	Engineering and research services	51,448.21
Armenia	TOYOTA YEREVAN LLC	Motor vehicles and parts	42,000.00
Armenia	VAHAGN PC	Engineering and research services	162,841.20
Armenia	YERITSYAN LLC	Engineering and research services	61,681.71
Armenia	YOUNG FORESTERS UNION	Farming, fishing, forestry services	74,325.00
Australia	ADEA POWER CONSULTING PTY LTD	Management and admin services	210,391.70
Australia	AIMEE BROWN	Management and admin services	84,820.00
Australia	ALLUVIUM CONSULTING AUSTRALIA PTY LTD	Farming, fishing, forestry services	93,000.00
Australia	ANNE VERONICA MARTIN	Financial and insurance services	45,858.78
Australia	AUSTRALIAN VOLUNTEERS INTERNATIONAL	Management and admin services	57,156.00
Australia	CODAN LIMITED	Engineering and research services	12,317.25
Australia	CODAN LIMITED	Public sector related services	155,970.51
Australia	CODAN LIMITED	Transportation, storage, mail services	555.37
Australia	DESIGNBUILDER SOFTWARE AUSTRALIA	IT and communications equipment	48,582.00
Australia	EARTH SYSTEMS CONSULTING PTY LTD	Engineering and research services	69,709.00
Australia	EE HOBBIES AUSTRALIA PTY LTD	Education and training services	3,745.02
Australia	EE HOBBIES AUSTRALIA PTY LTD	Financial and insurance services	296.41
Australia	EE HOBBIES AUSTRALIA PTY LTD	Printing, photo and AV equipment	29,128.29
Australia	EE HOBBIES AUSTRALIA PTY LTD	Transportation, storage, mail services	501.99
Australia	INSTITUTE FOR ECONOMICS AND PEACE	Engineering and research services	22,217.00
Australia	INSTITUTE FOR ECONOMICS AND PEACE	Organizations and clubs	33,325.50
Australia	INSTITUTE FOR ECONOMICS AND PEACE	Politics and civic affairs services	55,542.50
Australia	INSTITUTE FOR ECONOMICS AND PEACE LTD	Management and admin services	93,000.00
Australia	IT POWER AUSTRALIA PTY LIMITED	Management and admin services	39,500.00
Australia	JACQUELINE PONTRE	Management and admin services	57,200.00
Australia	KALMAR TRADING PTY LTD	Management and admin services	97,382.00
Australia	MELBOURNE POLYTECHNIC	Education and training services	62,736.00
Australia	MICHON ENTERPRISES PTY LTD	Printing, photo and AV equipment	118,907.00
Australia	NAME WITHHELD FOR SECURITY REASONS	Management and admin services	1,866,367.15
Australia	NAME WITHHELD FOR SECURITY REASONS	Transportation, storage, mail services	37,387.00
Australia	NAME WITHHELD FOR SECURITY REASONS	Travel, food and lodging	30,000.00
Australia	PETER LINDSAY WULF	Management and admin services	37,929.00
Australia	PETER WULF	Management and admin services	32,000.00
Australia	PHILIP COWLING	Management and admin services	35,627.08
Australia	PROTECTED AREA SOLUTIONS PTY LTD	Environmental services	250,000.00
Australia	REED INTERNATIONAL BOOKS AUSTRALIA	Editorial, design, graphic services	60,000.00
Australia	SMALL WORLD STORIES	Management and admin services	52,900.00
Australia	SPEEDCAST PACIFIC PTY LIMITED	Engineering and research services	46,800.00
Australia	STEPHEN J POLLARD	Management and admin services	41,300.00
Australia	SUSTINEO GROUP P/L	Management and admin services	272,133.68
Australia	THE AUSTRALIAN CENTRE FOR SOCIAL	Education and training services	49,000.00
Australia	THE UNIVERSITY OF QUEENSLAND	Management and admin services	49,761.00
Australia	TITAN FILMS PTY LTD	Editorial, design, graphic services	34,970.00
Australia	UNIQUEST PTY LIMITED	Management and admin services	69,810.00
Austria	AMEX GMBH	Material handling machinery	2,171.55
Austria	AMEX GMBH	Security and safety equipment	33,992.51
Austria	AMEX GMBH	Transportation, storage, mail services	7,057.55
Austria	AMEX EXPORT-IMPORT GMBH	Apparel, luggage and personal care	91,987.98
Austria	AMEX EXPORT-IMPORT GMBH	Building and maintenance services	65,793.40
Austria	AMEX EXPORT-IMPORT GMBH	Chemicals	2,275.31
Austria	AMEX EXPORT-IMPORT GMBH	Distribution equipment	207,341.22
Austria	AMEX EXPORT-IMPORT GMBH	Domestic appliances and electronics	877.00
Austria	AMEX EXPORT-IMPORT GMBH	Education and training services	87,733.43
Austria	AMEX EXPORT-IMPORT GMBH	Electrical systems components	4,331.57
Austria	AMEX EXPORT-IMPORT GMBH	Engineering and research services	60,139.75
Austria	AMEX EXPORT-IMPORT GMBH	Financial and insurance services	5,323.02
Austria	AMEX EXPORT-IMPORT GMBH	Furniture	67,466.22
Austria	AMEX EXPORT-IMPORT GMBH	Industrial manufacturing machinery	448.00
Austria	AMEX EXPORT-IMPORT GMBH	Industrial manufacturing services	5,543.56
Austria	AMEX EXPORT-IMPORT GMBH	IT and communications equipment	3,557.31
Austria	AMEX EXPORT-IMPORT GMBH	Laboratory and testing equipment	6,615,338.93
Austria	AMEX EXPORT-IMPORT GMBH	Management and admin services	40,920.00

Location of supplier	Supplier name	Category description	Value (USD)
UNDP continued			
Austria	AMEX EXPORT-IMPORT GMBH	Material handling machinery	1,422.07
Austria	AMEX EXPORT-IMPORT GMBH	Medical equipment	5,269,437.53
Austria	AMEX EXPORT-IMPORT GMBH	Office equipment	125.60
Austria	AMEX EXPORT-IMPORT GMBH	Pharmaceuticals, contraceptives, vaccines	139,092.68
Austria	AMEX EXPORT-IMPORT GMBH	Power generation machinery	1,943.50
Austria	AMEX EXPORT-IMPORT GMBH	Printing, photo and AV equipment	574.10
Austria	AMEX EXPORT-IMPORT GMBH	Security and safety equipment	96,739.34
Austria	AMEX EXPORT-IMPORT GMBH	Timepieces, jewelry and gemstones	61.60
Austria	AMEX EXPORT-IMPORT GMBH	Transportation, storage, mail services	383,253.84
Austria	AMEX EXPORT IMPORT GMBH	Medical equipment	60.00
Austria	AMEX EXPORT IMPORT GMBH	Pharmaceuticals, contraceptives, vaccines	252,681.00
Austria	AMEX EXPORT IMPORT GMBH	Transportation, storage, mail services	8,416.73
Austria	CPM CONSULTING	Education and training services	107,415.00
Austria	GLOBAL GOALS POLITICAL CONSULTING GGC E.	Management and admin services	63,460.00
Austria	KHALED EHSAN	Management and admin services	33,257.00
Austria	MARIELUISE KIND	Financial and insurance services	50,516.28
Austria	MOLNLYCKE HEALTH CARE GMBH	Pharmaceuticals, contraceptives, vaccines	1,181,567.96
Austria	NAME WITHHELD FOR SECURITY REASONS	Management and admin services	161,210.00
Austria	NAME WITHHELD FOR SECURITY REASONS	Transportation, storage, mail services	900.00
Austria	NAME WITHHELD FOR SECURITY REASONS	Travel, food and lodging	21,727.42
Austria	SANDOZ GMBH	Medical equipment	555,400.00
Austria	SECRETARY GENERAL OF THE OSCE	Politics and civic affairs services	49,724.69
Austria	VWR INTERNATIONAL GMBH	Editorial, design, graphic services	5,672.63
Austria	VWR INTERNATIONAL GMBH	Education and training services	2,900.00
Austria	VWR INTERNATIONAL GMBH	Electrical systems components	2,996.23
Austria	VWR INTERNATIONAL GMBH	Furniture	69,294.00
Austria	VWR INTERNATIONAL GMBH	Industrial manufacturing services	450.00
Austria	VWR INTERNATIONAL GMBH	Laboratory and testing equipment	1,710,858.22
Austria	VWR INTERNATIONAL GMBH	Medical equipment	3,067,308.34
Austria	VWR INTERNATIONAL GMBH	Pharmaceuticals, contraceptives, vaccines	111.46
Austria	VWR INTERNATIONAL GMBH	Transportation, storage, mail services	129,880.46
Austria	WOLFGANG HAAS	Management and admin services	32,447.00
Azerbaijan	ABAD PUBLIC LEGAL ENTITY	Education and training services	89,100.00
Azerbaijan	ABIS ALARCO LLC	Education and training services	34,800.00
Azerbaijan	AIM AQROSERVIS LLC	Farming, fishing, forestry services	92,200.00
Azerbaijan	ALTEN GROUP LLC	Power generation machinery	76,511.00
Azerbaijan	AMKODOR-BAKU LLC	Farming, fishing, forestry services	129,500.00
Azerbaijan	ANALITIK LLC	Farming, fishing equipment	42,910.00
Azerbaijan	AQROLAYN GROUP MMC	Farming, fishing, forestry services	86,000.00
Azerbaijan	ARAF LTD MMC	Farming, fishing equipment	66,050.00
Azerbaijan	ASES-S LTD	Engineering and research services	80,066.60
Azerbaijan	ASSISTANCE ADVISORY SERVICES MMC	Management and admin services	49,500.00
Azerbaijan	ASSISTANCE ADVISORY SERVICES MMC	Travel, food and lodging	50,000.00
Azerbaijan	AZE LEGAL SERVIS MMC	Travel, food and lodging	31,752.84
Azerbaijan	AZECOLAB COMPANY	Environmental services	31,482.00
Azerbaijan	AZERI AUDIT SERVIS MMC	Financial and insurance services	69,854.00
Azerbaijan	CAGLAR BASSULLU	Management and admin services	60,960.00
Azerbaijan	CASPIAN STANDART SERVICE MMC	Farming, fishing, forestry services	87,775.00
Azerbaijan	CJSC RISK SCIENTIFIC PRODUCTION COMPANY	Engineering and research services	12,000.00
Azerbaijan	CJSC RISK SCIENTIFIC PRODUCTION COMPANY	IT and communications equipment	195,486.00
Azerbaijan	CRUCEL GLOBAL IT SERVISES MMC	IT and communications equipment	37,000.00
Azerbaijan	DAFFODIL MMC	Farming, fishing equipment	35,400.00
Azerbaijan	DIAMOND MOTOR LTD BVI	Motor vehicles and parts	33,900.00
Azerbaijan	EVENT HOUSE	Engineering and research services	78,200.00
Azerbaijan	FARRUKH S E	Motor vehicles and parts	420,100.00
Azerbaijan	GLOBAL CO-M LLC	Farming, fishing equipment	35,300.00
Azerbaijan	GOSELL LLC	IT and communications equipment	77,474.01
Azerbaijan	GOSELL LLC	Printing, photo and AV equipment	9,045.38
Azerbaijan	HEAVEN GROUP LLC	Engineering and research services	75,844.00
Azerbaijan	INPEKS.N MMC	Travel, food and lodging	31,961.54
Azerbaijan	INTELCOM COMPANY	IT and communications equipment	33,050.15
Azerbaijan	KARTECO LTD	Environmental services	63,000.00
Azerbaijan	KASPIAN STANDART CO	Environmental services	42,000.00
Azerbaijan	LITOSFER LLC	Building and maintenance services	412,000.52
Azerbaijan	MA SERVICES	Education and training services	85,750.00
Azerbaijan	MEGA PRINT MMC	Editorial, design, graphic services	33,185.84
Azerbaijan	MIR HOLDING LLC	Travel, food and lodging	72,250.44
Azerbaijan	NAME WITHHELD FOR SECURITY REASONS	Management and admin services	408,249.00
Azerbaijan	NAME WITHHELD FOR SECURITY REASONS	Transportation, storage, mail services	9,880.00
Azerbaijan	NETSOFT LLC	IT and communications equipment	37,896.11
Azerbaijan	NURGUN MOTORS LTD	Motor vehicles and parts	57,800.00
Azerbaijan	PARVIZ LLC	Education and training services	43,730.00
Azerbaijan	SHAHDAG-E LLC	Farming, fishing, forestry services	67,900.00
Azerbaijan	SHINKAR HOLDING LLC	Building and maintenance services	226,961.20
Azerbaijan	TEREGGI-AGROXIDMET LLC	Education and training services	44,000.00
Azerbaijan	VISKOND LLC	Power generation machinery	148,097.00
Azerbaijan	VITAM ADV	Editorial, design, graphic services	41,900.00
Azerbaijan	XAZAR INSHAAT KO LLC	Farming, fishing, forestry services	49,800.00
Bahamas	UNIVERSITY OF THE BAHAMAS	Public sector related services	49,420.00
Bahrain	BAHRAIN CENTRE FOR STRATEGIC INT & ENRGY	Management and admin services	119,205.30
Bahrain	FAWAZ MOHAMED RAFEA SHAKRALLA	Management and admin services	39,788.88
Bahrain	INTERNATIONAL SOS (GULF) WLL	Transportation, storage, mail services	82,610.25
Bahrain	NADER HAJJ SHEHADEH	Management and admin services	32,000.00
Bahrain	SECURE SERVICES LIMITED	Public order and security services	50,929.80

Location of supplier	Supplier name	Category description	Value (USD)
UNDP continued			
Bangladesh	B.K. INTERNATIONAL	Tools and general machinery	305,489.86
Bangladesh	BANGLADESH LEGAL AID AND SERVICES TRUST	Education and training services	388,996.14
Bangladesh	BITOPI ADVERTISING LTD.	Engineering and research services	139,533.33
Bangladesh	BRAC INSTITUTE OF GOVERNANCE AND	Engineering and research services	39,261.72
Bangladesh	BRAC UNIVERSITY	Environmental services	35,740.24
Bangladesh	CENTER FOR NATURAL RESOURCE STUDIES	Education and training services	43,047.96
Bangladesh	CENTRE FOR GENOCIDE STUDIES	Engineering and research services	74,716.64
Bangladesh	CEP - BHDC	Education and training services	32,017.23
Bangladesh	CEP - BHDC	Engineering and research services	186.26
Bangladesh	CEP - BHDC	Fuels and lubricants etc.	1,064.37
Bangladesh	CEP - BHDC	Management and admin services	17,417.63
Bangladesh	CEP - BHDC	Office equipment	760.27
Bangladesh	CEP - BHDC	Public sector related services	688.04
Bangladesh	CEP - BHDC	Travel, food and lodging	2,470.86
Bangladesh	CHAIRMAN, RHDC - COMMUNITY EMPOWERMENT	Education and training services	151,305.27
Bangladesh	CHAIRMAN, RHDC - COMMUNITY EMPOWERMENT	Engineering and research services	705.09
Bangladesh	CHAIRMAN, RHDC - COMMUNITY EMPOWERMENT	Fuels and lubricants etc.	4,029.12
Bangladesh	CHAIRMAN, RHDC - COMMUNITY EMPOWERMENT	Management and admin services	64,846.48
Bangladesh	CHAIRMAN, RHDC - COMMUNITY EMPOWERMENT	Office equipment	2,238.40
Bangladesh	CHAIRMAN, RHDC - COMMUNITY EMPOWERMENT	Public sector related services	2,383.90
Bangladesh	CHAIRMAN, RHDC - COMMUNITY EMPOWERMENT	Travel, food and lodging	10,072.81
Bangladesh	CLEANERS ASSOCIATES	Building and maintenance services	43,409.11
Bangladesh	CLEANERS ASSOCIATES	Industrial cleaning services	3,984.17
Bangladesh	COMMUNITY BASED DISASTER MANAGEMENT PR	Politics and civic affairs services	98,578.32
Bangladesh	CONFERENCE & EXHIBITION MANAGEMENT	Travel, food and lodging	49,507.92
Bangladesh	DANOFFICE	IT and communications equipment	107,771.98
Bangladesh	DANOFFICE	Office equipment	3,444.82
Bangladesh	DISASTER MANAGEMENT WATCH	Engineering and research services	70,658.00
Bangladesh	ECO-SOCIAL DEVELOPMENT ORGANIZATION	Education and training services	756,261.67
Bangladesh	GAZI ENTERPRISE	Sports and recreational equipment	140,079.52
Bangladesh	GREEN PLANET RESORT LTD.	Education and training services	37,355.81
Bangladesh	HUMAN DEVELOPMENT RESEARCH CENTRE (HDR	Engineering and research services	34,871.68
Bangladesh	IDB-BANGLADESH ISLAMIC SOLIDAR	Management and admin services	1,112,043.56
Bangladesh	IDE DESIGN LIMITED	Domestic appliances and electronics	35,630.26
Bangladesh	IMPRESS TELEFILM LTD.	Public sector related services	47,909.34
Bangladesh	INFORMATION TECHNOLOGY CONSULTANTS LTD	Engineering and research services	57,920.66
Bangladesh	INFORMATION TECHNOLOGY CONSULTANTS LTD	IT and communications equipment	30,942.51
Bangladesh	INFRA-RED COMMUNICATIONS LTD	Travel, food and lodging	86,474.20
Bangladesh	INTEGRATED SECURITY SERVICES LTD	Public order and security services	74,500.20
Bangladesh	IRG DEVELOPMENT SERVICES LTD.	Organizations and clubs	47,615.09
Bangladesh	KHAGRACHARI HILL DISTRICT COUNCIL - CEP	Education and training services	120,908.29
Bangladesh	KHAGRACHARI HILL DISTRICT COUNCIL - CEP	Engineering and research services	587.58
Bangladesh	KHAGRACHARI HILL DISTRICT COUNCIL - CEP	Fuels and lubricants etc.	5,092.35
Bangladesh	KHAGRACHARI HILL DISTRICT COUNCIL - CEP	Management and admin services	59,215.40
Bangladesh	KHAGRACHARI HILL DISTRICT COUNCIL - CEP	Office equipment	3,269.96
Bangladesh	KHAGRACHARI HILL DISTRICT COUNCIL - CEP	Public sector related services	2,399.95
Bangladesh	KHAGRACHARI HILL DISTRICT COUNCIL - CEP	Travel, food and lodging	7,671.80
Bangladesh	M/S EASY TRADERS	Services industry equipment	109,942.31
Bangladesh	M/S KASHFIA ENTERPRISE	Domestic appliances and electronics	224,309.54
Bangladesh	MADARIPUR LEGAL AID ASSOCIATION	Education and training services	567,429.81
Bangladesh	MELISSA BALZAN	Management and admin services	67,055.80
Bangladesh	NAME WITHHELD FOR SECURITY REASONS	Management and admin services	368,071.20
Bangladesh	NGEN IT	IT and communications equipment	41,772.73
Bangladesh	PHP COLD ROLLING MILLS LIMITED	Structures, construction components	2,080,394.46
Bangladesh	PI STRATEGY CONSULTING LIMITED	Public sector related services	71,737.28
Bangladesh	PMTC (BANGLADESH) LIMITED	Public sector related services	60,000.00
Bangladesh	POLICY RESEARCH INSTITUTE OF BANGLADESH	Organizations and clubs	37,387.73
Bangladesh	PRAGOTI INDUSTRIES LIMITED	Motor vehicles and parts	74,839.08
Bangladesh	RITE SOLUTIONS LIMITED	Domestic appliances and electronics	5,496.00
Bangladesh	RITE SOLUTIONS LIMITED	Printing, photo and AV equipment	44,246.35
Bangladesh	SAYED ENTERPRISE	Domestic appliances and electronics	88,498.46
Bangladesh	SAYED ENTERPRISE	Structures, construction components	114,260.96
Bangladesh	SAYED ENTERPRISE	Tools and general machinery	31,707.09
Bangladesh	SOFTBD LTD	Management and admin services	37,720.60
Bangladesh	SOUTH ASIAN NETWORK ON ECONOMIC MODELI	Engineering and research services	84,473.04
Bangladesh	TECH VALLEY SOLUTIONS LIMITED	Electrical systems components	9,677.91
Bangladesh	TECH VALLEY SOLUTIONS LIMITED	IT and communications equipment	31,229.93
Bangladesh	UNITEX INDUSTRIES LTD.	Editorial, design, graphic services	40,282.26
Bangladesh	UNITEX INDUSTRIES LTD.	Material handling machinery	39,308.97
Bangladesh	WAVE FOUNDATION	Education and training services	301,104.09
Barbados	AMALGAMATED SECURITY SERVICES LTD.	Public order and security services	50,689.82
Barbados	BLUEPRINT CREATIVE INC	Editorial, design, graphic services	36,575.00
Barbados	ETHNIC VISION INC	Engineering and research services	96,760.00
Barbados	GRAND HOTEL LIMITED	Travel, food and lodging	45,149.45
Barbados	J F CLARKE CONSULTING	Engineering and research services	136,020.00
Barbados	J F CLARKE CONSULTING	Politics and civic affairs services	62,000.00
Barbados	SAGICOR EQUITY FUND	Building and maintenance services	40,000.00
Belarus	AGROTEKHSERVISLAJN, OOO	Engineering and research services	17,400.00
Belarus	AGROTEKHSERVISLAJN, OOO	Industrial manufacturing machinery	193,750.00
Belarus	BELREMSTROISVIAZ OAO	Engineering and research services	155,685.44
Belarus	CENTER OF LED AND OPTOELECTRONIC TECHNOL	Power generation machinery	96,000.00
Belarus	FILIAL BNTU NAUCHNO-ISSLEDOVAT. CHAST	Politics and civic affairs services	40,422.83
Belarus	GOL SPETS KONSTR BYURO PO OBOR MIKROKL	Education and training services	166.67
Belarus	GOL SPETS KONSTR BYURO PO OBOR MIKROKL	Engineering and research services	5,833.33

Location of supplier	Supplier name	Category description	Value (USD)
UNDP continued			
Belarus	GOL SPETS KONSTR BYURO PO OBOR MIKROKL	Industrial manufacturing machinery	104,416.67
Belarus	INSTITUT ZHILISCHA NIPTIS IM.ATAEVA S.S.	Engineering and research services	34,583.33
Belarus	IRINA GROZICK	Management and admin services	117,810.00
Belarus	IRINA GROZICK	Transportation, storage, mail services	850.00
Belarus	IRINA GROZICK	Travel, food and lodging	10,215.00
Belarus	KSK-STANDART BREST OOO	Engineering and research services	37,559.12
Belarus	MAPSOFT ZAO	Management and admin services	68,720.38
Belarus	NAME WITHHELD FOR SECURITY REASONS	Management and admin services	99,354.00
Belarus	REGULA LTD	Security and safety equipment	34,834.12
Belarus	REGULA LTD	Transportation, storage, mail services	248.82
Belarus	STROITEL'NYJ TREST #25 OAO	Engineering and research services	42,240.58
Belgium	BD INTERNATIONAL	Laboratory and testing equipment	2,753,801.00
Belgium	BD INTERNATIONAL	Medical equipment	111,226.70
Belgium	BECTON DICKINSON	Laboratory and testing equipment	94,422.62
Belgium	BECTON DICKINSON	Medical equipment	123,546.82
Belgium	BECTON DICKINSON	Transportation, storage, mail services	9,350.00
Belgium	BECTON DICKINSON INTERNATIONAL	Laboratory and testing equipment	366,490.00
Belgium	BECTON DICKINSON INTERNATIONAL	Medical equipment	412,581.40
Belgium	BECTON DICKINSON INTERNATIONAL	Transportation, storage, mail services	3,990.00
Belgium	BNP PARIBAS REAL ESTATE PROPERTY MGMT BE	Management and admin services	16,375.39
Belgium	BNP PARIBAS REAL ESTATE PROPERTY MGMT BE	Public sector related services	238,018.27
Belgium	CENTER FOR SUSTAINABLE PEACE & DEMO DEV	Financial and insurance services	-
Belgium	CENTER FOR SUSTAINABLE PEACE & DEMO DEV	Management and admin services	44,140.00
Belgium	CENTER FOR SUSTAINABLE PEACE AND DEM.DEV	Engineering and research services	37,056.91
Belgium	CIGNA INTERNATIONAL HEALTH SERVICES BVBA	Financial and insurance services	157,311.00
Belgium	DIOGENE ASBL	Editorial, design, graphic services	31,285.55
Belgium	FRIENDS OF EUROPE	Management and admin services	30,660.38
Belgium	HOLISTIC SPR	Building and maintenance services	99,973.00
Belgium	INCHCAPE RETAIL BELGIUM SA	Motor vehicles and parts	33,035.72
Belgium	INTERNATIONAL ASSOCIATION OF PUBLIC TRAN	Travel, food and lodging	34,510.00
Belgium	JEAN-MICHEL CAUDRON	Management and admin services	30,000.00
Belgium	LE GROUPE-CONSEIL BAASTEL SPRL	Management and admin services	78,960.00
Belgium	NAME WITHHELD FOR SECURITY REASONS	Financial and insurance services	-
Belgium	NAME WITHHELD FOR SECURITY REASONS	Management and admin services	755,979.87
Belgium	NAME WITHHELD FOR SECURITY REASONS	Transportation, storage, mail services	3,600.00
Belgium	NAME WITHHELD FOR SECURITY REASONS	Travel, food and lodging	3,870.00
Belgium	NANCY YOLANDA JASPERS	Management and admin services	40,890.00
Belgium	NEIF MONTOYER SPRL	Management and admin services	1,045,684.75
Belgium	NEIF MONTOYER SPRL	Public sector related services	27,710.83
Belgium	NEO-TECH SA	IT and communications equipment	114,645.05
Belgium	PRONOVIX	Editorial, design, graphic services	48,560.00
Belgium	PRONOVIX	Public sector related services	127,728.00
Belgium	SAFEGE CONSULTING ENGINEERS	Engineering and research services	450,459.63
Belgium	SEA ALARM FOUNDATION	Management and admin services	48,690.00
Belgium	TERUMO BCT EUROPE N.V.	Pharmaceuticals, contraceptives, vaccines	571,047.00
Belgium	TRANSTEC S.A.	Engineering and research services	505,497.89
Belgium	TRANSTEC S.A.	Management and admin services	585,721.35
Belize	NAME WITHHELD FOR SECURITY REASONS	Management and admin services	100,939.00
Belize	NAME WITHHELD FOR SECURITY REASONS	Politics and civic affairs services	47,390.80
Benin	CENTRE DU FROID ET D'ELECTRICITE	Building and maintenance services	33,197.91
Benin	ETABLISSEMENT ECR TP	Structures, construction components	113,426.56
Benin	ETS ESPERANCE 2001	Public sector related services	146,396.56
Benin	ETS ESPERANCE 2001	Structures, construction components	122,411.31
Benin	FOR WELL SARL	Public sector related services	185,478.83
Benin	FORATEC SARL	Public sector related services	63,065.75
Benin	GROUPEMENT ASEMI	Cleaning equipment	181,367.66
Benin	GROUPEMENT ASEMI	Engineering and research services	124,929.63
Benin	GROUPEMENT ASEMI	Industrial manufacturing machinery	60,455.89
Benin	ISOCEL SOCIETE SARL	Engineering and research services	53,229.37
Benin	NAME WITHHELD FOR SECURITY REASONS	Management and admin services	170,763.00
Benin	OMP-EVOLUTION	Structures, construction components	90,659.60
Benin	PENTAGONE BUILDING SARL	Structures, construction components	62,990.74
Benin	SONGHAI CENTER IFAD	Management and admin services	149,620.00
Benin	WARYS SARL.	Public sector related services	51,978.84
Bhutan	GYALTSHEN CONSULTANCY	Engineering and research services	117,467.96
Bhutan	NAME WITHHELD FOR SECURITY REASONS	Management and admin services	31,563.96
Bhutan	NAME WITHHELD FOR SECURITY REASONS	Politics and civic affairs services	37,852.32
Bolivia (Plurinational State of)	FERNANDO JUAN VASQUEZ ZUBIETA	IT and communications equipment	50,356.00
Bolivia (Plurinational State of)	FUND DESARROLLO PARTICIPATIVO COMUNITARI	Education and training services	39,518.96
Bolivia (Plurinational State of)	GALLARDO - HERRERA	Politics and civic affairs services	41,818.82
Bolivia (Plurinational State of)	HUGO LAYME SEVACOLLO	Sports and recreational equipment	36,613.65
Bolivia (Plurinational State of)	JIMENA SAAVEDRA GUTIERREZ	Management and admin services	220,000.00
Bolivia (Plurinational State of)	LOS ALAMOS IC INGENIEROS CONSULTORES SRL	Environmental services	52,033.28
Bolivia (Plurinational State of)	MISION VERDE	Farming, fishing, forestry services	141,425.18
Bolivia (Plurinational State of)	NAME WITHHELD FOR SECURITY REASONS	Management and admin services	261,976.00
Bolivia (Plurinational State of)	NAME WITHHELD FOR SECURITY REASONS	Transportation, storage, mail services	6,000.00
Bolivia (Plurinational State of)	OVANDO S.A.	Motor vehicles and parts	153,965.00
Bolivia (Plurinational State of)	RAUL MENDOZA CALDERON	Editorial, design, graphic services	54,269.18
Bolivia (Plurinational State of)	RIOMONTT	Apparel, luggage and personal care	60,918.23
Bolivia (Plurinational State of)	RIOMONTT	Industrial manufacturing services	98,288.71
Bolivia (Plurinational State of)	S.G. QUALITY PUBLICIDAD Y NEGOCIOS	Editorial, design, graphic services	43,241.68
Bolivia (Plurinational State of)	SERVICIO DE PUBLICACIONES ADVENTISTAS	Structures, construction components	51,600.00
Bolivia (Plurinational State of)	SERVICIOS INTEGRALES QUALITY S.R.L.	Education and training services	57,916.06
Bolivia (Plurinational State of)	TIGRE S.A. TUBOS CONEXIONES Y CABLES	Industrial manufacturing services	70,177.86

Location of supplier	Supplier name	Category description	Value (USD)
UNDP continued			
Bolivia (Plurinational State of)	TROPICAL TOURS LTDA.	Transportation, storage, mail services	30,854.26
Bolivia (Plurinational State of)	UNICEF	Medical equipment	46,945.00
Bolivia (Plurinational State of)	UNICEF	Sports and recreational equipment	192,156.00
Bolivia (Plurinational State of)	UNICEF	Transportation, storage, mail services	23,225.46
Bonaire, Sint Eustatius and Saba	COOPERATIE WOLFS COMPANY U.A.	Education and training services	66,385.00
Bosnia and Herzegovina	AD ZVORNIK PUTEVI	Engineering and research services	1,109,927.98
Bosnia and Herzegovina	ADV PAX LUTEC DOO	Industrial manufacturing machinery	53,108.03
Bosnia and Herzegovina	AGI DOO	Engineering and research services	102,945.66
Bosnia and Herzegovina	AGROLUX DOO	Live plant and animal material	62,272.10
Bosnia and Herzegovina	ALEM SISTEM	Farming, fishing, forestry services	30,593.92
Bosnia and Herzegovina	ALFA DOO	Industrial manufacturing machinery	53,076.00
Bosnia and Herzegovina	ALIVUK&CO	Engineering and research services	153,963.72
Bosnia and Herzegovina	ALMY-TRANSPORT DOO	Engineering and research services	163,091.54
Bosnia and Herzegovina	AM MEDJUGORJE DOO	Engineering and research services	62,531.22
Bosnia and Herzegovina	AM MEDJUGORJE DOO	Structures, construction components	206,518.96
Bosnia and Herzegovina	AMMSOL DOO	Engineering and research services	1,039,675.40
Bosnia and Herzegovina	ASILT ING DOO	Engineering and research services	52,058.04
Bosnia and Herzegovina	BALEGEM DOO	Building and maintenance services	166,823.23
Bosnia and Herzegovina	BALEGEM DOO	Engineering and research services	34,192.79
Bosnia and Herzegovina	BINAS DD	Engineering and research services	73,818.17
Bosnia and Herzegovina	BIOS EXPORT IMPORT	Farming, fishing equipment	79,073.04
Bosnia and Herzegovina	BORO TERM DOO	Engineering and research services	73,566.93
Bosnia and Herzegovina	BOSNAPLAST DOO	Mineral and textile materials	46,609.95
Bosnia and Herzegovina	CEFE UDRUZENJE TRENERA U BIH	Education and training services	36,520.59
Bosnia and Herzegovina	CENTAR ZA PROMOCIJU CIVILNOG DRUSTVA	Education and training services	46,417.32
Bosnia and Herzegovina	CETEOR	Financial and insurance services	151,835.33
Bosnia and Herzegovina	CIKLON DUO DOO	Farming, fishing, forestry services	39,029.46
Bosnia and Herzegovina	COSIC PROMEX DOO	Engineering and research services	237,235.40
Bosnia and Herzegovina	DEKOL DOO KOTOR VAROS	Farming, fishing, forestry services	63,573.04
Bosnia and Herzegovina	DEZEN DOO	Furniture	44,160.98
Bosnia and Herzegovina	DIVEL DOO	Engineering and research services	35,513.34
Bosnia and Herzegovina	DOBOJ PUTEVI DD	Engineering and research services	75,255.16
Bosnia and Herzegovina	DRINA DD GORAZDE	Engineering and research services	102,285.63
Bosnia and Herzegovina	DZENA DOO	Engineering and research services	205,887.11
Bosnia and Herzegovina	DZENA DOO	Structures, construction components	311,108.08
Bosnia and Herzegovina	E+E+E-ENERGY D.O.O.	Engineering and research services	61,662.55
Bosnia and Herzegovina	E+E+E-ENERGY D.O.O.	Financial and insurance services	42,619.76
Bosnia and Herzegovina	ELPROM ZAMBONI	Engineering and research services	89,246.36
Bosnia and Herzegovina	ELSTA MOSDORFER BOSNIA	Industrial manufacturing machinery	53,076.00
Bosnia and Herzegovina	ENERGO SISTEM DOO	Structures, construction components	64,258.05
Bosnia and Herzegovina	ENOVA	Financial and insurance services	57,712.76
Bosnia and Herzegovina	FOUNDATION NETWORKS	Education and training services	30,989.56
Bosnia and Herzegovina	GEOKOP DOO	Engineering and research services	40,020.91
Bosnia and Herzegovina	GRADIS INVEST DOO	Engineering and research services	44,638.56
Bosnia and Herzegovina	GRADIS INVEST DOO	Structures, construction components	43,275.60
Bosnia and Herzegovina	GRADJENJE PALE	Engineering and research services	670,116.13
Bosnia and Herzegovina	GRADNJA INVEST 2 DOO	Engineering and research services	157,094.75
Bosnia and Herzegovina	GRADNJA INVEST 2 DOO	Structures, construction components	70,534.85
Bosnia and Herzegovina	HIDRO TERMO CENTAR DOO	Distribution equipment	12,218.73
Bosnia and Herzegovina	HIDRO TERMO CENTAR DOO	Industrial manufacturing services	23,790.24
Bosnia and Herzegovina	INTER COM D.O.O	Engineering and research services	77,750.66
Bosnia and Herzegovina	ITC DOO	Live plant and animal material	30,591.02
Bosnia and Herzegovina	IZGRADNJA TOJAGA	Farming, fishing, forestry services	61,233.45
Bosnia and Herzegovina	JOSIPOVIC DOO	Structures, construction components	31,917.97
Bosnia and Herzegovina	KESO PROM	Engineering and research services	1,035,914.34
Bosnia and Herzegovina	KING DOO	Domestic appliances and electronics	6,163.72
Bosnia and Herzegovina	KING DOO	Printing, photo and AV equipment	38,459.07
Bosnia and Herzegovina	KOLINVEST DOO	Engineering and research services	240,010.05
Bosnia and Herzegovina	KONSTRUKTOR DOO	Structures, construction components	111,147.55
Bosnia and Herzegovina	KONTROLTEST INTERNATIONAL D.O.O.	Security and safety equipment	267,890.99
Bosnia and Herzegovina	KOPKOMERC DOO	Structures, construction components	120,418.18
Bosnia and Herzegovina	MY MEDICO	Medical equipment	38,639.20
Bosnia and Herzegovina	NAME WITHHELD FOR SECURITY REASONS	Management and admin services	173,136.78
Bosnia and Herzegovina	NEDJING DOO	Engineering and research services	244,210.22
Bosnia and Herzegovina	NEDJING DOO	Structures, construction components	40,000.00
Bosnia and Herzegovina	OMEGA PANELI DOO	Furniture	48,484.85
Bosnia and Herzegovina	PAPILON DOO	Engineering and research services	205,757.88
Bosnia and Herzegovina	PAVIC-KOMERC DOO	Motor vehicles and parts	37,787.82
Bosnia and Herzegovina	PLANUM TESLIC	Engineering and research services	36,281.77
Bosnia and Herzegovina	PRIJEDORPUTEVI	Farming, fishing, forestry services	59,513.95
Bosnia and Herzegovina	PROGRAD DOO	Paper materials and products	48,484.85
Bosnia and Herzegovina	PROGRES DOO BRATUNAC	Engineering and research services	811,758.87
Bosnia and Herzegovina	PUTOVI DOO	Engineering and research services	37,639.52
Bosnia and Herzegovina	RAKIC KOMERC DOO	Industrial manufacturing machinery	54,087.28
Bosnia and Herzegovina	RATKOVIC DOO	Engineering and research services	57,894.55
Bosnia and Herzegovina	REGIONALNA SAVJETODAVNA SLUZBA BRATUNAC	Financial and insurance services	48,017.53
Bosnia and Herzegovina	REMA TRADE DOO	Services industry equipment	49,149.58
Bosnia and Herzegovina	ROADING DOO	Structures, construction components	254,184.00
Bosnia and Herzegovina	ROMANIJAPUTEVI AD	Engineering and research services	31,319.25
Bosnia and Herzegovina	RUKOTVORINE DOO	Engineering and research services	32,866.13
Bosnia and Herzegovina	SEJDIC COMMERCE DOO	Engineering and research services	34,257.64
Bosnia and Herzegovina	SELA DOO	Engineering and research services	192,729.71
Bosnia and Herzegovina	SIMING TRADE	Structures, construction components	63,014.48
Bosnia and Herzegovina	SPIC BETON DOO	Farming, fishing, forestry services	159,844.40

Location of supplier	Supplier name	Category description	Value (USD)
UNDP continued			
Bosnia and Herzegovina	TEHNOGRADNJA	Engineering and research services	178,581.18
Bosnia and Herzegovina	TOP SPORT DOO	Furniture	31,770.78
Bosnia and Herzegovina	TRI BEST DOO	Engineering and research services	39,940.45
Bosnia and Herzegovina	UDRUZENJE CENTAR ZA RAZVOJ I PODRSKU	Financial and insurance services	49,428.40
Bosnia and Herzegovina	UNA CONSULTING	Farming, fishing, forestry services	75,441.42
Bosnia and Herzegovina	UNIFARM DOO	Pharmaceuticals, contraceptives, vaccines	49,241.09
Bosnia and Herzegovina	UNIGRADNJA DD	Engineering and research services	119,327.39
Bosnia and Herzegovina	UNIJAT M DOO	Farming, fishing, forestry services	172,875.79
Bosnia and Herzegovina	UNIONINVEST DOO	Management and admin services	607,942.39
Bosnia and Herzegovina	UNIVERZAL BS DOO	Engineering and research services	39,682.97
Bosnia and Herzegovina	VIA MEDIA ADVERTISING AGENCY	Financial and insurance services	142,490.53
Bosnia and Herzegovina	VINKOVIC D.O.O.	Engineering and research services	32,782.18
Bosnia and Herzegovina	VISAK DOO	Engineering and research services	399,820.39
Bosnia and Herzegovina	VMS GROUP DOO	Industrial manufacturing services	136,227.45
Bosnia and Herzegovina	ZAGREBINSPEKT	Financial and insurance services	51,079.97
Bosnia and Herzegovina	ZAVOD ZA VODOPRIVREDU	Farming, fishing, forestry services	134,913.78
Bosnia and Herzegovina	ZAVOD ZA VODOPRIVREDU BIJELJINA	Environmental services	58,950.87
Bosnia and Herzegovina	ZAVOD ZA VODOPRIVREDU BIJELJINA	Farming, fishing, forestry services	82,114.32
Bosnia and Herzegovina	ZAVOD ZA VODOPRIVREDU BIJELJINA	Financial and insurance services	36,920.09
Bosnia and Herzegovina	ZEGRAP DOO	Engineering and research services	197,562.84
Bosnia and Herzegovina	ZID ART DOO	Engineering and research services	284,056.89
Botswana	ABARI COMMUNICATIONS	Engineering and research services	58,837.77
Botswana	CENTRE FOR APPLIED RESEARCH	Engineering and research services	83,023.57
Botswana	CENTRE FOR APPLIED RESEARCH	Financial and insurance services	35,581.53
Botswana	EL MONDO (PTY) LTD	Engineering and research services	40,623.40
Botswana	FELOJOE RESEARCH SERVICES (PTY) LTD	Farming, fishing, forestry services	55,000.00
Botswana	FRANCISTOWN TOYOTA	Motor vehicles and parts	133,231.17
Botswana	KOBMA HOLDINGS	Engineering and research services	37,586.02
Botswana	MARK SIMPSON	Management and admin services	41,051.00
Botswana	MOEPSWA TIRELO	Management and admin services	59,700.00
Botswana	NKOBI MOLEELE	Management and admin services	251,218.46
Botswana	SECURUS CIVIL WORKS	Building and maintenance services	33,071.78
Botswana	SELLO ALFRED LIKUKU	Management and admin services	33,070.00
Botswana	ST. DLO ALTERRA	Management and admin services	67,931.00
Botswana	WELLFIELD CONSULTING SERVICES	Farming, fishing, forestry services	49,885.36
Brazil	ABIC MARKETING E CONSULTORIA PROMOCIONA	Editorial, design, graphic services	793.45
Brazil	ABIC MARKETING E CONSULTORIA PROMOCIONA	Travel, food and lodging	37,030.00
Brazil	AEROCLIMA SERVICOS TECNICOS LTDA ME	Engineering and research services	43,206.62
Brazil	AGENDHA ASSESS E GESTAO EM ESTUDO	Engineering and research services	8,965.96
Brazil	AGENDHA ASSESS E GESTAO EM ESTUDO	Environmental services	110,419.99
Brazil	AGES CONSULTORIA E PROJETOS LTDA	Education and training services	103,163.90
Brazil	ALAN BRENO DE ARAUJO SANTOS	Management and admin services	37,710.94
Brazil	ALEXANDRE VELLOSO GUIMARAES	Management and admin services	40,006.14
Brazil	ALEXANDRO PIRES DA SILVA	Management and admin services	37,106.14
Brazil	ALLAN OLIVEIRA TACITO MEI	Education and training services	44,356.01
Brazil	AMADEU ANTÔNIO BONATO	Management and admin services	35,254.68
Brazil	AMARAL E PAES DE ANDRADE ADVOGADOS	Engineering and research services	108,410.47
Brazil	AMARIZE SOARES CAVALCANTE	Management and admin services	33,232.63
Brazil	AMBIENTALIS ENGENHARIA	Environmental services	195,437.91
Brazil	AMINO QUIMICA LTDA	Engineering and research services	833,138.11
Brazil	ANDERSON ARAUJO DE MIRANDA	Management and admin services	30,868.14
Brazil	ANDREIA MARIA ROQUE	Management and admin services	33,232.62
Brazil	ANIMA CONSULTORIA E PROJETOS LTDA	Education and training services	197,242.44
Brazil	ANIS INSTITUTO DE BIOETICA	Healthcare services	44,520.10
Brazil	ARISTON POLIMEROS INDUSTRIA E COMERCIO	Engineering and research services	98,600.00
Brazil	ARON DA COSTA FALEK	Management and admin services	46,097.12
Brazil	ARTICO INDUSTRIA DE REFRIGERACAO LTDA	Engineering and research services	30,000.00
Brazil	ASSIST CARD DO BRASIL LTDA	Financial and insurance services	31,816.74
Brazil	ASSIST CARD DO BRASIL LTDA	Transportation, storage, mail services	30,656.04
Brazil	ASSOCIACAO EM AREAS DE ASSENTAMENTO NO	Engineering and research services	1,951.23
Brazil	ASSOCIACAO EM AREAS DE ASSENTAMENTO NO	Environmental services	81,720.12
Brazil	ASSOCIACAO INDIGENA XAVANTE NOROTSURA	Engineering and research services	25,320.51
Brazil	ASSOCIACAO INDIGENA XAVANTE NOROTSURA	Environmental services	21,634.62
Brazil	ASSOCIACAO PLANTAS DO NORDESTE	Environmental services	93,956.46
Brazil	ASSOCIAÇÃO UICN	Engineering and research services	39,341.03
Brazil	ASSOCIAÇÃO UICN	Environmental services	6,942.54
Brazil	BARBARA FABIANA DE SENA BEZERRA	Management and admin services	30,226.69
Brazil	BULLTRADE INDUSTRIAL LTDA	Engineering and research services	30,000.00
Brazil	CALEBE DESIGN LTDA ME	Engineering and research services	73,801.50
Brazil	CAMILA PINHEIRO MEDEIROS	Management and admin services	38,424.60
Brazil	CEB DISTRIBUIÇÃO	Public sector related services	41,998.09
Brazil	CELSO LUIS DE CARVALHO	Management and admin services	64,308.68
Brazil	CENTRO COMUNITARIO DE FORMACAO	Environmental services	83,210.91
Brazil	CENTRO DE AGRICULTURA ALTERNATIVA	Education and training services	142,378.90
Brazil	CENTRO DE ASSESSORIA E SERVICOS AOS TRAB	Environmental services	327,228.64
Brazil	CENTRO DE ESTUDOS E ART DA COOP SUL SUL	Management and admin services	80,478.04
Brazil	CITY SERVICE SEGURANCA LTDA	Public order and security services	269,734.32
Brazil	CLELIO VILANOVA LEMOS E SILVA	Management and admin services	35,222.54
Brazil	COLD AIR INDUSTRIA E COMERCIO DE SISTEMA	Engineering and research services	156,526.00
Brazil	COMPANHIA AMBIENTAL DO ESTADO DE S PAULC	Education and training services	281,296.98
Brazil	COMPANHIA PAULISTA DE OBRAS E SERVICOS	Management and admin services	67,431.63
Brazil	CONRADO DA SILVEIRA FREZZA	Management and admin services	44,871.80
Brazil	CONSELHO BRASILEIRO DE C SUSTENTAVEL	Education and training services	125,489.02
Brazil	CREATO CONSULTORIA E PROJETOS LTDA	Engineering and research services	37,636.81

Location of supplier	Supplier name	Category description	Value (USD)
UNDP continued			
Brazil	DANIEL KARRER DA CRUZ	Management and admin services	77,253.22
Brazil	DANIEL NAKABAYASHI	Management and admin services	33,232.62
Brazil	DANIELA MONTEIRO GABBAY	Management and admin services	30,053.59
Brazil	DANIELLE BASTOS	Management and admin services	35,772.34
Brazil	DANILO BORGES DOS SANTOS	Management and admin services	51,444.13
Brazil	DENVER AMBIENTE E ENERGIA LTDA	Engineering and research services	206,802.60
Brazil	DVANDRO PEDRO DE OLIVEIRA	Management and admin services	37,184.11
Brazil	EBD GLOBAL OPTIMUM EIRELI	Management and admin services	383,035.00
Brazil	ECO BLASTER IND COM DE RESINAS LTDA	Engineering and research services	364,491.67
Brazil	EDSON MORENO	Management and admin services	84,743.20
Brazil	EDUARDO GARCES VIANA	Management and admin services	34,564.68
Brazil	EMPRESA BRASIL DE COMUNICAÇÃO S/A	Editorial, design, graphic services	93,006.01
Brazil	ERIKA AMORIM ARAUJO	Management and admin services	35,714.29
Brazil	ERIKA PICININ FERNANDEZ	Management and admin services	30,590.41
Brazil	ERNST YOUNG ASSESSORIA EMPRESARIAL LTDA	Politics and civic affairs services	860,562.88
Brazil	ERVANDA TIMM	Management and admin services	50,906.78
Brazil	EXPLORATA PRODUTORA LTDA	Travel, food and lodging	65,062.84
Brazil	FABIANA DE LIMA LEITE	Management and admin services	38,180.08
Brazil	FACULDADES CATOLICAS	Politics and civic affairs services	97,885.20
Brazil	FACULDADES CATOLICAS	Public order and security services	32,628.40
Brazil	FEESC - FUNDAÇÃO DE ENSINO E	Healthcare services	849,560.50
Brazil	FELIPE ATHAYDE LINS DE MELO	Management and admin services	30,590.41
Brazil	FERNANDA MATOS TAVORA	Management and admin services	40,192.93
Brazil	FERNANDO A. REZENDE DA SILVA	Management and admin services	41,692.21
Brazil	FERNANDO JAIME GONZALEZ	Management and admin services	32,660.88
Brazil	FLAVIA WITKOWSKI FRANGETTO CASTANHO	Management and admin services	76,360.16
Brazil	FLEXIVEL INDUSTRIA E COMERCIO LTDA	Engineering and research services	36,600.00
Brazil	FLYTOUR BUSINESS TRAVEL VIAG E TUR LTDA	Transportation, storage, mail services	4,597,095.80
Brazil	FTECH COMERCIAL EIRELI EPP	Domestic appliances and electronics	36,865.40
Brazil	FTECH COMERCIAL EIRELI EPP	IT and communications equipment	79,299.32
Brazil	FTECH COMERCIAL EIRELI EPP	Printing, photo and AV equipment	109.40
Brazil	FUND EST DE PRODUCAO PESQUISA EM SAUDE	Healthcare services	97,115.25
Brazil	FUNDACAO ARTHUR BERNARDES	Engineering and research services	763.60
Brazil	FUNDACAO ARTHUR BERNARDES	Environmental services	116,831.05
Brazil	FUNDACAO COORD DE PROJ PESQ E ESTUDOS	Engineering and research services	215,495.66
Brazil	FUNDACAO COORD DE PROJ PESQ E ESTUDOS	Environmental services	32,026.71
Brazil	FUNDACAO COORD DE PROJ PESQ E ESTUDOS	Politics and civic affairs services	168,874.17
Brazil	FUNDACAO DE AMPARO E DESENVOLVIMENTO	Environmental services	73,275.69
Brazil	FUNDACAO DE APOIO A PESQUISA CIENTIFICA	Engineering and research services	367,687.88
Brazil	FUNDACAO DE APOIO A PESQUISA CIENTIFICA	Environmental services	86,760.87
Brazil	FUNDACAO DE APOIO A PESQUISA CIENTIFICA	Healthcare services	73,537.62
Brazil	FUNDACAO DE DES SUSTENTAVEL DO ARARIPE	Environmental services	133,126.91
Brazil	FUNDACAO DE EMPREENDIMENTOS CIENTIFICOS	Engineering and research services	182,918.31
Brazil	FUNDACAO DE EMPREENDIMENTOS CIENTIFICOS	Environmental services	18,231.99
Brazil	FUNDACAO DOM CABRAL	Management and admin services	106,571.92
Brazil	FUNDACAO EZEQUIEL DIAS	Healthcare services	62,693.28
Brazil	FUNDACAO FACULDADE DE MEDICINA	Healthcare services	1,493,658.61
Brazil	FUNDAÇÃO GETULIO VARGAS	Engineering and research services	84,639.48
Brazil	FUNDACAO PARA DESENV CIENT TEC FIOTEC	Healthcare services	636,802.10
Brazil	FUNDO DE SAUDE DO DISTRITO FEDERAL	Healthcare services	170,237.85
Brazil	FUNDO ESP. DESPESAS	Healthcare services	224,434.61
Brazil	FUNDO ESTADUAL DE SAUDE - ES	Healthcare services	69,056.80
Brazil	GABRIEL DE LIMA FERREIRA	Management and admin services	37,335.88
Brazil	GABRIELA BRASIL MEIRELLES PINHAO	Management and admin services	54,016.32
Brazil	GAUCHE PROMOCOES E EVENTOS LTDA	Travel, food and lodging	33,839.12
Brazil	GAZZOLA & ASOCIADOS CONSULTORIA	Education and training services	80,000.00
Brazil	GELOPAR REFRIGERACAO PARANAENSE LTDA	Engineering and research services	30,000.00
Brazil	GESSILDA DA SILVA VIANA	Management and admin services	35,369.78
Brazil	GILBERTO BARRETO DA COSTA PEREIRA	Management and admin services	47,574.35
Brazil	GLADIS MARIA BACKES	Management and admin services	30,282.10
Brazil	GREENTEC CONS E PLAN AGRO FLORESTAL	Management and admin services	82,677.11
Brazil	HAROLDO CÉSAR BEZERRA DE OLIVEIRA	Management and admin services	35,222.54
Brazil	HC2 HOLAMBRA CAPTURING CARBON	Engineering and research services	28,056.56
Brazil	HC2 HOLAMBRA CAPTURING CARBON	Environmental services	10,790.99
Brazil	HELENA MARIA COELHO LIMA	Management and admin services	37,267.10
Brazil	HELIO DE CASTRO LIMA RODRIGUES	Management and admin services	33,135.40
Brazil	HENRIQUE DE ABREU E SILVA	Management and admin services	36,655.95
Brazil	HENRIQUE DE MORAES SANTOS	Management and admin services	45,792.79
Brazil	HOTEIS OTHON SA RIO OTHON PALACE HOTEL	Travel, food and lodging	45,884.45
Brazil	HUMBERTO FALCAO MARTINS	Management and admin services	51,321.46
Brazil	IBF INDUSTRIA BRASILEIRA DE FIBRAS	Engineering and research services	136,441.00
Brazil	INDUSTRIA DE CARROCERIAS METALICAS	Engineering and research services	30,000.00
Brazil	INSPER INSTITUTO DE ENSINO E PESQUISA	Education and training services	47,303.69
Brazil	INSTITUTO BRAS DE DESENVOLVIMENTO E SUS	Engineering and research services	18,393.62
Brazil	INSTITUTO BRAS DE DESENVOLVIMENTO E SUS	Environmental services	42,918.45
Brazil	INSTITUTO DE ASSESS PARA DESENV HUMANO	Education and training services	731,075.31
Brazil	INSTITUTO DE AVALIACAO	Environmental services	65,396.56
Brazil	INSTITUTO DE PESQUISA AMBIENTAL DA	Organizations and clubs	189,646.47
Brazil	INSTITUTO DE PESQUISA AMBIENTAL DA	Politics and civic affairs services	33,467.02
Brazil	INSTITUTO INTERNACIONAL DE EDUCACAO DO B	Education and training services	369,026.59
Brazil	INSTITUTO SOCIOAMBIENTAL	Education and training services	233,701.30
Brazil	ISAQUE DANIEL ROCHA EBERHARDT	Management and admin services	30,590.40
Brazil	ISAR ISOLAMENTOS TERMICOS E ACUSTICOS	Engineering and research services	288,226.00
Brazil	IVERTON JOSE FERNANDES	Management and admin services	42,938.06

Location of supplier	Supplier name	Category description	Value (USD)
UNDP continued			
Brazil	IX ESTUDOS E PROJETOS LTDA EPP	Engineering and research services	73,981.10
Brazil	IZABELLA LACERDA PIMENTA	Management and admin services	38,180.08
Brazil	J C F SANTOS ME	Education and training services	39,516.39
Brazil	JB PROPAGANDA E MARKETING EIRELI	Editorial, design, graphic services	77,003.67
Brazil	JB PROPAGANDA E MARKETING EIRELI	Travel, food and lodging	140,945.87
Brazil	JMENDO CONSULTORIA EMPRESARIAL LTDA	Environmental services	82,089.73
Brazil	JOACY DE DEUS PINHEIRO	Management and admin services	32,847.67
Brazil	JOHN SNOW DO BRASIL LTDA	Engineering and research services	44,625.00
Brazil	JORGE LUIZ GOUVEA	Management and admin services	96,014.70
Brazil	JOSE CARLOS A MERCES JUNIOR	Management and admin services	37,111.81
Brazil	JUDITH ZUQUIM	Management and admin services	40,994.97
Brazil	JULIANA MOTA DE SIQUEIRA	Management and admin services	38,424.60
Brazil	KLEBER PESSOA DE MELO	Management and admin services	46,153.85
Brazil	LACEN DR MILTON BEZERRA SOBRAL PE	Healthcare services	152,973.65
Brazil	LAIS SILVA RAMOS	Management and admin services	33,232.62
Brazil	LEANDRO DOS SANTOS DE JESUS	Management and admin services	35,450.16
Brazil	LEILA ADESSE	Management and admin services	46,903.75
Brazil	LEOCIR JORGE ZORTEA	Management and admin services	30,868.16
Brazil	LEONARDO MITRE ALVIM DE CASTRO	Management and admin services	31,990.66
Brazil	LILIAN SANTOS GOMES	Management and admin services	47,949.79
Brazil	LIVIO SANTOS LEITE RIBEIRO	Management and admin services	48,671.15
Brazil	LUCIANE KLEIN VIEIRA	Management and admin services	33,112.58
Brazil	LUIS FERNANDO TIVIDINI DE OLIVEIRA	Management and admin services	35,417.87
Brazil	LUIS FILIPE DE PAULA KOPP	Management and admin services	41,141.67
Brazil	MADRONA CAMARGO O M C MAZZINI	Engineering and research services	90,045.40
Brazil	MARCELO ACACIO CHAMMAS	Management and admin services	33,232.62
Brazil	MARCELO THEOTO ROCHA	Management and admin services	50,457.26
Brazil	MARCIO COSTA	Management and admin services	33,232.64
Brazil	MARCOS ANTONIO VENDRAMINI JUNIOR	Management and admin services	60,377.16
Brazil	MARCUS VINICIUS FERREIRA DA SILVA	Management and admin services	44,844.04
Brazil	MARIA ANTONIA MOREIRA DA SILVA	Management and admin services	35,434.79
Brazil	MARIA AUGUSTA BOULITREAU ASSIRATI	Management and admin services	31,535.79
Brazil	MARIA GABRIELA BISPO ALMEIDA ARAUJO	Management and admin services	33,232.62
Brazil	MARIA OLGA CURADO	Management and admin services	36,253.78
Brazil	MARIANA LOPEZ MATIAS	Management and admin services	31,968.13
Brazil	MARIANGELA PUGSLEY	Management and admin services	30,094.04
Brazil	MARILIA REBELLO E ASSOCIADOS LTDA	Editorial, design, graphic services	35,344.36
Brazil	MARIO GYORI	Management and admin services	33,600.00
Brazil	MARISE MACHADO CARIBÉ DE ARAÚJO PINHO	Management and admin services	30,868.16
Brazil	MARIVANIA GARCIA DA ROCHA	Management and admin services	35,586.20
Brazil	MARLETTE APARECIDA REZENDE DE MENEZES	Management and admin services	33,232.62
Brazil	MATHEUS BORATTO N. CAMPOS	Management and admin services	35,048.21
Brazil	MENEZES NIEBUHR ADVOGADOS ASSOCIADOS SS	Education and training services	107,374.66
Brazil	MICHELE DE PAULA COELHO ALMEIDA	Management and admin services	30,769.25
Brazil	MICROTECNICA INFORMATICA LTDA	Building and maintenance services	62,538.32
Brazil	MINEIA PATRICIA GOES SILVA	Management and admin services	37,617.54
Brazil	MIRELLA DE SOUZA NOGUEIRA COSTA	Management and admin services	46,476.25
Brazil	MOACIR CHAVES BORGES	Management and admin services	32,020.50
Brazil	MOISES SOARES	Management and admin services	30,894.62
Brazil	MONICA DE FREITAS COSTA	Management and admin services	30,283.01
Brazil	NADIELLA DE SOUZA MONTEIRO	Management and admin services	46,945.35
Brazil	NALFRA MARIA DE QUEIROZ SATIRO BATISTA	Management and admin services	40,025.61
Brazil	NAME WITHHELD FOR SECURITY REASONS	Management and admin services	1,253,216.03
Brazil	NAME WITHHELD FOR SECURITY REASONS	Transportation, storage, mail services	20,758.00
Brazil	NATALIA BERTOLAI HONORIO SPIM	Management and admin services	38,282.29
Brazil	NEJAKSON ALVES VIDAL	Management and admin services	54,662.37
Brazil	NERICE BARNABAS LEE	Management and admin services	35,817.31
Brazil	NIJU INDUSTRIA E COMERCIO DE IMPLEMENTOS	Engineering and research services	30,000.00
Brazil	NILBA NILZA MONTEIRO SILVA	Management and admin services	53,291.54
Brazil	OSVALDO KAZUMI ASANUMA	Management and admin services	33,232.62
Brazil	OTAVIO DIEL DEVES	Management and admin services	39,871.38
Brazil	PATRICIA O. OVALE IMPORTACAO E EXPORTACA	Motor vehicles and parts	41,534.00
Brazil	PEDRO MIGUEL FERNANDES G. V. PEREIRA	Management and admin services	64,040.99
Brazil	PLANTAR EMPREENDIMENTOS E PRODUTOS FLOF	Environmental services	559,006.21
Brazil	POLY URETHANE INDUSTRIA E COM LTDA	Engineering and research services	68,600.00
Brazil	PREMIER EVENTOS LTDA	Travel, food and lodging	145,686.40
Brazil	PRICEWATERHOUSECOOPERS CORPORATE FINAN	Engineering and research services	242,462.95
Brazil	PROJETO PNUD BRA 04 44 CFPPSB	Education and training services	79,632.00
Brazil	PROJETO PNUD BRA 04 44 CFPPSB	Industrial manufacturing services	116,062.40
Brazil	PROJETO PNUD BRA 04 44 CFPPSB	Management and admin services	131,597.12
Brazil	PURCOM QUIMICA LTDA	Engineering and research services	1,409,417.27
Brazil	QUALI A CONFORTO AMBIENTAL E	Education and training services	37,320.02
Brazil	RAFAEL GOMES CLEMENTE	Management and admin services	75,862.07
Brazil	RAFAEL PIZZATO VIER	Management and admin services	32,475.88
Brazil	REFRIMATE ENGENHARIA DO FRIO LTDA	Engineering and research services	30,000.00
Brazil	REGINALDO DE SOUZA GUEDES FILHO	Management and admin services	33,232.62
Brazil	RICARDO DE GOUVEA CORREA	Management and admin services	60,429.18
Brazil	RITA MARCIA DA SILVA PINTO	Management and admin services	31,907.03
Brazil	ROBERTO ADRIAN RIBARIC	Management and admin services	36,787.23
Brazil	ROBERTO GONCALVES TERRA	Management and admin services	32,797.43
Brazil	RODRIGO RIBEIRO DE SOUZA	Management and admin services	89,380.57
Brazil	ROGERIO DE PAULA BARBOSA	Management and admin services	51,233.13
Brazil	ROGERIO HENRIQUE DE ARAUJO JUNIOR	Management and admin services	94,607.38
Brazil	ROGÉRIO HENRIQUE VEREZA DE AZEVEDO	Management and admin services	31,088.92

Location of supplier	Supplier name	Category description	Value (USD)
UNDP continued			
Brazil	ROSELI BUENO DE ANDRADE	Management and admin services	53,610.85
Brazil	SAGE BRASILIA CONSULTORIA E PROJETOS EM	Engineering and research services	34,075.23
Brazil	SAGRES POLITICA E GESTAO ESTRATEGICA	Organizations and clubs	200,957.70
Brazil	SEC. ESTADO DE SAUDE DO ESTADO DO PARA	Healthcare services	66,652.64
Brazil	SECRET EST SAUDE DO RIO GRANDE DO NORTE	Healthcare services	85,118.92
Brazil	SECRETARIA DA SAUDE DO ESTADO DO CEARA	Healthcare services	335,399.19
Brazil	SECRETARIA DE EST SAUDE SANTA CATARINA	Healthcare services	62,096.38
Brazil	SECRETARIA DE ESTADO DA SAUDE	Healthcare services	171,488.15
Brazil	SECRETARIA DE ESTADO DA SAUDE DA BAHIA	Healthcare services	69,056.68
Brazil	SECRETARIA DE ESTADO DE SAUDE PARANA	Healthcare services	64,604.31
Brazil	SEMAR ANTONIO BONAVIGO	Management and admin services	32,660.90
Brazil	SENAI SP	Education and training services	79,632.00
Brazil	SENAI SP	Industrial manufacturing services	116,062.40
Brazil	SENAI SP	Management and admin services	131,597.12
Brazil	SEXTANTE LTDA	Environmental services	32,974.86
Brazil	SHIMTEK INDUSTRIA E COMERCIO DE RESINAS	Engineering and research services	33,976.40
Brazil	SILVANA PEREIRA GIOZZA	Management and admin services	31,039.24
Brazil	SILVANA SOLANGE ROSSI	Management and admin services	33,828.78
Brazil	SILVIO ROCHA SANTANA	Management and admin services	31,882.28
Brazil	SIMONE DE BRITO BARRETO	Management and admin services	66,465.25
Brazil	SIMONE MONZANI VIVALDINI	Management and admin services	30,496.35
Brazil	SOCIEDADE DE APOIO SOCIAL	Environmental services	354,408.12
Brazil	SOMAR ENGENHARIA LTDA	Engineering and research services	135,958.25
Brazil	STEPHANIE CAROLINE NASUTI	Management and admin services	38,424.60
Brazil	SUN E TOUR VIAGENS E EVENTOS LTDA EPP	Travel, food and lodging	155,100.12
Brazil	SUSAN EDDA SEEHUSEN	Management and admin services	41,389.73
Brazil	THAIS DA SILVA DORNELAS	Management and admin services	39,976.12
Brazil	THILO MARTIN ZINDEL	Management and admin services	47,574.35
Brazil	TRANSGEO TRANSPORTES E GEOTECNIA LTDA	Engineering and research services	192,307.69
Brazil	TST STAG SA	Material handling machinery	69,439.08
Brazil	UNIVAR BRASIL LTDA	Engineering and research services	456,860.30
Brazil	UNIVERSIDADE DO ESTADO DO RIO DE JANEIRO	Environmental services	113,324.06
Brazil	UTECH TECNOLOGIA DE POLIURETANOS LTDA	Engineering and research services	89,000.00
Brazil	VANESSA BRANCO	Management and admin services	36,183.16
Brazil	VANESSA TAVARES NUNES	Management and admin services	35,736.67
Brazil	VERA LUCIA SILVIERI	Management and admin services	47,390.33
Brazil	VISAO ADMINISTRACAO E CONSTRUCAO LTDA	Building and maintenance services	277,755.33
Brazil	VISAO ADMINISTRACAO E CONSTRUCAO LTDA	Management and admin services	317,619.23
Brazil	VITOR DE ABREU CORREA	Management and admin services	41,217.39
Brazil	VITRINA COMUNICACAO LTDA	Editorial, design, graphic services	58,402.18
Brazil	VOLNEI PORFÍRIO DA SILVA	Management and admin services	40,192.92
Brazil	WIDE TECNOLOGIA DA INFORMACAO LTDA - EPP	Engineering and research services	74,927.96
Brazil	WILLIAN CARREIRA	Management and admin services	37,212.24
Brazil	WILNARA WILZA CUNHA COELHO AMORIM	Management and admin services	33,232.63
Brazil	WILSON GOMES LIMA JUNIOR	Management and admin services	49,285.10
British Virgin Islands	SYSTEMICA INC	Engineering and research services	49,330.00
Bulgaria	NAME WITHHELD FOR SECURITY REASONS	Management and admin services	34,000.00
Bulgaria	PLAYGROUND ENERGY LTD.	Distribution equipment	21,861.00
Bulgaria	PLAYGROUND ENERGY LTD.	Sports and recreational equipment	83,657.22
Bulgaria	PLAYGROUND ENERGY LTD.	Transportation, storage, mail services	13,320.00
Burkina Faso	AFRIKAD SARL	IT and communications equipment	73,269.76
Burkina Faso	AFRIKAD SARL	Printing, photo and AV equipment	2,414.39
Burkina Faso	AGECOM	Building and maintenance services	55,508.20
Burkina Faso	AGECOM	Management and admin services	60,969.97
Burkina Faso	AGECOM	Politics and civic affairs services	15,242.49
Burkina Faso	AGENCE CINQ ETOILES ACE-BF	Management and admin services	188,182.29
Burkina Faso	AGENCE CINQ ETOILES ACE-BF	Politics and civic affairs services	47,045.57
Burkina Faso	BOKOUM MAHAMADOU	Farming, fishing, forestry services	46,449.82
Burkina Faso	CIE IC	Engineering and research services	59,981.50
Burkina Faso	COMPAORE ERIC / TECHNICOM	Engineering and research services	484,411.24
Burkina Faso	EBTM SARL	Building and maintenance services	149,777.58
Burkina Faso	EBTM SARL	Management and admin services	127,587.37
Burkina Faso	EBTM SARL	Politics and civic affairs services	31,896.84
Burkina Faso	ENTBB	Management and admin services	146,033.97
Burkina Faso	ENTBB	Politics and civic affairs services	36,508.49
Burkina Faso	ETS BOCOUM ET FRERES	Farming, fishing, forestry services	46,666.33
Burkina Faso	EXPERIENS	Management and admin services	34,383.30
Burkina Faso	GALAXIE SERVICES SARL	Management and admin services	148,248.27
Burkina Faso	GALAXIE SERVICES SARL	Politics and civic affairs services	37,062.07
Burkina Faso	GID SARL	Engineering and research services	75,880.20
Burkina Faso	GRAD CONSULTING GROUP SARL	Management and admin services	47,317.47
Burkina Faso	INITIATIVES CONSEIL INTERNATIONAL	Management and admin services	33,706.33
Burkina Faso	NAME WITHHELD FOR SECURITY REASONS	Management and admin services	88,202.82
Burkina Faso	REACH RECUP TERRES	Building and maintenance services	102,573.79
Burkina Faso	ROAD CONSOLSIUM & IMMO	Building and maintenance services	59,893.70
Burkina Faso	SAHEL DECOR SARL	Management and admin services	105,321.81
Burkina Faso	SAHEL DECOR SARL	Politics and civic affairs services	26,330.45
Burkina Faso	SATGURU TRAVEL & TOURS SERVICE	Transportation, storage, mail services	72,996.22
Burkina Faso	SEG-NA BTP	Engineering and research services	39,693.08
Burkina Faso	SEG-NA BTP	Management and admin services	158,772.32
Burkina Faso	SOCIETE BAYALA	Power generation machinery	31,627.75
Burkina Faso	WORLD REHOBOTH	Building and maintenance services	74,490.51
Burkina Faso	WORLD REHOBOTH	Engineering and research services	49,632.26
Burkina Faso	WORLD REHOBOTH	Farming, fishing, forestry services	2,612.22

Location of supplier	Supplier name	Category description	Value (USD)
UNDP continued			
Burkina Faso	ZAMPA USINAGE	Cleaning equipment	38,357.75
Burundi	D'ALMEIDA KOSSI	Management and admin services	32,000.00
Burundi	DAN OFFICE	Electrical systems components	6,800.00
Burundi	DAN OFFICE	IT and communications equipment	53,421.70
Burundi	DAN OFFICE	Office equipment	2,596.00
Burundi	DAN OFFICE	Transportation, storage, mail services	5,602.00
Burundi	INTERPETROL	Fuels and lubricants etc.	64,499.98
Burundi	TRAMWEX	Transportation, storage, mail services	438,047.48
Burundi	UNOPS HEADQUARTERS	Power generation machinery	55,611.65
Burundi	UNOPS HEADQUARTERS	Transportation, storage, mail services	8,551.77
Cabo Verde	NAME WITHHELD FOR SECURITY REASONS	Management and admin services	214,871.91
Cabo Verde	UNICEF SUPPLY DIVISION - COPENHAGEN	Medical equipment	54,787.38
Cabo Verde	UNICEF SUPPLY DIVISION - COPENHAGEN	Transportation, storage, mail services	4,000.00
Cabo Verde	VILACELOS CONSTRUÇÕES S.A. - SUCURSAL	Building and maintenance services	94,200.31
Cambodia	HGB AUTO CO., LTD	Motor vehicles and parts	63,130.00
Cambodia	KPMG CAMBODIA LTD	Financial and insurance services	22,600.00
Cambodia	KPMG CAMBODIA LTD	Management and admin services	11,830.00
Cambodia	NAME WITHHELD FOR SECURITY REASONS	Management and admin services	374,835.10
Cambodia	NGUON THUON	Management and admin services	40,800.00
Cambodia	NOU-MOE-UNDP	Management and admin services	100,000.00
Cambodia	OKOONE (CAMBODIA) LIMITED	Management and admin services	76,760.00
Cambodia	SOKHA CHAN	Management and admin services	34,392.00
Cambodia	THE ROOM DESIGN STUDIO CO.LTD	Engineering and research services	32,560.80
Cameroon	ACHMEN CORPORATION	Building and maintenance services	33,304.57
Cameroon	COMMUNITY INSIGHTS GROUP	Engineering and research services	202,575.00
Cameroon	DANOFFICE APS	Domestic appliances and electronics	726.00
Cameroon	DANOFFICE APS	Electrical systems components	2,646.00
Cameroon	DANOFFICE APS	Financial and insurance services	231.00
Cameroon	DANOFFICE APS	IT and communications equipment	25,409.60
Cameroon	DANOFFICE APS	Management and admin services	95.00
Cameroon	DANOFFICE APS	Printing, photo and AV equipment	10,770.00
Cameroon	DANOFFICE APS	Transportation, storage, mail services	2,875.00
Cameroon	ETS HIGH SERVICES	Domestic appliances and electronics	20,401.41
Cameroon	ETS HIGH SERVICES	Engineering and research services	9,273.37
Cameroon	ETS HIGH SERVICES	Furniture	7,418.69
Cameroon	ETS HIGH SERVICES	Office equipment	4,121.50
Cameroon	ETS KOZA-HI & FILS	Building and maintenance services	80,018.71
Cameroon	ETS KOZA-HI & FILS	Structures, construction components	50,963.82
Cameroon	FARMINGTON AUTOMOTIVE GMBH	Power generation machinery	129,402.35
Cameroon	GEOLOGIE INDUSTRIE MINE ENVIRONNEMENT	Mineral and textile materials	46,706.43
Cameroon	HOTEL LA FALAISE YAOUNDÉ STÉ ETS MONKAM	Travel, food and lodging	65,872.87
Cameroon	HOTEL SAWA	Financial and insurance services	- 0.00
Cameroon	HOTEL SAWA	Travel, food and lodging	49,558.48
Cameroon	INSTITUT DU SAHEL-DROITS UNIVE	Mineral and textile materials	44,728.38
Cameroon	NAME WITHHELD FOR SECURITY REASONS	Financial and insurance services	- 0.00
Cameroon	NAME WITHHELD FOR SECURITY REASONS	Management and admin services	355,136.62
Cameroon	NAME WITHHELD FOR SECURITY REASONS	Transportation, storage, mail services	3,140.00
Cameroon	NAME WITHHELD FOR SECURITY REASONS	Travel, food and lodging	11,492.00
Cameroon	SAHEL WATER SANITATION ENVIRONMENT	Building and maintenance services	50,814.46
Cameroon	SATGURU TRAVEL	Transportation, storage, mail services	39,462.52
Cameroon	UNIVERSAL CONSULTING	Education and training services	68,200.00
Cameroon	UNIVERSAL CONSULTING	Financial and insurance services	80,998.64
Cameroon	VOIES NOUVELLES	Management and admin services	31,931.69
Canada	AISSATOU SOUMARE	Management and admin services	43,712.00
Canada	ALEXANDRE RICHELIEU	Management and admin services	34,034.00
Canada	BLOCKCHAIN LEARNING GROUP INC.	Public sector related services	35,000.00
Canada	BRYTESIDE TECH INC	Financial and insurance services	155.04
Canada	BRYTESIDE TECH INC	Motor vehicles and parts	143,000.00
Canada	BRYTESIDE TECH INC	Transportation, storage, mail services	1,833.00
Canada	CALIBRATE SOLUTIONS INC.	Management and admin services	88,000.00
Canada	CENTRE INTERNATIONAL POUR LA PREVENTION	Engineering and research services	65,322.17
Canada	CESS INSTITUTE	Education and training services	673,520.00
Canada	CRC SOGEMA INC	Engineering and research services	40,011.39
Canada	CRC SOGEMA INC	Financial and insurance services	-
Canada	DUNDEX	Engineering and research services	108,585.00
Canada	DUNDEX	Management and admin services	669,106.28
Canada	DUNDEX	Public order and security services	73,660.00
Canada	DUNDEX	Transportation, storage, mail services	3,452.37
Canada	DUNDEX	Travel, food and lodging	19,110.00
Canada	DUNDEX CO.	Financial and insurance services	1,170.00
Canada	DUNDEX CO.	Management and admin services	39,000.00
Canada	DUNDEX CO.	Transportation, storage, mail services	550.00
Canada	DUNDEX NETWORK	Management and admin services	129,071.75
Canada	DUNDEX NETWORK	Politics and civic affairs services	409.25
Canada	ELECTORAL SERVICES INTERNATIONAL INC	Management and admin services	51,575.46
Canada	EMERGENT BIOSOLUTIONS CANADA INC	Pharmaceuticals, contraceptives, vaccines	92,500.00
Canada	EMERGENT BIOSOLUTIONS CANADA INC	Transportation, storage, mail services	2,000.00
Canada	FLEXIBILITY INTEGRITY PROFESSIONALISM	Public sector related services	128,000.00
Canada	FREED OBJECT INCORPORATED	Management and admin services	49,650.00
Canada	GLOBAL POST	Furniture	70,000.00
Canada	GOLAM MAHMUD	Management and admin services	71,468.00
Canada	LE GROUPE-CONSEIL BAASTEL ITEE	Management and admin services	55,750.00
Canada	LESLEY WRIGHT	Management and admin services	43,500.00
Canada	LESLEY WRIGHT	Transportation, storage, mail services	1,500.00

Location of supplier	Supplier name	Category description	Value (USD)
UNDP continued			
Canada	LOWE-MARTIN COMPANY INC.	Editorial, design, graphic services	145,860.00
Canada	LOWE-MARTIN COMPANY INC.	Management and admin services	109,705.18
Canada	LUCIANO ALFREDO GONZALEZ	Management and admin services	37,520.00
Canada	MACLEAN CONSULTING	Education and training services	1,335.00
Canada	MACLEAN CONSULTING	Travel, food and lodging	38,667.00
Canada	MARIE LABERGE	Management and admin services	50,340.00
Canada	MARINE MANAGEMENT GROUP INC	Motor vehicles and parts	44,067.00
Canada	MONT-PHARMA INC.	Medical equipment	119,435.40
Canada	NAME WITHHELD FOR SECURITY REASONS	Financial and insurance services	2,000.00
Canada	NAME WITHHELD FOR SECURITY REASONS	Management and admin services	2,578,441.43
Canada	NAME WITHHELD FOR SECURITY REASONS	Politics and civic affairs services	150.00
Canada	NAME WITHHELD FOR SECURITY REASONS	Public sector related services	2,686.00
Canada	NAME WITHHELD FOR SECURITY REASONS	Transportation, storage, mail services	105,332.00
Canada	NAME WITHHELD FOR SECURITY REASONS	Travel, food and lodging	117,613.20
Canada	NARESH SINGH	Management and admin services	40,500.00
Canada	PHARMASCIENCE INC	Pharmaceuticals, contraceptives, vaccines	95,927.00
Canada	QUEENS UNIVERSITY	Education and training services	35,700.00
Canada	RAPHAEL FERNANDES DE SOUZA AGUIAR	Management and admin services	48,000.00
Canada	RAPHAEL FERNANDES DE SOUZA AGUIAR	Transportation, storage, mail services	2,343.00
Canada	RAVI KAMILLA	Management and admin services	31,500.00
Canada	RIWI CORP	Politics and civic affairs services	96,300.00
Canada	ROLL TIDE SOLUTIONS INC	IT and communications equipment	166,035.86
Canada	SAVILLE & HOLDSWORTH (SHL) CANADA, INC.	Education and training services	35,875.00
Canada	UNIVERSALIA MANAGEMENT GROUP	Education and training services	40,381.40
Canada	UNIVERSALIA MANAGEMENT GROUP	Management and admin services	228,494.29
Canada	VALINOR RESEARCH AND CONSULTING	Education and training services	33,300.00
Canada	YABOME GILPIN-JACKSON T/A SLD CONSULTING	Education and training services	45,600.00
Cayman Islands	GODDARD ENTERPRISES LIMITED	Sports and recreational equipment	595,556.96
Cayman Islands	GODDARD ENTERPRISES LIMITED	Structures, construction components	261,066.00
Central African Republic	AGETIP CAF	Building and maintenance services	479,004.13
Central African Republic	AGETIP CAF	Structures, construction components	318,851.14
Central African Republic	AGMIN ITALY S.R.L	Structures, construction components	382,168.07
Central African Republic	AGMIN ITALY S.R.L	Travel, food and lodging	49,093.38
Central African Republic	AL NAHDA	Structures, construction components	134,674.54
Central African Republic	BANGUI-TOPOMAT	Building and maintenance services	37,751.31
Central African Republic	BANGUI-TOPOMAT	Structures, construction components	254,898.35
Central African Republic	CCB(LA CENTRAF.DE CONST.BATIM)	Industrial manufacturing services	77,280.32
Central African Republic	CFAO CENTRAFRIQUE	Motor vehicles and parts	69,925.18
Central African Republic	CFAO CENTRAFRIQUE	Transportation, storage, mail services	37,209.12
Central African Republic	CMS CONSTRUCTION SARL	Furniture	22,255.10
Central African Republic	CMS CONSTRUCTION SARL	Office equipment	19,834.67
Central African Republic	CMS CONSTRUCTION SARL	Paper materials and products	40,719.42
Central African Republic	ESPACE MULTIMEDIA SEVICE	Domestic appliances and electronics	49,688.94
Central African Republic	ESPACE MULTIMEDIA SEVICE	Furniture	87,724.15
Central African Republic	ESPACE MULTIMEDIA SEVICE	Material handling machinery	143,748.22
Central African Republic	ETS CROWN	Farming, fishing equipment	54,059.49
Central African Republic	ETS CROWN	Furniture	12,533.03
Central African Republic	ETS CROWN	Transportation, storage, mail services	1,255.07
Central African Republic	ETS KBS LA REFERENCE	Paper materials and products	30,516.46
Central African Republic	GOLDEN RELIEF RESOURCES LTD	Structures, construction components	252,025.45
Central African Republic	HOTEL RESTAURANT ST AUGUSTE	Travel, food and lodging	54,019.48
Central African Republic	J.D.C	Engineering and research services	50,081.43
Central African Republic	J.D.C	Structures, construction components	5,800.80
Central African Republic	LE CONVENANT	Structures, construction components	189,676.00
Central African Republic	MARKETING SCAN	Building and maintenance services	99,068.84
Central African Republic	MEDIA PRINT	Furniture	79,252.21
Central African Republic	MEDIA PRINT	Printing, photo and AV equipment	54,458.23
Central African Republic	MUBYEYI LILIANE	Management and admin services	22,500.00
Central African Republic	MUBYEYI LILIANE	Politics and civic affairs services	211.00
Central African Republic	MUBYEYI LILIANE	Transportation, storage, mail services	3,400.00
Central African Republic	MUBYEYI LILIANE	Travel, food and lodging	7,800.00
Central African Republic	NAME WITHHELD FOR SECURITY REASONS	Management and admin services	116,152.20
Central African Republic	NEW GARAGE MAXIME	Transportation, storage, mail services	139,640.55
Central African Republic	PAPETERIE LE DAUPHIN ROYAL	Furniture	16,258.29
Central African Republic	PAPETERIE LE DAUPHIN ROYAL	Paper materials and products	16,134.76
Central African Republic	QUINCAILLERIE QUEIL	Structures, construction components	59,734.88
Central African Republic	RADIO NDEKE-LUKA	Editorial, design, graphic services	42,397.72
Central African Republic	SCI NJ IMMOBILIERE	Management and admin services	282,950.50
Central African Republic	SERVICES BATIMENTS AUBERT	Building and construction machinery	31,583.31
Central African Republic	SERVICES BATIMENTS AUBERT	Building and maintenance services	32,316.30
Central African Republic	T.L CONSTRUCTION COMMERCE GENERAL	Structures, construction components	40,480.37
Central African Republic	T.O.T.A.L-CENTRAFRIQUE	Fuels and lubricants etc.	30,015.91
Central African Republic	UNIVERSAL CONSULTING	Financial and insurance services	42,604.91
Central African Republic	VAN-RIJN NATASHA	Management and admin services	60,000.00
Central African Republic	WADEYA SERVICE	Structures, construction components	196,267.78
Chad	AHMADAI MAHAMAT NOUR	Management and admin services	55,040.60
Chad	AHMAT ANNAM YOUSSOUF	Management and admin services	116,793.60
Chad	AMIRA IDRISS DEBY ITNO	Management and admin services	69,888.44
Chad	BATAMA FILS	Building and maintenance services	103,936.58
Chad	BUREAU INTER SERVICE	Management and admin services	34,431.28
Chad	CASE CLEAN & SERVICES	Building and maintenance services	36,418.56
Chad	CBINET D'ARCHITECTURE SAAI	Engineering and research services	40,106.48
Chad	CERDO	Management and admin services	36,817.20
Chad	COP GARD	Public order and security services	77,329.32

Location of supplier	Supplier name	Category description	Value (USD)
UNDP continued			
Chad	DANOFFICE IT	Domestic appliances and electronics	313.19
Chad	DANOFFICE IT	IT and communications equipment	32,550.18
Chad	DANOFFICE IT	Printing, photo and AV equipment	1,071.18
Chad	DEVELOPMENT FINANCE INSTITUTE	Management and admin services	41,614.41
Chad	EJIK CONSTRUCTION	Structures, construction components	83,061.03
Chad	ETS AL GUISMA	Farming, fishing equipment	69,638.39
Chad	ETS BILOUS	Live plant and animal material	44,165.40
Chad	HAGUI SARL	Public sector related services	84,077.66
Chad	HOTEL HILTON	Travel, food and lodging	32,161.94
Chad	NAME WITHHELD FOR SECURITY REASONS	Financial and insurance services	1,000.00
Chad	NAME WITHHELD FOR SECURITY REASONS	Management and admin services	386,696.17
Chad	NAME WITHHELD FOR SECURITY REASONS	Public sector related services	1,000.00
Chad	NAME WITHHELD FOR SECURITY REASONS	Transportation, storage, mail services	3,630.00
Chad	NAME WITHHELD FOR SECURITY REASONS	Travel, food and lodging	20,476.00
Chad	OUEDRAOGO ADAMAN	Management and admin services	50,224.00
Chad	SATGURU TRAVEL & TOURS	Transportation, storage, mail services	57,974.38
Chad	SINOBAT SA.	Engineering and research services	162,038.86
Chad	SOCIÉTÉ AFRICAINE DE COMMERCE GÉNÉRALE	Building and maintenance services	113,579.22
Chad	SOCIETE MSA	Farming, fishing equipment	30,054.46
Chad	SOCIETE SONAPCO	Engineering and research services	158,861.60
Chad	SOCOFI SARL	Farming, fishing equipment	17,078.03
Chad	SOCOFI SARL	Furniture	11,344.70
Chad	SOCOFI SARL	IT and communications equipment	15,467.82
Chad	SOCOFI SARL	Power generation machinery	23,352.99
Chad	T.T.E.	Material handling machinery	32,505.18
Chad	VRIDAOU TAO	Management and admin services	41,529.00
Chile	ACG AUDITORES CONSULTORES GERENCIALES SA	Financial and insurance services	36,895.51
Chile	ANDREA PEÑA PIZARRO CONSULT TRANSP EIRL	Engineering and research services	125,181.40
Chile	ARRIAGADA Y COMPAÑIA LIMITADA	Published products	55,488.66
Chile	ASESORIAS COLLIERS PROSIN LTDA	Engineering and research services	152,848.08
Chile	ASIMOV CONSULTORES SPA	Public sector related services	45,317.23
Chile	BUSES VILLAR LIMITADA	Transportation, storage, mail services	77,604.86
Chile	C Y C COMUNICACIONES LTDA.	Education and training services	42,199.69
Chile	CECILIA ALEMANY	Management and admin services	45,000.00
Chile	CEDEP LTDA	Education and training services	103,707.20
Chile	CENCOSUD RETAIL S.A	Engineering and research services	345,132.50
Chile	CENTRO DE ESTUDIOS DE LA PRIMERA INFANCI	Engineering and research services	128,089.30
Chile	CHUBB DE CHILE CÍA DE SEGUROS GENERALES	Financial and insurance services	67,735.40
Chile	CLIODINAMICA ASESORÍAS,CONSULTORÍA E ING	Education and training services	140,202.44
Chile	COMERCIALIZADORA JJR LTDA	Engineering and research services	188,000.00
Chile	CONSTRUCTURA INSULAR L.H.M. SPA	Structures, construction components	86,327.76
Chile	CONSULTORES ASOC. DE MARKETING CADEM S.A	Education and training services	30,869.82
Chile	EDUCACION DESARROLLO DE EMPRESAS Y CAPAC	Education and training services	222,058.30
Chile	ELGUETA OYANEDEL Y CIA LTDA	Travel, food and lodging	145,143.24
Chile	ESTUDIOS Y CONSULTORIAS FOCUS LTDA.	Education and training services	116,182.05
Chile	FERRADA NEHME LIMITADA	Politics and civic affairs services	33,556.38
Chile	FUNDACION EDUCAFRICA	Education and training services	111,931.26
Chile	GFK ADIMARK CHILE S.A.	Education and training services	45,895.60
Chile	GFK ADIMARK CHILE S.A.	Engineering and research services	47,712.80
Chile	GONZALO ANDRES URIBE ORTEGA FABRICA DE M	Mineral and textile materials	69,489.79
Chile	HIPERMERCADOS TOTTUS S.A.	Engineering and research services	241,054.27
Chile	INEMA S.A.	Environmental services	197,215.00
Chile	INGENIERIA LUIS LILLO MEDINA E.I.R.L.	Industrial manufacturing services	43,243.20
Chile	INVERSIONES MERKEN SPA	Travel, food and lodging	69,462.37
Chile	MIGUEL ANGEL JARA MUÑOZ	Management and admin services	44,637.45
Chile	NAME WITHHELD FOR SECURITY REASONS	Management and admin services	410,666.62
Chile	ONG DE DESARROLLO CORP. CRUZANDO EL PACI	Education and training services	234,415.43
Chile	POCH AMBIENTAL S.A.	Environmental services	39,331.81
Chile	POLIVALENTE ARQUITECTOS SOCIEDAD LIMITAD	Environmental services	32,655.34
Chile	PONTIFICIA UNIVERSIDAD CATOLICA DE CHILE	Education and training services	106,503.75
Chile	PONTIFICIA UNIVERSIDAD CATOLICA DE CHILE	Politics and civic affairs services	682,030.02
Chile	PORTA NUOVA S.A.	Education and training services	39,762.69
Chile	RIVER CONSULTORES LTDA.	Environmental services	90,634.44
Chile	SEGUNDO MIGUEL COELLO CISNEROS	Management and admin services	59,568.00
Chile	STATCOM ESTADISTICOS CONSULTORES S.A.	Education and training services	34,006.35
Chile	SUD-AUSTRAL CONSULTING SPA	Education and training services	217,613.10
Chile	SUR ASISTENCIA S.A.	Financial and insurance services	45,024.27
Chile	SUR PLAN LIMITADA	Politics and civic affairs services	35,162.42
Chile	UNIVERSIDAD ALBERTO HURTADO	Education and training services	34,579.58
Chile	UNIVERSIDAD DE CHILE	Education and training services	414,862.31
Chile	UNIVERSIDAD DE LA FRONTERA	Education and training services	317,098.17
Chile	VAAR ARQUITECTOS LTDA.	Politics and civic affairs services	149,837.50
Chile	VALCA CONSTRUCCIONES SPA	Paper materials and products	30,211.49
Chile	VALESKA MARTINEZ LEMUS	Management and admin services	30,000.00
Chile	VICTOR HUGO CURIN NUÑEZ	Paper materials and products	34,758.30
China	ANDY CULTURE DEVELOPMENT CO., LTD.	Published products	32,200.00
China	ANDY CULTURE DEVELOPMENT CO., LTD.	Transportation, storage, mail services	7,944.00
China	ASIA CONFLICT & SECURITY CONSULTING LTD	Engineering and research services	60,775.00
China	BEIJING HOUSING SERVICE CORP.	Management and admin services	634,968.40
China	BEIJING MEIYA INTERNATIONAL AIR SERVICE	Transportation, storage, mail services	34,016.38
China	BEIJING XIANGLIN BORUI CULTURE	Travel, food and lodging	113,344.42
China	BEIQI FOTON MOTOR CO., LTD	Motor vehicles and parts	448,798.55
China	BUSINESS DEVELOPMENT ACCELERATOR INTERNA	Education and training services	92,777.30
China	CHINA NATIONAL INSTRUMENTS	Management and admin services	40,042.37

Location of supplier	Supplier name	Category description	Value (USD)
UNDP continued			
China	DANDONG JUXING TRADING CO., LTD	Engineering and research services	46,131.14
China	DANDONG JUXING TRADING CO., LTD	Public sector related services	675,771.32
China	DANDONG JUXING TRADING CO., LTD	Transportation, storage, mail services	2,257.00
China	FARSIGHT SERVICES LIMITED	Management and admin services	42,650.00
China	FOSHAN FEICHI AUTOMOBILE MANUFACTURING	Motor vehicles and parts	89,377.07
China	HORIZON 2030 LIMITED	Management and admin services	180,000.00
China	HORIZON2030 LIMITED	Management and admin services	30,926.28
China	HUAXIAZHONGZE BEIJING TECHNOLOGY CO,.LTD	Engineering and research services	46,735.71
China	INVERNESS MEDICAL INNOVATIONS HONG KONG	Engineering and research services	8,000.00
China	INVERNESS MEDICAL INNOVATIONS HONG KONG	Medical equipment	175,000.00
China	JINHUA FENGYUN IMP AND EXP TRADE CO LTD	Public sector related services	39,458.80
China	JINHUA FENGYUN IMP AND EXP TRADE CO LTD	Transportation, storage, mail services	1,783.38
China	KUNLUN ASSOCIATES, LTD.	Management and admin services	164,332.00
China	LAXTON GROUP LIMITED	Engineering and research services	5,000.00
China	LAXTON GROUP LIMITED	IT and communications equipment	221,302.92
China	LAXTON GROUP LIMITED	Material handling machinery	101,680.00
China	LAXTON GROUP LIMITED	Printing, photo and AV equipment	6,002,517.00
China	LAXTON GROUP LIMITED	Transportation, storage, mail services	49,471.04
China	LUKE MCKINNON BRANDER	Management and admin services	59,950.00
China	MAZARS CPA	Financial and insurance services	71,074.44
China	NAME WITHHELD FOR SECURITY REASONS	Management and admin services	1,074,328.70
China	NAME WITHHELD FOR SECURITY REASONS	Transportation, storage, mail services	14,588.00
China	NANJING GOLDEN DRAGON BUS CO., LTD	Motor vehicles and parts	179,446.88
China	NATIONAL LIGHTING TEST CENTRE	Engineering and research services	64,760.65
China	ORIENTAL ARTS BUILDING CO., LTD.	Travel, food and lodging	43,060.80
China	QINGDAO HAIER AIR-CONDITIONER CO.LTD	Distribution equipment	40,168.83
China	QINGDAO LEFF INTERNATIONAL TRADING CO.,	Education and training services	4,503.15
China	QINGDAO LEFF INTERNATIONAL TRADING CO.,	Engineering and research services	191,840.29
China	QINGDAO LEFF INTERNATIONAL TRADING CO.,	Transportation, storage, mail services	810.57
China	RUGAO JINDU HOTEL MANAGEMENT CO., LTD	Travel, food and lodging	37,781.47
China	SHANGHAI KOYO-ANP IMPORT&EXPORT CO., LTD	Domestic appliances and electronics	183,381.19
China	SHANGHAI KOYO-ANP IMPORT&EXPORT CO., LTD	Tools and general machinery	39,948.68
China	SHANGHAI KOYO ANP IMPORT & EXPORT	Power generation machinery	37,357.00
China	SHANGHAI SUNWIN BUS CORPORATION	Motor vehicles and parts	533,554.02
China	SOCIETY OF AUTOMOTIVE ENGINEERS OF CHINA	Management and admin services	81,805.00
China	SUMEC MACHINERY & ELECTRIC CO. LTD	Building and maintenance services	242,850.00
China	TECHCOMP LIMITED	Structures, construction components	90,650.00
China	THE ECONOMIST GROUP (ASIA/PACIFIC) LTD	Engineering and research services	56,400.00
China	URUMQI AJIER IMPORT AND EXPORT TRADE CO.	Industrial manufacturing machinery	29,462.00
China	URUMQI AJIER IMPORT AND EXPORT TRADE CO.	Transportation, storage, mail services	4,338.00
China	WENYOU TECHNOLOGY DEVELOPMENT CORPORA	Engineering and research services	42,303.70
China	XIAMEN XGMA INTERNATIONAL TRADE CO., LTD	Building and construction machinery	119,680.00
China	XIAMEN XGMA INTERNATIONAL TRADE CO., LTD	Management and admin services	5,950.00
China	XIN GAO	Management and admin services	30,000.00
China	YIXING HUHUA STATIONARY CO LTD	Material handling machinery	66,420.00
China	YIXING HUHUA STATIONARY CO LTD	Transportation, storage, mail services	65,635.00
China	YIXING HUHUA STATIONERY CO LTD	Material handling machinery	401,981.00
China	YIXING HUHUA STATIONERY CO LTD	Transportation, storage, mail services	58,345.00
China	ZHANGDENGJIECAI (BEIJING) WENHUA	Editorial, design, graphic services	43,446.01
China	ZHENGZHOU YUTONG BUS CO., LTD	Motor vehicles and parts	537,829.25
China	ZHONGKE WEIMIN TECHNOLOGY DEVELOPMENT	Travel, food and lodging	42,054.37
Colombia	5IINCO ASESORIA & CONSTRUCCION SAS	Politics and civic affairs services	271,310.46
Colombia	ABAL INGENIEROS SAS	Engineering and research services	62,932.99
Colombia	ADMINISTRADORA DE FONDOS DE PENSIONES Y	Management and admin services	128,877.29
Colombia	AGRICULTURAL ASSESSMENTS INTERNATIONAL	Engineering and research services	83,393.40
Colombia	ANDITEL SAS	Engineering and research services	170,899.67
Colombia	ANDIVISION SAS	IT and communications equipment	117,079.49
Colombia	ANZELLINI GARCIA REYES SAS	Engineering and research services	130,720.38
Colombia	AVIATUR	Transportation, storage, mail services	534,461.38
Colombia	AVIATUR	Travel, food and lodging	488,977.30
Colombia	BANCO DE OCCIDENTE	Management and admin services	127,762.11
Colombia	BIG PASS	Fuels and lubricants etc.	44,546.92
Colombia	CABILDO INDIGENA SAN LORENZO DE CALDON	Management and admin services	33,828.67
Colombia	CAMILO SANTAMARIA ARQUITECTURA URBANISM	Public sector related services	243,739.55
Colombia	CARMEN TULIA CARDONA TUBERQUIA	Management and admin services	43,695.15
Colombia	CENTRO DE INFORMACION Y ESTUDIOS EN	Engineering and research services	48,071.97
Colombia	CENTRO DE INNOVACION LTDA	Public sector related services	30,754.33
Colombia	CENTRO NACIONAL DE CONSULTORIA	Engineering and research services	67,677.97
Colombia	CENTRO NACIONAL DE CONSULTORIA	Public sector related services	52,995.66
Colombia	CIFRAS Y CONCEPTOS S.A.	Engineering and research services	45,268.89
Colombia	CIFRAS Y CONCEPTOS S.A.	Management and admin services	50,102.34
Colombia	CLAUDIA ANGELA ARGOTE ROMERO	Management and admin services	46,404.54
Colombia	COMCEL SA	Engineering and research services	156,433.51
Colombia	COMCEL SA	IT and communications equipment	29,768.57
Colombia	COMWARE SA	Engineering and research services	244,965.01
Colombia	CONSORCIO AMV AIC	Engineering and research services	170,963.46
Colombia	CONSORCIO TC 2017	Engineering and research services	94,895.93
Colombia	CONSORCIO TS 2017	Office equipment	152,638.02
Colombia	CONSULTORSALUD SAS	Engineering and research services	33,388.99
Colombia	CORPORACION AMAUTA	Management and admin services	117,831.70
Colombia	CORPORACION EQUIPO COLOMBIANO	Engineering and research services	97,065.69
Colombia	DASIGNO SAS	Public sector related services	47,099.27
Colombia	DISTRIBUIDORA NISSAN S A	Management and admin services	2,375.75
Colombia	DISTRIBUIDORA NISSAN S A	Motor vehicles and parts	156,943.87

Location of supplier	Supplier name	Category description	Value (USD)
UNDP continued			
Colombia	DOMOTI S A S	Environmental services	42,992.24
Colombia	ECONOMETRIA SA	Engineering and research services	85,091.90
Colombia	EDIFICIO FONADE PROPIEDAD HORIZONTAL	Management and admin services	30,292.82
Colombia	EDMUNDO ANDRES MONCAYO ROMO	Management and admin services	145,511.58
Colombia	ELISIO MORERA CORDOBA	Management and admin services	98,796.51
Colombia	ELOQUENTEM SAS	Editorial, design, graphic services	320,325.76
Colombia	EXPRESO VIAJES Y TURISMO SA	Transportation, storage, mail services	664,830.37
Colombia	EXPRESO VIAJES Y TURISMO SA	Travel, food and lodging	143,923.48
Colombia	FERNANDO PINEDA SOLARTE	Management and admin services	32,318.73
Colombia	FRANCA PROYECTOS SAS	Travel, food and lodging	35,059.57
Colombia	FTI CONSULTING SC LTDA	Editorial, design, graphic services	70,186.86
Colombia	FUNDACION CENTRO INTERNACIONAL DE TOLED	Politics and civic affairs services	97,883.85
Colombia	FUNDACION DE PROFESIONALES PARA EL	Industrial manufacturing machinery	65,195.58
Colombia	FUNDACION ESCUELA TALLER DE POPAYAN	Education and training services	37,886.79
Colombia	FUNDACION NATURA COLOMBIA	Politics and civic affairs services	109,401.26
Colombia	FUNDACION SOCIAL COLOMBIANA CEDAVIDA	Engineering and research services	32,797.08
Colombia	GEOSISTEMAS SAS	Politics and civic affairs services	149,810.01
Colombia	GUSTAVO RIOS	Management and admin services	53,168.00
Colombia	HEINSOHN BUSINESS TECHNOLOGY SA	Engineering and research services	142,794.07
Colombia	HENKA CONSULTING COLOMBIA S.A.S.	Management and admin services	53,600.00
Colombia	HOSPITAL DE NAZARETH	Healthcare services	50,417.67
Colombia	INGENIERIA DE SERVICIO ESPECIALIZADO DE	Engineering and research services	35,001.21
Colombia	INGENIERIA EN LIMPIEZA Y MANTENIMIENTO	Building and maintenance services	69,052.40
Colombia	INNOVACIÓN AMBIENTAL – INNOVA SAS ESP	Environmental services	248,864.38
Colombia	INTERNACIONAL DE ARCHIVOS SAS	Management and admin services	30,296.22
Colombia	JOSE MOISES FLORIDO	Management and admin services	46,924.61
Colombia	KEY MARKET SAS - EN REORGANIZACION	Office equipment	44,203.45
Colombia	LAVOLA SUCURSAL COLOMBIA	Environmental services	85,980.29
Colombia	LEVEL 3 COLOMBIA S.A	Engineering and research services	54,837.78
Colombia	LUIS ANTONIO TAPIA ANDRADE	Management and admin services	30,537.18
Colombia	LUIS FERNANDO ZORRO PINEDA	Management and admin services	88,143.28
Colombia	MANTO AZUL SAS	Management and admin services	223,540.20
Colombia	MANUEL MARIA MOSQUERA TAFUR	Management and admin services	34,081.76
Colombia	MONTENEGRO LIZARRALDE Y CIA LTDA	Politics and civic affairs services	282,055.96
Colombia	MPC Y ASOCIADOS SAS	Public sector related services	137,901.26
Colombia	MSC CONSULTORIA Y MONITOREO	Farming, fishing, forestry services	266,152.81
Colombia	MUXIBIT SAS	Engineering and research services	2,346.00
Colombia	MUXIBIT SAS	Public sector related services	57,554.00
Colombia	NAME WITHHELD FOR SECURITY REASONS	Management and admin services	755,374.84
Colombia	NAME WITHHELD FOR SECURITY REASONS	Transportation, storage, mail services	41,853.49
Colombia	NAME WITHHELD FOR SECURITY REASONS	Travel, food and lodging	8,030.66
Colombia	NORBERTO OROZCO SALAS	Management and admin services	34,340.64
Colombia	ONAIBER URREA PINEDA	Management and admin services	87,941.12
Colombia	OPERADORES HOTELEROS FJ UNIDOS SAS	Education and training services	40,858.02
Colombia	OPERADORES HOTELEROS FJ UNIDOS SAS	Travel, food and lodging	44,943.82
Colombia	OPTIM CONSULT SAS	Farming, fishing, forestry services	58,995.50
Colombia	PAVCOL SAS	Distribution equipment	21,339.49
Colombia	PAVCOL SAS	Management and admin services	742,019.98
Colombia	PONTIFICIA UNIVERSIDAD JAVERIANA	Engineering and research services	182,876.21
Colombia	POWERSUN SAS	IT and communications equipment	132,560.35
Colombia	PRECISE ENGAGEMENT SAS	Education and training services	78,373.65
Colombia	REDCOMPUTO LIMITADA	IT and communications equipment	98,584.45
Colombia	REMOLINA ESTRADA CONSULTORA GERENCIAL SA	Management and admin services	151,206.26
Colombia	SEGURIDAD ONCOR LTDA	Public order and security services	79,548.41
Colombia	SIN ESQUINAS PRODUCCIONES SAS	Editorial, design, graphic services	31,375.56
Colombia	SISTEMAS DE INFORMACION Y ASESORIAS	Politics and civic affairs services	137,229.71
Colombia	SISTEMAS ESPECIALIZADOS DE INFORMACIO SA	Management and admin services	95,362.49
Colombia	SOCIEDAD COMERCIAL COLVAZCA S.A.S	Chemicals	18,881.60
Colombia	SOCIEDAD COMERCIAL COLVAZCA S.A.S	Laboratory and testing equipment	52,091.30
Colombia	SOCIEDAD TECNICA SOTA LTDA	Engineering and research services	588,885.89
Colombia	SOLUCIONES EN DISTRIBUCION	Farming, fishing equipment	52,719.39
Colombia	SOLUTION COPY LTDA	Editorial, design, graphic services	44,943.82
Colombia	STEER DAVIES & GLEAVE LIMITED	Environmental services	291,952.77
Colombia	STEER DAVIES & GLEAVE LIMITED	Politics and civic affairs services	108,215.86
Colombia	TELMEX COLOMBIA SA	Engineering and research services	21,998.02
Colombia	TELMEX COLOMBIA SA	IT and communications equipment	135,844.95
Colombia	TV PRENSA S.A.	Engineering and research services	2,186,970.63
Colombia	UNION TEMPORAL KPMG-INERCO	Environmental services	134,017.59
Colombia	UNION TEMPORAL PATRIMONIO NATURAL PROG.	Politics and civic affairs services	103,565.45
Colombia	UNION TEMPORAL SPPEDSAT 2017	IT and communications equipment	498,338.76
Colombia	UNIVERSIDAD DE ANTIOQUIA	Education and training services	187,943.31
Colombia	UNIVERSIDAD DE LOS ANDES	Politics and civic affairs services	182,971.62
Colombia	VIDEO MOVIL SA	Editorial, design, graphic services	95,647.67
Colombia	VIVIENDAS Y VALORES SA	Management and admin services	102,130.45
Comoros	HYDRAU CONSEIL	Industrial manufacturing services	75,871.56
Comoros	ISAM CONSTRUCTION	Engineering and research services	99,592.71
Comoros	NAME WITHHELD FOR SECURITY REASONS	Management and admin services	45,000.00
Comoros	NAME WITHHELD FOR SECURITY REASONS	Transportation, storage, mail services	1,000.00
Congo	NAME WITHHELD FOR SECURITY REASONS	Management and admin services	79,400.00
Congo	SOCIÉTÉ VIRTUAL INVESTMENT GROUP	Furniture	133,300.00
Congo	TOYOTA GIBRALTAR STOCK HOLDINGS LTD	Motor vehicles and parts	95,981.80
Costa Rica	ADDAX SOFTWARE DEVELOPMENT SA	Public sector related services	125,300.00
Costa Rica	ALMACENES EL COLONO S.A.	Industrial manufacturing services	72,372.56
Costa Rica	ALMACENES EL COLONO S.A.	Management and admin services	128,840.22

Location of supplier	Supplier name	Category description	Value (USD)
UNDP continued			
Costa Rica	ASEMVE, S.A.	Industrial manufacturing services	32,494.48
Costa Rica	CAMPBELL SCIENTIFIC CENTRO CARIBE S.A.	Environmental services	137,045.41
Costa Rica	CATIE	Management and admin services	47,560.00
Costa Rica	ELECTRONICA CENTROAMERICANA	Laboratory and testing equipment	59,745.43
Costa Rica	ELECTRONICA CENTROAMERICANA	Medical equipment	2,528.36
Costa Rica	ELECTRONICA CENTROAMERICANA	Transportation, storage, mail services	1,471.99
Costa Rica	FACULTAD LATINOAMERICANA DE CIENCIAS SOC	Management and admin services	161,700.00
Costa Rica	FLECHA ROJA TECHNOLOGIES S.A.	Farming, fishing, forestry services	265,956.49
Costa Rica	FONDO.INVERS.INMOBILIARIA.LOS CRESTONES	Management and admin services	45,004.50
Costa Rica	FUNDACION CENTRO DE ALTA TECNOLOGIA	Environmental services	47,913.68
Costa Rica	GEOTECNOLOGIAS S.A.	Printing, photo and AV equipment	70,000.00
Costa Rica	HOTEL CAMINO REAL, S.A.	Travel, food and lodging	59,728.80
Costa Rica	INTELLECT SOLUTIONS INC, SA	Management and admin services	51,918.33
Costa Rica	LEIF KOCK PEDERSEN	Management and admin services	39,600.00
Costa Rica	MERCADO DE MATERIALES EL TANQUE S.A.	Industrial manufacturing services	34,820.37
Costa Rica	MONRERI S.A.	Environmental services	85,000.00
Costa Rica	NAME WITHHELD FOR SECURITY REASONS	Education and training services	4,650.00
Costa Rica	NAME WITHHELD FOR SECURITY REASONS	Financial and insurance services	-
Costa Rica	NAME WITHHELD FOR SECURITY REASONS	Management and admin services	592,119.94
Costa Rica	NAME WITHHELD FOR SECURITY REASONS	Transportation, storage, mail services	38,673.00
Costa Rica	NAME WITHHELD FOR SECURITY REASONS	Travel, food and lodging	61,197.00
Costa Rica	OROSOL SOLAR ENERGY, S.A.	Power generation machinery	37,651.01
Costa Rica	PREMEZCLAS INDUSTRIALES P/ PANADERIA SA	Environmental services	444,000.00
Costa Rica	STEREOCARTO CENTROAMERICA S.A	Environmental services	81,000.00
Costa Rica	STEREOCARTO CENTROAMERICA, S.A.	Environmental services	72,000.00
Costa Rica	TRANSPORTES PALQUESA DE NICOYA S.A.	Environmental services	92,193.88
Costa Rica	UICN/ONU-REDD	Engineering and research services	137,735.66
Côte d'Ivoire	2 MB	Financial and insurance services	-
Côte d'Ivoire	2 MB	IT and communications equipment	18,932.21
Côte d'Ivoire	2 MB	Printing, photo and AV equipment	13,584.35
Côte d'Ivoire	AFRICAN FUTURES INSTITUTE	Financial and insurance services	-
Côte d'Ivoire	AFRICAN FUTURES INSTITUTE	Management and admin services	73,610.00
Côte d'Ivoire	AFRIKLAND HOTEL	Financial and insurance services	-
Côte d'Ivoire	AFRIKLAND HOTEL	Travel, food and lodging	34,397.15
Côte d'Ivoire	ANADER-CENTRE DE FORMATION BINGERVILLE	Financial and insurance services	-
Côte d'Ivoire	ANADER-CENTRE DE FORMATION BINGERVILLE	Management and admin services	104,201.92
Côte d'Ivoire	AYACOM	Financial and insurance services	-
Côte d'Ivoire	AYACOM	Office equipment	2,081.88
Côte d'Ivoire	AYACOM	Travel, food and lodging	43,593.93
Côte d'Ivoire	BANIBAH	Engineering and research services	30,720.20
Côte d'Ivoire	BANIBAH	Financial and insurance services	-
Côte d'Ivoire	BRULANT POCHODIAN TRADING SARL	Building and maintenance services	37,064.88
Côte d'Ivoire	BRULANT POCHODIAN TRADING SARL	Financial and insurance services	-
Côte d'Ivoire	CIBELEC	Building and maintenance services	196,538.10
Côte d'Ivoire	CIBELEC	Financial and insurance services	-
Côte d'Ivoire	COBATS	Building and maintenance services	45,137.90
Côte d'Ivoire	COMPAGNIE HOTELIERE DE LA LAGUNE	Financial and insurance services	-
Côte d'Ivoire	COMPAGNIE HOTELIERE DE LA LAGUNE	Travel, food and lodging	85,464.84
Côte d'Ivoire	CONSRENO	Financial and insurance services	-
Côte d'Ivoire	CONSRENO	Security and safety equipment	13,631.52
Côte d'Ivoire	CONSRENO	Transportation, storage, mail services	19,830.92
Côte d'Ivoire	DEGNY HOTEL	Financial and insurance services	-
Côte d'Ivoire	DEGNY HOTEL	Travel, food and lodging	33,755.61
Côte d'Ivoire	ENTREPRISE DE TRAVAUX AJUSTES	Building and maintenance services	176,674.60
Côte d'Ivoire	ENTREPRISE DE TRAVAUX AJUSTES	Financial and insurance services	-
Côte d'Ivoire	ETA	Building and maintenance services	36,034.54
Côte d'Ivoire	ETA	Financial and insurance services	-
Côte d'Ivoire	ETS GNANKAN	Building and maintenance services	278,134.61
Côte d'Ivoire	ETS GNANKAN	Financial and insurance services	-
Côte d'Ivoire	ETS NES	Building and maintenance services	207,557.45
Côte d'Ivoire	ETS NES	Financial and insurance services	-
Côte d'Ivoire	FOBUPREST BTP	Engineering and research services	33,628.32
Côte d'Ivoire	FOBUPREST BTP	Financial and insurance services	-
Côte d'Ivoire	FOX COOLING CI	Distribution equipment	33,596.13
Côte d'Ivoire	FOX COOLING CI	Engineering and research services	3,833.32
Côte d'Ivoire	GEODRILL TECHNOLOGIES LTD	Financial and insurance services	-
Côte d'Ivoire	GEODRILL TECHNOLOGIES LTD	Public sector related services	48,529.68
Côte d'Ivoire	HIGHT-PREFABRIK	Building and maintenance services	64,646.60
Côte d'Ivoire	HIGHT-PREFABRIK	Financial and insurance services	-
Côte d'Ivoire	HIGHT-PREFABRIK	Motor vehicles and parts	1,212.43
Côte d'Ivoire	HOTEL DES PARLEMENTAIRES	Financial and insurance services	-
Côte d'Ivoire	HOTEL DES PARLEMENTAIRES	Travel, food and lodging	60,941.57
Côte d'Ivoire	HOTEL IXORA	Financial and insurance services	-
Côte d'Ivoire	HOTEL IXORA	Travel, food and lodging	34,246.00
Côte d'Ivoire	INGENIERIE INDUSTRIELLE ET CIVIL	Building and maintenance services	206,081.36
Côte d'Ivoire	INGENIERIE INDUSTRIELLE ET CIVIL	Financial and insurance services	-
Côte d'Ivoire	INGENIERIE INDUSTRIELLE ET CIVIL	Motor vehicles and parts	3,243.05
Côte d'Ivoire	KEGBE SARL	Building and maintenance services	30,496.77
Côte d'Ivoire	KEGBE SARL	Financial and insurance services	-
Côte d'Ivoire	L UNIVERS DES EPI	Financial and insurance services	-
Côte d'Ivoire	L UNIVERS DES EPI	Security and safety equipment	40,556.24
Côte d'Ivoire	LES CLASSIQUES IVOIRIENS	Financial and insurance services	145.62
Côte d'Ivoire	LES CLASSIQUES IVOIRIENS	Published products	56,443.49
Côte d'Ivoire	LES CLASSIQUES IVOIRIENS	Transportation, storage, mail services	4,397.14

Location of supplier	Supplier name	Category description	Value (USD)
UNDP continued			
Côte d'Ivoire	LOGISTIQUE CONSEIL	Financial and insurance services	-
Côte d'Ivoire	LOGISTIQUE CONSEIL	Furniture	39,567.99
Côte d'Ivoire	LOGISTIQUE CONSEIL	Sports and recreational equipment	86,043.99
Côte d'Ivoire	LOGISTIQUE CONSEIL	Transportation, storage, mail services	32.36
Côte d'Ivoire	LUX HABITAT	Building and maintenance services	73,419.00
Côte d'Ivoire	LUX HABITAT	Financial and insurance services	-
Côte d'Ivoire	LUX HABITAT	Motor vehicles and parts	728.00
Côte d'Ivoire	MASTERCLAYS	Financial and insurance services	-
Côte d'Ivoire	MASTERCLAYS	Travel, food and lodging	34,400.03
Côte d'Ivoire	NAME WITHHELD FOR SECURITY REASONS	Management and admin services	104,367.50
Côte d'Ivoire	NOA TRADING	Power generation machinery	45,256.32
Côte d'Ivoire	OKOUNDA BTP	Engineering and research services	89,812.84
Côte d'Ivoire	OKOUNDA BTP	Financial and insurance services	-
Côte d'Ivoire	PEB DP CI	Building and maintenance services	44,212.89
Côte d'Ivoire	PEB DP CI	Engineering and research services	31,100.96
Côte d'Ivoire	PEB DP CI	Financial and insurance services	-
Côte d'Ivoire	PRESTIGE INTERNATIONAL	Farming, fishing equipment	16,414.43
Côte d'Ivoire	PRESTIGE INTERNATIONAL	Financial and insurance services	-
Côte d'Ivoire	PRESTIGE INTERNATIONAL	Industrial manufacturing machinery	24,323.82
Côte d'Ivoire	RICHARDTECH SARL	Management and admin services	30,874.00
Côte d'Ivoire	RICHARDTECH SARL	Power generation machinery	116,806.00
Côte d'Ivoire	SADEGE	Engineering and research services	42,613.85
Côte d'Ivoire	SADEGE	Financial and insurance services	-
Côte d'Ivoire	SOFT COMPUTECH	Financial and insurance services	-
Côte d'Ivoire	SOFT COMPUTECH	Furniture	47,674.83
Côte d'Ivoire	SPIRAL	Furniture	49,479.83
Côte d'Ivoire	TOUTAZIMUTS	Financial and insurance services	-
Côte d'Ivoire	TOUTAZIMUTS	Travel, food and lodging	31,881.02
Côte d'Ivoire	TOYOTA GIBRALTAR STOCKHOLDINGS LTD	Financial and insurance services	-
Côte d'Ivoire	TOYOTA GIBRALTAR STOCKHOLDINGS LTD	Motor vehicles and parts	213,080.49
Croatia	ATTORNEY AT LAW VEDRAN MILICEVIC	Management and admin services	34,265.15
Croatia	DVOKUT ECRO LTD	Management and admin services	34,581.05
Croatia	ENERGETSKI INSTITUT HRVOJE POZAR	Environmental services	75,177.23
Croatia	GDI GISDATA DOO	Management and admin services	31,380.75
Croatia	LIBUSOFT CICOM D.O.O.	Public sector related services	57,956.62
Croatia	MEDIA VAL D.O.O.	Public sector related services	56,542.53
Croatia	MIROSLAV LESJAK	Management and admin services	39,820.00
Croatia	NAME WITHHELD FOR SECURITY REASONS	Management and admin services	447,175.27
Croatia	NAME WITHHELD FOR SECURITY REASONS	Travel, food and lodging	15,884.43
Croatia	ROBERT PASICKO	Management and admin services	33,550.00
Croatia	SIGNALGRAD D.O.O.	Transportation, storage, mail services	38,687.58
Curaçao	RAYNEL MARTIS	Management and admin services	31,199.04
Cyprus	ACTION GLOBAL COMMUNICATIONS LLC	Editorial, design, graphic services	76,211.76
Cyprus	C.ROUSHAS TRADING AND DEVELOPMENT LTD	Engineering and research services	53,387.62
Cyprus	CAMP OPERATING GROUP LTD	Management and admin services	492,800.00
Cyprus	DEPARTMENT OF ANTIQUITES	Building and maintenance services	74,375.68
Cyprus	DERINOK INSAAT LTD.	Engineering and research services	39,012.86
Cyprus	EMEK INSAAT STI. LTD.	Building and maintenance services	294,472.87
Cyprus	EMEK INSAAT STI. LTD.	Engineering and research services	96,304.39
Cyprus	KAYAS CONSTRUCTION LTD	Building and maintenance services	602,175.02
Cyprus	L.PAPAMICHAEL HOLDINGS LTD	Engineering and research services	196,267.13
Cyprus	MEDOCHEMIE LTD.	Medical equipment	592,595.12
Cyprus	MELIS KARAGOZLU	Management and admin services	34,570.52
Cyprus	MICHAEL PITTAS	Management and admin services	40,865.38
Cyprus	MUSTAFA TAHSIN	Farming, fishing, forestry services	360,700.83
Cyprus	NAME WITHHELD FOR SECURITY REASONS	Management and admin services	214,997.37
Cyprus	OFFICE OF THE GREEK CYPRIOT MEMBER	Management and admin services	380,482.64
Cyprus	OFFICE OF TURKISH CYPRIOT MEMBER OF CMP	Management and admin services	451,432.25
Cyprus	PLATONAS STYLIANOU	Management and admin services	50,117.64
Cyprus	TARMAC ASFALT BETON INSAAT LTD.	Engineering and research services	313,939.17
Cyprus	TELZA CONST. & P. HADJIPIERIS FIXICO JV	Building and maintenance services	56,935.29
Cyprus	TELZA CONSTRUCTION LTD	Building and maintenance services	579,894.33
Cyprus	TELZA CONSTRUCTION LTD	Engineering and research services	1,254,994.21
Cyprus	UCANOK EMLAK VE INSAAT STI LTD	Engineering and research services	562,609.08
Cyprus	ZIYA OZKAN NECATI	Management and admin services	30,360.93
Czechia	CLOVEK V TISNI OPS	Education and training services	33,530.00
Czechia	DEKONTA A.S	Engineering and research services	365,320.00
Czechia	EKOTEZ SPOL S R D	Material handling machinery	371,489.27
Czechia	ENVIROS SRO	Education and training services	85,690.00
Czechia	GEOTEST, A.S.	Education and training services	39,300.00
Czechia	JOHNSON CONTROLS INTERNATIONAL SPOL S.R.	Distribution equipment	338,774.13
Czechia	JOHNSON CONTROLS INTERNATIONAL SPOL S.R.	Engineering and research services	24,316.01
Czechia	JOHNSON CONTROLS INTERNATIONAL SPOL S.R.	Material handling machinery	8,065.75
Czechia	NAME WITHHELD FOR SECURITY REASONS	Management and admin services	87,594.62
Czechia	NAME WITHHELD FOR SECURITY REASONS	Travel, food and lodging	86,100.00
Czechia	PULSAR EXPO	Motor vehicles and parts	59,280.00
Czechia	PULSAR EXPO, S.R.O.	Motor vehicles and parts	44,590.00
Czechia	SVOS SPOL S R O	Motor vehicles and parts	385,925.54
Czechia	SVOS, SPOL. SR.O.	Motor vehicles and parts	99,554.39
Czechia	SVOS, SPOL. SR.O.	Transportation, storage, mail services	97,057.29
Democratic People's Republic of Korea	COSTA COMPANY	Public sector related services	50,937.89
Democratic People's Republic of Korea	KOREA DONGYANG TRADING CORPORATION	Tools and general machinery	49,634.54
Democratic People's Republic of Korea	KOREA EURASIA TRADE CORPORATION	Public sector related services	49,967.78
Democratic People's Republic of Korea	KOREA EURASIA TRADE CORPORATION	Tools and general machinery	96,878.02

Location of supplier	Supplier name	Category description	Value (USD)
UNDP continued			
Democratic People's Republic of Korea	KOREA PUKSONG EXTERNAL ECONOMIC EXCHAN	Industrial manufacturing machinery	107,439.26
Democratic People's Republic of Korea	KOREA PUKSONG EXTERNAL ECONOMIC EXCHAN	Structures, construction components	30,797.18
Democratic People's Republic of Korea	KOREA PUKSONG GENERAL TRADINGCORPORATI	Industrial manufacturing machinery	69,991.62
Democratic People's Republic of Korea	KOREA PUKSONG GENERAL TRADINGCORPORATI	Structures, construction components	45,684.09
Democratic People's Republic of Korea	KOREA UNCHONG TECHNICAL TRADE COMPANY	Public sector related services	50,279.42
Democratic People's Republic of Korea	KORYO NATURAL GRAPHITE TRADING CORPORAT	Live plant and animal material	97,239.46
Democratic People's Republic of Korea	KYONG UN CORPORATION	Live plant and animal material	38,572.61
Democratic Republic of the Congo	ACTION POUR LE DEVELOPPEMENT DES MILEUXR	Politics and civic affairs services	174,800.00
Democratic Republic of the Congo	AFRIKA GERMAN CONSULT	Environmental services	116,502.13
Democratic Republic of the Congo	AFRIKA GERMAN CONSULT	Management and admin services	59,211.60
Democratic Republic of the Congo	AIRTEL CONGO RDC SA	Engineering and research services	100,200.00
Democratic Republic of the Congo	BATIMENT CONSEILS ET CONSTRUCTIO	Structures, construction components	47,047.26
Democratic Republic of the Congo	CAFEN-CENTRE D'AUTOPROMOTION DE LA FEMM	Management and admin services	82,357.54
Democratic Republic of the Congo	CHRISTINE META MPINDA	Management and admin services	39,944.00
Democratic Republic of the Congo	CRDS-CENTRE DE REHABILITATION POUR LE	Management and admin services	53,167.54
Democratic Republic of the Congo	DAN OFFICE	Domestic appliances and electronics	5,130.00
Democratic Republic of the Congo	DAN OFFICE	Electrical systems components	1,508.00
Democratic Republic of the Congo	DAN OFFICE	IT and communications equipment	68,744.13
Democratic Republic of the Congo	DAN OFFICE	Office equipment	3,835.00
Democratic Republic of the Congo	DAN OFFICE	Printing, photo and AV equipment	39,345.00
Democratic Republic of the Congo	DAN OFFICE	Public sector related services	2,016.00
Democratic Republic of the Congo	DAN OFFICE	Transportation, storage, mail services	3,220.00
Democratic Republic of the Congo	E.B.T. P	Structures, construction components	39,651.84
Democratic Republic of the Congo	EB.TEL. COMPANY	IT and communications equipment	59,540.00
Democratic Republic of the Congo	FODAGRI-FOYER DE DEVELOPPEMENT AGRICOLE	Management and admin services	54,531.54
Democratic Republic of the Congo	GROUPE SERVICES SPRL	Building and maintenance services	244,300.54
Democratic Republic of the Congo	GUARDING AND SERVICES FOR AFRICA	Public order and security services	133,650.00
Democratic Republic of the Congo	HERITIER DU DEVELOPPEMENT AU CONGO - HDC	Management and admin services	71,060.85
Democratic Republic of the Congo	ICREDES	Engineering and research services	38,400.00
Democratic Republic of the Congo	ICREDES	Management and admin services	50,142.54
Democratic Republic of the Congo	KAHASHA BUHENDWA	Management and admin services	36,000.00
Democratic Republic of the Congo	KASHEMWA LAINI NYOTA STELLA	Management and admin services	48,000.00
Democratic Republic of the Congo	KLN TRADING SARL	Management and admin services	48,000.00
Democratic Republic of the Congo	KPMG CONGO-RDC	Financial and insurance services	92,475.00
Democratic Republic of the Congo	LAGIMMO	Management and admin services	1,056,000.00
Democratic Republic of the Congo	MOORE STEPHENS LLP	Management and admin services	61,569.40
Democratic Republic of the Congo	NAME WITHHELD FOR SECURITY REASONS	Management and admin services	149,460.96
Democratic Republic of the Congo	ORANGE COMPUTERS	Industrial manufacturing services	34,265.00
Democratic Republic of the Congo	OSAPY	Management and admin services	51,880.54
Democratic Republic of the Congo	PARKLAND SPRL	Management and admin services	396,000.00
Democratic Republic of the Congo	PHARMANS	Pharmaceuticals, contraceptives, vaccines	33,750.07
Democratic Republic of the Congo	PROGR. D'ACTIONS POUR LE DVPT DE BASES U	Politics and civic affairs services	169,873.18
Democratic Republic of the Congo	QC BDD TECHNOLOGIES GROUP	Engineering and research services	35,007.00
Democratic Republic of the Congo	QC BDD TECHNOLOGIES GROUP	Transportation, storage, mail services	1,200.00
Democratic Republic of the Congo	RITZ GLOBAL	IT and communications equipment	26,220.00
Democratic Republic of the Congo	RITZ GLOBAL	Office equipment	2,550.00
Democratic Republic of the Congo	RITZ GLOBAL	Printing, photo and AV equipment	1,445.00
Democratic Republic of the Congo	SECOFIC	Financial and insurance services	128,090.00
Democratic Republic of the Congo	SECOFIC	Management and admin services	43,020.00
Democratic Republic of the Congo	SOMDA JOEL	Management and admin services	57,000.00
Democratic Republic of the Congo	VOIX DE LA NATURE	Structures, construction components	31,721.58
Denmark	A/S BALTIC CONTROL LTD. AARHUS	Engineering and research services	36,100.00
Denmark	ATEA	Printing, photo and AV equipment	108,514.00
Denmark	ATEA A/S	Engineering and research services	211,825.45
Denmark	ATEA A/S	IT and communications equipment	852,959.36
Denmark	ATEA A/S	Printing, photo and AV equipment	28,800.00
Denmark	ATEA A/S	Transportation, storage, mail services	80,025.00
Denmark	COPENHAGEN GLOBAL A/S	Motor vehicles and parts	8,256,843.05
Denmark	DAN OFFICE	Domestic appliances and electronics	130,116.00
Denmark	DAN OFFICE	Electrical systems components	145,768.00
Denmark	DAN OFFICE	Financial and insurance services	586.00
Denmark	DAN OFFICE	IT and communications equipment	4,714,709.53
Denmark	DAN OFFICE	Material handling machinery	47,900.00
Denmark	DAN OFFICE	Office equipment	13,325.66
Denmark	DAN OFFICE	Politics and civic affairs services	7,595.00
Denmark	DAN OFFICE	Printing, photo and AV equipment	278,261.00
Denmark	DAN OFFICE	Transportation, storage, mail services	181,240.00
Denmark	DAN: OFFICE	IT and communications equipment	32,701.80
Denmark	DAN:OFFICE	Financial and insurance services	1,366.00
Denmark	DAN:OFFICE	IT and communications equipment	61,977.75
Denmark	DAN:OFFICE	Management and admin services	50.00
Denmark	DAN:OFFICE	Material handling machinery	427.50
Denmark	DAN:OFFICE	Office equipment	5,459.60
Denmark	DAN:OFFICE	Printing, photo and AV equipment	4,759.00
Denmark	DAN:OFFICE	Transportation, storage, mail services	1,490.00
Denmark	DAN:OFFICE APS	IT and communications equipment	7,792.21
Denmark	DAN:OFFICE APS	Office equipment	22,540.73
Denmark	DANIMEX	IT and communications equipment	39,887.85
Denmark	DANIMEX COMMUNICATION A/S	Domestic appliances and electronics	6,091.98
Denmark	DANIMEX COMMUNICATION A/S	IT and communications equipment	87,676.66
Denmark	DANIMEX COMMUNICATION A/S	Public sector related services	222,377.53
Denmark	DANIMEX COMMUNICATION A/S	Transportation, storage, mail services	550.00
Denmark	DANIMEX COMMUNICATION LTD	Furniture	57,589.87
Denmark	DANIMEX COMMUNICATION LTD	IT and communications equipment	125,061.23

Location of supplier	Supplier name	Category description	Value (USD)
UNDP continued			
Denmark	DANIMEX COMMUNICATION LTD	Public sector related services	43,985.08
Denmark	DANIMEX COMMUNICATION LTD	Transportation, storage, mail services	2,800.00
Denmark	DANIMEX COMMUNICATIONS A/S	IT and communications equipment	38,544.00
Denmark	DANIMEX COMMUNICATIONS A/S	Transportation, storage, mail services	610.00
Denmark	DANIMEX COMMUNICATIONS LTD	Public sector related services	30,117.00
Denmark	DANISH INSTITUTE FOR INTERNATIONAL STUD.	Politics and civic affairs services	32,856.00
Denmark	DANOFFICE	Domestic appliances and electronics	4,358.00
Denmark	DANOFFICE	Electrical systems components	7,708.00
Denmark	DANOFFICE	Engineering and research services	100.00
Denmark	DANOFFICE	Financial and insurance services	2,654.00
Denmark	DANOFFICE	IT and communications equipment	209,855.20
Denmark	DANOFFICE	Management and admin services	986.00
Denmark	DANOFFICE	Motor vehicles and parts	1,595.00
Denmark	DANOFFICE	Politics and civic affairs services	7,682.00
Denmark	DANOFFICE	Printing, photo and AV equipment	3,365.00
Denmark	DANOFFICE	Transportation, storage, mail services	13,801.00
Denmark	DANOFFICE APS	Domestic appliances and electronics	41,280.00
Denmark	DANOFFICE APS	Electrical systems components	5,050.00
Denmark	DANOFFICE APS	Engineering and research services	430,205.85
Denmark	DANOFFICE APS	Financial and insurance services	650.00
Denmark	DANOFFICE APS	IT and communications equipment	707,466.06
Denmark	DANOFFICE APS	Office equipment	78,323.00
Denmark	DANOFFICE APS	Printing, photo and AV equipment	104,067.00
Denmark	DANOFFICE APS	Public sector related services	7,676.00
Denmark	DANOFFICE APS	Transportation, storage, mail services	37,268.16
Denmark	DANOFFICE APS DK	IT and communications equipment	141,863.66
Denmark	DANOFFICE APS DK	Transportation, storage, mail services	376.00
Denmark	DANOFFICE IT	Electrical systems components	20,838.00
Denmark	DANOFFICE IT	Engineering and research services	48,995.00
Denmark	DANOFFICE IT	IT and communications equipment	777,604.92
Denmark	DANOFFICE IT	Office equipment	4,655.00
Denmark	DANOFFICE IT	Transportation, storage, mail services	26,596.00
Denmark	DANOFFICE IT APS	Domestic appliances and electronics	64.00
Denmark	DANOFFICE IT APS	Education and training services	48,850.00
Denmark	DANOFFICE IT APS	Electrical systems components	7,928.00
Denmark	DANOFFICE IT APS	Engineering and research services	1,820.00
Denmark	DANOFFICE IT APS	Financial and insurance services	160.00
Denmark	DANOFFICE IT APS	IT and communications equipment	420,485.82
Denmark	DANOFFICE IT APS	Material handling machinery	114.00
Denmark	DANOFFICE IT APS	Office equipment	13,800.00
Denmark	DANOFFICE IT APS	Printing, photo and AV equipment	4,918.91
Denmark	DANOFFICE IT APS	Transportation, storage, mail services	36,022.92
Denmark	DANOFFICE PLC	Electrical systems components	2,640.00
Denmark	DANOFFICE PLC	IT and communications equipment	132,607.00
Denmark	DANOFFICE PLC	Material handling machinery	340.00
Denmark	DANOFFICE PLC	Printing, photo and AV equipment	2,120.00
Denmark	DANOFFICE PLC	Transportation, storage, mail services	12,293.00
Denmark	DEGE CONSULT	Management and admin services	52,790.00
Denmark	GRUE + HORNSTRUP A/S	Management and admin services	76,696.00
Denmark	GSOL A/S	Building and maintenance services	160,550.00
Denmark	GSOL A/S	Engineering and research services	406,455.00
Denmark	GSOL A/S	Motor vehicles and parts	249,595.00
Denmark	GSOL A/S	Power generation machinery	4,117,541.00
Denmark	GSOL A/S	Transportation, storage, mail services	27,900.00
Denmark	GSOL ENERGY GLOBAL	Distribution equipment	10,400.00
Denmark	GSOL ENERGY GLOBAL	Electrical systems components	74,080.00
Denmark	GSOL ENERGY GLOBAL	Engineering and research services	202,950.00
Denmark	GSOL ENERGY GLOBAL	Industrial manufacturing services	30,000.00
Denmark	GSOL ENERGY GLOBAL	Power generation machinery	187,785.00
Denmark	GSOL ENERGY GLOBAL	Transportation, storage, mail services	16,110.00
Denmark	GSOL ENERGY GLOBAL A/S	Engineering and research services	147,915.00
Denmark	GSOL ENERGY GLOBAL A/S	Management and admin services	3,650.00
Denmark	GSOL ENERGY GLOBAL A/S	Material handling machinery	98,320.00
Denmark	GSOL ENERGY GLOBAL A/S	Power generation machinery	1,704,923.00
Denmark	GSOL ENERGY GLOBAL A/S	Public sector related services	88,595.00
Denmark	GSOL ENERGY GLOBAL A/S	Structures, construction components	92,205.00
Denmark	GSOL ENERGY GLOBAL A/S	Transportation, storage, mail services	25,430.00
Denmark	HP INC DANMARK APS	IT and communications equipment	47,085.98
Denmark	HP INC DANMARK APS	Power generation machinery	29,642.76
Denmark	HP INC DANMARK APS	Transportation, storage, mail services	3,401.91
Denmark	HP INC DENMARK APS	IT and communications equipment	45,940.78
Denmark	HP INC DENMARK APS	Transportation, storage, mail services	1,917.52
Denmark	HP INCORPORATED DANMARK APS	IT and communications equipment	34,039.08
Denmark	JHOS.GRAM-HANSSEN A/S	Security and safety equipment	30,695.00
Denmark	JHOS.GRAM-HANSSEN A/S	Transportation, storage, mail services	13,186.00
Denmark	JOHS GRAM-HANSSEN	Power generation machinery	289,218.24
Denmark	JOHS GRAM-HANSSEN	Sports and recreational equipment	112,934.12
Denmark	JOHS GRAM-HANSSEN	Transportation, storage, mail services	17,647.06
Denmark	JOHS GRAM-HANSSEN AS	Power generation machinery	57,213.16
Denmark	JOHS GRAM HANSSEN AS	Power generation machinery	122,133.64
Denmark	JOHS GRAM HANSSEN AS	Transportation, storage, mail services	11,475.31
Denmark	JOHS. GRAM-HANSSEN A/S	Power generation machinery	196,786.67
Denmark	JOHS. GRAM-HASSEN A/S	Power generation machinery	162,431.03
Denmark	JOHS. GRAM-HASSEN A/S	Transportation, storage, mail services	32,776.71

Location of supplier	Supplier name	Category description	Value (USD)
UNDP continued			
Denmark	JOHS.GRAM-HANSSEN A/S	Engineering and research services	67,050.00
Denmark	JOHS.GRAM-HANSSEN A/S	Financial and insurance services	18,460.00
Denmark	JOHS.GRAM-HANSSEN A/S	Motor vehicles and parts	22,442.00
Denmark	JOHS.GRAM-HANSSEN A/S	Power generation machinery	56,000.00
Denmark	JOHS.GRAM-HANSSEN A/S	Structures, construction components	107,197.72
Denmark	KIBO SIKRING A/S	Engineering and research services	331,994.61
Denmark	KJAER & KJAER	Motor vehicles and parts	2,927,989.04
Denmark	KJAER & KJAER	Transportation, storage, mail services	5,620.00
Denmark	KJAER & KJAER A/S	Motor vehicles and parts	501,237.00
Denmark	KJAER & KJAER A/S	Transportation, storage, mail services	67,282.00
Denmark	KJAER&KJAER A/S	Motor vehicles and parts	48,612.01
Denmark	KUEHNE & NAGEL (K&N)	Motor vehicles and parts	91,468.00
Denmark	KUEHNE & NAGEL (K&N)	Transportation, storage, mail services	264,075.09
Denmark	KUEHNE + NAGEL	Transportation, storage, mail services	227,033.00
Denmark	KUEHNE + NAGEL A/S	Laboratory and testing equipment	28,054.25
Denmark	KUEHNE + NAGEL A/S	Management and admin services	250,014.85
Denmark	KUEHNE + NAGEL A/S	Motor vehicles and parts	52,524.04
Denmark	KUEHNE + NAGEL A/S	Transportation, storage, mail services	6,349,019.87
Denmark	NAME WITHHELD FOR SECURITY REASONS	Management and admin services	525,825.00
Denmark	NAME WITHHELD FOR SECURITY REASONS	Transportation, storage, mail services	16,816.00
Denmark	NET DESIGN A/S	IT and communications equipment	42,320.60
Denmark	NIRAS A/S	Engineering and research services	125,008.73
Denmark	NIRAS A/S	Environmental services	57,695.00
Denmark	NOVO NORDISK AS	Pharmaceuticals, contraceptives, vaccines	362,825.40
Denmark	PEM CONSULT A/S	Environmental services	40,000.00
Denmark	PEM CONSULT A/S	Transportation, storage, mail services	33,248.00
Denmark	PETER AARUP IVERSEN	Management and admin services	69,270.00
Denmark	PHOENIX DESIGN AID	Editorial, design, graphic services	41,271.00
Denmark	PHOENIX DESIGN AID A/S	Editorial, design, graphic services	80,116.50
Denmark	PHOENIX DESIGN AID AS	Editorial, design, graphic services	64,894.00
Denmark	PHOENIXDESIGN AID A/S	Editorial, design, graphic services	32,268.00
Denmark	POUL ERIK KRISTENSEN	Management and admin services	28,000.00
Denmark	POUL ERIK KRISTENSEN	Transportation, storage, mail services	9,700.00
Denmark	POUL ERIK KRISTENSEN	Travel, food and lodging	3,968.00
Denmark	SUPEROFFICE DANMARK A/S	Engineering and research services	39,492.40
Denmark	UNDP PROCUREMENT SUPPORT OFFICE	Education and training services	80,548.00
Denmark	UNFPA	Medical equipment	72,785.71
Denmark	UNFPA	Transportation, storage, mail services	31,567.48
Denmark	UNFPA-COPENHAGEN OPERATING ACCOUNT	Financial and insurance services	61.94
Denmark	UNFPA-COPENHAGEN OPERATING ACCOUNT	Medical equipment	58,541.65
Denmark	UNFPA - COPENHAGEN	Medical equipment	160,006.68
Denmark	UNFPA - COPENHAGEN	Transportation, storage, mail services	3,271.14
Denmark	UNFPA PROCUREMENT SERVICES BRANCH	Medical equipment	86,644.00
Denmark	UNFPA PROCUREMENT SERVICES BRANCH	Transportation, storage, mail services	42,554.07
Denmark	UNFPA PSB COPENHAGEN	Medical equipment	142,913.80
Denmark	UNFPA PSB COPENHAGEN	Transportation, storage, mail services	42,505.63
Denmark	UNICEF	Financial and insurance services	387,850.00
Denmark	UNICEF	Medical equipment	16,705.48
Denmark	UNICEF	Pharmaceuticals, contraceptives, vaccines	5,281,730.26
Denmark	UNICEF	Sports and recreational equipment	2,072,901.00
Denmark	UNICEF	Transportation, storage, mail services	990,190.82
Denmark	UNICEF-UNITED NATIONS CHILDREN'S FUND	Pharmaceuticals, contraceptives, vaccines	62,071.78
Denmark	UNICEF-UNITED NATIONS CHILDREN'S FUND	Sports and recreational equipment	229,140.00
Denmark	UNICEF-UNITED NATIONS CHILDREN'S FUND	Transportation, storage, mail services	50,736.69
Denmark	UNICEF - COPENHGEN	Pharmaceuticals, contraceptives, vaccines	2,441,076.78
Denmark	UNICEF - COPENHGEN	Sports and recreational equipment	7,969,721.00
Denmark	UNICEF - COPENHGEN	Transportation, storage, mail services	858,278.31
Denmark	UNICEF COPENHAGEN	Medical equipment	126,835.53
Denmark	UNICEF COPENHAGEN	Pharmaceuticals, contraceptives, vaccines	3,203,416.52
Denmark	UNICEF COPENHAGEN	Services industry equipment	68,528.39
Denmark	UNICEF COPENHAGEN	Sports and recreational equipment	3,382,799.67
Denmark	UNICEF COPENHAGEN	Transportation, storage, mail services	231,998.21
Denmark	UNICEF DENMARK	Financial and insurance services	2,262.55
Denmark	UNICEF DENMARK	Management and admin services	8,560.00
Denmark	UNICEF DENMARK	Medical equipment	163,344.00
Denmark	UNICEF DENMARK	Pharmaceuticals, contraceptives, vaccines	1,969,433.41
Denmark	UNICEF DENMARK	Transportation, storage, mail services	314,851.06
Denmark	UNICEF NATIONS CHILDREN'S FUND	Pharmaceuticals, contraceptives, vaccines	297,376.91
Denmark	UNICEF NATIONS CHILDREN'S FUND	Sports and recreational equipment	997,912.75
Denmark	UNICEF NATIONS CHILDREN'S FUND	Transportation, storage, mail services	147,473.59
Denmark	UNICEF PLADS	Pharmaceuticals, contraceptives, vaccines	6,592,140.45
Denmark	UNICEF PLADS	Transportation, storage, mail services	846,185.61
Denmark	UNICEF SUPPLY DIVISION	Financial and insurance services	298,210.12
Denmark	UNICEF SUPPLY DIVISION	Medical equipment	90,058.88
Denmark	UNICEF SUPPLY DIVISION	Pharmaceuticals, contraceptives, vaccines	5,695,554.37
Denmark	UNICEF SUPPLY DIVISION	Transportation, storage, mail services	353,530.99
Denmark	UNITED NATIONS CHILDRENS FUND	Sports and recreational equipment	95,619.40
Denmark	UNITED NATIONS CHILDRENS FUND	Transportation, storage, mail services	14,571.43
Denmark	UNITED NATIONS POPULATION FUND	Laboratory and testing equipment	3,875.00
Denmark	UNITED NATIONS POPULATION FUND	Medical equipment	104,080.90
Denmark	UNITED NATIONS POPULATION FUND	Transportation, storage, mail services	40,646.58
Denmark	UNOPS	Financial and insurance services	38,591.57
Denmark	UNOPS	Management and admin services	16,955.53
Denmark	UNOPS	Motor vehicles and parts	807,233.96

Location of supplier	Supplier name	Category description	Value (USD)
UNDP continued			
Denmark	UNOPS	Power generation machinery	596,048.30
Denmark	UNOPS	Security and safety equipment	26,571.73
Denmark	UNOPS	Tools and general machinery	109,140.34
Denmark	UNOPS	Transportation, storage, mail services	133,590.90
Denmark	UNOPS DENMARK	Motor vehicles and parts	152,389.76
Denmark	VOLUNTAS ADVISORY	Engineering and research services	364,458.00
Djibouti	AGENCE GENERALE DE SERVICE ENTRETIEN	Building and maintenance services	44,480.54
Djibouti	AGENCE NATIONLE EMPLOI FORMATION INSERTI	Education and training services	51,171.97
Djibouti	AGENCE NATIONLE EMPLOI FORMATION INSERTI	Management and admin services	34,339.09
Djibouti	AGENCE NATIONLE EMPLOI FORMATION INSERTI	Transportation, storage, mail services	32,764.04
Djibouti	AGENCE NATIONLE EMPLOI FORMATION INSERTI	Travel, food and lodging	47,593.22
Djibouti	DJIBOUTI TELECOM	Engineering and research services	68,005.66
Djibouti	MASSIDA LOGISTICS	Transportation, storage, mail services	48,809.99
Djibouti	MEGA BUREAUTIQUE	IT and communications equipment	35,508.47
Djibouti	MEGA BUREAUTIQUE	Office equipment	5.65
Djibouti	RED SEA FISHING	Motor vehicles and parts	448,923.64
Djibouti	SAID MOKBEL SAID	Management and admin services	57,627.11
Djibouti	SOCIETE TRANSIT MARILL	Transportation, storage, mail services	109,639.00
Djibouti	TRANSIT MARILL SARL	Transportation, storage, mail services	109,639.00
Djibouti	UNITED NATIONS WORLD PROGRAMME DUBAI	Motor vehicles and parts	128,722.77
Dominica	CLAUDINE C ROBERTS	Management and admin services	31,791.85
Dominica	NAME WITHHELD FOR SECURITY REASONS	Management and admin services	36,000.00
Dominican Republic	AGENCIA BELLA C POR A	Motor vehicles and parts	88,077.66
Dominican Republic	AGENCIA BELLA C POR A	Transportation, storage, mail services	118.29
Dominican Republic	BDC SERRALLES SRL	Laboratory and testing equipment	47,712.97
Dominican Republic	BDO CONSULTING SRL	Politics and civic affairs services	81,244.05
Dominican Republic	CAMPUSANO & ASOCIADOS	Financial and insurance services	36,786.78
Dominican Republic	CECOMSA	Public sector related services	32,304.20
Dominican Republic	CONCENTRA CID CORREA SRL	Management and admin services	48,683.38
Dominican Republic	CONSTRUCTORA GONZALEZ CALVENTI, SRL	Engineering and research services	1,132,015.35
Dominican Republic	CONSTRUCTORA VIMAENRO SRL	Engineering and research services	61,556.52
Dominican Republic	CONSULTORIA INTERDISCIPLINARIA EN DES.	Public sector related services	35,238.88
Dominican Republic	DANNA CONSULTING SRL	Management and admin services	48,131.90
Dominican Republic	DE LA CRUZ ROLA ARQUITECTOS SRL	Building and maintenance services	37,374.58
Dominican Republic	DELTA COMERCIAL C. POR A.	Motor vehicles and parts	172,151.31
Dominican Republic	DISTRIBUIDORA ESCOLAR S.A.	Laboratory and testing equipment	38,279.57
Dominican Republic	ECO MOTORS S.A.S	Motor vehicles and parts	57,233.06
Dominican Republic	GONZALEZ DISLA, RENATO RAMON	Management and admin services	65,185.54
Dominican Republic	INMOBILIARIA FERPA SRL	Building and maintenance services	56,940.68
Dominican Republic	INMOBILIARIA FERPA SRL	Engineering and research services	61,639.35
Dominican Republic	IQTEK SOLUTIONS SRL	IT and communications equipment	37,082.42
Dominican Republic	MADISON CONSTRUCCIONES SRL	Engineering and research services	127,201.18
Dominican Republic	MARVAR & ASOCIADOS, S.R.L	Engineering and research services	71,019.89
Dominican Republic	MUÑOZ CONCEPTO MOBILIARIO SA	Furniture	58,196.07
Dominican Republic	NAME WITHHELD FOR SECURITY REASONS	Management and admin services	132,593.99
Dominican Republic	NAME WITHHELD FOR SECURITY REASONS	Transportation, storage, mail services	4,470.00
Dominican Republic	NAP DEL CARIBE, INC	Engineering and research services	3,109.57
Dominican Republic	NAP DEL CARIBE, INC	Material handling machinery	124,266.35
Dominican Republic	PEÑA DURAN & ASOCIADOS SRL	Engineering and research services	295,614.80
Dominican Republic	PROLUM, SRL	Public sector related services	368,071.53
Dominican Republic	ROSARIO & PICHARDO S.R.L./ EMELY TOURS	Education and training services	215,357.25
Dominican Republic	ROSARIO & PICHARDO S.R.L./ EMELY TOURS	Travel, food and lodging	121,072.84
Dominican Republic	SANTOS CASADO, MARTIN JOSE	Management and admin services	31,993.20
Dominican Republic	SOLUCIONES GLOBALES JM, S. A.	IT and communications equipment	108,901.95
Dominican Republic	SSS, SRL	Electrical systems components	127,261.81
Dominican Republic	TECNO AIRE J. R. SRL	Distribution equipment	66,802.09
Dominican Republic	UNIDAD TECNOLOGICA DOMINICANA SRL	Electrical systems components	9,972.00
Dominican Republic	UNIDAD TECNOLOGICA DOMINICANA SRL	Engineering and research services	611.00
Dominican Republic	UNIDAD TECNOLOGICA DOMINICANA SRL	IT and communications equipment	29,090.00
Dominican Republic	VIAMAR	Motor vehicles and parts	289,181.97
Ecuador	ADAMA ASSESSMENT CIA LTDA	Financial and insurance services	4,801.14
Ecuador	ADAMA ASSESSMENT CIA LTDA	Politics and civic affairs services	34,293.89
Ecuador	ARROYO Y ARROYO ASOCIADOS CIA. LTDA.	Management and admin services	150,854.96
Ecuador	ASOCIACION INYPSA-ICA	Farming, fishing, forestry services	326,510.00
Ecuador	ASOCIACION INYPSA-ICA	Financial and insurance services	31,340.03
Ecuador	ASOCIACION INYPSA-ICA	Politics and civic affairs services	7,841.18
Ecuador	CONSTRUFAM INTEGRAL CIA LTDA	Engineering and research services	89,138.39
Ecuador	CONSTRUFAM INTEGRAL CIA LTDA	Financial and insurance services	10,696.61
Ecuador	DATALIGHTS CIA. LTDA.	Financial and insurance services	7,387.55
Ecuador	DATALIGHTS CIA. LTDA.	Laboratory and testing equipment	61,562.95
Ecuador	ENERGYLINE COMPANY CIA. LTDA.	Engineering and research services	221,200.00
Ecuador	ENERGYLINE COMPANY CIA. LTDA.	Financial and insurance services	30,968.00
Ecuador	GORDILLO RACINES PABLO FERNANDO	Financial and insurance services	5,655.71
Ecuador	GORDILLO RACINES PABLO FERNANDO	Management and admin services	43,302.00
Ecuador	MAP&GIS CONSULTORES CIA. LTDA.	Engineering and research services	177,595.67
Ecuador	MAP&GIS CONSULTORES CIA. LTDA.	Financial and insurance services	21,311.48
Ecuador	NAME WITHHELD FOR SECURITY REASONS	Financial and insurance services	28,533.08
Ecuador	NAME WITHHELD FOR SECURITY REASONS	Management and admin services	391,751.55
Ecuador	OTECEL S.A.	Education and training services	2,942.35
Ecuador	OTECEL S.A.	Financial and insurance services	8,403.75
Ecuador	OTECEL S.A.	IT and communications equipment	70,031.21
Ecuador	PGV PUBLICIDAD CIA. LTDA.	Politics and civic affairs services	4,559.97
Ecuador	PGV PUBLICIDAD CIA. LTDA.	Public sector related services	37,999.76
Ecuador	PUBLIHEAD CIA LTDA	Financial and insurance services	4,882.15

Location of supplier	Supplier name	Category description	Value (USD)
UNDP continued			
Ecuador	PUBLIHEAD CIA LTDA	Public sector related services	9,519.50
Ecuador	PUBLIHEAD CIA LTDA	Transportation, storage, mail services	6,240.00
Ecuador	PUBLIHEAD CIA LTDA	Travel, food and lodging	24,925.10
Ecuador	QUEMCO CIA. LTDA.	Electrical systems components	83,317.00
Ecuador	QUEMCO CIA. LTDA.	Financial and insurance services	9,998.04
Ecuador	RIVERA TELLO PAUL ALEJANDRO	Financial and insurance services	4,956.00
Ecuador	RIVERA TELLO PAUL ALEJANDRO	Management and admin services	35,400.00
Ecuador	SERVICLIMA AIRES TRATADOS CIA. LTDA.	Distribution equipment	82,179.90
Ecuador	SERVICLIMA AIRES TRATADOS CIA. LTDA.	Financial and insurance services	9,861.59
Egypt	DDB EGYPT	Editorial, design, graphic services	141,414.00
Egypt	EMECO TRAVEL	Travel, food and lodging	32,110.00
Egypt	FOURSEASONS HOTEL AT THE FIRST RESIDENCE	Travel, food and lodging	74,916.60
Egypt	INTERCOM ENTERPRISES	Engineering and research services	34,200.00
Egypt	MAGUED IBRAHIM OSMAN	Management and admin services	45,000.00
Egypt	MAGUED IBRAHIM OSMAN	Travel, food and lodging	9,554.00
Egypt	MOSTAFA MOHAMED SHOUKRY HUNTER	Management and admin services	49,000.00
Egypt	NAME WITHHELD FOR SECURITY REASONS	Management and admin services	422,800.00
Egypt	NAME WITHHELD FOR SECURITY REASONS	Transportation, storage, mail services	20,000.00
Egypt	NAME WITHHELD FOR SECURITY REASONS	Travel, food and lodging	6,020.00
Egypt	NEXUS FOR IMPORT AND EXPORT	IT and communications equipment	33,750.00
Egypt	TEROUS MISR FOUNDATION FOR DEVELOPMENT	Management and admin services	32,158.01
Egypt	TOYOTA AUTOMOTIVE INDUSTRIES EGYPT	Motor vehicles and parts	46,800.00
Egypt	WORLD TRADE CENTER CO.	Management and admin services	369,739.80
El Salvador	C. IMBERTON, S.A. DE C.V.	Food and beverage products	70,446.00
El Salvador	CEMIAS S.A. DE C.V.	Management and admin services	47,900.00
El Salvador	COMERCIO Y REPRESENTACIONES, SA DE CV	Laboratory and testing equipment	56,212.00
El Salvador	CONSTRUCTORA DISA, S.A. DE C.V.	Building and maintenance services	4,397,072.64
El Salvador	CONSULTA, S.A. DE C.V.	Engineering and research services	210,000.01
El Salvador	CRISTIAN ENRIQUE CEREN BRITO	Management and admin services	30,000.00
El Salvador	DIDEA S.A. DE C.V.	Motor vehicles and parts	97,707.08
El Salvador	ELECTROLAB MEDIC, S.A. DE C.V.	Medical equipment	205,560.00
El Salvador	FERROCENTRO, S.A. DE C.V.	Furniture	46,797.62
El Salvador	GOLDWILL, S.A. DE C.V.	Industrial manufacturing services	30,890.00
El Salvador	GRUPO Q EL SALVADOR, S.A. DE C.V.	Financial and insurance services	18,208.10
El Salvador	GRUPO Q EL SALVADOR, S.A. DE C.V.	Motor vehicles and parts	269,581.80
El Salvador	GRUPO Q EL SALVADOR, S.A. DE C.V.	Transportation, storage, mail services	21,433.90
El Salvador	INFRA DE EL SALVADOR S.A. DE C.V.	Industrial manufacturing services	104,722.88
El Salvador	INTERVISION DE EL SALVADOR, S.A. DE C.V.	Furniture	35,140.70
El Salvador	INVERSIONES MARTINEZ CORDERO,S.A. DE C.V	Industrial manufacturing services	40,675.05
El Salvador	LIBRERIA CERVANTES, S.A. DE C.V.	Office equipment	31,478.10
El Salvador	LTC S.A. DE C.V.	Medical equipment	94,820.98
El Salvador	MULTISISTEMAS E INVERSIONES, S.A. DE C.V	Management and admin services	85,898.50
El Salvador	NAME WITHHELD FOR SECURITY REASONS	Management and admin services	144,237.00
El Salvador	NORMA ELOISA ROMERO MEDRANO	Medical equipment	71,450.00
El Salvador	O&R MARKETING COMMUNICATIONS S.A. DE C.V	Management and admin services	33,925.00
El Salvador	SISTEMAS C & C, S.A. DE C.V.	Engineering and research services	34,730.99
El Salvador	TAS EL SALVADOR SA DE CV	Electronic components	47,935.73
El Salvador	TEXTILES VARIOS SALVADOREÑOS S.A. DE C.V	Industrial manufacturing services	133,905.00
Equatorial Guinea	E.G.T.C.	Food and beverage products	137,338.54
Equatorial Guinea	E.G.T.C.	Medical equipment	67,498.88
Equatorial Guinea	INDEFOR-AP	Farming, fishing equipment	44,274.98
Eritrea	RED CROSS SOCIETY OF ERI	Management and admin services	199,627.17
Estonia	NAME WITHHELD FOR SECURITY REASONS	Management and admin services	33,639.41
Eswatini	KPMG SA	Financial and insurance services	145,000.00
Eswatini	NAME WITHHELD FOR SECURITY REASONS	Management and admin services	88,000.00
Eswatini	NAME WITHHELD FOR SECURITY REASONS	Transportation, storage, mail services	2,000.00
Eswatini	NOVARTIS PHARMA SERVICES	Pharmaceuticals, contraceptives, vaccines	5,041,956.30
Eswatini	NOVARTIS PHARMA SERVICES	Transportation, storage, mail services	414,206.00
Ethiopia	AIR LINK TRAVEL AGENCY PLC	Transportation, storage, mail services	80,446.34
Ethiopia	ASNAKEW ABEBE KASSA	Management and admin services	40,130.00
Ethiopia	COMMERCIAL BANK OF ETHIOPIA ECA BRANCH	Travel, food and lodging	151,358.00
Ethiopia	ENDALE AND FAMILIES PRIVATE LIMITED	Transportation, storage, mail services	1,920.00
Ethiopia	ENDALE AND FAMILIES PRIVATE LIMITED	Travel, food and lodging	30,080.00
Ethiopia	ETHIO TELECOM HEAD OFFICE	Engineering and research services	47,247.03
Ethiopia	GASHEM TRAVEL	Transportation, storage, mail services	66,628.96
Ethiopia	GENZEB AKELE ZEWDIE	Management and admin services	90,913.54
Ethiopia	GREEN ENVIRONMENT CONSULTANCY SERV. PLC	Farming, fishing, forestry services	68,373.57
Ethiopia	GREEN ENVIRONMENT CONSULTANCY SERV. PLC	Politics and civic affairs services	29,302.96
Ethiopia	LYDIA ABATE GAREDE	Management and admin services	60,000.00
Ethiopia	MERID KEBEDE FANTA	Management and admin services	54,000.00
Ethiopia	MERID KEBEDE FANTA	Transportation, storage, mail services	1,350.00
Ethiopia	NAME WITHHELD FOR SECURITY REASONS	Management and admin services	101,924.75
Ethiopia	NETSA PLC	Management and admin services	54,897.23
Ethiopia	TOYOTA GIBRALTAR STOCKHOLDINGS LTD.	Motor vehicles and parts	1,114,437.95
Ethiopia	TOYOTA GIBRALTAR STOCKHOLDINGS LTD.	Transportation, storage, mail services	191,668.03
Ethiopia	TRUST PROTECTION & PERSONNEL SERVCIES	Public order and security services	134,732.08
Ethiopia	VAGEDES & SCHMID GMBH	Travel, food and lodging	59,786.06
Ethiopia	WORLD FOOD PROGRAMME	Fuels and lubricants etc.	97,521.24
Europe not elsewhere specified	AGRO GOLD	Live plant and animal material	30,778.31
Europe not elsewhere specified	CENTER FOR ENTREPRENEURSHIP AND EXECUTIV	Education and training services	32,709.21
Europe not elsewhere specified	HAZBI HASANI	Management and admin services	103,960.29
Europe not elsewhere specified	IZOL PROMET MF	Engineering and research services	30,589.00
Europe not elsewhere specified	KIKA & CO. SH.P.K	Farming, fishing equipment	129,452.01
Europe not elsewhere specified	LB RIMIDA	Tools and general machinery	73,513.68

Location of supplier	Supplier name	Category description	Value (USD)
UNDP continued			
Europe not elsewhere specified	MF SYSTEMS	Security and safety equipment	127,664.05
Europe not elsewhere specified	NAME WITHHELD FOR SECURITY REASONS	Financial and insurance services	-
Europe not elsewhere specified	NAME WITHHELD FOR SECURITY REASONS	Management and admin services	212,850.00
Europe not elsewhere specified	NGO IADK	Education and training services	31,354.98
Europe not elsewhere specified	NPN ALPING	Engineering and research services	42,481.45
Europe not elsewhere specified	PAPER MEDIA	Published products	32,017.08
Europe not elsewhere specified	UBO CONSULTING	Education and training services	97,436.73
Fiji	AKUILA SOVANIVALU	Management and admin services	34,482.76
Fiji	BROAD-PERSPECTIVES LTD	Management and admin services	32,283.34
Fiji	DATEC FIJI LIMITED	Engineering and research services	2,578.73
Fiji	DATEC FIJI LIMITED	IT and communications equipment	159,338.94
Fiji	ERNST & YOUNG	Financial and insurance services	40,247.92
Fiji	FIJI MARRIOT RESORT MOMI BAY	Travel, food and lodging	184,393.82
Fiji	GRACE ROSSA KIERNAN	Management and admin services	79,150.00
Fiji	INTERCONTINENTAL FIJI GOLF RESORT & SPA	Travel, food and lodging	205,652.88
Fiji	KADAVU HOLDINGS LIMITED	Management and admin services	287,880.83
Fiji	MACQUARIE TRAVELWORLD SERVICES LTD	Transportation, storage, mail services	144,840.00
Fiji	MACQUARIE TRAVELWORLD SERVICES LTD	Travel, food and lodging	127,068.00
Fiji	MEDICA PACIFICA SOUTH PACIFIC LTD	Healthcare services	34,970.00
Fiji	NAME WITHHELD FOR SECURITY REASONS	Management and admin services	853,812.47
Fiji	ONEWORLD FLIGHT CENTRE LTD	Transportation, storage, mail services	164,831.04
Fiji	RADISSON RESORT FIJI DENARAU ISLAND	Travel, food and lodging	31,304.88
Fiji	RICHMOND LIMITED	Travel, food and lodging	140,429.40
Fiji	THE WARWICK FIJI	Travel, food and lodging	190,965.12
Fiji	TOYOTA TSUSHO (S.I) LTD	Motor vehicles and parts	64,271.90
Fiji	UNICEF	Sports and recreational equipment	95,619.40
Fiji	UNICEF	Transportation, storage, mail services	14,571.43
Fiji	UNIVERSITY OF THE SOUTH PACIFIC	Management and admin services	42,039.82
Fiji	VISION MOTORS	Motor vehicles and parts	93,880.59
Fiji	VT SOLUTIONS	Electrical systems components	20,926.20
Fiji	VT SOLUTIONS	Engineering and research services	7,804.88
Fiji	VT SOLUTIONS	IT and communications equipment	187,838.39
Finland	FINNISH METEOROLOGICAL INSTITUTE	Engineering and research services	156,903.77
Finland	FUNZILIFE OY	Education and training services	70,000.00
Finland	INDUFOR OY	Environmental services	91,650.00
Finland	NAME WITHHELD FOR SECURITY REASONS	Management and admin services	73,864.00
Finland	NAME WITHHELD FOR SECURITY REASONS	Transportation, storage, mail services	200.00
Finland	NAPS SYSTEMS OY	Power generation machinery	49,517.61
Finland	NAPS SYSTEMS OY	Transportation, storage, mail services	26,680.90
Finland	SNOWCONE & HAYSTACK OY	Education and training services	265,995.00
Finland	VAISALA OYJ	Structures, construction components	66,089.42
France	"IPSEN PHARMA"SIMPLIFIED JSC (FRANCE)	Pharmaceuticals, contraceptives, vaccines	672,777.00
France	ARTELIA EAU & ENVIRONNEMENT	Education and training services	15,730.00
France	ARTELIA EAU & ENVIRONNEMENT	Environmental services	565,663.84
France	ARTELIA EAU & ENVIRONNEMENT	Management and admin services	86,515.00
France	ARTELIA VILLE AND TRANSPORT	Management and admin services	683,145.81
France	BAYER SAS	Chemicals	4,935,993.72
France	BAYER SAS	Industrial manufacturing services	693,061.18
France	BAYER SAS	Transportation, storage, mail services	328,721.30
France	BIO-RAD LABORATORIES	Medical equipment	35,146.44
France	BIOMERIEUX SA	Laboratory and testing equipment	786,074.71
France	BIOMERIEUX SA	Medical equipment	44,770.61
France	BIOMERIEUX SA	Transportation, storage, mail services	12,267.14
France	BRL INGÉNIERIE	IT and communications equipment	345,958.08
France	BRLINGENIERIE	Education and training services	180,022.06
France	BRLINGENIERIE	IT and communications equipment	241,720.96
France	BUFFET CRAMPON SA	Industrial manufacturing services	35,116.98
France	BUFFET CRAMPON SA	Paper materials and products	568.96
France	BUFFET CRAMPON SA	Transportation, storage, mail services	705.00
France	C.S.D.C	Financial and insurance services	-
France	C.S.D.C	Management and admin services	51,003.55
France	CENTRAL HUMANITARIRE MEDICO -PHARMACEUT	Medical equipment	75,766.33
France	CENTRE HUMANIT./ METIERS DE LA PHARMACIE	Pharmaceuticals, contraceptives, vaccines	86,781.37
France	CENTRE HUMANITAIRE METIERS DE LA PHARMAC	IT and communications equipment	42,466.50
France	CEPHEID HBDC	Laboratory and testing equipment	388,579.50
France	CEPHEID HBDC	Transportation, storage, mail services	5,500.00
France	CEPHEID HBDC SAS	Electrical systems components	13,430.00
France	CEPHEID HBDC SAS	Engineering and research services	54,720.00
France	CEPHEID HBDC SAS	Laboratory and testing equipment	1,406,412.50
France	CEPHEID HBDC SAS	Medical equipment	3,864,357.00
France	CEPHEID HBDC SAS	Transportation, storage, mail services	116,800.00
France	CNT HUMANITAIRE DES METIERS DE LA PHARM	Healthcare services	35,000.00
France	CNT HUMANITAIRE DES METIERS DE LA PHARM	Management and admin services	59,500.00
France	DHI	Mining and well drilling equipment	41,890.44
France	DMI ASSOCIATES	Politics and civic affairs services	186,725.00
France	EI LAURENT DITTRICK	Management and admin services	39,972.00
France	ENERDATA	Environmental services	187,882.09
France	ENVIROEARTH (ENVIROGROUP HOLDING)	Electrical systems components	157,076.43
France	ENVIROEARTH (ENVIROGROUP HOLDING)	Engineering and research services	116,029.42
France	ENVIROEARTH (ENVIROGROUP HOLDING)	Power generation machinery	258,681.70
France	ENVIROEARTH (ENVIROGROUP HOLDING)	Transportation, storage, mail services	23,603.08
France	FATOUMATA BALIMA EPOUSE KACOUCHIA	Financial and insurance services	45,853.20
France	G FERON ET DE CLEBSATTEL SA	Material handling machinery	30,869.57
France	GERES	Management and admin services	56,585.00

Location of supplier	Supplier name	Category description	Value (USD)
UNDP continued			
France	GILLES CLAUDE BLANCHI	Management and admin services	32,041.50
France	GRANDVAUX EDITIONS	Editorial, design, graphic services	194,214.14
France	GRANDVAUX EDITIONS	Financial and insurance services	-
France	HYDROCONSEIL	Farming, fishing, forestry services	113,396.40
France	IDEE SARL	Farming, fishing, forestry services	61,123.47
France	IDEE SARL	Financial and insurance services	-
France	IGN FRANCE INTERNATIONAL SA	Engineering and research services	400,000.00
France	IGN FRANCE INTERNATIONAL SA	Public sector related services	213,245.39
France	IMMAP FRANCE	Management and admin services	36,707.00
France	IMSRN	Engineering and research services	59,152.00
France	INTERFORUM EDITIS	Published products	56,443.63
France	INTERNATIONAL SOS (FRANCE) S A	Transportation, storage, mail services	89,624.00
France	INTERNATIONAL SOS ASSISTANCE S.A.	Transportation, storage, mail services	64,163.00
France	LABORATOIRE RENAUDIN	Medical equipment	625,254.30
France	MARCK	Apparel, luggage and personal care	755,550.00
France	MARCK	Domestic appliances and electronics	292,050.00
France	MARK WILLIS	Management and admin services	30,500.00
France	MODEM	Engineering and research services	5,020.00
France	MODEM	Industrial manufacturing machinery	500.00
France	MODEM	Power generation machinery	5,360.00
France	MODEM	Tools and general machinery	54,400.00
France	MODEM	Transportation, storage, mail services	6,000.00
France	NAME WITHHELD FOR SECURITY REASONS	Building and maintenance services	456.00
France	NAME WITHHELD FOR SECURITY REASONS	Education and training services	49,980.00
France	NAME WITHHELD FOR SECURITY REASONS	Management and admin services	1,784,654.89
France	NAME WITHHELD FOR SECURITY REASONS	Politics and civic affairs services	190.00
France	NAME WITHHELD FOR SECURITY REASONS	Public sector related services	300.00
France	NAME WITHHELD FOR SECURITY REASONS	Transportation, storage, mail services	85,062.11
France	NAME WITHHELD FOR SECURITY REASONS	Travel, food and lodging	56,057.00
France	ORPHAN EUROPE SARL	Pharmaceuticals, contraceptives, vaccines	175,600.00
France	OTT FRANCE SARL	Industrial manufacturing services	51,965.62
France	PANPHARMA	Pharmaceuticals, contraceptives, vaccines	96,652.72
France	PULSONIC	Education and training services	11,899.04
France	PULSONIC	Engineering and research services	27,213.56
France	PULSONIC	Financial and insurance services	-
France	PULSONIC	IT and communications equipment	11,351.34
France	PULSONIC	Power generation machinery	157,200.08
France	PULSONIC	Transportation, storage, mail services	3,425.48
France	RESEDA CONSULTING	Financial and insurance services	-
France	RESEDA CONSULTING	Management and admin services	76,254.03
France	SADE CGTH SA	Engineering and research services	3,248,656.71
France	SANOFI WINTHROP	Pharmaceuticals, contraceptives, vaccines	900,473.93
France	SELP SAS	IT and communications equipment	51,020.00
France	SELP SAS	Material handling machinery	11,928,555.79
France	SELP SAS	Printing, photo and AV equipment	3,960,000.00
France	SELP SAS	Transportation, storage, mail services	503,400.00
France	SINES SAS	Power generation machinery	69,448.11
France	SINES SAS	Transportation, storage, mail services	2,358.49
France	SN DEAL	Editorial, design, graphic services	89,650.00
France	SOFIP EXPORT	IT and communications equipment	45,722.91
France	SOFRECOM FRANCE	Public sector related services	118,000.00
France	TEC CONSEIL	Environmental services	241,040.45
France	TEREA TERRE ENVIRONNEMENT	Environmental services	157,270.00
France	TOULON DIFFUSION AUTO	Motor vehicles and parts	33,650.49
France	TOURISME, TRANSPORTS, TERRITOIRES, ENVIR	Management and admin services	85,480.00
Gambia	AMADOU SAMBA	Management and admin services	145,000.00
Gambia	GAI ENTERPRISE	Engineering and research services	75,701.22
Gambia	IYKE CHRIS COMPUTER	Public sector related services	69,666.74
Gambia	MARR BANTA SUPPLIERS	Industrial manufacturing services	42,506.38
Gambia	MARR BANTA SUPPLIERS	Transportation, storage, mail services	31.91
Gambia	NAME WITHHELD FOR SECURITY REASONS	Financial and insurance services	-
Gambia	NAME WITHHELD FOR SECURITY REASONS	Management and admin services	76,500.00
Gambia	PINNACLE GROUP	Structures, construction components	254,680.63
Gambia	PROTON ENERGY SYSTEMS INC.	Power generation machinery	344,982.00
Gambia	PTS INDUSTRIAL SUPPLIES	Power generation machinery	48,291.23
Gambia	PTS INDUSTRIAL SUPPLIES	Security and safety equipment	30,323.34
Georgia	ACT LTD	Politics and civic affairs services	39,902.00
Georgia	ANNA SIKHARULIDZE	Management and admin services	31,030.00
Georgia	BLACK SEA ECOACADEMY ASSOCIATION	Politics and civic affairs services	42,387.00
Georgia	CENTRE FOR BIODIVERS. CONSERVAT&RESEARCH	Environmental services	48,265.00
Georgia	CIVIL DEVELOPMENT AGENCY	Education and training services	62,380.50
Georgia	GEC DEVELOPMENTS CORPORATION	Education and training services	61,679.29
Georgia	HOTEL KAZBEGI LTD	Travel, food and lodging	33,808.00
Georgia	I/E TSUGURYAN LEVON ASHOTOVICH	IT and communications equipment	8,971.04
Georgia	I/E TSUGURYAN LEVON ASHOTOVICH	Printing, photo and AV equipment	29,911.96
Georgia	ICES LTD	Building and maintenance services	243,970.00
Georgia	ISET POLICY INSTITUTE	Politics and civic affairs services	115,539.00
Georgia	L.D. UNION LTD	Medical equipment	31,763.00
Georgia	LIKA GAMGEBELI	Management and admin services	41,958.00
Georgia	LTD ENKO	Power generation machinery	34,187.40
Georgia	LTD GEPRA	Environmental services	37,222.50
Georgia	LTD GLOBAL SERVICE +	Building and maintenance services	475,927.31
Georgia	MC GROUP LTD	Building and maintenance services	54,098.51
Georgia	MZE LTD	Tools and general machinery	33,742.50

Location of supplier	Supplier name	Category description	Value (USD)
UNDP continued			
Georgia	NAME WITHHELD FOR SECURITY REASONS	Management and admin services	40,500.00
Georgia	POLICY AND MANAGEMENT CONSULTING GROUP	Education and training services	68,415.59
Georgia	POLICY AND MANAGEMENT CONSULTING GROUP	Politics and civic affairs services	69,550.00
Georgia	SHPS MOGZAURI	Sports and recreational equipment	40,284.95
Georgia	TEGETA CONSTRUCTION EQUIPMENT LTD	Motor vehicles and parts	82,000.00
Georgia	TOYOTA CENTER TEGETA LTD	Motor vehicles and parts	130,000.00
Germany	2.STM-HOTELS GMBH	Education and training services	57,312.70
Germany	A+S CONSULT GMBH FORSCHUNG UND ENTWICK	Environmental services	6,000.00
Germany	A+S CONSULT GMBH FORSCHUNG UND ENTWICK	Management and admin services	81,908.00
Germany	ABBOTT GMBH & CO. KG	Medical equipment	1,777,243.16
Germany	ABBOTT GMBH & CO. KG	Pharmaceuticals, contraceptives, vaccines	170,830.98
Germany	AMBERO CONSULTING GMBH	Environmental services	116,742.45
Germany	AUTOHAUS HELMUT OESTERHELWEG E.K.	Motor vehicles and parts	96,500.00
Germany	BAYER AG	Pharmaceuticals, contraceptives, vaccines	2,448,202.95
Germany	BMW AG (BAYERISCHE MOTOREN WERKE	Motor vehicles and parts	37,003.36
Germany	BMW AG (BAYERISCHE MOTOREN WERKE	Transportation, storage, mail services	1,927.46
Germany	BONN CONFERENCE CENTER MANAGEMENT GME	Travel, food and lodging	323,205.72
Germany	CANCOM ON LINE GMBH	Electrical systems components	20,392.00
Germany	CANCOM ON LINE GMBH	Engineering and research services	52,520.00
Germany	CANCOM ON LINE GMBH	Financial and insurance services	- 0.30
Germany	CANCOM ON LINE GMBH	IT and communications equipment	395,326.41
Germany	CANCOM ON LINE GMBH	Office equipment	7,333.00
Germany	CANCOM ON LINE GMBH	Printing, photo and AV equipment	442,376.00
Germany	CANCOM ON LINE GMBH	Transportation, storage, mail services	37,491.30
Germany	CANCOM ONLINE GMBH	Domestic appliances and electronics	522.00
Germany	CANCOM ONLINE GMBH	Electrical systems components	12,402.00
Germany	CANCOM ONLINE GMBH	IT and communications equipment	70,200.00
Germany	CELLEBRITE GMBH	Financial and insurance services	400.00
Germany	CELLEBRITE GMBH	Management and admin services	32,600.00
Germany	DETECON INTERNATIONAL GMBH	Engineering and research services	314,880.00
Germany	DMT GMBH & CO KG	Management and admin services	54,842.00
Germany	DORNIER CONSULTING INTERNATIONAL GMBH	Education and training services	37,800.00
Germany	DORNIER CONSULTING INTERNATIONAL GMBH	Transportation, storage, mail services	63,427.00
Germany	E. + E. BOSS GMBH	Farming, fishing equipment	92,122.41
Germany	ECO CONSULT SEPP & BUSACKER	Management and admin services	36,000.00
Germany	ECO CONSULT SEPP & BUSACKER	Transportation, storage, mail services	8,100.00
Germany	ENDEVA UG	Management and admin services	52,868.00
Germany	ENERGYNAUTICS GMBH	Environmental services	33,600.00
Germany	ENVIDATEC GMBH	Engineering and research services	114,000.00
Germany	EPOS HEALTH MANAGEMENT GMBH	Engineering and research services	166,690.00
Germany	ESTHER WERLING	Management and admin services	43,020.36
Germany	ETC TRANSPORT CONSULTANTS GMBH	Engineering and research services	63,130.00
Germany	FLEISCHHACKER GMBH & CO.	Engineering and research services	59,019.17
Germany	FLEISCHHACKER GMBH & CO.	Laboratory and testing equipment	317,029.14
Germany	FLEISCHHACKER GMBH & CO.	Medical equipment	2,589,710.69
Germany	FLEISCHHACKER GMBH & CO.	Transportation, storage, mail services	152,497.93
Germany	FLEISCHHACKER GMBH & CO. KG	Medical equipment	46,113.73
Germany	GFA CONSULTING GROUP GMBH	Management and admin services	54,140.80
Germany	HEAT GMBH / JÜRGEN USINGER	Education and training services	61,868.16
Germany	HERTIE SCHOOL OF GOVERNANCE	Education and training services	33,846.44
Germany	I AM HYDRO GMBH	Printing, photo and AV equipment	39,730.00
Germany	ICLEI EUROPEAN SECRETARIAT GMBH	Education and training services	33,284.20
Germany	INTEGRATION UMWELT & ENERGIE GMBH	Engineering and research services	483,645.00
Germany	NAME WITHHELD FOR SECURITY REASONS	Education and training services	33,040.00
Germany	NAME WITHHELD FOR SECURITY REASONS	Management and admin services	1,230,346.00
Germany	NAME WITHHELD FOR SECURITY REASONS	Transportation, storage, mail services	21,860.00
Germany	NAME WITHHELD FOR SECURITY REASONS	Travel, food and lodging	2,500.00
Germany	NOWAR SECURITY EQUIPMENT GMBH	Security and safety equipment	62,740.00
Germany	NOWAR SECURITY EQUIPMENT GMBH	Transportation, storage, mail services	6,595.00
Germany	OTT HYDROMET GMBH	Electrical systems components	9,318.11
Germany	OTT HYDROMET GMBH	Engineering and research services	185,414.09
Germany	OTT HYDROMET GMBH	Farming, fishing equipment	10,972.93
Germany	OTT HYDROMET GMBH	Furniture	240.38
Germany	OTT HYDROMET GMBH	Material handling machinery	2,227.02
Germany	OTT HYDROMET GMBH	Power generation machinery	225,704.36
Germany	OTT HYDROMET GMBH	Security and safety equipment	178,335.05
Germany	OTT HYDROMET GMBH	Sports and recreational equipment	313,000.80
Germany	OTT HYDROMET GMBH	Tools and general machinery	26,530.02
Germany	OTT HYDROMET GMBH	Transportation, storage, mail services	218,314.20
Germany	QIAGEN GMBH	Education and training services	8,764.15
Germany	QIAGEN GMBH	Engineering and research services	102,312.93
Germany	QIAGEN GMBH	Laboratory and testing equipment	549,026.50
Germany	QIAGEN GMBH	Medical equipment	232,341.82
Germany	QIAGEN GMBH	Transportation, storage, mail services	30,622.61
Germany	RENEWABLES ACADEMY AG	Education and training services	131,041.18
Germany	ROCHE DIAGNOSTICS DEUTCSCHLAND GMBH	Medical equipment	583,878.88
Germany	ROTEXMEDICA GMBH	Medical equipment	3,958,306.19
Germany	SEBA DYNATRONIC MESS- UND ORTUNGSTECHNI	Industrial manufacturing services	45,399.49
Germany	SEBA DYNATRONIC MESS- UND ORTUNGSTECHNI	Transportation, storage, mail services	1,081.73
Germany	SEBA HYDROMETRIE GMBH & CO. KG	Mining and well drilling equipment	112,568.47
Germany	SEBA HYDROMETRIE GMBH & CO. KG	Tools and general machinery	37,478.00
Germany	SKORUPPA, SUSANNE	Management and admin services	46,200.00
Germany	SOLAR23 GMBH	Sports and recreational equipment	190,793.00
Germany	SPEEDLINER MOBILITY AG	Motor vehicles and parts	602,790.00

Location of supplier	Supplier name	Category description	Value (USD)
UNDP continued			
Germany	SUSANNE OLBRISCH	Management and admin services	82,246.00
Germany	SYSMEX EUROPE GMBH	Financial and insurance services	1,707.58
Germany	SYSMEX EUROPE GMBH	Laboratory and testing equipment	259,805.58
Germany	SYSMEX EUROPE GMBH	Medical equipment	528,223.06
Germany	SYSMEX EUROPE GMBH	Transportation, storage, mail services	7,626.52
Germany	TECHNOLOGIE TRANSFER MARBUEG E.V.	Medical equipment	1,181,494.45
Germany	TECHNOLOGIE TRANSFER MARBUEG E.V.	Politics and civic affairs services	304,347.74
Germany	TECHNOLOGIE TRANSFER MARBUEG E.V.	Transportation, storage, mail services	53,259.02
Germany	THE ROME INSTITUTE	Education and training services	40,000.00
Germany	UNITED NATION CLIMATE CHANGE SECRETARIAT	Politics and civic affairs services	42,752.21
Germany	VAGEDES & SCHMID GMBH	Travel, food and lodging	64,090.51
Ghana	ABOWTA AND SONS COMPANY LIMITED	Engineering and research services	80,392.64
Ghana	ALISA HOTELS	Travel, food and lodging	32,474.76
Ghana	BARCLAYS BANK GHANA LTD	Financial and insurance services	65.98
Ghana	BARCLAYS BANK GHANA LTD	Politics and civic affairs services	10,277.93
Ghana	BARCLAYS BANK GHANA LTD	Transportation, storage, mail services	44,410.65
Ghana	BARCLAYS BANK GHANA LTD	Travel, food and lodging	174,588.82
Ghana	COALITION OF NGOS IN WATER & SANITATION	Organizations and clubs	25,156.34
Ghana	COALITION OF NGOS IN WATER & SANITATION	Politics and civic affairs services	15,093.80
Ghana	GCC RESORTS LIMITED	Travel, food and lodging	44,091.08
Ghana	GLORIOUS BAY COMPANY LTD	Electrical systems components	2,746.00
Ghana	GLORIOUS BAY COMPANY LTD	IT and communications equipment	31,424.47
Ghana	GLORIOUS BAY COMPANY LTD	Printing, photo and AV equipment	8,581.24
Ghana	GLORIOUS BAY COMPANY LTD	Transportation, storage, mail services	457.67
Ghana	JCL SERVICES LIMITED	Engineering and research services	113,840.35
Ghana	JOISSAM GH LIMITED	Engineering and research services	80,666.23
Ghana	KARA CONSTRUCTION WORKS COMPANY LIMITED	Engineering and research services	62,022.27
Ghana	PRICE WATER HOUSE COPPERS LTD	Financial and insurance services	132,051.20
Ghana	SAHA GLOBAL	Organizations and clubs	34,992.27
Ghana	SAHA GLOBAL	Politics and civic affairs services	28,983.00
Ghana	TRAINING RESEARCH & NETWORKING FOR D'VPT	Organizations and clubs	49,980.68
Ghana	TRAINING RESEARCH & NETWORKING FOR D'VPT	Politics and civic affairs services	29,988.41
Ghana	WFP GH.IMPREST ACCOUNT	Management and admin services	70,440.00
Gibraltar	NAME WITHHELD FOR SECURITY REASONS	Management and admin services	36,000.00
Gibraltar	TOYOTA-GIBRALTAR	Motor vehicles and parts	243,111.04
Gibraltar	TOYOTA - GIBRALTAR	Motor vehicles and parts	88,211.19
Gibraltar	TOYOTA GIBLRATAR STOCKHOLING LTD	Motor vehicles and parts	439,676.96
Gibraltar	TOYOTA GIBRALTAR	Financial and insurance services	779.35
Gibraltar	TOYOTA GIBRALTAR	Motor vehicles and parts	61,722.53
Gibraltar	TOYOTA GIBRALTAR	Power generation machinery	10,709.41
Gibraltar	TOYOTA GIBRALTAR	Transportation, storage, mail services	4,111.56
Gibraltar	TOYOTA GIBRALTAR STOCKHOLD LTD	Motor vehicles and parts	143,829.82
Gibraltar	TOYOTA GIBRALTAR STOCKHOLDING	Motor vehicles and parts	182,513.74
Gibraltar	TOYOTA GIBRALTAR STOCKHOLDING LTD	Motor vehicles and parts	556,948.74
Gibraltar	TOYOTA GIBRALTAR STOCKHOLDING LTD	Transportation, storage, mail services	16,082.22
Gibraltar	TOYOTA GIBRALTAR STOCKHOLDINGS	Financial and insurance services	12,389.83
Gibraltar	TOYOTA GIBRALTAR STOCKHOLDINGS	Management and admin services	8,634.19
Gibraltar	TOYOTA GIBRALTAR STOCKHOLDINGS	Motor vehicles and parts	1,444,633.54
Gibraltar	TOYOTA GIBRALTAR STOCKHOLDINGS	Transportation, storage, mail services	197,972.37
Gibraltar	TOYOTA GIBRALTAR STOCKHOLDINGS (TGS) LTD	Motor vehicles and parts	149,471.46
Gibraltar	TOYOTA GIBRALTAR STOCKHOLDINGS (TGS) LTD	Transportation, storage, mail services	5,372.51
Gibraltar	TOYOTA GIBRALTAR STOCKHOLDINGS LIMITED	Motor vehicles and parts	63,878.64
Gibraltar	TOYOTA GIBRALTAR STOCKHOLDINGS LTD	Financial and insurance services	684.38
Gibraltar	TOYOTA GIBRALTAR STOCKHOLDINGS LTD	Motor vehicles and parts	7,618,620.13
Gibraltar	TOYOTA GIBRALTAR STOCKHOLDINGS LTD	Power generation machinery	60,046.60
Gibraltar	TOYOTA GIBRALTAR STOCKHOLDINGS LTD	Transportation, storage, mail services	49,751.07
Gibraltar	TOYOTA GIBRALTAR STOCKHOLDINGS LTD.	Motor vehicles and parts	46,845.49
Gibraltar	TOYOTA GIBRALTAR STOCKHOLDINGS LTD.	Transportation, storage, mail services	1,879.06
Greece	DIASTASI SA INDUSTRIAL CONSTRUCTIONS AND	Engineering and research services	93,405.12
Greece	DRAXIS ENVIRONMENTAL S.A.	Engineering and research services	47,560.98
Greece	EPEM SA	Engineering and research services	429,140.00
Greece	NATIONAL_KAPODISTRIAN_UNIVERSITY_ATHENS	Farming, fishing, forestry services	115,135.00
Greece	PLANET SA SOCIETE ANONYME	Politics and civic affairs services	246,328.00
Greece	POLYECO S.A.	Environmental services	396,180.00
Greece	POLYECO S.A.	Management and admin services	32,670.00
Greece	VIANEX S.A.	Pharmaceuticals, contraceptives, vaccines	83,891.20
Guatemala	ABR DE GUATEMALA SOCIEDAD ANONIMA	Tools and general machinery	56,447.86
Guatemala	ARCAS	Environmental services	75,581.54
Guatemala	COFIÑO STAHL Y COMPAÑIA, S.A.	Motor vehicles and parts	38,677.75
Guatemala	DEFENSORES DE LA NATURALEZA	Environmental services	217,876.51
Guatemala	DISEÑOS JOSHUA, S.A.	Education and training services	31,975.50
Guatemala	EVOLUSOFT GUATEMALA, S.A.	IT and communications equipment	65,610.58
Guatemala	FUNDACION SOLAR	Environmental services	145,922.34
Guatemala	FUTURO SOLUCIONES, S.A.	IT and communications equipment	67,287.65
Guatemala	GRUPO ITD, S.A.	Domestic appliances and electronics	30,013.57
Guatemala	GRUPO ITD, S.A.	IT and communications equipment	2,576.16
Guatemala	ICC	Environmental services	72,444.19
Guatemala	ICCPG	Organizations and clubs	44,084.80
Guatemala	IPESA	Engineering and research services	23,931.42
Guatemala	IPESA	IT and communications equipment	14,028.19
Guatemala	MULTISERVICIOS SOSA	Building and maintenance services	62,987.94
Guatemala	NAME WITHHELD FOR SECURITY REASONS	Education and training services	114,800.09
Guatemala	NAME WITHHELD FOR SECURITY REASONS	Management and admin services	425,823.55
Guatemala	NAME WITHHELD FOR SECURITY REASONS	Travel, food and lodging	36,545.63

Location of supplier	Supplier name	Category description	Value (USD)
UNDP continued			
Guatemala	TRASLINCON	Transportation, storage, mail services	32,044.76
Guatemala	USAC FONDOS PRIVATIVOS	Education and training services	38,361.00
Guatemala	WIRELESS SOLUTIONS LATAM, S.A.	IT and communications equipment	38,054.08
Guinea	AFRIBONE GUINÉE S.A	Domestic appliances and electronics	36,717.06
Guinea	AFRIBONE GUINÉE S.A	Engineering and research services	73,325.88
Guinea	AUDITEURS ASSOCIÉS	Management and admin services	55,776.59
Guinea	BERCA - BAARA	Management and admin services	43,805.04
Guinea	CEFAC GUINEE	Management and admin services	34,160.71
Guinea	CIVI COMMUNICATION	Education and training services	19,877.84
Guinea	CIVI COMMUNICATION	Printing, photo and AV equipment	18,822.88
Guinea	D-PACKS COM MULTIMEDIA	Published products	48,922.21
Guinea	DUNDEX	Management and admin services	67,464.60
Guinea	ECOBANK	Management and admin services	46,910.63
Guinea	EL HADJ MAMADOU HABIB BAH	Building and maintenance services	189,333.00
Guinea	EL HADJ MAMADOU HABIB BAH	Management and admin services	48,666.67
Guinea	EMMANUEL CONSULTING SUC GUI CKRY	IT and communications equipment	33,481.40
Guinea	ETS KABA ET FRERE	Printing, photo and AV equipment	32,964.90
Guinea	ETS TAMIKOURE & FRERES	Electrical systems components	1,955.56
Guinea	ETS TAMIKOURE & FRERES	Furniture	3,972.22
Guinea	ETS TAMIKOURE & FRERES	IT and communications equipment	35,444.44
Guinea	ETS TAMIKOURE & FRERES	Office equipment	17,433.33
Guinea	FIDUCIAIRE DE GUINEE	Education and training services	94,080.00
Guinea	FIDUXIS-SARL	Management and admin services	34,844.45
Guinea	GUI-METEOCLIMAT	Management and admin services	36,928.58
Guinea	MARIDAD TECHNOLOGY	Power generation machinery	30,951.11
Guinea	NAME WITHHELD FOR SECURITY REASONS	Management and admin services	539,081.69
Guinea	NAME WITHHELD FOR SECURITY REASONS	Travel, food and lodging	35,000.00
Guinea	SAEIF BUREAU D'ETUDES SARL	Management and admin services	96,480.00
Guinea	SELECT PUB SARL	Paper materials and products	6,038.87
Guinea	SELECT PUB SARL	Printing, photo and AV equipment	29,678.57
Guinea	YEI GUINEE	Education and training services	52,017.78
Guinea	ZEIN@'SBUSINESS TECHNOLOGIE	Furniture	34,882.37
Guinea-Bissau	ADULAI BADORA SARL	Transportation, storage, mail services	40,539.69
Guinea-Bissau	AMOR CONSTRUCAO LDA.	Building and maintenance services	58,590.69
Guinea-Bissau	EAGB	Public sector related services	30,895.88
Guinea-Bissau	JOMO LDA	Engineering and research services	173,458.68
Guinea-Bissau	LAAICO-GB/LEDGER PLAZA HOTEL	Education and training services	21,276.79
Guinea-Bissau	LAAICO-GB/LEDGER PLAZA HOTEL	Travel, food and lodging	32,753.22
Guinea-Bissau	MENCOR LDA	Furniture	73,939.65
Guinea-Bissau	PAM	Engineering and research services	10,000.00
Guinea-Bissau	PAM	Management and admin services	33,507.22
Guinea-Bissau	PAM	Structures, construction components	400,000.00
Guinea-Bissau	PAM	Transportation, storage, mail services	53,616.00
Guinea-Bissau	TOYOTA GIBRALTAR STOCKHOLDINGS LTD	Motor vehicles and parts	403,957.42
Guyana	ENVIRONMENTAL MANAGEMENT CONSULTANTS	Environmental services	43,150.00
Guyana	FEDERAL MANAGEMENT SYSTEMS INC	Public order and security services	43,502.13
Haiti	ABCONSTRUCTION SA	Engineering and research services	74,543.00
Haiti	AGENCE CITADELLE, S. A.	Transportation, storage, mail services	35,423.46
Haiti	AGRO EN ACTION	Farming, fishing, forestry services	69,985.88
Haiti	AGROSERVICE	Live plant and animal material	234,012.73
Haiti	AMI CONSTRUCTION	Engineering and research services	44,761.21
Haiti	BCS	Engineering and research services	79,686.38
Haiti	BEAUBRUN CONTRACTOR	Engineering and research services	45,834.74
Haiti	BPC BATI PLUS CONSTRUCTION	Engineering and research services	56,925.45
Haiti	CHERIF HASSANE	Management and admin services	42,150.00
Haiti	CHRISTIAN M DO ROSARIO	Management and admin services	33,504.00
Haiti	CODIGEL	Domestic appliances and electronics	33,276.39
Haiti	DESIGN BY RUDY	Material handling machinery	49,638.59
Haiti	DESIGN BY RUDY	Transportation, storage, mail services	41.43
Haiti	ELODIE HERARD	Management and admin services	34,685.76
Haiti	EMILE BEALY DORCE	Building and maintenance services	50,000.00
Haiti	FAC. D'AGRONOMIE & MEDECINE VETERINAIRE	Education and training services	185,747.57
Haiti	FLOREXIL CONSTRUCTION, S. A.	Engineering and research services	67,097.92
Haiti	GRAPHIC PLUS	Editorial, design, graphic services	62,043.38
Haiti	GROUPE D'APPUI AU RENFORCEMENT	Education and training services	37,656.20
Haiti	HOTELES DECAMERON HAITI SA	Education and training services	4,307.65
Haiti	HOTELES DECAMERON HAITI SA	Engineering and research services	2,275.44
Haiti	HOTELES DECAMERON HAITI SA	Travel, food and lodging	127,332.89
Haiti	INTERNEGOCE S.A.	Furniture	32,607.15
Haiti	INTERNEGOCE S.A.	Transportation, storage, mail services	15.74
Haiti	IRAGE	Politics and civic affairs services	31,163.90
Haiti	IRPDS AGRICULTURE PLUS	Farming, fishing equipment	82,782.00
Haiti	IRPDS AGRICULTURE PLUS	Live plant and animal material	118,034.03
Haiti	JEJSO CONSTRUCTION	Building and maintenance services	36,294.29
Haiti	L'ABEILLE BUREAUTIQUE	Furniture	33,060.50
Haiti	MOULIN SUR MER	Politics and civic affairs services	10,997.75
Haiti	MOULIN SUR MER	Travel, food and lodging	109,977.53
Haiti	MSC PLUS	Farming, fishing equipment	177,828.00
Haiti	NAME WITHHELD FOR SECURITY REASONS	Management and admin services	295,600.00
Haiti	NAME WITHHELD FOR SECURITY REASONS	Transportation, storage, mail services	2,400.00
Haiti	NATCOM S.A	Engineering and research services	46,115.53
Haiti	PLAN CONSULT	Engineering and research services	176,755.66
Haiti	SAMIR HANDAL	Management and admin services	72,000.00
Haiti	SOCAP S.A.	Engineering and research services	158,987.58

Location of supplier	Supplier name	Category description	Value (USD)
UNDP continued			
Haiti	SOCIETE CARAIBEENNE DES EAUX ET DE L'ENV	Engineering and research services	257,873.36
Haiti	STARENCO	Engineering and research services	88,455.66
Haiti	TECHNI-PRO DESIGN	Engineering and research services	61,652.24
Haiti	TELEMATICA S.A	Furniture	40,222.00
Haiti	TURBO SYSTEM S.A.	Engineering and research services	37,756.26
Haiti	TURBO SYSTEM S.A.	Public sector related services	36,500.00
Haiti	UNIGESTION HOLDING S.A.	Engineering and research services	62,961.40
Haiti	YOUSE-MICASA	Distribution equipment	750.00
Haiti	YOUSE-MICASA	Furniture	13,150.00
Haiti	YOUSE-MICASA	IT and communications equipment	45,190.00
Haiti	YOUSE-MICASA	Power generation machinery	7,500.00
Honduras	CESA DE HONDURAS, S.A.	IT and communications equipment	401,170.00
Honduras	COLTEL	IT and communications equipment	599,201.50
Honduras	CONSTRUCCIONES E INVERSIONES DE CA. S.A.	Management and admin services	169,559.49
Honduras	DISEÑOS Y CONSTRUCCIONES CARIBE S DE R.L	Building and maintenance services	59,380.77
Honduras	ERGO LIMITED	Management and admin services	33,558.56
Honduras	ESA CONSULTORES S.A. DE C.V.	Management and admin services	143,942.91
Honduras	GBM DE HONDURAS, S.A.	IT and communications equipment	506,510.00
Honduras	HUAWEI TECHNOLOGIES HONDURAS, S.A.	IT and communications equipment	488,836.16
Honduras	IMPORTADORA DE MATERIALES ELECTRICOS	Electrical systems components	66,500.00
Honduras	IMPORTADORA DE MATERIALES ELECTRICOS	Industrial manufacturing machinery	2,821.95
Honduras	IMPORTADORA DE MATERIALES ELECTRICOS	Industrial manufacturing services	1,265.76
Honduras	IMPORTADORA DE MATERIALES ELECTRICOS	IT and communications equipment	513,117.13
Honduras	IMPORTADORA DE MATERIALES ELECTRICOS	Tools and general machinery	111,710.07
Honduras	INTERSEG S.A.	Electrical systems components	86,263.26
Honduras	INVERSIONES SAN CARLOS S.A. DE C.V.	Management and admin services	60,840.00
Honduras	JULIO EDUARDO LARIOS MARTINEZ	Management and admin services	45,063.92
Honduras	MARIO ROBERTO HERNANDEZ SALGADO	Management and admin services	34,212.06
Honduras	NAME WITHHELD FOR SECURITY REASONS	Management and admin services	72,460.00
Honduras	NUEVA SOCIEDAD HOTELERA S.A	Education and training services	54,441.73
Honduras	SERVICIOS DE INGENIERIA EN SEGURIDAD ELE	Distribution equipment	154,270.00
Honduras	SERVICIOS DE INGENIERIA EN SEGURIDAD ELE	Electrical systems components	245,582.00
Honduras	SERVICIOS DE INGENIERIA EN SEGURIDAD ELE	IT and communications equipment	46,199.00
Honduras	SERVICIOS ENERGIA CONSTRUCCION Y TELECOM	Electrical systems components	63,343.39
Honduras	SOLUCIONES EN CONECTIVIDAD, S.A. DE C.V.	Industrial manufacturing machinery	104,000.00
Honduras	SOLUCIONES EN CONECTIVIDAD, S.A. DE C.V.	IT and communications equipment	33,295.93
Honduras	TELECOMUNICACIONES Y POTENCIA S. DE R. L	Engineering and research services	37,930.34
Honduras	TELECOMUNICACIONES Y POTENCIA S. DE R. L	IT and communications equipment	112,380.20
Honduras	WALTER VINICIO JIMENEZ SANCHEZ	Management and admin services	53,874.24
Hungary	IMMEDEX EUROPE LTD	Pharmaceuticals, contraceptives, vaccines	13,117,920.00
Hungary	INTERNATIONAL LABOUR ORGANIZATION	Politics and civic affairs services	226,415.09
Hungary	NAME WITHHELD FOR SECURITY REASONS	Management and admin services	82,028.00
Hungary	THE REGIONAL ENVIRONMENTAL CENTER	Education and training services	100,000.00
India	ACADEMIC & DEVELOPMENT COMM.SERVICES	Editorial, design, graphic services	32,571.32
India	AGRIBUSINESS SYSTEMS INTERNATIONAL (ASI)	Management and admin services	121,283.13
India	ALIEN ENERGY PVT LTD	Engineering and research services	37,895.13
India	ALL INDIA INSTITUTE OF LOCAL SELF GOVT	Engineering and research services	131,487.04
India	ALLIANCE FOR AN ENERGY EFFICIENT ECONOMY	Education and training services	32,940.52
India	ALPHA DESIGN TECHNOLOGIES PVT LTD	IT and communications equipment	34,372.00
India	ALTERNATIVES	Engineering and research services	47,920.83
India	ARCADIS INDIA PRIVATE LIMITED	Public sector related services	55,884.00
India	ARYA COLLATERAL WAREHOUSING SER. P LTD.	Management and admin services	90,024.42
India	ASHIRBAD INFR.SER. & FAC. MAN. PVT. LTD.	Building and maintenance services	134,933.87
India	ATTITUDE EVENTS PVT. LTD.	Travel, food and lodging	45,319.43
India	AUROBINDO PHARMA LIMITED	Medical equipment	1,196,958.00
India	AUROBINDO PHARMA LIMITED	Pharmaceuticals, contraceptives, vaccines	549,126.85
India	AUROBINDO PHARMA LIMITED	Transportation, storage, mail services	1,867.58
India	BAIF INST. FOR SUSTAINABLE LIVELIHOODS &	Farming, fishing, forestry services	38,834.08
India	BHARTI AIRTEL LTD A/C NO. 004605000509	Engineering and research services	514,175.09
India	BHARTI AIRTEL LTD A/C NO. 004605000509	Public sector related services	80,113.20
India	C&K MANAGEMENT LTD.	Education and training services	49,788.70
India	C&K MANAGEMENT LTD.	Management and admin services	69,059.82
India	CENTRE FOR ENTERP. DEVELOP. OF KARNATAK	Management and admin services	147,699.00
India	CEQUIN-CENTRE FOR EQUITY AND INCLUSION	Management and admin services	41,750.43
India	CHAITANYA BHARATHI	Management and admin services	69,309.71
India	CIPLA LIMITED	Pharmaceuticals, contraceptives, vaccines	3,223,383.75
India	CMS IT SERVICES PVT LTD	Engineering and research services	35,636.22
India	COIGN CONSULTANTS PVT. LTD.	Management and admin services	151,376.22
India	CONFEDERATION OF INDIAN INDUSTRY	Management and admin services	178,500.46
India	CREATIVE BEE	Management and admin services	190,757.15
India	CRUX MANAGEMENT SERVICES PVT. LTD.	Education and training services	55,537.67
India	DELOITTE HASKINS & SELLS LLP	Financial and insurance services	153,457.00
India	DELOITTE HASKINS & SELLS LLP	Management and admin services	95,157.00
India	DELOITTE TOUCHE TOHMATSU INDIA LLP	Financial and insurance services	123,745.72
India	DESHPANDE FOUNDATION	Management and admin services	136,815.92
India	DIGITAL EMPOWERMENT FOUNDATION	Farming, fishing, forestry services	30,740.83
India	DISHA EDUCATION SOCIETY	Management and admin services	97,417.66
India	DON BOSCO TECH SOCIETY	Management and admin services	76,261.79
India	EMPOWER SCHOOL OF HEALTH, LLP	Education and training services	112,311.00
India	ENVIRONMENTAL DESIGN SOLUTIONS PVT. LTD.	Engineering and research services	417,827.80
India	ENVIRONMENTAL DESIGN SOLUTIONS PVT. LTD.	Management and admin services	41,877.54
India	ERNST & YOUNG LLP	Engineering and research services	3,528,768.00
India	ERNST & YOUNG LLP	Management and admin services	92,230.02
India	EVENGELICAL SOCIAL ACTION FORUM	Management and admin services	84,896.02

Location of supplier	Supplier name	Category description	Value (USD)
UNDP continued			
India	FOUNDATION FOR ECOLOGICAL SECURITY-IASC	Politics and civic affairs services	114,135.81
India	FUTURE GREENS SAMSTHE	Management and admin services	75,538.89
India	G4S SECURE SOLUTIONS (INDIA) PVT.LTD.DEL	Public order and security services	152,187.43
India	GALAXY AUTOMOBILES PVT LTD	Motor vehicles and parts	98,685.28
India	GAWRI CONSTRUCTIONS	Structures, construction components	65,135.26
India	GLOBAL EVOLUTIONARY ENERGY DESIGN	Engineering and research services	35,691.97
India	GRAS IMPEX PRIVATE LIMITED	Public order and security services	40,098.69
India	GREAT INDIAN NAUTANKI COMPANY PVT LTD	Management and admin services	42,340.20
India	GREENTREE BUILDING ENERGY PVT. LTD.	Engineering and research services	47,641.36
India	HESTER BIOSCIENCES LTD	Live plant and animal material	259,565.00
India	HETA INDUSTRIES	IT and communications equipment	73,687.81
India	HETERO LABS LIMITED	Pharmaceuticals, contraceptives, vaccines	3,941,477.56
India	HUMANA PEOPLE TO PEOPLE INDIA	Management and admin services	181,312.19
India	IBI CONSULTANCY INDIA PVT. LTD.	Engineering and research services	70,800.88
India	IDEA CELLULAR LIMITED A/C NO. 0065417007	Engineering and research services	39,847.24
India	INDIA DEVELOPMENT FOUNDATION	Management and admin services	430,991.00
India	INDUS TREE CRAFTS FOUNDATION	Management and admin services	109,110.96
India	INSPIRE NETWORK TNC INDIA UNFCCC	Editorial, design, graphic services	34,421.64
India	INTACH (GENERAL)	Building and maintenance services	72,750.70
India	INTACH (GENERAL)	Management and admin services	162,340.66
India	INTELLECAP ADVISORY SERVICES PRIVATE LTD	Management and admin services	35,403.00
India	IORA ECOLOGICAL SOLUTIONS PRIVATE LTD	Environmental services	37,697.46
India	IPE GLOBAL LIMITED	Farming, fishing, forestry services	48,798.66
India	IT POWER CONSULTING PRIVATE LIMITED	Building and maintenance services	351,439.00
India	JACOB KURIAN	Management and admin services	30,000.00
India	KAILASA ENTERTAINMENT PVT LTD.	Editorial, design, graphic services	54,684.33
India	KAILASA ENTERTAINMENT PVT LTD.	Public sector related services	101,200.31
India	LOGISTIMO INDIA PVT. LTD.	Engineering and research services	1,142,582.99
India	LOGISTIMO INDIA PVT. LTD.	IT and communications equipment	903,291.22
India	LUCKY EXPORTS	Engineering and research services	5,849,004.11
India	LUPIN LIMITED	Pharmaceuticals, contraceptives, vaccines	44,999.50
India	LUPIN PHARMA LTD.	Pharmaceuticals, contraceptives, vaccines	486,907.52
India	MACLEODS PHARMACEUTICAL LTD	Pharmaceuticals, contraceptives, vaccines	3,061,466.56
India	MACLEODS PHARMACEUTICALS LIMITED	Material handling machinery	600.00
India	MACLEODS PHARMACEUTICALS LIMITED	Pharmaceuticals, contraceptives, vaccines	728,907.02
India	MACLEODS PHARMACEUTICALS LTD	Management and admin services	1,730.00
India	MACLEODS PHARMACEUTICALS LTD	Medical equipment	83,483.44
India	MACLEODS PHARMACEUTICALS LTD	Musical instruments and arts and crafts	216.00
India	MACLEODS PHARMACEUTICALS LTD	Pharmaceuticals, contraceptives, vaccines	3,692,915.66
India	MACLEODS PHARMACEUTICALS LTD	Transportation, storage, mail services	20,160.24
India	MADHAVA POCHAMPALLY RAO	Management and admin services	42,075.00
India	MICRO LABS LIMITED	Pharmaceuticals, contraceptives, vaccines	239,393.17
India	MICROWARE COMPUTING & CONSULTING P. LTD.	Public sector related services	37,830.62
India	MINDTREE FOUNDATION	Management and admin services	155,873.16
India	MOTOROLA MOBILITY INDIA PVT. LTD.	IT and communications equipment	1,023,065.48
India	MYLAN LABORATORIES LIMITED	Pharmaceuticals, contraceptives, vaccines	54,536,219.70
India	N C SAXENA	Management and admin services	32,828.66
India	NAME WITHHELD FOR SECURITY REASONS	Management and admin services	1,395,916.41
India	NAME WITHHELD FOR SECURITY REASONS	Transportation, storage, mail services	13,500.00
India	NAME WITHHELD FOR SECURITY REASONS	Travel, food and lodging	10,500.00
India	NATIONAL INSTITUTE OF EPIDEMIOLOGY	Engineering and research services	138,119.48
India	NETWORK FOR ENTERPRISE ENHANCEMENT AND	Engineering and research services	37,535.60
India	NIELSEN (INDIA) PRIVATE LIMITED	Management and admin services	66,945.70
India	ONIONDEV TECHNOLOGIES PVT. LTD.	Politics and civic affairs services	10,663.41
India	ONIONDEV TECHNOLOGIES PVT. LTD.	Public sector related services	36,147.15
India	PEEPLY TECHNOLOGIES PRIVATE LIMITED	Engineering and research services	46,341.50
India	PEEPLY TECHNOLOGIES PRIVATE LIMITED	Financial and insurance services	9,268.30
India	PEEPLY TECHNOLOGIES PRIVATE LIMITED	Management and admin services	18,536.60
India	PEEPLY TECHNOLOGIES PRIVATE LIMITED	Politics and civic affairs services	18,536.60
India	PEEPLY TECHNOLOGIES PVT. LTD.	Management and admin services	281,406.71
India	PEEPLY TECHNOLOGIES PVT. LTD.	Public sector related services	53,833.33
India	PERFECT ARTS	Building and maintenance services	44,517.34
India	PERFECT ARTS	Structures, construction components	262,511.65
India	PLANNER INDIA PRIVATE LIMITED	Engineering and research services	133,201.17
India	PRANAT ENGINEERS PRIVATE LIMITED	Engineering and research services	30,300.00
India	PRATHAM EDUCATION FOUNDATION	Management and admin services	59,453.45
India	PREMIER MEDICAL CORPORATION LTD	Medical equipment	90,692.25
India	PREMIER MEDICAL CORPORATION LTD	Transportation, storage, mail services	9,144.50
India	PRICEWATERHOUSECOOPERS INDIA PRIVATE LTD	Engineering and research services	82,916.00
India	PRICEWATERHOUSECOOPERS PRIVATE LIMITED	Engineering and research services	165,730.44
India	PRICEWATERHOUSECOOPERS PVT. LTD.	Engineering and research services	155,300.00
India	PRICEWATERHOUSECOOPERS PVT. LTD.	Environmental services	203,000.00
India	QUEST ALLIANCE	Management and admin services	70,357.20
India	RAMKY FOUNDATION	Management and admin services	121,012.13
India	RESEARCH&INFORMATION SYSTEM	Education and training services	77,684.95
India	RESEARCH&INFORMATION SYSTEM	Politics and civic affairs services	99,195.92
India	RMSI PRIVATE LIMITED	Environmental services	30,946.80
India	S.P.CHOPRA & CO.	Financial and insurance services	43,620.00
India	SAMPARK LIVELIHOODS PROMOTION TRUST	Education and training services	49,653.00
India	SAMRAT OFFSET PVT. LTD.	Editorial, design, graphic services	50,839.15
India	SARB & ASSOCIATES	Financial and insurance services	35,500.00
India	SCHUECO INDIA PVT LTD	Building and maintenance services	44,988.77
India	STRATEGIC ALLIANCE MGMT SERVICES PVT LTD	Engineering and research services	60,321.61
India	STRATEGIC ALLIANCE MGMT SERVICES PVT LTD	Financial and insurance services	99,484.92

Location of supplier	Supplier name	Category description	Value (USD)
UNDP continued			
India	STRATEGIC ALLIANCE MGMT SERVICES PVT LTD	Management and admin services	520,084.17
India	STRATEGIC ALLIANCE MGMT SERVICES PVT LTD	Politics and civic affairs services	132,436.68
India	STUDENT PARTNERSHIP WORLDWIDE INDIA PROJ	Management and admin services	46,193.54
India	SUNCRAFT ENERGY PRIVATE LIMITED	Engineering and research services	79,887.83
India	SWADHIKAR	Public sector related services	48,862.77
India	TATA INSTITUTE OF SOCIAL SCIENCES	Education and training services	45,079.45
India	TEAMLEASE EDUCATION FOUNDATION	Management and admin services	246,953.76
India	THE ASHOK HOTEL	Travel, food and lodging	43,761.26
India	THE ENERGY AND RESOURCE INSTITUTE	Environmental services	33,086.56
India	THE FORD FOUNDATION	Building and maintenance services	239,478.93
India	THE INCLEN TRUST INTERNATIONAL	Engineering and research services	88,084.20
India	TRIGYN TECHNOLOGIES LIMITED	Public sector related services	114,181.23
India	UPR ECOMMERCE PRIVATE LIMITED	Public sector related services	38,662.97
India	VODAFONE MOBILE SERVICES LIMITED	Engineering and research services	160,869.27
India	XEAM VENTURES PVT. LTD	Management and admin services	943,419.75
India	XEAM VENTURES PVT. LTD	Politics and civic affairs services	1,389,146.13
Indonesia	ASIAN MANAGEMENT CONSULTING (AMC)	Education and training services	273,611.85
Indonesia	ASTRA INTERNATIONAL TBK, PT - TSO (GSO)	Motor vehicles and parts	56,300.10
Indonesia	BALAI BESAR BAHAN DAN BARANG TEKNIK	Education and training services	80,540.74
Indonesia	BAYU BUANA TBK, PT	Education and training services	155,788.71
Indonesia	CCROM-SEAP	Management and admin services	77,070.00
Indonesia	DOCOTEL TEKNOLOGI, PT	IT and communications equipment	517,600.25
Indonesia	ELABRAM SYSTEMS, PT	Management and admin services	74,086.35
Indonesia	ENVIRONMENTAL INDOKARYA, PT	Public order and security services	141,235.10
Indonesia	FAKULTAS KEHUTANAN UGM	Environmental services	39,885.00
Indonesia	FAUNA & FLORA INTERNATIONAL	Education and training services	1,770,552.00
Indonesia	GLOBAL PIRANTI SOLUSI, PT	Management and admin services	42,044.70
Indonesia	HAY GROUP, PT	Education and training services	98,567.96
Indonesia	HOTEL AYODYA RESORT BALI	Education and training services	95,073.60
Indonesia	HOTEL HORISON ULTIMA PALEMBANG	Travel, food and lodging	49,777.78
Indonesia	HOTEL PULLMAN JAKARTA INDONESIA	Education and training services	1,257.52
Indonesia	HOTEL PULLMAN JAKARTA INDONESIA	Travel, food and lodging	55,786.51
Indonesia	HYDROSIX, CV	IT and communications equipment	139,777.79
Indonesia	HYDROSIX, CV	Management and admin services	35,381.50
Indonesia	IDENITIVE MASHABLE PROTOTYPING, PT	Domestic appliances and electronics	2,981.89
Indonesia	IDENITIVE MASHABLE PROTOTYPING, PT	IT and communications equipment	28,309.52
Indonesia	IDENITIVE MASHABLE PROTOTYPING, PT	Printing, photo and AV equipment	1,582.97
Indonesia	INFOMETRO MEDIATAMA, PT	Editorial, design, graphic services	39,897.79
Indonesia	JASNITA TELEKOMINDO, PT	Electrical systems components	118.52
Indonesia	JASNITA TELEKOMINDO, PT	IT and communications equipment	145,719.99
Indonesia	KELOMPOK PLTMH DESA AIR LIKI	Industrial manufacturing services	43,110.30
Indonesia	KELOMPOK PLTMH DESA AIR LIKI BARU	Industrial manufacturing services	48,651.86
Indonesia	KELOMPOK PLTMH DESA NGAOL	Industrial manufacturing services	47,599.56
Indonesia	LANDHOOF CONSTRUCTION, CV	Industrial manufacturing services	85,243.36
Indonesia	LANDMEGA TEKINDO PT	Electrical systems components	1,251.85
Indonesia	LANDMEGA TEKINDO PT	IT and communications equipment	73,532.43
Indonesia	MAINSTREAM TRISEKAWAN MANUNGGALJAYA, PT	Building and maintenance services	43,093.62
Indonesia	MANDARIN ORIENTAL HOTEL	Travel, food and lodging	69,376.36
Indonesia	MEDIA TELEVISI INDONESIA, PT	Editorial, design, graphic services	44,444.44
Indonesia	MENARA THAMRIN, PT	Management and admin services	595,998.29
Indonesia	MULTIMEDIA SEJAHTERA SERVITAMA PT	Engineering and research services	1,020.58
Indonesia	MULTIMEDIA SEJAHTERA SERVITAMA PT	IT and communications equipment	78,314.47
Indonesia	NAME WITHHELD FOR SECURITY REASONS	Management and admin services	322,248.54
Indonesia	PERSEKUTUAN GEREJA-GEREJA INDONESIA	Management and admin services	711,111.12
Indonesia	PT PURA BARUTAMA	Office equipment	67,375.00
Indonesia	PT PURA BARUTAMA	Paper materials and products	678,100.00
Indonesia	PT PURA BARUTAMA	Transportation, storage, mail services	6,500.00
Indonesia	PUSAT ILMU KOMPUTER UI	Public sector related services	101,016.64
Indonesia	PUSYANTEK BPPT ENJINIRING	Engineering and research services	173,351.71
Indonesia	RAVINDO BANGUN PERSADA, PT	Building and maintenance services	29,829.68
Indonesia	RAVINDO BANGUN PERSADA, PT	Management and admin services	56,149.99
Indonesia	RAVINDO BANGUN PERSADA, PT	Public sector related services	7,111.11
Indonesia	REKA PARAS GEMILANG, PT	Engineering and research services	192,685.51
Indonesia	REYCOM DOCUMENT SOLUSI, PT	Education and training services	18,637.04
Indonesia	REYCOM DOCUMENT SOLUSI, PT	Engineering and research services	13,928.24
Indonesia	REYCOM DOCUMENT SOLUSI, PT	IT and communications equipment	115,451.85
Indonesia	RUANG ASRI UNTUKMU, PT (RAUM)	Building and maintenance services	33,673.31
Indonesia	RUANG ASRI UNTUKMU, PT (RAUM)	Distribution equipment	49,531.90
Indonesia	SANDIJASA ESTIKA PT	Building and maintenance services	30,439.60
Indonesia	SAVERO GOLDEN FLOWER HOTEL	Education and training services	45,882.67
Indonesia	SENTRAL MITRA INFORMATIKA, PT.	Domestic appliances and electronics	2,000.00
Indonesia	SENTRAL MITRA INFORMATIKA, PT.	IT and communications equipment	92,129.63
Indonesia	SENTRAL MITRA INFORMATIKA, PT.	Printing, photo and AV equipment	3,540.74
Indonesia	SINERGI WAHANA GEMILANG, PT	Education and training services	16,770.22
Indonesia	SINERGI WAHANA GEMILANG, PT	IT and communications equipment	202,399.24
Indonesia	SKY PACIFIC INDONESIA, PT	Education and training services	77,484.44
Indonesia	TELEMATIC MULTISYSTEM, PT	IT and communications equipment	124,017.96
Indonesia	TOYOTA-ASTRA MOTOR, PT	Motor vehicles and parts	320,343.26
Indonesia	TUV NORD INDONESIA, PT	Environmental services	336,649.87
Indonesia	WISMA NUSANTARA INTERNATIONAL, PT	Management and admin services	222,413.88
Indonesia	YAYASAN SELAMATKAN YAKI INDONESIA	Education and training services	139,577.94
Iran (Islamic Republic of)	4103GOLFAM KESHAVARZ(ALI KHORRAMI DIZEJI	Education and training services	33,851.21
Iran (Islamic Republic of)	AFRAYE SABZ ASSOCIATION	Healthcare services	34,898.95
Iran (Islamic Republic of)	ANJOMAN HEMAYAT AZ ZENDANIAN MARKAZ	Healthcare services	430,231.94

Location of supplier	Supplier name	Category description	Value (USD)
UNDP continued			
Iran (Islamic Republic of)	ARYA KESHTE MALEKAN CO.	Education and training services	39,175.70
Iran (Islamic Republic of)	AVAMELE EJTEMAEI MOASER BAR SALAMAT	Healthcare services	87,979.48
Iran (Islamic Republic of)	AZAR HAMSU CO. (ABASALT AFRANJEH)	Education and training services	35,955.78
Iran (Islamic Republic of)	DANESHPAJOUHANERAZI INSTITUTE	Healthcare services	98,192.71
Iran (Islamic Republic of)	DARAMADE GHEIRE DARMANI TEHRAN UMS	Healthcare services	70,664.88
Iran (Islamic Republic of)	INFECTIOUS&TROPICAL DISEASES RESEARCH	Healthcare services	95,307.53
Iran (Islamic Republic of)	MOEINKESHAVARZAZERBAIJAN(MOHAMMADMESI	Education and training services	35,955.78
Iran (Islamic Republic of)	MOHAMMAD MOHSEN BADR GHASEMI	Farming, fishing, forestry services	33,451.03
Iran (Islamic Republic of)	NET COMPUTER (PEJMAN POURBAGHKHANI)	IT and communications equipment	30,362.29
Iran (Islamic Republic of)	PADIDE KESHAVARZE BONAB CO.	Education and training services	35,955.78
Iran (Islamic Republic of)	PARSIAN KOHAN NIROO	Building and maintenance services	23,503.75
Iran (Islamic Republic of)	PARSIAN KOHAN NIROO	Public order and security services	104,692.01
Iran (Islamic Republic of)	PISHDAD SAMANEH MADID(REZA MOSTAFAEI)	IT and communications equipment	35,111.34
Iran (Islamic Republic of)	TARHETAMALOK DARAIHA(ERTEGHA SALAMAT)	Healthcare services	74,340.88
Iran (Islamic Republic of)	TASHRIFAT SAZAN PAYTAKHT CO.	Education and training services	43,825.19
Iran (Islamic Republic of)	TOOMAJ COMPUTER	Engineering and research services	17,957.52
Iran (Islamic Republic of)	TOOMAJ COMPUTER	IT and communications equipment	126,335.53
Iran (Islamic Republic of)	TOOMAJ COMPUTER	Transportation, storage, mail services	190.19
Iran (Islamic Republic of)	TOSE-EH AFARINAN FARDA COMPANY	Healthcare services	45,843.46
Iraq	ABAK AL-MAISAM COMPANY	Building and maintenance services	680,720.00
Iraq	ABBAS NAJI BALASEM	Management and admin services	78,605.00
Iraq	ABBAS NAJI BALASEM	Transportation, storage, mail services	1,745.00
Iraq	ABDULKHALEK SADAM MEFTAN	Management and admin services	350,000.00
Iraq	ABEER AL-FORAT COMPANY	Building and maintenance services	526,422.00
Iraq	ABEER AL-FORAT COMPANY	Structures, construction components	549,049.00
Iraq	ABEER ALSHIMAL CO FOR GENERAL	Building and maintenance services	4,002,482.00
Iraq	ABEER ALSHIMAL CO FOR GENERAL	Engineering and research services	751,120.00
Iraq	ACF INTERNATIONAL	Politics and civic affairs services	250,000.00
Iraq	ADAT GENERAL TRADING CO. LTD	Power generation machinery	39,025.00
Iraq	AJNHAT ALRAMES	Engineering and research services	328,840.00
Iraq	AKSA KABLO SAN VE TIC LTD STI	Building and maintenance services	290,678.00
Iraq	AKSA KABLO SAN VE TIC LTD STI	Transportation, storage, mail services	65,400.00
Iraq	AL-AA AL-IRAQ COMPANY	Building and maintenance services	884,350.00
Iraq	AL-AA AL-IRAQ COMPANY	Engineering and research services	135,000.00
Iraq	AL-AMAR AL-HADETH COMPANY FOR CONSTRC.	Building and maintenance services	10,512.50
Iraq	AL-AMAR AL-HADETH COMPANY FOR CONSTRC.	Distribution equipment	3,000.00
Iraq	AL-AMAR AL-HADETH COMPANY FOR CONSTRC.	Furniture	16,956.50
Iraq	AL-ATEED CO. FOR GENERAL CONTRACTING	Building and maintenance services	1,334,662.65
Iraq	AL-ATEED CO. FOR GENERAL CONTRACTING	Public sector related services	44,600.00
Iraq	AL-BARQAA CO. FOR GENERAL CONTRACTING	Building and maintenance services	3,068,875.00
Iraq	AL-HANDHEL COMPANY	Public sector related services	1,653,620.00
Iraq	AL-KHALEEFA CO. FOR GENERAL CONTRACT	Furniture	247,179.00
Iraq	AL-QASSWAN CONTRACTING COMPANY	Building and maintenance services	158,070.00
Iraq	AL-RANEEN COMPANY FOR GENERAL CONTRACTS	Building and maintenance services	740,175.00
Iraq	AL-SALD COMPANY FOR GENERAL CONTRACTS	Building and maintenance services	1,194,952.00
Iraq	AL-SAMI GENERAL TRADE COMPANY LTD.	Building and maintenance services	9,124,956.00
Iraq	AL-TAJ AL-MUTAHEDA COMPANY	Engineering and research services	562,110.00
Iraq	AL-TALA' ALNADHID FOR GENERAL CONTRACT	Building and maintenance services	2,180,585.00
Iraq	AL-ULA FOR ENGINEERING	Engineering and research services	108,530.00
Iraq	AL ABRAR COMPANY	Engineering and research services	130,217.50
Iraq	AL AHMAYD CO. FOR GENERAL TRADING AND	Building and maintenance services	396,686.00
Iraq	AL AHMAYD CO. FOR GENERAL TRADING AND	Public sector related services	6,250.00
Iraq	AL ASHIQAA CO. FOR GENERAL CONTRACTS LTD	Building and maintenance services	1,243,228.00
Iraq	AL FOAD CO.	Building and maintenance services	1,407,287.00
Iraq	AL MASHREQ COMPANY L.T.D	Power generation machinery	126,175.00
Iraq	AL MAUED COMPANY FOR GENERAL CONTRACTIN	Building and maintenance services	445,755.00
Iraq	AL RASOL COMPANY GENERAL CONTRACTS	Building and maintenance services	317,700.00
Iraq	AL RASOL COMPANY GENERAL CONTRACTS	Industrial manufacturing services	175,540.00
Iraq	AL TAFAWEQ COMPANY	Fuels and lubricants etc.	165,734.00
Iraq	AL WAEIS CO	Building and maintenance services	128,013.00
Iraq	ALAOTAAR ALFTHEAH	Building and maintenance services	2,292,696.10
Iraq	ALAOTAAR ALFTHEAH	Structures, construction components	944,940.00
Iraq	ALBARAKA ALDAWLIA CONSTRUCTION CO.	Building and maintenance services	502,602.00
Iraq	ALBIR COMPANY FOR GENERAL CONTRACTING	Building and maintenance services	425,340.00
Iraq	ALFAREZ FOR GENERAL CONTRACTS CO. LTD	Industrial manufacturing services	120,525.00
Iraq	ALFITYAN CO. FOR CONTRACTING LTD	Building and maintenance services	3,791,078.00
Iraq	ALKHATAB ALMUTAHIDA	Building and maintenance services	597,933.00
Iraq	ALKHATAB ALMUTAHIDA	Structures, construction components	79,765.00
Iraq	ALMEJHAR CONSTRUCTION COMPANY	Building and maintenance services	994,205.00
Iraq	ALNUDHM AL-RIADIAH COMPANY	Building and maintenance services	722,385.00
Iraq	ALRYAZA CONSTRUCTION AND GENERAL	Building and maintenance services	47,800.00
Iraq	ALSHEHAB ALABAYDH COMPANY	Building and maintenance services	68,559.00
Iraq	ALTAROOS COMPANY FOR GENERAL CONTRACTIN	Building and maintenance services	2,084,742.00
Iraq	ALTAROOS COMPANY FOR GENERAL CONTRACTIN	Distribution equipment	37,280.00
Iraq	ALTURATH AL-AREEQ FOR GENERAL CONTRACTIN	Building and maintenance services	1,816,010.00
Iraq	ALTURATH AL-AREEQ FOR GENERAL CONTRACTIN	Engineering and research services	582,400.00
Iraq	ALTURATH ALIRAQI CONSTRUCTION CO	Building and maintenance services	2,058,522.00
Iraq	ALTURATH ALIRAQI CONSTRUCTION CO	Engineering and research services	27,400.00
Iraq	ALZAKHER CO. FOR GENERAL CONTRACTS LTD	Building and maintenance services	267,084.13
Iraq	AMEX EXPORT-IMPORT GMBH	Laboratory and testing equipment	233,058.40
Iraq	AMEX EXPORT-IMPORT GMBH	Medical equipment	1,369,725.40
Iraq	AMEX EXPORT-IMPORT GMBH	Transportation, storage, mail services	53,500.00
Iraq	ARD ALHOM GEN.TRADE & CONTRACT. LTD CO	Building and maintenance services	1,289,954.70
Iraq	ARD ALHOM GEN.TRADE & CONTRACT. LTD CO	Structures, construction components	265,372.00

Location of supplier	Supplier name	Category description	Value (USD)
UNDP continued			
Iraq	ARDH AL NASHAMA COMPANY	Cleaning equipment	324,713.38
Iraq	ARDH ALBASHAAIR ALMOTAHIDA CO.	Building and maintenance services	455,804.00
Iraq	ARDH ALMAKKA COMPANY-ROYALTULIPALRASHE	Education and training services	2,402.50
Iraq	ARDH ALMAKKA COMPANY-ROYALTULIPALRASHE	Management and admin services	3,826,330.94
Iraq	ARDH ALMAKKA COMPANY-ROYALTULIPALRASHE	Public order and security services	5,245.00
Iraq	ARDH ALMAKKA COMPANY-ROYALTULIPALRASHE	Transportation, storage, mail services	3,030.00
Iraq	ARDH ALMAKKA COMPANY-ROYALTULIPALRASHE	Travel, food and lodging	76,838.20
Iraq	ARIDU COMPANY FOR GENERAL CONTRACTING	Building and maintenance services	1,876,442.00
Iraq	ARIDU COMPANY FOR GENERAL CONTRACTING	Engineering and research services	917,861.50
Iraq	ARIZ COMPANY	Building and maintenance services	67,881.00
Iraq	ARTIKAS FOR GENERAL TRADING & CONSTRUCTI	Furniture	52,010.00
Iraq	ASHBAL AL-DHAYAGHEM COMPANY	Building and maintenance services	579,040.00
Iraq	ASOY SHAR CO. FOR BUILDING	Engineering and research services	338,830.00
Iraq	ASOY SHAR CO. FOR BUILDING	Public sector related services	193,905.00
Iraq	ATTA AIYASMIN COMPANY	Building and maintenance services	1,083,439.00
Iraq	BABAAOGLU GROUP	Furniture	51,335.00
Iraq	BALEN COMPANY FOR CONSTRUCTION	Building and maintenance services	236,239.00
Iraq	BARAKT ALQATEEF COMPANY FOR GENERAL	Building and maintenance services	349,225.00
Iraq	BARAKT ALQATEEF COMPANY FOR GENERAL	Engineering and research services	324,216.00
Iraq	BARDEEN COMPANY FOR GENERAL CONTRACTS	Building and maintenance services	1,668,306.00
Iraq	BEIRUT FOR GENERAL CONTRACTS LTD CO	Building and maintenance services	745,000.00
Iraq	BEIRUT FOR GENERAL CONTRACTS LTD CO	Public sector related services	378,205.00
Iraq	BELAD AL-SRUH COMPANY FOR TRADE	Building and maintenance services	1,090,925.00
Iraq	BELAD AL NASER FOR GENERAL TRADING	Building and maintenance services	943,147.74
Iraq	BELAD AL NASER FOR GENERAL TRADING	Furniture	117,386.00
Iraq	BERAT COMPANY	Building and maintenance services	421,257.75
Iraq	BERAT COMPANY	Management and admin services	39,480.00
Iraq	BIKHTIYAR MOHAMMED AHMED	Management and admin services	49,500.00
Iraq	BIRD BUILDING COMPANY	Power generation machinery	527,000.00
Iraq	BRIA COMPANY FOR CONSTRUCTION CONTRACTS	Building and maintenance services	172,010.00
Iraq	BULAQ COMPANY FOR GENERAL TRADING & CON	Building and maintenance services	612,666.00
Iraq	CIHAN MOTORS COMPANY	Motor vehicles and parts	456,000.00
Iraq	CLEVER SCIENTIFIC LABORATORY COMPANY	Building and maintenance services	41,050.00
Iraq	CREATIVE OUTLINE DESIGN	Building and maintenance services	214,803.00
Iraq	DAR AL-KHIBRAH	Politics and civic affairs services	51,600.00
Iraq	DIYAR AL SANAYA COMPANY FOR GENERAL	Building and maintenance services	1,286,756.00
Iraq	DIYAR AL SANAYA COMPANY FOR GENERAL	Structures, construction components	508,680.00
Iraq	DURAT AL-MOHEAT FOR GENERAL TRADING AND	Building and maintenance services	1,135,181.00
Iraq	EARTHALBURHAN COMPANY	Building and maintenance services	36,310.00
Iraq	EARTHLINK TELECOMMUNICATION	Engineering and research services	63,640.00
Iraq	EFFAA COMPANY	Building and maintenance services	3,012,477.50
Iraq	EMAD AL-RAFEDAIN COMPANY	Building and maintenance services	431,700.00
Iraq	EMPIRE WORLD FOR REAL ESTATE LTD.	Management and admin services	301,392.00
Iraq	ENGINEERING OF BUILDING CONTRACT CO.	Building and maintenance services	715,416.00
Iraq	FARAN COMPANY FOR CONTRACTING, GENERAL	Building and maintenance services	280,000.00
Iraq	FURAT GATE COMPANY LTD	Building and maintenance services	6,007,294.00
Iraq	FURAT GATE COMPANY LTD	Engineering and research services	857,690.00
Iraq	FUTURE CITY CO FOR GENERAL CONTRACTS LTD	Building and maintenance services	1,752,361.00
Iraq	FUTURE CITY CO FOR GENERAL CONTRACTS LTD	Structures, construction components	898,548.00
Iraq	GALIAWA COMPANY	Building and maintenance services	962,957.00
Iraq	GRDASHER COMPANY	Building and maintenance services	407,790.00
Iraq	GULF SHIELD COMPANY FOR SECURITY SERVICE	Public order and security services	133,452.62
Iraq	HADHARET AL AMJAD COMPANY FOR GENERAL	Building and maintenance services	4,672,065.00
Iraq	HAIBAT AL EAMAR COMPANY	Building and maintenance services	523,977.60
Iraq	HARIKAR NGO	Politics and civic affairs services	170,850.00
Iraq	HARUN GROUP	Cleaning equipment	862,120.00
Iraq	HATHART AL-TASAMEEM COMPANY	Building and maintenance services	121,762.00
Iraq	HUSSEIN ASSAF ABOUD COMPANY	Building and maintenance services	733,061.00
Iraq	IRATEC ENGINEERING LIMITED	Building and maintenance services	251,242.22
Iraq	JIBAL YATHREB COMPANY	Building and maintenance services	274,088.00
Iraq	JWANI SHAAR COMPANY	Building and maintenance services	941,759.00
Iraq	JWANI SHAAR COMPANY	Structures, construction components	23,780.00
Iraq	KARAM AL- KHALIL COMPANY	Building and maintenance services	812,272.00
Iraq	KASNAZAN CO. FOR GEN. CONTRACTING LTD.	Building and maintenance services	45,953.00
Iraq	KHAIRAT ALJAZEERA CO.	Building and maintenance services	329,325.00
Iraq	KHALID HAMA RAUF HAMA SHENKY COMPANY	Building and maintenance services	824,176.00
Iraq	LAMAT AL SHARQ GEN. TRADE CONTRACT	Building and maintenance services	378,760.50
Iraq	LOE LOET DIJLA	Building and maintenance services	2,242,993.00
Iraq	LOE LOET DIJLA	Cleaning equipment	739,070.00
Iraq	LONDON CO. FOR DEVELOPMENT & CONSULTAN	Building and maintenance services	2,951,738.00
Iraq	LONDON CO. FOR DEVELOPMENT & CONSULTAN	Structures, construction components	2,140,134.00
Iraq	MADO COMPANY FOR CONSTRUCTION &	Building and maintenance services	1,549,518.00
Iraq	MASAR AL ABRAJ	Building and maintenance services	10,192,047.25
Iraq	MASAR AL ABRAJ	Cleaning equipment	49,288.00
Iraq	MASAR AL ABRAJ	Public sector related services	180,894.00
Iraq	MASHAREEA AL TAQA CO GENERAL CONTRACTS A	Building and maintenance services	80,747.00
Iraq	MASHAREEA AL TAQA CO GENERAL CONTRACTS A	Furniture	35,363.00
Iraq	MASKAT ENGINEERING COMPANY	Building and maintenance services	458,225.00
Iraq	MAZI LAND COMPANY	Management and admin services	84,000.00
Iraq	MEHDI KHALILI	Management and admin services	34,500.00
Iraq	MIDDLE EAST TECHNIQUE TELECOM.	Electrical systems components	100.00
Iraq	MIDDLE EAST TECHNIQUE TELECOM.	IT and communications equipment	35,750.00
Iraq	MIDDLE EAST TECHNIQUE TELECOM.	Management and admin services	85,250.00
Iraq	MIDDLE EAST TECHNIQUE TELECOM.	Travel, food and lodging	25,000.00

Location of supplier	Supplier name	Category description	Value (USD)
UNDP continued			
Iraq	MILLENNIUM RELIEF & DEVELOPMENT SERVICES	Education and training services	63,745.00
Iraq	MOHAMMED FAEZ ISSA	Management and admin services	47,889.00
Iraq	MOHAMMED JAMIL ABOZAID	Engineering and research services	54,283.40
Iraq	NAFAHAT DIJLA COMPANY FOR GENERAL	Building and maintenance services	765,736.00
Iraq	NAFAHAT DIJLA COMPANY FOR GENERAL	Public sector related services	354,630.00
Iraq	NAHIR AL-WAND COMPANY	Engineering and research services	1,080,670.00
Iraq	NAHREEN AHMED	Management and admin services	143,516.00
Iraq	NAME WITHHELD FOR SECURITY REASONS	Building and maintenance services	41,364.00
Iraq	NAME WITHHELD FOR SECURITY REASONS	Engineering and research services	32,660.00
Iraq	NAME WITHHELD FOR SECURITY REASONS	IT and communications equipment	360.00
Iraq	NAME WITHHELD FOR SECURITY REASONS	Management and admin services	1,043,037.61
Iraq	NAME WITHHELD FOR SECURITY REASONS	Transportation, storage, mail services	4,008.00
Iraq	NAME WITHHELD FOR SECURITY REASONS	Travel, food and lodging	35,522.00
Iraq	NASSIM AL WALY COMPANY	Building and maintenance services	71,156.00
Iraq	NILE DELTA TRADING CO.	Engineering and research services	5,020.00
Iraq	NILE DELTA TRADING CO.	Furniture	57,120.00
Iraq	NILE DELTA TRADING CO.	Transportation, storage, mail services	63,200.00
Iraq	NOOR AL SANA COMPANY FOR GENERAL	Building and maintenance services	1,805,524.40
Iraq	NOOR ALBIDAYA INDUSTERIAL	Furniture	156,977.00
Iraq	NUDHUM AL-BENAA CONSULTANCY FIRM (NB)	Building and maintenance services	130,000.00
Iraq	NUDHUM AL-BENAA CONSULTANCY FIRM (NB)	Engineering and research services	649,900.00
Iraq	PNYANSH COMPANY FOR GENERAL CONTRACTS	Building and maintenance services	1,031,049.00
Iraq	POWER MEN COMPANY	Electrical systems components	298,094.00
Iraq	PUBLIC AID ORGANIZATION	Politics and civic affairs services	180,450.00
Iraq	QASWAA AL-BARARRY FOR GENERAL TRADING	Engineering and research services	807,035.00
Iraq	RAFEEF ALKHAIRAT FOR GENERAL TRADING	Building and maintenance services	3,143,050.00
Iraq	RAFEEF ALKHAIRAT FOR GENERAL TRADING	Furniture	65,072.00
Iraq	RAMZ AL EQAR CO. FOR GENERAL CONTRACTING	Engineering and research services	997,963.50
Iraq	RAUAAT ALBAREQ CO. FOR GENERAL CONTRACTS	Building and maintenance services	751,836.00
Iraq	RAWAAT AL-BENAA AL-HADEETH COMPANY	Cleaning equipment	1,749,944.00
Iraq	RAWAT AL AFNAN CO	Building and maintenance services	508,969.00
Iraq	RAWAT ALDIYAR CO.GENERAL	Building and maintenance services	396,725.00
Iraq	RAWAT ALDIYAR CO.GENERAL	Engineering and research services	579,661.00
Iraq	RAZAWAN COMPANY	Building and maintenance services	60,385.00
Iraq	ROWAD ALHANDASA COMPANY FOR GENERAL CC	Building and maintenance services	257,220.00
Iraq	RUBOA AL-IRAQ COMPANY	Building and maintenance services	908,569.00
Iraq	RUKIN ENGINEERING DEVELOPMENT CO. FOR	Building and maintenance services	398,800.00
Iraq	S.M.B CO FOR GENERAL CONSTRUCTION LTD	Building and maintenance services	148,393.00
Iraq	SAKAR AL DIYAAR CO. FOR GENERAL TRADING	Building and maintenance services	622,630.00
Iraq	SAKAR AL DIYAAR CO. FOR GENERAL TRADING	IT and communications equipment	174,600.00
Iraq	SAKAR AL DIYAAR CO. FOR GENERAL TRADING	Transportation, storage, mail services	2,000.00
Iraq	SAKHA AL-KARAM GROUP	Structures, construction components	1,921,158.00
Iraq	SALAH ALDEEN CO. FOR GENERAL	Building and maintenance services	775,143.00
Iraq	SALAH ALDEEN CO. FOR GENERAL	Politics and civic affairs services	175,000.00
Iraq	SAMMA AL-SHAM COMPANY FOR GENERAL CONT	Building and maintenance services	746,519.00
Iraq	SAQAR AL FAHAL COMPANY	Building and maintenance services	246,417.00
Iraq	SAQR AL-KHALID GENERAL CONTRACTING CO.	Building and maintenance services	541,775.00
Iraq	SAQR AL-KHALID GENERAL CONTRACTING CO.	Healthcare services	47,000.00
Iraq	SAR ALBRAA COMPNAY	Building and maintenance services	949,479.00
Iraq	SARA ELIASI	Management and admin services	110,525.00
Iraq	SAS AUTOMOTIVE SERVICES	Motor vehicles and parts	46,500.00
Iraq	SEMOU AL IRAQ COMPANY	Building and maintenance services	1,659,846.00
Iraq	SHAHAD AL HADARA CO	Building and maintenance services	2,015,506.00
Iraq	SHAMS AL-HUMAM CO.	Building and maintenance services	2,665,792.00
Iraq	SHAMS AL-HUMAM CO.	Cleaning equipment	3,963,468.00
Iraq	SHANDZ COMPANY FOR CONSTRUCTION AND TR	Engineering and research services	2,316,045.00
Iraq	SHANDZ COMPANY FOR CONSTRUCTION AND TR	Public sector related services	8,527,008.00
Iraq	SHANDZ COMPANY FOR CONSTRUCTION AND TR	Transportation, storage, mail services	4,648.00
Iraq	SHARQ AL EMAR COMPANY FOR TRADING	Building and maintenance services	2,461,136.50
Iraq	SINJAR ALALMIA COMPANY	Building and maintenance services	56,415.00
Iraq	SOOR AL IBDAA COMPANY LTD	Building and maintenance services	500,176.50
Iraq	TAREEK ALTEBR COMPANY	Building and maintenance services	3,902,182.00
Iraq	TECHNICAL RESOURCES LTD	Building and maintenance services	600,584.00
Iraq	TECHNOSTAR FOR TRADING EQUIPMENT	Structures, construction components	55,395.00
Iraq	THEFAF AL RAFIDAIN CO. FOR GENERAL	Building and maintenance services	10,606,606.00
Iraq	THEFAF AL RAFIDAIN CO. FOR GENERAL	Public sector related services	208,000.00
Iraq	THEFAF AL RAFIDAIN CO. FOR GENERAL	Structures, construction components	1,126,990.00
Iraq	TURI SINA DIS TICARET LIMITED SIRKETI	Building and maintenance services	659,244.00
Iraq	TURI SINA DIS TICARET LIMITED SIRKETI	Cleaning equipment	907,070.00
Iraq	TURI SINA DIS TICARET LIMITED SIRKETI	Public sector related services	370,297.00
Iraq	UMMET AL SALAM CO.	Building and maintenance services	4,848,751.00
Iraq	UMMET AL SALAM CO.	Public sector related services	40,600.00
Iraq	UNITED COMPANY FOR ELECTRICAL PROJECTS S	Engineering and research services	220,150.00
Iraq	VARA CO. FOR GENERAL TRADING	Public sector related services	633,000.00
Iraq	WADI AL ZAITOON COMPANY	Building and maintenance services	63,325.00
Iraq	WADI AL ZAITOON COMPANY	Motor vehicles and parts	832,000.00
Iraq	WED AL EMAN GENERAL TRD. & CONT. COMPANY	Engineering and research services	38,860.00
Iraq	WHITEHAND GROUP LLC	Building and maintenance services	1,584,764.00
Iraq	WHITEHAND GROUP LLC	Engineering and research services	144,965.00
Iraq	ZANA GROUP COMPANY FOR GENERAL	Building and maintenance services	666,510.00
Iraq	ZINAT SINJAR	Building and maintenance services	388,754.00
Ireland	AARC LTD	Environmental services	100,000.00
Ireland	ALERE INTERNATIONAL LIMITED	Laboratory and testing equipment	2,346,204.00
Ireland	ALERE INTERNATIONAL LIMITED	Medical equipment	7,278,606.31

Location of supplier	Supplier name	Category description	Value (USD)
UNDP continued			
Ireland	ALERE INTERNATIONAL LIMITED	Musical instruments and arts and crafts	100.00
Ireland	ALERE INTERNATIONAL LIMITED	Pharmaceuticals, contraceptives, vaccines	1,063,750.00
Ireland	ALERE INTERNATIONAL LIMITED	Transportation, storage, mail services	131,547.35
Ireland	BIOMARIN INTERNATIONAL LIMITED	Pharmaceuticals, contraceptives, vaccines	4,549,232.10
Ireland	COMBILIFT ULC	Tools and general machinery	115,051.19
Ireland	JAMES JOHN NUNAN	Management and admin services	108,601.00
Ireland	MICROSOFT IRELAND OPERATIONS LIMITED	Engineering and research services	348,827.33
Ireland	MICROSOFT IRELAND OPERATIONS LIMITED	IT and communications equipment	38,984.00
Ireland	MICROSOFT IRELAND OPERATIONS LIMITED	Politics and civic affairs services	1,169,865.16
Ireland	MICROSOFT IRELAND OPERATIONS LIMITED	Public sector related services	54,562.35
Ireland	NAME WITHHELD FOR SECURITY REASONS	Management and admin services	162,000.00
Ireland	SHIRE PHARMACEUTICALS IRELAND LTD	Pharmaceuticals, contraceptives, vaccines	6,330,520.00
Ireland	SLR ENVIRONMENTAL CONSULTING LTD	Engineering and research services	149,730.00
Ireland	SRI EXECUTIVE SEARCH LIMITED	Management and admin services	40,000.00
Ireland	TRINITY BIOTECH PLC	Laboratory and testing equipment	52,698.52
Ireland	TRINITY BIOTECH PLC	Medical equipment	172,261.48
Ireland	TRINITY BIOTECH PLC	Pharmaceuticals, contraceptives, vaccines	36,310.10
Israel	AL MUEZ LIDINALLAH RASHID FAHMI NASHASHI	Management and admin services	478,000.00
Israel	ALERE INTERNATIONAL LIMITED	Medical equipment	26,920.00
Israel	ALERE INTERNATIONAL LIMITED	Transportation, storage, mail services	3,674.38
Israel	AYMAN SALAH EDDIN MOHAMMAD TIRHI	Management and admin services	104,720.00
Israel	KHALED ABDIL RAZAK AL KALOTI	Management and admin services	82,500.00
Israel	MIFRAM LTD	Public order and security services	59,400.00
Israel	NAME WITHHELD FOR SECURITY REASONS	Management and admin services	1,038,052.00
Israel	NAME WITHHELD FOR SECURITY REASONS	Travel, food and lodging	10,200.00
Israel	OLD CITY BROTHERS LTD.	Engineering and research services	596,595.40
Israel	S.E.D ENGINEERING AND CONSELLING LT	Engineering and research services	61,553.62
Israel	SAMER ABEDALRAZZAK MOHAMMAD KALOTI	Management and admin services	247,500.00
Israel	TECHNO-LINE MEDICAL LTD	Laboratory and testing equipment	52,250.00
Israel	TECHNO-LINE MEDICAL LTD	Medical equipment	39,900.00
Israel	TEVA PHARMACEUTICAL INDUSTRIES LTD.	Pharmaceuticals, contraceptives, vaccines	2,197,902.72
Israel	ZEINELDIN TAGE	Management and admin services	30,000.00
Italy	ANDREA AGOSTINUCCI	Management and admin services	67,320.00
Italy	ARCHIDATA SRL	Engineering and research services	47,400.00
Italy	CARES SCRL-OSSERVATORIO DI PAVIA	Education and training services	26,652.72
Italy	CARES SCRL-OSSERVATORIO DI PAVIA	Travel, food and lodging	9,518.83
Italy	COELMO SRL	Electrical systems components	4,543.27
Italy	COELMO SRL	Power generation machinery	108,731.97
Italy	DIASORIN S.P.A	Electrical systems components	23.53
Italy	DIASORIN S.P.A	Laboratory and testing equipment	40,042.96
Italy	DIASORIN S.P.A	Material handling machinery	176.47
Italy	DIASORIN S.P.A	Medical equipment	60,045.30
Italy	DIASORIN S.P.A	Transportation, storage, mail services	644.47
Italy	ECO CHIMICA ROMANA SRL	Engineering and research services	9,967.43
Italy	ECO CHIMICA ROMANA SRL	Public sector related services	23,257.33
Italy	EMILIO BUGLI INNOCENTI	Management and admin services	140,052.00
Italy	FILIPPO CURTALE	Management and admin services	30,000.00
Italy	GIACOMO COZZOLINO	Management and admin services	71,600.00
Italy	ICU-ISTITUTO PER LA COOPERAZIONE UNI ONL	Management and admin services	59,000.00
Italy	IDS INGEGNERIA DEI SISTEMI S.P.A	Printing, photo and AV equipment	53,317.54
Italy	IRD ENGINEERING S.R.L.	Engineering and research services	33,354.05
Italy	IRD ENGINEERING SRL	Public order and security services	84,320.00
Italy	JEREMY MARTIN MORRISON TURNER	Management and admin services	42,000.00
Italy	KEDRION S.P.A.	Pharmaceuticals, contraceptives, vaccines	5,101,796.50
Italy	KPMG ADVISORY SPA	Engineering and research services	424,252.89
Italy	MICROPLAN SRL	Laboratory and testing equipment	115,026.40
Italy	NAME WITHHELD FOR SECURITY REASONS	Management and admin services	577,905.18
Italy	NAME WITHHELD FOR SECURITY REASONS	Transportation, storage, mail services	2,800.00
Italy	NESA S.R.L	IT and communications equipment	56,631.64
Italy	NESA S.R.L	Management and admin services	8,410.00
Italy	NEW-TRONIC SRL	Structures, construction components	171,277.00
Italy	RETIFICIO PADANO SRL	Farming, fishing equipment	30,600.00
Italy	RETIFICIO PADANO SRL	Industrial manufacturing services	36,785.00
Italy	RETIFICIO PADANO SRL	Transportation, storage, mail services	6,185.00
Italy	SEA MARCONI TECHNOLOGIES SAS	Engineering and research services	226,291.50
Italy	STEGET S.R.L.	Engineering and research services	119,200.00
Italy	STUDIO CATIA SEGNINI	Politics and civic affairs services	34,285.12
Italy	THE UN WORLD FOOD PROGRAMME	Power generation machinery	216,771.66
Italy	THE UN WORLD FOOD PROGRAMME	Transportation, storage, mail services	23,584.06
Italy	UN GENEVA GENERAL FUND	Management and admin services	71,155.00
Italy	UN WORLD FOOD PROGRAMME	Farming, fishing equipment	118,836.99
Italy	UN WORLD FOOD PROGRAMME	Financial and insurance services	415.93
Italy	UN WORLD FOOD PROGRAMME	Management and admin services	9,034.94
Italy	UN WORLD FOOD PROGRAMME	Transportation, storage, mail services	4,200.00
Italy	UNITED NATIONS SYSTEM STAFF COLLEGE	Education and training services	45,464.00
Italy	UNITED NATIONS SYSTEM STAFF COLLEGE	Travel, food and lodging	194,000.00
Italy	VENEFIR S.R.L.	Financial and insurance services	380.57
Italy	VENEFIR S.R.L.	Furniture	38,055.60
Italy	WORLD FOOD PROGRAMME	Management and admin services	70,440.00
Jamaica	C2M2C2 (EVALUATION CONSULTING)	Engineering and research services	89,620.00
Jamaica	CARIBBEAN VULNERABLE COMMUNITIES	Politics and civic affairs services	151,336.00
Jamaica	CAROL DAWN WATSON WILLIAMS	Education and training services	4,019.28
Jamaica	CAROL DAWN WATSON WILLIAMS	Management and admin services	36,173.48
Jamaica	CHANGE COMMUNICATIONS LIMITED	Editorial, design, graphic services	32,200.00

Location of supplier	Supplier name	Category description	Value (USD)
UNDP continued			
Jamaica	CLARENDON PARISH DEVELOPMENT COMMITTEE	Management and admin services	50,000.00
Jamaica	JAMAICA 4-H CLUBS	Management and admin services	100,000.00
Jamaica	KNUTSFORD COURT HOTEL LTD	Education and training services	44,261.36
Jamaica	NAME WITHHELD FOR SECURITY REASONS	Management and admin services	179,897.60
Jamaica	UPUL RANAWEERA	Management and admin services	43,200.00
Jamaica	URBAN DEVELOPMENT CORPORATION	Travel, food and lodging	30,000.00
Japan	AAIC JAPAN CO LTD	Management and admin services	227,075.72
Japan	DELOITTE TOHMATSU FINANCIAL ADVISORY LLC	Education and training services	98,300.00
Japan	DELOITTE TOHMATSU FINANCIAL ADVISORY LLC	Environmental services	211,750.00
Japan	DELOITTE TOHMATSU FINANCIAL ADVISORY LLC	Management and admin services	104,780.00
Japan	DELOITTE TOHMATSU FINANCIAL ADVISORY LLC	Politics and civic affairs services	63,650.00
Japan	DELOITTETOHMATSU FINANCIAL ADVISORY LLC	Management and admin services	30,000.00
Japan	JAPAN INTERNATIONAL COORPERATION SYSTEM	Management and admin services	945,150.00
Japan	MITSUBISHI FUSO TRUCKS AND BUS	Motor vehicles and parts	2,817,598.00
Japan	NAME WITHHELD FOR SECURITY REASONS	Management and admin services	160,800.12
Japan	NAOMI NAKAI	Management and admin services	60,000.00
Japan	NISSAN TRADING CO LTD	Financial and insurance services	8,976.00
Japan	NISSAN TRADING CO LTD	Motor vehicles and parts	693,949.49
Japan	NISSAN TRADING CO LTD	Transportation, storage, mail services	266,543.98
Japan	OKAYA & CO. LTD	Structures, construction components	130,900.00
Japan	TOYOTA GIBRALTAR STOCKHOLDINGS LTD	Motor vehicles and parts	77,171.52
Japan	TOYOTA GIBRALTAR STOCKHOLDINGS LTD	Transportation, storage, mail services	12,358.00
Japan	TOYOTA MOTOR CORPORATION	Motor vehicles and parts	183,311.28
Jordan	AL AMAN CENTER FOR CONSULTATION	Politics and civic affairs services	190,000.00
Jordan	AL QUDS EDUCATION TRAINING & CONSULTANCY	Education and training services	275,242.75
Jordan	ALWASITA FOR SUPPORT SERVICES	Building and maintenance services	80,720.35
Jordan	AZALYA INTERNATIONAL FOR PROFESSIONAL CO	Management and admin services	31,073.45
Jordan	BUSINESS DEVELOPMENT PROJECT CENTER	Education and training services	463,180.48
Jordan	CONSOLIDATED CONSULTANTS	Management and admin services	37,962.00
Jordan	CREATIVITY CLUB KARAK	Education and training services	118,532.48
Jordan	DAR AL-OMRAN INFRASTRUCTURE & ENVIROMENT	Building and maintenance services	137,540.00
Jordan	DAR AL-OMRAN INFRASTRUCTURE & ENVIROMENT	Editorial, design, graphic services	7,270.00
Jordan	ENGICON	Management and admin services	59,480.00
Jordan	FUTURE PIONEERS FOR EMPOWERING COMMUNI	Education and training services	232,124.28
Jordan	G4S SECURE SOLUTIONS INT.	Public order and security services	84,131.41
Jordan	G4S SECURE SOLUTIONS INTERNATIONAL INC.	Public order and security services	84,131.41
Jordan	GENERAL COMPUTER - ELECTRONICS CO.	IT and communications equipment	119,238.88
Jordan	GHUZAYYAH MUNIF ABDEL MAJEED HIJAZI	Management and admin services	102,824.86
Jordan	GREEN APPLE IT SOLUTIONS	Engineering and research services	49,435.03
Jordan	HEPTAGON CONTRACTING COMPANY	Farming, fishing equipment	45,007.06
Jordan	HEPTAGON CONTRACTING COMPANY	Management and admin services	265,994.61
Jordan	INFINITY CONSTRUCTION CONTRACTING COMPAI	Education and training services	173,570.73
Jordan	INFINITY CONSTRUCTION CONTRACTING COMPAI	Engineering and research services	36,583.14
Jordan	INTERCONTINENTAL HOTEL JORDAN	Travel, food and lodging	56,704.23
Jordan	INTERDISCIPLINARY RESEARCH CONSULTANTS	Environmental services	177,139.81
Jordan	INVESTMENTS IN KNOWLEDGE LTD.	Engineering and research services	57,780.00
Jordan	ISSA JARAD TARAWNEH AND PARTNER COMPANY	Engineering and research services	2,704,178.37
Jordan	ISTANBUL FOR INFORMATION TECHNOLOGY	Education and training services	59,300.00
Jordan	JORDAN EDUCATION FOR EMPLOYMENT (JEFE)	Education and training services	407,081.07
Jordan	JORDAN RIVER FOUNDATION	Education and training services	641,865.14
Jordan	JORDAN RIVER FOUNDATION / MADRASATI INIT	Education and training services	194,272.55
Jordan	MARKEZ ALQALB LAL DAWRAT	Medical equipment	31,016.95
Jordan	MASAR LIL BARMAJIYAT AL NAQALEH	Management and admin services	58,000.00
Jordan	MATRIX BUSINESS TECHNOLOGY	Public sector related services	70,420.91
Jordan	MIGRATE BUSINESS SERVICE	Education and training services	684,289.54
Jordan	MOHAMMAD ALI MAHMUD TAIEM FOR ENGI	Industrial manufacturing machinery	73,728.81
Jordan	MULTIVISION ELECTRONIC EQUIPMENT TRADING	IT and communications equipment	39,724.58
Jordan	NAHIL MOHAMMAD ALAMI	Management and admin services	338,983.05
Jordan	NAME WITHHELD FOR SECURITY REASONS	Management and admin services	764,033.42
Jordan	NEDAL AND MOHMMAD ALMASRI	Management and admin services	216,553.61
Jordan	PLAZA HOLIDAYS	Editorial, design, graphic services	15,031.40
Jordan	PLAZA HOLIDAYS	Education and training services	13,707.83
Jordan	PLAZA HOLIDAYS	Motor vehicles and parts	1,400.00
Jordan	PLAZA HOLIDAYS	Politics and civic affairs services	2,720.00
Jordan	PLAZA HOLIDAYS	Transportation, storage, mail services	82,129.00
Jordan	PLAZA HOLIDAYS	Travel, food and lodging	868,542.20
Jordan	PRINCESS TAGHRID INSTITUTE DEVELOPMENT	Education and training services	290,752.02
Jordan	PROMOZONE ADVERTISING AGENCY	Printing, photo and AV equipment	81,994.36
Jordan	QASEM SALEH ALNEWASHI	Management and admin services	53,845.20
Jordan	RAMAHI FOR FIRE TECHNOLOGY CO	Industrial manufacturing services	49,498.50
Jordan	RAMAHI FOR FIRE TECHNOLOGY CO	Public sector related services	54,801.98
Jordan	RANIA TARAZI	Management and admin services	60,620.00
Jordan	RAWABI ALAJJUN CONSTRUCTION EST.	Management and admin services	208,231.77
Jordan	RBK FOR TRAINING	Education and training services	134,706.00
Jordan	ROTANA AMMAN	Travel, food and lodging	42,562.66
Jordan	SAMIR SALIM MOHAMMED RAOUF	Management and admin services	154,364.00
Jordan	SEAGULL TECHNOLOGY	Education and training services	19,915.25
Jordan	SEAGULL TECHNOLOGY	Public sector related services	79,210.74
Jordan	SENIORS IT	IT and communications equipment	111,751.41
Jordan	SHAREK FOR EDUCATIONAL CONSULTING	Education and training services	271,519.12
Jordan	SHERKET RATAB AL TALIMIEH LLETADRIB	Education and training services	700,000.00
Jordan	SPECIAL COMMUNICATIONS COMMISSION / FORE	Engineering and research services	33,491.52
Jordan	STARS ORBIT CONSULTANTS AND MANAGMENT D	Editorial, design, graphic services	23,895.00
Jordan	STARS ORBIT CONSULTANTS AND MANAGMENT D	Education and training services	23,377.00

Location of supplier	Supplier name	Category description	Value (USD)
UNDP continued			
Jordan	STARS ORBIT CONSULTANTS AND MANAGMENT L	Management and admin services	2,471,007.78
Jordan	STARS ORBIT CONSULTANTS AND MANAGMENT L	Politics and civic affairs services	246,518.28
Jordan	STARS ORBIT CONSULTANTS AND MANAGMENT L	Transportation, storage, mail services	82,500.00
Jordan	STARS ORBIT CONSULTANTS AND MANAGMENT L	Travel, food and lodging	1,495,667.08
Jordan	THE NEW CIVILIZED HOUSE	Domestic appliances and electronics	3,707.63
Jordan	THE NEW CIVILIZED HOUSE	Furniture	36,306.49
Jordan	THE WORLD ISLAMIC SCIENCE & EDUCATION UN	Education and training services	33,615.82
Jordan	TREASURY FO CONFERENCES EQUIPMENT	Travel, food and lodging	46,482.39
Jordan	TREASURY FOR CONFERENCES EQUIPMENT	Travel, food and lodging	42,192.50
Jordan	UMNIAH	Engineering and research services	110,932.21
Jordan	WEST ASIA AND NORTH AFRICA	Politics and civic affairs services	145,132.00
Kazakhstan	"AINUR I K" LLP	Building and maintenance services	306,954.09
Kazakhstan	"AKTAU ENERGY LIGHT" LLP	Engineering and research services	149,238.75
Kazakhstan	"BURVODSTROY" LLP	Engineering and research services	38,227.52
Kazakhstan	"COMMUNITY FOUNDATIONS OF ENBEKSHIKAZAH	Politics and civic affairs services	39,995.06
Kazakhstan	"ERNST & YOUNG KAZAKHSTAN" LLP	Politics and civic affairs services	140,968.74
Kazakhstan	"KUNTECH" LLP	Power generation machinery	89,497.82
Kazakhstan	"LOGISTIC POINT" LTD	Transportation, storage, mail services	37,486.44
Kazakhstan	"MOBIL REALTY MANAGEMENT COMPANY" LLP	Building and maintenance services	36,626.40
Kazakhstan	"VELD" SCIENTIFIC AND PRODUCTION LLP	Medical equipment	93,490.18
Kazakhstan	"VERBULAK" LLP	Environmental services	321,911.00
Kazakhstan	“SAPA PROFESSIONALS & TECHNOLOGIES” LLP	Environmental services	43,393.91
Kazakhstan	ALTERNATIVE SOLUTIONS AND TECHNOLOGIES	Politics and civic affairs services	45,824.10
Kazakhstan	ARSHA LLP	Medical equipment	542,673.77
Kazakhstan	BUREAU VERITAS KAZAKHSTAN INDUSTRIAL SER	Engineering and research services	39,566.32
Kazakhstan	DELOITTE TCF LLP	Engineering and research services	110,697.55
Kazakhstan	EE "KAZAKH-GERMAN UNIVERSITY IN ALMATY'	Education and training services	58,016.34
Kazakhstan	ERNST&YOUNG ADVISORY LLP	Management and admin services	248,223.00
Kazakhstan	GRUNDFOS KAZAKHSTAN LLP	Management and admin services	39,000.00
Kazakhstan	IE "HAYMULDINOVA GULNUR KURMANGALIEVNA'	Engineering and research services	49,185.78
Kazakhstan	IE "IBRAIMOV"	Engineering and research services	94,312.61
Kazakhstan	IE ALTYN ORDA	Farming, fishing, forestry services	39,820.33
Kazakhstan	IE KABDULOVA Z.T.	Published products	45,636.97
Kazakhstan	IE KURALAY	Engineering and research services	31,775.87
Kazakhstan	IE MONSHAK	Engineering and research services	37,147.90
Kazakhstan	IPC MACHINES	Farming, fishing equipment	56,392.00
Kazakhstan	JSC "MEDICAL UNIVERSITY ASTANA"	Engineering and research services	48,603.03
Kazakhstan	KAZAKH RESEARCH INSTITUTE OF WATER RESOU	Engineering and research services	30,758.42
Kazakhstan	LEA"PUBLIC CHAMBER FOR EE AND RS"	Environmental services	32,427.00
Kazakhstan	LLP "ASIA MEGA STROY"	Engineering and research services	160,050.69
Kazakhstan	LLP "BARYS SYSTEMS"	Engineering and research services	44,062.61
Kazakhstan	LLP "BKN"	Engineering and research services	30,706.75
Kazakhstan	LLP "CONTROL LINK"	Engineering and research services	146,340.28
Kazakhstan	LLP "ECOENERGY.KZ"	Engineering and research services	134,081.85
Kazakhstan	LLP "SL AGRO"	Farming, fishing equipment	83,228.87
Kazakhstan	LLP "UT-COM"	Engineering and research services	558,831.70
Kazakhstan	LLP TH "ECOLOS"	Engineering and research services	69,753.43
Kazakhstan	LTD "DASTAN 4"	Food and beverage products	101,986.24
Kazakhstan	LTD "NEW CONSTRUCTION GROUP"	Building and maintenance services	40,436.98
Kazakhstan	NAME WITHHELD FOR SECURITY REASONS	Management and admin services	26,000.00
Kazakhstan	NAME WITHHELD FOR SECURITY REASONS	Transportation, storage, mail services	4,000.00
Kazakhstan	PC "INSTITUTE OF KAZGIPROVODHOZ"	Engineering and research services	139,659.84
Kazakhstan	PI "APPLIED ECONOMICS RESEARCH CENTRE"	Engineering and research services	52,575.26
Kazakhstan	SAAD-OTEL LLP	Travel, food and lodging	37,459.21
Kazakhstan	TERM-ENGINEERING-NT LLP	Engineering and research services	78,961.60
Kazakhstan	VEKTRON 85 LTD	Building and maintenance services	77,982.44
Kenya	ASSAN NG'OMBE	Management and admin services	42,000.00
Kenya	AYUB GITONGA MMUTHUIBA	Management and admin services	33,585.78
Kenya	BAKER TILLY MERALI'S	Financial and insurance services	76,275.00
Kenya	BCDTRAVEL	Transportation, storage, mail services	312,866.00
Kenya	C.M.C MOTORS GROUP LIMITED	Motor vehicles and parts	38,226.55
Kenya	CIRCUIT BUSINESS SYSTEMS LTD	Electrical systems components	4,630.00
Kenya	CIRCUIT BUSINESS SYSTEMS LTD	IT and communications equipment	19,550.00
Kenya	CIRCUIT BUSINESS SYSTEMS LTD	Office equipment	15,716.00
Kenya	DESIGNWEAR LTD	Furniture	49,143.07
Kenya	DI INTERNATIONAL LIMITED	Public sector related services	62,070.00
Kenya	DICKSON LIYAYI MAGOTSI	Management and admin services	33,469.50
Kenya	ECODEV LIMITED	Education and training services	31,973.64
Kenya	ERIC MWANIA KIVAVI	Management and admin services	42,130.00
Kenya	FAIZA ABDALLA MOHAMED	Management and admin services	483,487.20
Kenya	GREEN PARK GOLF & COUNTRY COMPLEX	Education and training services	108,357.37
Kenya	HABITAT PLANNERS LIMITED	Environmental services	32,376.02
Kenya	HAIN LIFESCIENCE EAST AFRICA	Medical equipment	58,928.63
Kenya	INFOGEN SOLUTIONS LIMITED	IT and communications equipment	34,477.76
Kenya	INFOTRAK RESEARCH & CONSULTING LIMITED	Engineering and research services	44,888.76
Kenya	INFOTRAK RESEARCH & CONSULTING LIMITED	Public order and security services	76,609.09
Kenya	INTELLISOFT CONSULTING LIMITED	Management and admin services	204,014.00
Kenya	INTERCONTINENTAL NAIROBI	Education and training services	220,940.49
Kenya	INTERMEDIA DEVELOPMENT CONSULTANTS LTD	Management and admin services	226,051.50
Kenya	INTERMEDIA DEVELOPMENT CONSULTANTS LTD	Transportation, storage, mail services	21,840.00
Kenya	INTERNATIONAL ALERT	Education and training services	16,269.00
Kenya	INTERNATIONAL ALERT	Published products	37,961.00
Kenya	IPE GLOBAL (AFRICA) LIMITED	Management and admin services	231,325.00
Kenya	KENNEDY TSOSY	Management and admin services	32,180.00

Location of supplier	Supplier name	Category description	Value (USD)
UNDP continued			
Kenya	KENYA BROADCASTING CORPORATION	Printing, photo and AV equipment	58,867.62
Kenya	KENYA COMMUNITY MEDIA NETWORK	Domestic appliances and electronics	35,158.74
Kenya	KENYA COMMUNITY MEDIA NETWORK	Public sector related services	35,158.74
Kenya	KENYATTA INTERNATIONAL CONVENTION CENTRI	Education and training services	71,307.53
Kenya	KUZA BIASHARA LIMITED	Politics and civic affairs services	40,000.00
Kenya	LAICO REGENCY HOTEL	Education and training services	328,974.43
Kenya	LAUGH INDUSTRY LIMITED	Editorial, design, graphic services	63,846.15
Kenya	LAUGH INDUSTRY LIMITED	Published products	9,615.38
Kenya	LUQMAN PETROLEUM LTD	Transportation, storage, mail services	40,000.00
Kenya	MANCHESTER OUTFITTERS LIMITED	Apparel, luggage and personal care	254,230.00
Kenya	MANCHESTER OUTFITTERS LIMITED	Editorial, design, graphic services	127,660.00
Kenya	MANCHESTER OUTFITTERS LIMITED	Management and admin services	2,553.20
Kenya	MANCHESTER OUTFITTERS LIMITED	Transportation, storage, mail services	12,766.00
Kenya	MERU SLOPES HOTEL	Education and training services	35,671.79
Kenya	NAME WITHHELD FOR SECURITY REASONS	Financial and insurance services	-
Kenya	NAME WITHHELD FOR SECURITY REASONS	Management and admin services	1,152,008.47
Kenya	NAME WITHHELD FOR SECURITY REASONS	Transportation, storage, mail services	825.00
Kenya	NAME WITHHELD FOR SECURITY REASONS	Travel, food and lodging	23,620.00
Kenya	NEWMAN GROUP LIMITED	Apparel, luggage and personal care	26,800.00
Kenya	NEWMAN GROUP LIMITED	Financial and insurance services	500.00
Kenya	NEWMAN GROUP LIMITED	Material handling machinery	6,095.00
Kenya	NEWMAN GROUP LIMITED	Transportation, storage, mail services	1,500.00
Kenya	NONE ON RECORD	Education and training services	418,943.00
Kenya	PACIFIC STATIONERS KENYA LIMITED	Paper materials and products	23,457.99
Kenya	PACIFIC STATIONERS KENYA LIMITED	Printing, photo and AV equipment	12,807.18
Kenya	PETER MURIMI NGARI	Management and admin services	126,921.74
Kenya	PETER MWALU MWAMACHI	Management and admin services	31,878.95
Kenya	PREDICTIVE ANALYTICAL RESOURCES LIMITED	Management and admin services	47,192.22
Kenya	PRICEWATERHOUSECOOPERS	Financial and insurance services	102,535.00
Kenya	PRICEWATERHOUSECOOPERS LIMITED	Financial and insurance services	285,250.00
Kenya	RAMCO PRINTING WORKS	Editorial, design, graphic services	229,832.86
Kenya	ROYAL CITY HOTEL LIMITED	Education and training services	39,155.32
Kenya	ROYAL MEDIA SERVICES LTD	Printing, photo and AV equipment	65,328.91
Kenya	SAFARI PARK HOTEL LTD	Education and training services	645,168.56
Kenya	SAROVA PANAFRIC HOTEL	Education and training services	76,745.41
Kenya	SAROVA PANAFRIC HOTEL	Travel, food and lodging	85,632.93
Kenya	SAROVA STANLEY HOTEL	Education and training services	97,631.99
Kenya	SAROVA WHITESANDS HOTEL	Education and training services	73,790.39
Kenya	SCHOLASTICA A.MARENYA	Management and admin services	60,594.00
Kenya	SECURITY RESEARCH & INFORMATION CENTRE	Engineering and research services	150,000.00
Kenya	SENTRIM KENYA LIMITED	Education and training services	36,699.27
Kenya	SHAYONA STATIONERS (A) LTD.	Furniture	47,160.00
Kenya	SHAYONA STATIONERS (A) LTD.	Material handling machinery	40,800.00
Kenya	SHAYONA STATIONERS (A) LTD.	Transportation, storage, mail services	44,500.00
Kenya	SIGHT AND SOUND COMPUTERS LTD	Printing, photo and AV equipment	36,315.00
Kenya	SIRIKWA ELDORET HOTEL LTD	Education and training services	37,179.06
Kenya	SOLOH WORLWIDE INTER-ENTERPRISES LTD	Editorial, design, graphic services	48,969.18
Kenya	SOS KINDERDORF INTERNATIONAL	Travel, food and lodging	112,526.00
Kenya	STEPHEN NDORE MUTIMBA	Management and admin services	32,961.78
Kenya	TRANSMILLENIUM PROPERTY GROUP LTD	Building and maintenance services	34,324.85
Kenya	TRANSMILLENIUM PROPERTY GROUP LTD	Management and admin services	352,677.82
Kenya	UNITED NATIONS OFFICE AT NAIROBI	Editorial, design, graphic services	35,608.00
Kenya	UNON	Transportation, storage, mail services	30,245.72
Kenya	VOI WILDLIFE LODGE	Printing, photo and AV equipment	96.76
Kenya	VOI WILDLIFE LODGE	Travel, food and lodging	30,100.81
Kenya	WAMUKOYA GEORGE & ASSOCIATES	Management and admin services	84,500.00
Kenya	WARRIOR SECURITY	Public order and security services	46,140.00
Kenya	WASHINGTON OSUTA AYIEMBA	Management and admin services	69,515.00
Kenya	WFP SOMALIA	Motor vehicles and parts	68,016.95
Kenya	WFP SOMALIA	Transportation, storage, mail services	864,457.04
Kenya	WFP SOMALIA - UNHAS	Transportation, storage, mail services	644,077.28
Kuwait	AALAA TRANSLATION COMPANY	Education and training services	67,647.06
Kuwait	ADLINK FOR ADVERTISING	Editorial, design, graphic services	35,555.56
Kuwait	AL MULLA SECURITY CO W.L.L	Public order and security services	148,026.32
Kuwait	CHINARA ISRAILOVA	Management and admin services	52,800.00
Kuwait	DIYAR UNITED TRADING & CONTRACTING	Engineering and research services	1,817,280.00
Kuwait	G5 GENERAL TRADING & CONTRACTING CO.	Building and maintenance services	67,278.72
Kuwait	KPMG ADVISORY S.P.A.	Management and admin services	498,858.40
Kuwait	KUWAIT PLAZA HOTEL	Travel, food and lodging	47,058.82
Kuwait	MOHAMMAD A ALLAHOU	Management and admin services	30,000.00
Kuwait	MOHAMMAD MAHDI KHOSROZAD	Management and admin services	38,400.00
Kuwait	NATIONAL INFORMATION TECHNOLOGY COMPAI	Engineering and research services	202,897.05
Kuwait	OSAMA MOHAMED MATRI	Management and admin services	38,104.00
Kuwait	PWC ADVISORY SERVICES CO.	Engineering and research services	295,756.00
Kuwait	SAMEER AL GHARABALY GENERAL TRADING &CO	Engineering and research services	133,251.65
Kuwait	SAMEH MOHAMMAD RAGAB ELSHARKAWY	Editorial, design, graphic services	68,254.20
Kuwait	SHERATON HOTEL KUWAIT	Travel, food and lodging	47,213.11
Kuwait	TRI INTERNATIONAL CONSULTING GROUP	Engineering and research services	584,999.98
Kuwait	UNITED BUSINESS GROUP GENERAL TRADING AN	IT and communications equipment	63,052.00
Kuwait	VIVA ENTERTAINMENT, LLC D/B/A CREATIVE	Editorial, design, graphic services	1,816,466.63
Kyrgyzstan	5 PALCEV LTD	Editorial, design, graphic services	49,000.00
Kyrgyzstan	888 GRUPP LLC	Travel, food and lodging	52,499.70
Kyrgyzstan	ABM AUTO LLC	Motor vehicles and parts	65,200.00
Kyrgyzstan	ADVER GROUP LTD	Editorial, design, graphic services	32,792.00

Location of supplier	Supplier name	Category description	Value (USD)
UNDP continued			
Kyrgyzstan	AGENCY OF SOCIAL TECHNOLOGIES	Politics and civic affairs services	33,870.00
Kyrgyzstan	ALIANS MOLODEJI OBSHESTVENNYI FOND	Farming, fishing, forestry services	38,750.00
Kyrgyzstan	AMAN-TAI LTD	Building and maintenance services	5,760.00
Kyrgyzstan	AMAN-TAI LTD	Management and admin services	136,080.00
Kyrgyzstan	AMAN-TAI LTD	Public sector related services	6,360.00
Kyrgyzstan	AYAN GRUPP LLC	Structures, construction components	41,316.95
Kyrgyzstan	AYAN GRUPP LLC	Transportation, storage, mail services	1,869.95
Kyrgyzstan	BATAI STROI LLC	Engineering and research services	31,325.79
Kyrgyzstan	BEKMUK SERVIS LLC	Engineering and research services	87,935.10
Kyrgyzstan	BISHKEK LADA LLC	Motor vehicles and parts	173,800.00
Kyrgyzstan	BRANCH OF THE REGIONAL ENVIRONMENTAL	Environmental services	66,889.00
Kyrgyzstan	CENTER FOR PUBLIC POLICY	Politics and civic affairs services	34,640.00
Kyrgyzstan	CENTRAL ASIAN ALLIANCE FOR WATER PUBLIC	Politics and civic affairs services	283,633.00
Kyrgyzstan	CJSC COMPANY MANAS MANAGEMENT	Material handling machinery	43,696.25
Kyrgyzstan	DOOR MEDIA PUBLIC FOUNDATION	Public sector related services	39,712.00
Kyrgyzstan	ENTITY "NII ENERGETIKI I EKONOMIKI PRI G	Building and maintenance services	58,500.00
Kyrgyzstan	ERBI LTD	Industrial manufacturing machinery	33,237.00
Kyrgyzstan	GALIEV TAALAIBEK IDRISOVICH	Management and admin services	44,000.00
Kyrgyzstan	IBRAIMOV AIBEK SULTANOVICH	Management and admin services	30,000.00
Kyrgyzstan	INDEPENDENT ECOLOGICAL EXPERTISE	Environmental services	38,180.00
Kyrgyzstan	INSTITUT PUBLICHNOGO PRAVA UCHREJDENIE	Politics and civic affairs services	49,000.00
Kyrgyzstan	KARVEN FOUR SEASONS LLC	Travel, food and lodging	38,704.00
Kyrgyzstan	KYRGYZ TOUR SERVICE LLC	Travel, food and lodging	37,532.31
Kyrgyzstan	LEGAL AND BUSINESS DEVELOPMENT FOUNDATI(	Organizations and clubs	67,269.60
Kyrgyzstan	MAB-ULA LTD	Education and training services	28,338.00
Kyrgyzstan	MAB-ULA LTD	Travel, food and lodging	2,264.00
Kyrgyzstan	MUTAKALIM PROGRESSIVNOE OBSHESTVENNOE	Education and training services	128,654.00
Kyrgyzstan	NAME WITHHELD FOR SECURITY REASONS	Management and admin services	236,933.84
Kyrgyzstan	NAME WITHHELD FOR SECURITY REASONS	Transportation, storage, mail services	5,200.00
Kyrgyzstan	NAME WITHHELD FOR SECURITY REASONS	Travel, food and lodging	4,853.00
Kyrgyzstan	OO AGENTSTVO MODERNIZATSII I RAZVITIYA	Environmental services	47,870.00
Kyrgyzstan	PP MINUR LTD	Structures, construction components	145,849.05
Kyrgyzstan	PRIMEVARA LTD	Engineering and research services	300.00
Kyrgyzstan	PRIMEVARA LTD	Laboratory and testing equipment	30,624.00
Kyrgyzstan	PRIMEVARA LTD	Transportation, storage, mail services	3,690.00
Kyrgyzstan	PROMOTANK LIMITED LIABILITY COMPANY	Financial and insurance services	150,783.00
Kyrgyzstan	PU TSENTR POMOSHI JENSHINAM	Public sector related services	30,929.00
Kyrgyzstan	TORT GULSKAIA PEREDVIZHNAIA	Structures, construction components	71,896.14
Kyrgyzstan	TRAVEL PARTNER LLC	Education and training services	32,805.00
Kyrgyzstan	TSENTR ISSLEDOVANIIA DEMOKRATICHESKIKH P	Organizations and clubs	109,867.60
Kyrgyzstan	YOUTH OF OSH PUBLIC ASSOCIATION	Politics and civic affairs services	184,575.35
Lao People's Democratic Republic	ELATE INTERNATIONAL PVT SOLE CO., LTD	Mining and well drilling equipment	48,000.00
Lao People's Democratic Republic	ENTERPRISE DEVELOPMENT CONSULTANT	Education and training services	35,333.09
Lao People's Democratic Republic	NAME WITHHELD FOR SECURITY REASONS	Management and admin services	72,240.50
Lao People's Democratic Republic	PHANTHANOUSONE KHENNAVONG	Management and admin services	66,000.00
Lao People's Democratic Republic	S.O.A.CO., LTD	Electrical systems components	1,200.00
Lao People's Democratic Republic	S.O.A.CO., LTD	IT and communications equipment	30,973.00
Lao People's Democratic Republic	S.O.A.CO., LTD	Office equipment	60,733.29
Lao People's Democratic Republic	S.SANGUANE TYRE SHOP	Motor vehicles and parts	44,827.14
Lao People's Democratic Republic	VANNAVONG CONSTRUCTION CO., LTD.	Engineering and research services	154,875.19
Lao People's Democratic Republic	WILDLIFE CONSERVATION ASSOCIATION	Environmental services	128,655.84
Latvia	ARSENAL TECH SIA	Security and safety equipment	47,117.52
Latvia	NAME WITHHELD FOR SECURITY REASONS	Management and admin services	140,066.21
Latvia	NAME WITHHELD FOR SECURITY REASONS	Transportation, storage, mail services	500.00
Latvia	NAME WITHHELD FOR SECURITY REASONS	Travel, food and lodging	18,000.00
Latvia	OLAINFARM AKCIJU SABIEDRIBA	Pharmaceuticals, contraceptives, vaccines	42,120.00
Latvia	SIA "MAGNIPHARMA"	Pharmaceuticals, contraceptives, vaccines	7,351,520.77
Lebanon	A. N. BOUKATHER SAL	Motor vehicles and parts	115,500.00
Lebanon	ABDEL RAOUF CHBARO CO ARCC SARL	Engineering and research services	270,181.81
Lebanon	ABDELMASSIH TRADING COMPANY S.A.R.L.	Motor vehicles and parts	59,500.00
Lebanon	ACCROPOD SARL	Engineering and research services	1,073,336.30
Lebanon	ACCROPOD SARL	Management and admin services	154,844.13
Lebanon	ACCROPOD SARL	Politics and civic affairs services	6,385.15
Lebanon	ACCROPOD SARL	Structures, construction components	63,851.50
Lebanon	AIR CONDITIONING EQP MESKAOUI CO ACEMCO	Engineering and research services	171,267.27
Lebanon	AKKAR NETWORK FOR DEVELOPMENT	Education and training services	27,104.00
Lebanon	AKKAR NETWORK FOR DEVELOPMENT	Engineering and research services	6,776.00
Lebanon	AL-JIHAD FOR COMMERCE & CONTRACTING SAL	Engineering and research services	2,360,910.12
Lebanon	AL BONYAN COMPANY FOR ENG.&CONTRACTING	Engineering and research services	892,079.50
Lebanon	AL ITTIHAD FOR ENGINEERING & CONTR. SARL	Engineering and research services	40,752.00
Lebanon	AL MAHRAN GROUP INTL	Mineral and textile materials	24,180.00
Lebanon	AL MAHRAN GROUP INTL	Transportation, storage, mail services	46,940.00
Lebanon	AL MAHRAN GRP FOR GEN. CONT. &TRAD. SARL	Published products	45,150.00
Lebanon	AL ZAHRAA TRADING & CONTRACTING	Live plant and animal material	67,650.00
Lebanon	AL ZAHRAA TRADING & CONTRACTING	Transportation, storage, mail services	548,400.00
Lebanon	AL ZAHRAA TRADING AND CONTRACTING SARL	Engineering and research services	252,885.22
Lebanon	ALBINA SAL	Engineering and research services	587,743.45
Lebanon	ALMOUSTAFA FOR TRADING & CONTRACTING CO	Engineering and research services	34,955.00
Lebanon	AMERICAN UNIVERSITY OF BEIRUT	Engineering and research services	50,776.00
Lebanon	ANTOINE MANSOUR	Management and admin services	37,500.00
Lebanon	ARAB AFRICAN INTERNATIONAL BANK	Management and admin services	798,500.03
Lebanon	ASACO GENERAL TRADE & CONTRACTING	Engineering and research services	125,262.50
Lebanon	ASD INTERNATIONAL FOR TRANS. &GEN. CONTR	Engineering and research services	385,858.77
Lebanon	ASSOCIATION LRC	Politics and civic affairs services	85,000.00

Location of supplier	Supplier name	Category description	Value (USD)
UNDP continued			
Lebanon	ASSOCIATION NABAD FOR DEVELOPMENT	Politics and civic affairs services	49,000.00
Lebanon	ATAYEB AL-RIF COOPERATIVE	Education and training services	65,000.00
Lebanon	ATAYEB AL-RIF COOPERATIVE	Management and admin services	65,000.00
Lebanon	AVIS	Transportation, storage, mail services	31,910.40
Lebanon	AWKAL AND SAIDAH FOR STEEL AND GENE TRAD	Management and admin services	182,675.00
Lebanon	BABA HOME	Engineering and research services	35,245.00
Lebanon	BALADI FRERES SAL	Farming, fishing equipment	137,348.00
Lebanon	BASSOUL HENEINE SAL	Motor vehicles and parts	38,250.00
Lebanon	BAZERJI MOTORS SAL	Management and admin services	150.00
Lebanon	BAZERJI MOTORS SAL	Motor vehicles and parts	30,200.00
Lebanon	BETA FOR ENGINEERING AND CONTRACTING	Engineering and research services	176,283.75
Lebanon	BEYOND REFORM & DEV. / IRADA GROUP SAL	Management and admin services	267,502.50
Lebanon	BIAT	Management and admin services	217,681.14
Lebanon	BISCO SARL	Motor vehicles and parts	93,230.00
Lebanon	BOU CHALHOUB IND. & COMM. EST.	Material handling machinery	36,000.00
Lebanon	BSO BUSINESS SERVICES OFFICE	Management and admin services	636,484.08
Lebanon	BUREAU VERITAS LIBAN S.A.L.	Engineering and research services	251,294.73
Lebanon	CHAAR FOR CONTRACTING SARL	Engineering and research services	209,716.41
Lebanon	CHADDAD GROUP SARL	Engineering and research services	184,897.76
Lebanon	CHAMBER OF COM. IND.&AGR.OF ZAHLE&BEKAA	Management and admin services	134,200.00
Lebanon	CITY FURNITURE SAL	Furniture	111,917.30
Lebanon	CITY FURNITURE SAL	Management and admin services	24,379.09
Lebanon	COMMERCIAL BUILDINGS COMPANY SAL	Management and admin services	61,400.00
Lebanon	COMMERCIAL BUILDINGS COMPANY SAL	Public sector related services	2,520.00
Lebanon	CONSTRUCTION SERVICES COMPANY SARL	Engineering and research services	154,181.15
Lebanon	CONSUL.MANAG&CONTRAC SAL OFFSHORE	Electrical systems components	488,884.00
Lebanon	CONSUL.MANAG&CONTRAC SAL OFFSHORE	Healthcare services	57,500.00
Lebanon	CONSULTATION AND RESEARCH INSTITUTE	Management and admin services	55,630.00
Lebanon	DANASH CONTRACTING & TRADING COMPANY	Engineering and research services	234,521.80
Lebanon	DAR AL HANDASAH NAZIH TALEB & PARTNERS	Engineering and research services	30,000.00
Lebanon	DEVELOPMENT ENGINEERING CONTRACTING DEC	Engineering and research services	163,590.00
Lebanon	DEVELOPMENT FOR PEOPLE AND NATURE ASSOC	Engineering and research services	76,520.00
Lebanon	DEVELOPMENT RESARCH CENTER	Management and admin services	133,215.00
Lebanon	DORSAL UNITED SAL	Engineering and research services	35,350.00
Lebanon	E2 ENGINEERING SARL	Industrial manufacturing machinery	70,000.00
Lebanon	EARTH LINK & ADV. RESOURCES DEV. SAL	Education and training services	94,800.00
Lebanon	EARTH LINK & ADV. RESOURCES DEV. SAL	Environmental services	228,763.70
Lebanon	EASTERN TACT COMPANY SAL	Engineering and research services	383,883.42
Lebanon	ECONOMENA ANALYTICS SARL	Engineering and research services	96,000.00
Lebanon	EDAN GROUP INTERNATIONAL SAL	Power generation machinery	503,300.00
Lebanon	ENG. & BUILDING CO. EBCO (BITAR) SARL	Engineering and research services	325,600.25
Lebanon	ENGINEER ELIE MAALOUF CO. SAL (EMC)	Engineering and research services	1,672,331.29
Lebanon	ETAC SAL	Electrical systems components	2,001,724.00
Lebanon	ETAC SAL	Engineering and research services	3,900.00
Lebanon	ETAC SAL	Industrial manufacturing services	87,582.00
Lebanon	ETAC SAL	Mineral and textile materials	30,456.00
Lebanon	ETAC SAL	Transportation, storage, mail services	10,000.00
Lebanon	ETS AHLCO ABOU HALLOUN CONSTRUCTION	Building and maintenance services	56,456.00
Lebanon	ETS AHLCO ABOU HALLOUN CONSTRUCTION	Engineering and research services	316,026.72
Lebanon	EUROMENA CONSULTING LTD	Politics and civic affairs services	74,825.00
Lebanon	FADI ALI MAKKI	Management and admin services	97,780.00
Lebanon	FOLIC AUTOMOTIVE S.A.L	Motor vehicles and parts	70,000.00
Lebanon	FOR DEVELOPMENT C.C.	Education and training services	122,550.00
Lebanon	FOUAD DIAB EST.	Engineering and research services	30,590.00
Lebanon	FRIGOLIBAN SAL	Management and admin services	238,984.00
Lebanon	FUTURE POWER	Power generation machinery	98,975.00
Lebanon	GABRIEL ABOU ADAL & CO SAL	Motor vehicles and parts	125,500.00
Lebanon	GCS COMPUTERS	IT and communications equipment	75,114.00
Lebanon	GHADDAR COMMERCE & CONSTRUCTION	Engineering and research services	101,364.40
Lebanon	GROUP 4 SECURITY SERVICES LEBANON SAL	Public order and security services	75,600.00
Lebanon	HACHETTE ANTOINE SAL	Editorial, design, graphic services	30,975.00
Lebanon	HANI DAHER TRADING & CONTRACTING	Engineering and research services	389,838.32
Lebanon	HICON SARL	Engineering and research services	708,612.17
Lebanon	HISHAM AZAR	Management and admin services	72,000.00
Lebanon	HOTEL AL BUSTAN	Travel, food and lodging	104,827.30
Lebanon	HUMAN CALL ASSOCIATION	Education and training services	120,000.00
Lebanon	ICCS SARL	IT and communications equipment	30,870.00
Lebanon	ICCS SARL	Printing, photo and AV equipment	2,610.00
Lebanon	ICEBERG SARL	Management and admin services	279,880.00
Lebanon	IIMAR GENERAL CONTRACTING	Engineering and research services	777,679.09
Lebanon	IMPEX TRADING CO. (LEBANON) S.A.L	Motor vehicles and parts	215,700.00
Lebanon	INTEGRATED DIGITAL SYSTEMS (IDS)	Engineering and research services	322,380.00
Lebanon	INTERNATIONAL ALERT	Politics and civic affairs services	99,125.00
Lebanon	INTERNATIONAL LOGISTICS SERVICES S.A.L	Medical equipment	747,497.23
Lebanon	INTERNATIONAL LOGISTICS SERVICES S.A.L	Sports and recreational equipment	131,325.00
Lebanon	INTEROFFICE OFFICE FURNITURE S.A.R.L.	Furniture	96,346.00
Lebanon	INTERTECH GROUP SAL	Farming, fishing equipment	164,760.00
Lebanon	INTERTECH GROUP SAL	Furniture	97,800.00
Lebanon	INTERTECH GROUP SAL	Sports and recreational equipment	144,900.00
Lebanon	INTRA INVESTMENT CO.S.A.L	Management and admin services	146,699.00
Lebanon	JAWAD ENGINEERING, CONTR & GEN.TRADIN.CO	Engineering and research services	245,459.00
Lebanon	KAIN GROUP EST.	Material handling machinery	42,897.00
Lebanon	KAIN GROUP EST.	Motor vehicles and parts	665,619.00
Lebanon	KAIN GROUP EST.	Transportation, storage, mail services	1,000.00

Location of supplier	Supplier name	Category description	Value (USD)
UNDP continued			
Lebanon	KAMA SARL	Sports and recreational equipment	54,158.23
Lebanon	KHALIFE COMPUTER & OFFICE MACHINERY EST	Engineering and research services	47,604.05
Lebanon	KHONAYSSER MOTORS SARL	Motor vehicles and parts	116,225.10
Lebanon	KILZI & CO SAL	Industrial manufacturing machinery	84,600.00
Lebanon	KILZI & CO SAL	Management and admin services	141,000.00
Lebanon	KNOWLEDGE DEV. CO.	Organizations and clubs	35,902.51
Lebanon	KNOWLEDGE DEV. CO.-JEAN DIB HAJJ	Management and admin services	30,134.94
Lebanon	KNOWLEDGE DEVELOPMENT COMPANY	Education and training services	147,821.00
Lebanon	KREDO S.A.L.	Engineering and research services	43,200.00
Lebanon	KURBAN TRAVEL SERVICES	Transportation, storage, mail services	134,960.46
Lebanon	LACECO SAL	Engineering and research services	139,753.00
Lebanon	LACECO SAL	Management and admin services	41,840.00
Lebanon	LEBANESE ENGINEERING & CONTRACTING (LEC)	Engineering and research services	134,243.40
Lebanon	LEBANESE RED CROSS	Education and training services	42,700.00
Lebanon	LEBANON SUPPORT	Engineering and research services	140,000.00
Lebanon	LEILA ULLRICH	Education and training services	18,600.00
Lebanon	LEILA ULLRICH	Management and admin services	33,600.00
Lebanon	M.EZZAT JALLAD & FILS	Motor vehicles and parts	221,100.00
Lebanon	M.M. FOR COMMERCE & CONTRACTING SARL	Engineering and research services	44,158.80
Lebanon	M.SPECIAL CAR ARMORING-MSCA	Transportation, storage, mail services	51,211.00
Lebanon	MAHARAT FOUNDATION	Public sector related services	108,000.00
Lebanon	MAKASSED PHILANTHROPIC ASSOCIATION	Education and training services	84,878.00
Lebanon	MAKASSED PHILANTHROPIC ASSOCIATION	Management and admin services	169,756.00
Lebanon	MEAMAR FOR ENGINEERING & DEVELOPMENT	Engineering and research services	335,847.27
Lebanon	MEDCONSUL MIDDLE EAST S.A.R.L.	Medical equipment	45,690.00
Lebanon	MEDICAP	Medical equipment	67,610.00
Lebanon	MEDILAB S.A.R.L.	Material handling machinery	372,730.00
Lebanon	MEDILAB S.A.R.L.	Motor vehicles and parts	152,800.00
Lebanon	MEEM CREATIVE HUB	Public sector related services	73,000.00
Lebanon	MEZHER STEEL STRUCTURE SARL	Management and admin services	255,800.00
Lebanon	MIDDLE EAST DEVELOPMENT CO. SAL	Motor vehicles and parts	670,900.00
Lebanon	MOHAMED WALID ATEF NAKIB	Management and admin services	117,000.00
Lebanon	MOUAWAD VILLAGE BROUMANA SAL	Travel, food and lodging	53,186.00
Lebanon	MULTIMEDIA MEGASTORE SAL	IT and communications equipment	127,420.00
Lebanon	NAME WITHHELD FOR SECURITY REASONS	Management and admin services	1,785,734.08
Lebanon	NAME WITHHELD FOR SECURITY REASONS	Transportation, storage, mail services	7,200.00
Lebanon	NASIMCO EST FOR GEN.TRAD.&CONT.	Engineering and research services	258,715.18
Lebanon	NATALIA JOSEPH MENHALL	Management and admin services	116,935.50
Lebanon	NATASSICO SAL OFFSHORE	Healthcare services	58,000.00
Lebanon	NATASSICO SAL OFFSHORE	Mineral and textile materials	71,432.50
Lebanon	NATIONAL INST. SOC. CARE&VOCAT. TRAINING	Education and training services	48,110.00
Lebanon	NATIONAL INST. SOC. CARE&VOCAT. TRAINING	Healthcare services	40,000.00
Lebanon	NATIONAL INST. SOC. CARE&VOCAT. TRAINING	Politics and civic affairs services	77,015.00
Lebanon	OAKSAND SARL	Engineering and research services	215,961.60
Lebanon	OAKSAND SARL	Politics and civic affairs services	5,399.04
Lebanon	OMAR & FARES & FADI & NAIM FOUAD TAKLA	Management and admin services	99,800.00
Lebanon	PERFECT CLEAN (ABOU CHEBL & CO)	Building and maintenance services	34,836.00
Lebanon	PHOENIX ENERGY S.A.L	Engineering and research services	782,050.00
Lebanon	POWER SERVICES & CONTRACTING S.A.R.L	Transportation, storage, mail services	783,500.00
Lebanon	PRO-FOAM PACK SAL	Management and admin services	310,944.00
Lebanon	PROPERTY MANAGEMENT CONSULTANCY SARL	Building and maintenance services	44,580.00
Lebanon	RANIA MOHAMAD MARWAN OWEIDA	Management and admin services	38,000.00
Lebanon	RASAMNY YOUNIS MOTOR CO SAL	Motor vehicles and parts	94,100.00
Lebanon	RASAMNY YOUNIS MOTOR CO.SAL	Motor vehicles and parts	33,880.00
Lebanon	SETS SAL	Electrical systems components	1,177.00
Lebanon	SETS SAL	IT and communications equipment	27,980.00
Lebanon	SETS SAL	Management and admin services	889.00
Lebanon	SETS SAL	Security and safety equipment	35,000.00
Lebanon	SHEILD	Management and admin services	155,400.00
Lebanon	SOCIETE LIBANSOL S.A.R.L.	Industrial manufacturing machinery	48,400.00
Lebanon	SOCIETE LIBANSOL S.A.R.L.	Material handling machinery	76,210.00
Lebanon	SOCIETE LIBANSOL S.A.R.L.	Motor vehicles and parts	40,650.00
Lebanon	SOCIETE LIBANSOL S.A.R.L.	Transportation, storage, mail services	2,420.00
Lebanon	SOCIETE SAADE AGRICOLE	Farming, fishing equipment	156,000.00
Lebanon	SOCIETE SAADE AGRICOLE	Motor vehicles and parts	37,940.90
Lebanon	SOLARNET	Engineering and research services	701,304.51
Lebanon	SPECTRUM ENGINEERING CONSULTANTS	Engineering and research services	211,000.00
Lebanon	SPECTRUM ENGINEERING CONSULTANTS	Politics and civic affairs services	8,740.00
Lebanon	STE ARABIAN COMPANY FOR TRADING & CONT.	Engineering and research services	352,830.67
Lebanon	STE ARINA ENERGY SAL	Engineering and research services	184,832.00
Lebanon	STE BUREAU HAMID KAIROUZ S.A.L.	Engineering and research services	653,856.09
Lebanon	STE ROCHE FOR CONSTRUCTION & ROAD SARL	Engineering and research services	773,721.18
Lebanon	TEAM INTERNATIONAL ENG.&MANG.CONSULTAN	Engineering and research services	255,705.00
Lebanon	THE POPULAR AID FOR RELIEF & DEVELOPMENT	Education and training services	48,000.00
Lebanon	TOHME CONTRACTING	Building and maintenance services	122,783.00
Lebanon	TRACKSPARCO BACHALANY	Management and admin services	3,400.00
Lebanon	TRACKSPARCO BACHALANY	Motor vehicles and parts	628,600.00
Lebanon	TRIANGLE CONSULTING SAL	Engineering and research services	67,840.00
Lebanon	TRICOM S.A.R.L.	Engineering and research services	937,588.80
Lebanon	TRIPLE E SARL	Engineering and research services	40,500.00
Lebanon	UN ESCWA	Material handling machinery	86.10
Lebanon	UN ESCWA	Public order and security services	48,405.00
Lebanon	UNIVERSITE SAINT-JOSEPH	Education and training services	50,730.00
Lebanon	UNIVERSITY OF BALAMAND	Environmental services	53,059.00

Location of supplier	Supplier name	Category description	Value (USD)
UNDP continued			
Lebanon	UNSCOL	Financial and insurance services	566.00
Lebanon	UNSCOL	Management and admin services	36,017.00
Lebanon	WAKF DES GREC-ORTHODOXES	Building and maintenance services	9,000.00
Lebanon	WAKF DES GREC-ORTHODOXES	Financial and insurance services	2,175.00
Lebanon	WAKF DES GREC-ORTHODOXES	Management and admin services	31,972.52
Lebanon	WATER & POWER ENGINEERING SAL	Engineering and research services	145,435.97
Lebanon	YAMEN EST. FOR GENERAL TRAD. & CONTRACT.	Engineering and research services	2,750,021.47
Lebanon	YOUMN AL ASSAAD	Management and admin services	71,000.00
Lebanon	YOUNES BROS S.A.R.L	Power generation machinery	2,409,096.00
Lebanon	YOUNES BROS S.A.R.L	Transportation, storage, mail services	14,350.00
Lebanon	YOUNG MENS CHRISTIAN ASSOCIATION OF LEB	Environmental services	61,812.00
Lebanon	YOURS ASSOCIATION	Engineering and research services	49,862.00
Lesotho	IMA INTERNATIONAL LTD	Education and training services	58,400.00
Lesotho	MASERU TOYOTA	Motor vehicles and parts	37,432.79
Lesotho	MOUNTAIN VIEW HOTEL (PTY) LTD.	Travel, food and lodging	45,468.96
Lesotho	NAME WITHHELD FOR SECURITY REASONS	Management and admin services	69,000.00
Lesotho	NAME WITHHELD FOR SECURITY REASONS	Transportation, storage, mail services	7,337.00
Lesotho	ORION MOHALE LODGE	Travel, food and lodging	43,080.56
Lesotho	VICTORIA HOTEL T/A SOBITA INVESTMENT	Education and training services	74,899.30
Liberia	ANTHONY W. DELINE II	Building and maintenance services	30,000.00
Liberia	ANTHONY W. DELINE II	Financial and insurance services	-
Liberia	BEEVER COMMUNICATIONS	Engineering and research services	57,990.00
Liberia	BEEVER COMMUNICATIONS	Financial and insurance services	0.00
Liberia	BEEVER COMPANY INC.	Financial and insurance services	-
Liberia	BEEVER COMPANY INC.	Power generation machinery	55,990.00
Liberia	CICA MOTORS LIBERIA INC.	Financial and insurance services	-
Liberia	CICA MOTORS LIBERIA INC.	Motor vehicles and parts	36,000.00
Liberia	DEVIN CORPORATION	Financial and insurance services	-
Liberia	DEVIN CORPORATION	Management and admin services	72,500.00
Liberia	HERITAGE PARTNERS & ASSOCIATES INC	Financial and insurance services	-
Liberia	HERITAGE PARTNERS & ASSOCIATES INC	Management and admin services	44,700.00
Liberia	INSTITUTE FOR RES AND DEMOCRATIC DEVELOP	Financial and insurance services	-
Liberia	INSTITUTE FOR RES AND DEMOCRATIC DEVELOP	Management and admin services	111,051.11
Liberia	J-MART	Financial and insurance services	-
Liberia	J-MART	Furniture	54,616.00
Liberia	J-MART	Sports and recreational equipment	6,094.00
Liberia	JOYCE FRANKFORT	Financial and insurance services	-
Liberia	JOYCE FRANKFORT	Management and admin services	90,000.00
Liberia	LIBERIA ISLAMIC UNION FOR RECONS. & DEVE	Financial and insurance services	-
Liberia	LIBERIA ISLAMIC UNION FOR RECONS. & DEVE	Structures, construction components	224,556.08
Liberia	MATELCO INC.	Apparel, luggage and personal care	57,137.50
Liberia	MATELCO INC.	Engineering and research services	97,812.00
Liberia	MATELCO INC.	Financial and insurance services	-
Liberia	MATELCO INC.	Motor vehicles and parts	52,440.00
Liberia	MWETANA CONSULTING & TECHNOLOGY GROUP	Engineering and research services	82,415.00
Liberia	MWETANA CONSULTING & TECHNOLOGY GROUP	Financial and insurance services	-
Liberia	MWETANA CONSULTING & TECHNOLOGY GROUP	IT and communications equipment	50,000.00
Liberia	NAME WITHHELD FOR SECURITY REASONS	Financial and insurance services	230.00
Liberia	NAME WITHHELD FOR SECURITY REASONS	Management and admin services	215,568.23
Liberia	NATIONAL POLICE TRAINING ACADEMY	Financial and insurance services	-
Liberia	NATIONAL POLICE TRAINING ACADEMY	Travel, food and lodging	33,887.00
Liberia	NETWORK TECHNOLOGY LIMITED INC	Engineering and research services	134,045.00
Liberia	NETWORK TECHNOLOGY LIMITED INC	Financial and insurance services	-
Liberia	PALM SPRING RESORT	Financial and insurance services	-
Liberia	PALM SPRING RESORT	Travel, food and lodging	42,751.00
Liberia	PAN AFRICAN REAL ESTATE CORPORATION	Building and maintenance services	281,034.07
Liberia	PIERRE TWEH & ASSOCIATES	Financial and insurance services	-
Liberia	PIERRE TWEH & ASSOCIATES	Management and admin services	35,000.00
Liberia	PRICEWATERHOUSECOOPERS LIBERIA LLC	Financial and insurance services	-
Liberia	PRICEWATERHOUSECOOPERS LIBERIA LLC	Management and admin services	58,472.00
Liberia	ROBERT LAWRENCE NYAHN	Financial and insurance services	-
Liberia	ROBERT LAWRENCE NYAHN	Management and admin services	43,200.00
Liberia	SOCIAL ENTREPRENEURSFOR SUSTAINABLE DEV	Financial and insurance services	-
Liberia	SOCIAL ENTREPRENEURSFOR SUSTAINABLE DEV	Management and admin services	39,160.00
Liberia	SUBAH - BELLEH ASSOCIATES	Financial and insurance services	-
Liberia	SUBAH - BELLEH ASSOCIATES	Management and admin services	74,192.00
Liberia	SUSTAINABLE DEVELOPMENT INSTITUTE	Financial and insurance services	-
Liberia	SUSTAINABLE DEVELOPMENT INSTITUTE	Management and admin services	44,351.00
Liberia	TECHNO BRAIN TANZANIA LIMITED	Engineering and research services	253,625.00
Liberia	TECHNO BRAIN TANZANIA LIMITED	Financial and insurance services	-
Liberia	THE FARMINGTON HOTEL	Financial and insurance services	-
Liberia	THE FARMINGTON HOTEL	Travel, food and lodging	44,880.00
Liberia	TSC ENGINEERING & CONSTR CONSULTANTS INC	Financial and insurance services	-
Liberia	TSC ENGINEERING & CONSTR CONSULTANTS INC	Management and admin services	59,400.00
Liberia	UNITED OFFICE SUPPLIES & EQUIPMENT	Financial and insurance services	-
Liberia	UNITED OFFICE SUPPLIES & EQUIPMENT	IT and communications equipment	27,200.00
Liberia	UNITED OFFICE SUPPLIES & EQUIPMENT	Printing, photo and AV equipment	14,920.00
Libya	AL-ABJAR FOR GENERAL CONTRACTING&REAL ES	Building and maintenance services	32,212.00
Libya	AL-BATANA CONTRACTING & REAL ESTATE	Building and maintenance services	98,132.50
Libya	ALAHRAMAT ALALAMIA FOR REAL ESTATE	Building and maintenance services	87,817.00
Libya	ALINJAZAT ALALYIA CO.	Building and maintenance services	63,199.00
Libya	ALKARAMA FOR TRAVEL & TOURISM	Transportation, storage, mail services	140,000.00
Libya	ALSARAH ALAFRIQE	Furniture	36,788.00
Libya	ALSARAH ALAFRIQE	Office equipment	1,850.00

Location of supplier	Supplier name	Category description	Value (USD)
UNDP continued			
Libya	ALSARAH ALAFRIQE	Transportation, storage, mail services	800.00
Libya	AMAZON FOR TOURISM SERVICES	Transportation, storage, mail services	53,000.00
Libya	ASSADA COMPANY FOR MEDICAL EQUIPMENTS	Laboratory and testing equipment	13,392.49
Libya	ASSADA COMPANY FOR MEDICAL EQUIPMENTS	Power generation machinery	205,652.03
Libya	AWSET AL MADINA	Building and maintenance services	875,989.47
Libya	EAMAR ALBEIDA FOR GENERAL CONSTRUCTIONS	Building and maintenance services	554,494.92
Libya	ENGINEERS CONSORTIUM COMPANY	Building and maintenance services	178,816.00
Libya	MADWIN GENERAL CONTRACTOR CO.	Building and maintenance services	289,166.00
Libya	MARAYA SIRTE GENERAL CONTRACTING COMPAN	Building and maintenance services	58,359.00
Libya	NATIONAL INVESTMENT&DEVELOPMENT CO.	Building and maintenance services	41,423.00
Libya	NAWAFED FOR IT AND TELECOM	Engineering and research services	70.00
Libya	NAWAFED FOR IT AND TELECOM	IT and communications equipment	28,388.00
Libya	NAWAFED FOR IT AND TELECOM	Printing, photo and AV equipment	1,850.00
Libya	NESMA EL JADIDA FOR CONSTRUCTION	Building and maintenance services	63,613.00
Libya	NOMADIA COMPANY FOR GENERAL CONTRACTIN	Building and maintenance services	1,317,342.90
Libya	SCAN GLOBAL LOGISTICS A/S	Transportation, storage, mail services	225,822.00
Libya	TALAE ALKHAIR CORPORATION	Building and maintenance services	134,500.00
Libya	TIENDY MOUNTAIN COMPANY	Building and maintenance services	351,231.00
Libya	TRIPOLI SAIL TRAVEL	Transportation, storage, mail services	97,000.00
Libya	UNITED NATIONS SUPPORT MISSION	Management and admin services	59,198.50
Libya	WADI ALNHIA FOR CONSTRUCTION&REAL ESTATE	Building and maintenance services	454,863.00
Lithuania	NAME WITHHELD FOR SECURITY REASONS	Management and admin services	84,700.00
Luxembourg	ELIAS HABBAR BAYLAC	Management and admin services	34,669.80
Madagascar	BEE TRADING SARL	Building and maintenance services	66,963.72
Madagascar	BOLIDA OCEAN INDIEN	Building and maintenance services	75,461.15
Madagascar	FIRST IMMO	Management and admin services	626,653.30
Madagascar	JIRO SY RANO MALAGASY	Public sector related services	51,605.41
Madagascar	MADAGASCAR INNOVATION LAB	Engineering and research services	36,116.08
Madagascar	MATERAUTO	Motor vehicles and parts	67,121.73
Madagascar	ORANGE	Domestic appliances and electronics	39,681.49
Madagascar	ORANGE	Engineering and research services	37,124.21
Madagascar	PRESTY MARK	Editorial, design, graphic services	38,905.39
Madagascar	TOYOTA GIBRALTAR	Motor vehicles and parts	378,952.01
Madagascar	VESTA SARL	Public order and security services	39,682.35
Malawi	14 TREES LIMITED	Management and admin services	85,000.00
Malawi	AFRISPHERE WORLDWIDE LIMITED	Farming, fishing, forestry services	150,000.00
Malawi	AFRISPHERE WORLDWIDE LIMITED	Management and admin services	225,000.00
Malawi	AIRTEL MALAWI	Engineering and research services	75,024.08
Malawi	BINARY SYSTEMS	Engineering and research services	128,590.00
Malawi	CONCOM PR & PUBLICITY	Management and admin services	86,657.49
Malawi	CROSSROADS HOTEL	Travel, food and lodging	174,256.01
Malawi	DAIRIBORD MALAWI LIMITED	Management and admin services	314,718.00
Malawi	DESIGN PRINTERS	Editorial, design, graphic services	109,215.95
Malawi	EDUC CONSULT	Management and admin services	41,265.47
Malawi	FATTANI OFFSET PRINTERS	Editorial, design, graphic services	121,232.90
Malawi	FOODS & FEEDS WHOLESALERS LTD T/A KAPANI	Education and training services	183,000.00
Malawi	INVISIBLE THREAD	Published products	47,879.62
Malawi	KWITHU PRODUCERS AND MARKETING CO-OPERA	Financial and insurance services	54,304.00
Malawi	LILONGWE DAIRY (2001) LIMITED	Management and admin services	533,409.75
Malawi	MALAWI POSTAL CORPORATION	Management and admin services	28,773.93
Malawi	MALAWI POSTAL CORPORATION	Transportation, storage, mail services	1,785.71
Malawi	NAME WITHHELD FOR SECURITY REASONS	Management and admin services	32,400.00
Malawi	PRESSCANE LIMITED	Politics and civic affairs services	89,449.00
Malawi	PRICEWATERHOUSECOOPERS	Management and admin services	6,421,920.67
Malawi	PRICEWATERHOUSECOOPERS	Travel, food and lodging	101,944.20
Malawi	ROSEBY INVESTMENTS	Education and training services	95,000.00
Malawi	ROSEBY INVESTMENTS	Farming, fishing, forestry services	35,000.00
Malawi	SATEMWA TEA ESTATES LTD	Politics and civic affairs services	145,650.00
Malawi	SOGECOA GOLDEN PEACOCK	Travel, food and lodging	135,523.20
Malawi	SUNSEED OIL LTD	Management and admin services	300,000.00
Malawi	TELEKOM NETWORKS MALAWI LIMITED	Engineering and research services	70,879.78
Malawi	UMODZI PARK RESORTS	Travel, food and lodging	139,347.43
Malaysia	AMINAH BTE ALI	Management and admin services	97,500.00
Malaysia	ARTMATRIX TECHNOLOGY SDN BHD	Furniture	111,917.82
Malaysia	ASIA PACIFIC INSTITUTE FOR BROADCASTING	Travel, food and lodging	73,150.00
Malaysia	CATHAY INTERIOR DESIGN (M) SDN BHD	Furniture	75,354.70
Malaysia	CIPTA ASIA WORLDWIDE SDN BHD	Editorial, design, graphic services	128,210.08
Malaysia	CIPTA ASIA WORLDWIDE SDN BHD	Management and admin services	13,000.00
Malaysia	FELTEX TRADING	Structures, construction components	35,424.98
Malaysia	HENRIK RYTTER JENSEN	Management and admin services	30,000.00
Malaysia	HI-RES GRAPHIC & PERIPHERALS SDN BHD	IT and communications equipment	243,268.74
Malaysia	HILTON KUCHING	Education and training services	77,140.81
Malaysia	INFINITY GROUP RESOURCES SDN BHD	Management and admin services	43,894.36
Malaysia	ISG ASIA (MALAYSIA) SDN. BHD.	Building and maintenance services	147,360.30
Malaysia	MINNA LIISA KRISTIINA SANERI	Management and admin services	89,200.00
Malaysia	NAME WITHHELD FOR SECURITY REASONS	Management and admin services	597,704.00
Malaysia	NESSIE SDN BHD	Management and admin services	100,000.00
Malaysia	PARAFRAME SYSTEMS SDN BHD	Education and training services	21,273.62
Malaysia	PARAFRAME SYSTEMS SDN BHD	IT and communications equipment	93,266.02
Malaysia	PE RESEARCH SDN. BHD.	Management and admin services	60,070.50
Malaysia	TAI KHIUN MIEN	Management and admin services	57,005.00
Malaysia	TIM WALSH	Management and admin services	27,000.00
Malaysia	TIM WALSH	Transportation, storage, mail services	2,000.00
Malaysia	TIM WALSH	Travel, food and lodging	14,600.00

Location of supplier	Supplier name	Category description	Value (USD)
UNDP continued			
Malaysia	UKM PAKARUNDING SDN BHD	Management and admin services	30,000.00
Malaysia	YEO BEE HONG	Management and admin services	54,500.00
Maldives	AFAMI MALDIVES PVT LTD	Politics and civic affairs services	426,027.42
Maldives	BROHOOD CONSTRUCTION PRIVATE LIMITED	Politics and civic affairs services	480,651.90
Maldives	C.D.E PVT. LTD	Management and admin services	44,010.59
Maldives	COMMUNITY DEVELOPMENT INITIATIVES	Education and training services	42,483.33
Maldives	ECO DIVERS PVT LTD	Transportation, storage, mail services	43,979.10
Maldives	EMMENGE PVT. LTD	Education and training services	31,838.87
Maldives	GTS MALDIVES PVT LTD	Distribution equipment	54,172.30
Maldives	ISMAIL HILMY	Management and admin services	82,050.00
Maldives	LAND/MARINE R.G	Environmental services	164,684.27
Maldives	LAND/MARINE R.G	Organizations and clubs	100,579.12
Maldives	LEISURE HOLIDAYS PVT LTD	Travel, food and lodging	80,275.00
Maldives	LINK SERVE PVT. LTD	IT and communications equipment	47,581.69
Maldives	MULTIPLE INVESTMENT	Distribution equipment	25,147.33
Maldives	MULTIPLE INVESTMENT	Editorial, design, graphic services	8,871.47
Maldives	MULTIPLE INVESTMENT	Medical equipment	2,333.33
Maldives	MULTIPLE INVESTMENT	Security and safety equipment	0.07
Maldives	MULTIPLE INVESTMENT	Tools and general machinery	3,000.00
Maldives	NAME WITHHELD FOR SECURITY REASONS	Management and admin services	86,000.00
Maldives	NAME WITHHELD FOR SECURITY REASONS	Transportation, storage, mail services	19,700.00
Maldives	NAME WITHHELD FOR SECURITY REASONS	Travel, food and lodging	3,500.00
Maldives	PROP PVT LTD	Politics and civic affairs services	485,288.43
Maldives	ROSEWARE	IT and communications equipment	36,513.47
Maldives	THE MALDIVES NATIONAL UNIVERSITY	Education and training services	33,866.67
Maldives	UNI COMPANY PVT LTD	Politics and civic affairs services	215,557.32
Mali	ABDOUL AZIZ MANGANE	Management and admin services	271,374.12
Mali	AFRISTAT PHOENIX UEMOA	Education and training services	39,380.32
Mali	ALCYON INTERNATIONAL SA	Medical equipment	38,387.36
Mali	AMAPROS	Management and admin services	44,996.73
Mali	AMINATA DOUMBIA	Tools and general machinery	32,208.27
Mali	ASSAFE	Management and admin services	44,996.73
Mali	BAMSO SERVICES	Domestic appliances and electronics	31,032.24
Mali	BITTAR IMPRESSION	Editorial, design, graphic services	49,612.47
Mali	BUILDERS - MALI SARL	Healthcare services	69,465.44
Mali	BUILDERS - MALI SARL	Structures, construction components	66,882.08
Mali	CHEICK OUMAR DIA	Management and admin services	42,118.03
Mali	CIRA SA	Engineering and research services	263,203.58
Mali	CMDC FASO GNETA	Management and admin services	39,997.10
Mali	CONSTRUIT SAHEL	Politics and civic affairs services	68,610.95
Mali	DIALLO SOULEYMANE	Management and admin services	48,000.00
Mali	ECOBA	Laboratory and testing equipment	43,349.64
Mali	EMACI SARL	Medical equipment	145,378.06
Mali	ENREPRISE TUIDO ETUDES BATIMEN	Engineering and research services	73,913.31
Mali	ENREPRISE TUIDO ETUDES BATIMEN	Structures, construction components	98,105.74
Mali	ENT GOURMA SARL	Building and maintenance services	304,827.03
Mali	ENT MODIBO KANE SIDIBE	Building and maintenance services	38,455.87
Mali	ENTREPRISE DANAYA ED-BTP/ETI-SARL	Building and maintenance services	44,903.22
Mali	ENTREPRISE DARHAMANE TRAORE	Building and maintenance services	122,354.35
Mali	ENTREPRISE ESOGEC	Politics and civic affairs services	31,444.31
Mali	ENTREPRISE LAC TELE	Structures, construction components	79,389.12
Mali	ENTREPRISE MALIENNE DE CONSTRUCT	Building and maintenance services	331,623.57
Mali	ENTREPRISE MALIENNE ROUTES BTP	Building and maintenance services	145,270.32
Mali	ENTREPRISE NOUHOU IDRISSA MAIGA	Structures, construction components	276,113.25
Mali	ENTREPRISE NOUVELLE DE CONSTRUCTION	Building and maintenance services	107,690.40
Mali	ENTREPRISE SOURGOUMA	Building and maintenance services	214,205.97
Mali	ENTREPRISE TOURE CONSTRUCTION	Building and maintenance services	125,357.96
Mali	ESE AOR TAOUDENIT CONSTRUCTION	Building and maintenance services	60,711.28
Mali	ETS BOUBACAR COULIBALY	Mineral and textile materials	98,049.90
Mali	GAOUSSOU SYMPARA	Tools and general machinery	33,558.49
Mali	GROUPE MARIKO	Building and maintenance services	87,927.05
Mali	HANAKO SARL	Public order and security services	40,641.88
Mali	NAME WITHHELD FOR SECURITY REASONS	Management and admin services	94,962.00
Mali	NELLY MANANDA NIKUZE	Management and admin services	36,000.00
Mali	NIENTA IBRAHIM	Management and admin services	30,000.00
Mali	REDEVI	Management and admin services	39,997.10
Mali	SAHEL SERVICES MALI SARL	Mining and well drilling equipment	42,046.00
Mali	SOCIETE MATY MULTI SERVICES SARL	Building and maintenance services	181,187.85
Mali	TOYOTA GIBRALTAR	Motor vehicles and parts	189,313.90
Mali	UNIVERS SERVICES	Medical equipment	47,679.09
Mali	WSMC	Politics and civic affairs services	46,575.19
Mali	YOUSSOUF GUINDO	Tools and general machinery	49,711.96
Malta	HILTON MALTA(SPINOLA DEVELOPMENT CO LTD)	Editorial, design, graphic services	9,771.71
Malta	HILTON MALTA(SPINOLA DEVELOPMENT CO LTD)	Travel, food and lodging	39,501.04
Malta	INTERNATIONAL TRANSLATION AGENCY LTD.	Editorial, design, graphic services	52,887.41
Malta	MSB INTERNATIONAL LTD.	Furniture	82,048.56
Malta	MSB INTERNATIONAL LTD.	Office equipment	10,870.61
Malta	PALM CITY LIMITED	Management and admin services	357,494.18
Malta	PALM CITY LIMITED	Material handling machinery	217,436.86
Malta	TOYOTA GIBRALTAR	Motor vehicles and parts	47,693.42
Marshall Islands	NAME WITHHELD FOR SECURITY REASONS	Management and admin services	61,936.00
Mauritania	DIRECT° GÉNÉRALE DE LA PROTECTION CIVILE	Politics and civic affairs services	63,150.00
Mauritania	ELMA FORAGES-SARL	Mining and well drilling equipment	41,068.81
Mauritania	MAIRIE TEVRAGHZEINA-PROJ CENTRE APPEL	IT and communications equipment	17,850.56

Location of supplier	Supplier name	Category description	Value (USD)
UNDP continued			
Mauritania	MAIRIE TEVRAGHZEINA-PROJ CENTRE APPEL	Management and admin services	26,775.83
Mauritania	NAME WITHHELD FOR SECURITY REASONS	Management and admin services	119,040.00
Mauritania	NAME WITHHELD FOR SECURITY REASONS	Travel, food and lodging	68,708.00
Mauritania	SOW OUMOU	Management and admin services	60,000.00
Mauritania	SOW OUMOU	Transportation, storage, mail services	900.00
Mauritius	DELOITTE	Management and admin services	60,836.88
Mauritius	DURRELL WILDLIFE CONSERVATION TRUST	Education and training services	108,860.00
Mauritius	EMPRETEC MAURITIUS	Management and admin services	298,175.00
Mauritius	ESPARTNERS LTD	Education and training services	135,000.00
Mauritius	ESPARTNERS LTD	Management and admin services	75,192.00
Mauritius	REGIS MANAGEMENT SERVICES LTD	Engineering and research services	35,350.90
Mauritius	REGIS MANAGEMENT SERVICES LTD	Financial and insurance services	-
Mexico	ACADEMIA NACIONAL DE INVESTIGACION Y DES	Environmental services	36,329.38
Mexico	ASESORIA TECNICA Y ESTUDIOS COSTEROS SCP	Environmental services	43,937.08
Mexico	ATENTAMENTE CONSULTORES AC	Education and training services	383,303.90
Mexico	BARRANCA STUDIO SA DE CV	Editorial, design, graphic services	37,212.70
Mexico	BARRANCA STUDIO SA DE CV	Printing, photo and AV equipment	35,519.83
Mexico	COLECTIVO PARA EL DESARROLLO EDUCATIVO A	Education and training services	63,418.37
Mexico	CONSERVACION BIOLOGICA Y DESARROLLO SOCI	Environmental services	35,418.26
Mexico	EL COLEGIO DE LA FRONTERA NORTE A.C.	Environmental services	33,104.37
Mexico	FLIGHT CENTRE TRAVEL GROUP MEXICO SA DE	Education and training services	181,485.91
Mexico	FLIGHT CENTRE TRAVEL GROUP MEXICO SA DE	Travel, food and lodging	154,729.56
Mexico	FORO PARA EL DESARROLLO SUSTENTABLE AC	Environmental services	80,054.51
Mexico	GEA GRUPO DE ECONOMISTAS Y ASOCIADOS SC	Environmental services	75,006.75
Mexico	GEOECOSISTEMAS SA DE CV	Environmental services	34,349.32
Mexico	IDEOGRAMA CONSULTORES SC	Public sector related services	125,400.00
Mexico	IMPRESOS PUBLICITARIOS Y COMERCIALES SA	Editorial, design, graphic services	60,887.57
Mexico	INSTITUTO MEXICANO DE INVESTIGACION DE F	Education and training services	72,511.48
Mexico	KOCH OVERSEAS DE MEXICO, S.A. DE C.V.	Travel, food and lodging	36,383.60
Mexico	NAME WITHHELD FOR SECURITY REASONS	Management and admin services	136,639.00
Mexico	NAME WITHHELD FOR SECURITY REASONS	Transportation, storage, mail services	2,500.00
Mexico	NAME WITHHELD FOR SECURITY REASONS	Travel, food and lodging	2,500.00
Mexico	NAUTICA LIR SA DE CV	Power generation machinery	118,192.67
Mexico	PRESENTATION SERVICES SA DE CV	Travel, food and lodging	233,458.23
Mexico	PROGRAMA MEXICANO DEL CARBONO AC	Engineering and research services	108,451.15
Mexico	PRONATURA NORESTE AC	Environmental services	40,152.10
Mexico	ROXANA ENRIQUEZ FARIAS	Management and admin services	30,000.00
Mexico	SARAN ESTUDIOS Y PROYECTOS AMBIENTALES S	Environmental services	63,313.28
Mexico	SEBSANY SA DE CV	Motor vehicles and parts	46,613.31
Mexico	SONI AUTOMOTRIZ, S.A. DE C.V.	Motor vehicles and parts	34,426.43
Mexico	TECHNOLOGY HEALTH SERVICES AND DEVELOPM	Engineering and research services	83,375.00
Mexico	TERRACON INGENIERIA S.A.	Environmental services	37,656.00
Mexico	TERRACON INGENIERIA S.A. DE C.V.	Education and training services	59,688.00
Mexico	TERRITORIUM LIFE SAPI DE CV	Education and training services	201,240.86
Mexico	UNIVERSIDAD AUTONOMA CHAPINGO	Environmental services	68,231.36
Mexico	UNIVERSIDAD AUTONOMA DEL ESTADO DE MEXIC	Farming, fishing, forestry services	37,166.71
Mexico	UNIVERSIDAD IBEROAMERICANA A.C.	Education and training services	609,102.30
Mexico	YUKUYATA JEAN S SA DE CV	Apparel, luggage and personal care	37,374.50
Mongolia	ACADEMY OF GOVERNANCE	Education and training services	30,122.95
Mongolia	THE NATURE CONSERVANCY-MONGOLIA PROGRA	Education and training services	183,848.70
Mongolia	TUGULDUR BAAJIIKHUU	Management and admin services	139,000.00
Mongolia	UGUUMUR TRADE LLC	Public order and security services	44,435.40
Montenegro	AGENCY FOR NATURE AND ENVIRONMENT PROTE	Environmental services	39,663.46
Montenegro	CAU	Engineering and research services	87,302.62
Montenegro	CENTAR ZA EKOTOKSIKOLOSKA ISPITIVANJA	Environmental services	222,355.76
Montenegro	DECO MNE LLC PODGORICA	Engineering and research services	99,349.44
Montenegro	EFEL MOTORS	Motor vehicles and parts	51,239.67
Montenegro	LD GRADNJA D.O.O.	Building and maintenance services	225,924.57
Montenegro	NAME WITHHELD FOR SECURITY REASONS	Management and admin services	73,000.00
Montenegro	NOVI VOLVOX DOO	Engineering and research services	1,252,108.96
Montenegro	S&T CRNA GORA	Engineering and research services	169,024.05
Montenegro	STATISTICAL OFFICE OF MONTENEGRO-MONSTAT	Environmental services	36,900.82
Montenegro	STUDIO SYNTHESIS ARHITECTURE&DESIGN	Engineering and research services	31,251.33
Montenegro	T COM	Engineering and research services	36,847.32
Montenegro	TELEMONT D.O.O.	Printing, photo and AV equipment	79,392.80
Montenegro	WAS-DESIGN DOO	Furniture	31,342.04
Montserrat	ACCOUNTANT GENERAL GOVT MONTSERRAT	Furniture	38,985.10
Morocco	ALTERNATIVE GREEN ENERGY ENVIRONNEMENT	Farming, fishing, forestry services	35,039.11
Morocco	ANASSE EL HASNAOUI	Management and admin services	127,500.00
Morocco	ASSOCIATION DES OEUVRES SOCIALES DES	Financial and insurance services	45,564.13
Morocco	BUREAU VERITAS MAROC	Public order and security services	30,447.15
Morocco	EMIROTEL SA SOFITEL RABAT	Travel, food and lodging	53,880.83
Morocco	ETS AL AKHAWAYN UNIVERSITY	Travel, food and lodging	30,590.63
Morocco	IT CONSULTING	Public sector related services	34,606.79
Morocco	LES PRESSING D ANFA	Tools and general machinery	36,536.28
Morocco	MERYEM MEDDOUN	Management and admin services	183,057.13
Morocco	MISSION CONSEIL	Travel, food and lodging	69,385.50
Morocco	NAME WITHHELD FOR SECURITY REASONS	Management and admin services	210,491.00
Morocco	NEZAGRAPHE SARL	Industrial manufacturing machinery	104,126.67
Morocco	SAVOY LE GRAND HOTEL	Travel, food and lodging	45,847.11
Morocco	SOCIETE REJJES	Politics and civic affairs services	32,496.56
Morocco	STE TRAREM AFRIQUE SA	Furniture	44,745.00
Morocco	TOYOTA DU MAROC RABAT	Motor vehicles and parts	34,690.34
Mozambique	ARKHE RISK SOLUTIONS LDA	Public order and security services	32,421.16

Location of supplier	Supplier name	Category description	Value (USD)
UNDP continued			
Mozambique	CENTRO INTERN DE CONF. JOAQUIM CHISSANO	Transportation, storage, mail services	228,274.72
Mozambique	CENTRO INTERN DE CONF. JOAQUIM CHISSANO	Travel, food and lodging	232,912.77
Mozambique	CINE INTERNACIONAL, LDA.	Editorial, design, graphic services	41,098.98
Mozambique	DECARVALHO CONSULTORIAS & SERVICOS,E.I.	Management and admin services	46,568.34
Mozambique	ENCIL CONSTRUCOES LDA.	Structures, construction components	55,139.99
Mozambique	ERNST & YOUNG, LDA	Management and admin services	64,798.56
Mozambique	JULEN CONSTRUCOES, LDA.	Engineering and research services	798,195.74
Mozambique	MOORE STEPHENS LLP	Financial and insurance services	91,534.00
Mozambique	NAME WITHHELD FOR SECURITY REASONS	Management and admin services	242,923.00
Mozambique	POWER HOUSE MOCAMBIQUE LDA	Power generation machinery	42,998.47
Mozambique	TECNIL CONSTRUCOES LDA	Engineering and research services	502,038.87
Mozambique	TOYOTA GIBRALTAR STOCKHOLDINGS LTD	Motor vehicles and parts	36,181.20
Myanmar	AYAR MYAY GENERAL TRADING	Financial and insurance services	200.26
Myanmar	AYAR MYAY GENERAL TRADING	Live plant and animal material	28,636.12
Myanmar	AYAR MYAY GENERAL TRADING	Transportation, storage, mail services	2,749.48
Myanmar	BEST WESTERN GREEN HILL HOTEL	Travel, food and lodging	36,465.00
Myanmar	CESVI	Education and training services	377,984.00
Myanmar	COMMUNITY DEVELOPMENT ACTION (CDA)	Farming, fishing, forestry services	70,524.65
Myanmar	COMMUNITY DEVELOPMENT ASSOCIATION(CDA)	Farming, fishing, forestry services	455,337.65
Myanmar	CONYAT CREATE	Public order and security services	40,805.00
Myanmar	COVENANT CONSULT CO., LTD	Management and admin services	42,000.00
Myanmar	DRY ZONE GREENING DEPARTMENT	Live plant and animal material	328,970.00
Myanmar	FARM BUSINESS DEVELOPMENT TECHNICAL	Environmental services	252,569.00
Myanmar	FOREST RESOURCE ENVIRONMENT DEVELOPMEN	Education and training services	36,696.10
Myanmar	IDG MYANMAR CO.,LTD.	Public order and security services	130,320.00
Myanmar	INYA LAND CO., LTD	Engineering and research services	60,000.00
Myanmar	KAYTUMADI COMPANY LTD	Furniture	41,252.00
Myanmar	KEMPINSKI HOTEL NAY PYI TAW	Education and training services	36,000.00
Myanmar	KEMPINSKI HOTEL NAY PYI TAW	Travel, food and lodging	62,240.00
Myanmar	KMD COMPANY LIMITED	Education and training services	117,940.83
Myanmar	MALAR MYAING CO., LTD	Financial and insurance services	582.77
Myanmar	MALAR MYAING CO., LTD	Live plant and animal material	116,554.45
Myanmar	MALAR MYAING CO., LTD	Transportation, storage, mail services	12,284.99
Myanmar	MYANMAR ENVIRONMENT REHABILTATION	Education and training services	119,551.20
Myanmar	MYAT MIN CO., LTD	Live plant and animal material	119,458.79
Myanmar	MYAT MIN CO., LTD	Transportation, storage, mail services	47,644.31
Myanmar	NAME WITHHELD FOR SECURITY REASONS	Building and maintenance services	33,155.56
Myanmar	NAME WITHHELD FOR SECURITY REASONS	Management and admin services	136,280.00
Myanmar	NETWORK ACTIVITIES GROUP	Farming, fishing, forestry services	427,970.50
Myanmar	SABAL AUNG	Live plant and animal material	56,300.37
Myanmar	SEARCH FOR COMMON GROUND	Education and training services	170,290.71
Myanmar	TNS MYANMAR CO., LTD	Environmental services	60,916.29
Myanmar	WELL-DONE ENGINEERING CO., LTD	Farming, fishing, forestry services	301,067.64
Myanmar	WIN TOP ENGINEERING & GENERAL	Farming, fishing, forestry services	301,212.00
Myanmar	WORLD FOOD PROGRAMME, MYANMAR	Management and admin services	133,249.00
Myanmar	YADANARPON TELEPORT PUBLIC CO., LTD	Engineering and research services	35,200.00
Namibia	ANALYTICAL TECHNOLOGY AND CHEMICAL SUPP	Laboratory and testing equipment	174,954.69
Namibia	DELFT IMAGING SYSTEMS B.V.	Education and training services	17,064.85
Namibia	DELFT IMAGING SYSTEMS B.V.	Management and admin services	5,688.28
Namibia	DELFT IMAGING SYSTEMS B.V.	Medical equipment	865,764.68
Namibia	PETER REEH	Engineering and research services	40,105.00
Namibia	SCHOEMANS TECHNOLOGIES (PTY) LTD	IT and communications equipment	36,249.59
Nepal	ALFA INTERIORS PVT. LTD	Building and maintenance services	80,022.17
Nepal	BOUDHANATH ELECTRIC SERVICE CENTER	Engineering and research services	37,066.33
Nepal	CENTRE FOR EMPOWERMENT AND DEVELOPMEN	Education and training services	36,000.00
Nepal	DRISTI TECH PVT. LTD.	Public sector related services	114,575.71
Nepal	GANDHI AND ASSOCIATES PVT.LTD.	Public sector related services	37,854.97
Nepal	GARUD SECURITIES PVT LTD	Public order and security services	31,337.86
Nepal	GENERATION NEXT COMMUNICATIONS PVT. LTD.	IT and communications equipment	105,734.71
Nepal	HOTEL ARNIKO PVT. LTD.	Education and training services	38,111.39
Nepal	INFODEVELOPERS PVT. LTD.	Public sector related services	80,105.60
Nepal	KALIKA MARIGOLD TRADING PVT LIMITED	IT and communications equipment	67,833.84
Nepal	KANTIPUR PUBLICATIONS PVT. LTD.	Editorial, design, graphic services	30,880.82
Nepal	MODERN CLEANING AND SERVICING PVT. LTD.	Industrial cleaning services	76,450.41
Nepal	NAME WITHHELD FOR SECURITY REASONS	Financial and insurance services	-
Nepal	NAME WITHHELD FOR SECURITY REASONS	Management and admin services	348,979.10
Nepal	NAME WITHHELD FOR SECURITY REASONS	Transportation, storage, mail services	9,156.26
Nepal	NAME WITHHELD FOR SECURITY REASONS	Travel, food and lodging	5,855.80
Nepal	NATIONAL INDIGENOUS WOMEN'S FEDERATION	Engineering and research services	32,964.29
Nepal	NEPAL BUREAU OF STANDARDS & METROLOGY	Management and admin services	34,000.00
Nepal	NEPAL DEVELOPMENT RESEARCH INSTITUTE	Public sector related services	31,102.99
Nepal	PRISMARK MARKETING	Editorial, design, graphic services	63,286.22
Nepal	REAL SOLUTIONS PVT. LTD.	Education and training services	36,029.20
Nepal	REAL TIME SOLUTIONS PVT. LTD..	Industrial manufacturing services	30,094.68
Nepal	ROYAL CAR RENTAL & TPTN. SERVICE P. LTD.	Transportation, storage, mail services	62,178.83
Nepal	SURYODAYA URJA PVT. LTD.	Power generation machinery	100,375.99
Nepal	TAYAL BROTHERS	Musical instruments and arts and crafts	41,448.75
Nepal	TOTAL SCIENTIFIC SURVEYING TECHNOLOGY	Electrical systems components	50,599.48
Nepal	TRI SHAKTI TRADERS	Material handling machinery	2,084,285.72
Netherlands	ABBVIE LOGISTICS B.V.	Pharmaceuticals, contraceptives, vaccines	3,653,809.37
Netherlands	ABBVIE LOGISTICS BV	Pharmaceuticals, contraceptives, vaccines	113,645.40
Netherlands	CRUL CONSULTANCY	Management and admin services	35,530.00
Netherlands	DEVOTRA B V	Motor vehicles and parts	35,094.47
Netherlands	ELSEVIER B.V.	IT and communications equipment	492,162.94

Location of supplier	Supplier name	Category description	Value (USD)
UNDP continued			
Netherlands	GEBR. BAKKER ZAADTEELT EN ZAADHANDEL BV/	Live plant and animal material	52,471.80
Netherlands	GENZYME EUROPE B.V. PLLC	Pharmaceuticals, contraceptives, vaccines	7,074,628.30
Netherlands	GRAIDCO GLOBAL RELIEF B.V	Building and construction machinery	503,422.84
Netherlands	GRAIDCO GLOBAL RELIEF B.V	Distribution equipment	5,000.80
Netherlands	GRAIDCO GLOBAL RELIEF B.V	Domestic appliances and electronics	11,126.94
Netherlands	GRAIDCO GLOBAL RELIEF B.V	Electrical systems components	3,458.16
Netherlands	GRAIDCO GLOBAL RELIEF B.V	Financial and insurance services	2,517.00
Netherlands	GRAIDCO GLOBAL RELIEF B.V	Furniture	147,094.67
Netherlands	GRAIDCO GLOBAL RELIEF B.V	Management and admin services	73,806.16
Netherlands	GRAIDCO GLOBAL RELIEF B.V	Power generation machinery	12,565.20
Netherlands	GRAIDCO GLOBAL RELIEF B.V	Printing, photo and AV equipment	18,842.10
Netherlands	GRAIDCO GLOBAL RELIEF B.V	Public sector related services	6,216.96
Netherlands	GRAIDCO GLOBAL RELIEF B.V	Security and safety equipment	80,344.98
Netherlands	GRAIDCO GLOBAL RELIEF B.V	Services industry equipment	31,111.70
Netherlands	GRAIDCO GLOBAL RELIEF B.V	Sports and recreational equipment	26,840.96
Netherlands	GRAIDCO GLOBAL RELIEF B.V	Tools and general machinery	19,134.13
Netherlands	GRAIDCO GLOBAL RELIEF B.V	Transportation, storage, mail services	52,268.43
Netherlands	HAGUE INSTITUTE FOR INNOVATION OF LAW	Management and admin services	243,573.00
Netherlands	IDA FOUNDATION	Management and admin services	14,286.20
Netherlands	IDA FOUNDATION	Medical equipment	401,500.00
Netherlands	IDA FOUNDATION	Pharmaceuticals, contraceptives, vaccines	2,737,312.66
Netherlands	IDA FOUNDATION	Transportation, storage, mail services	262,440.04
Netherlands	IMRES	Pharmaceuticals, contraceptives, vaccines	107,425.80
Netherlands	IMRES	Transportation, storage, mail services	6,100.00
Netherlands	IMRES B.V	IT and communications equipment	25.00
Netherlands	IMRES B.V	Pharmaceuticals, contraceptives, vaccines	75,154.97
Netherlands	IMRES B.V	Transportation, storage, mail services	46,308.40
Netherlands	IMRES BV	Pharmaceuticals, contraceptives, vaccines	143,673.21
Netherlands	IMRES BV	Transportation, storage, mail services	5,451.18
Netherlands	INTERNATIONAL COMMISSION ON MISSING	Public order and security services	522,662.00
Netherlands	IVAN ISKANDAR THUNG	Management and admin services	30,525.00
Netherlands	K9 GROUP HOLLAND B.V.	Editorial, design, graphic services	6,718.92
Netherlands	K9 GROUP HOLLAND B.V.	Education and training services	76,147.81
Netherlands	K9 GROUP HOLLAND B.V.	Healthcare services	2,687.57
Netherlands	K9 GROUP HOLLAND B.V.	Live plant and animal material	176,644.57
Netherlands	K9 GROUP HOLLAND B.V.	Management and admin services	2,239.64
Netherlands	K9 GROUP HOLLAND B.V.	Transportation, storage, mail services	11,198.21
Netherlands	MAARTEN GERRIT BARENDS	Financial and insurance services	-
Netherlands	MAARTEN GERRIT BARENDS	Management and admin services	42,412.50
Netherlands	MAARTEN GERRIT BARENDS	Travel, food and lodging	10,200.00
Netherlands	MDF TRAINING & CONSULTANCY B.V	Management and admin services	52,772.00
Netherlands	NAME WITHHELD FOR SECURITY REASONS	Management and admin services	760,571.50
Netherlands	NAME WITHHELD FOR SECURITY REASONS	Transportation, storage, mail services	67,784.50
Netherlands	NAME WITHHELD FOR SECURITY REASONS	Travel, food and lodging	9,000.00
Netherlands	NISSAN TRADING EUROPE AMSTERDAM BRANCH	Financial and insurance services	9,792.00
Netherlands	NISSAN TRADING EUROPE AMSTERDAM BRANCH	Motor vehicles and parts	609,121.93
Netherlands	NISSAN TRADING EUROPE AMSTERDAM BRANCH	Transportation, storage, mail services	168,864.00
Netherlands	NISSAN TRADING EUROPE LTD	Motor vehicles and parts	49,287.26
Netherlands	PEJA EAST AFRICA BV	Electrical systems components	1,136.52
Netherlands	PEJA EAST AFRICA BV	Engineering and research services	22,000.00
Netherlands	PEJA EAST AFRICA BV	Financial and insurance services	466.44
Netherlands	PEJA EAST AFRICA BV	IT and communications equipment	3,359.49
Netherlands	PEJA EAST AFRICA BV	Tools and general machinery	110,230.95
Netherlands	PEJA EAST AFRICA BV	Transportation, storage, mail services	2,275.31
Netherlands	PFIZER EXPORT B.V.	Pharmaceuticals, contraceptives, vaccines	3,948,655.20
Netherlands	PLLC "ASTELLAS PHARMA EUROPE B.V."	Pharmaceuticals, contraceptives, vaccines	1,099,362.80
Netherlands	PV TRUCKS BV	Motor vehicles and parts	113,008.13
Netherlands	PV TRUCKS BV	Transportation, storage, mail services	11,120.79
Netherlands	ROBERTUS MARIA JOHANNES DUIJS	Management and admin services	90,000.00
Netherlands	ROBERTUS MARIA JOHANNES DUIJS	Transportation, storage, mail services	1,350.00
Netherlands	STICHTING DELTARES (FOUNDATION)	Management and admin services	34,000.00
Netherlands	STICHTING INTER DISPENSARY ASSOCIATION	Pharmaceuticals, contraceptives, vaccines	28,995.52
Netherlands	STICHTING INTER DISPENSARY ASSOCIATION	Transportation, storage, mail services	5,365.21
Netherlands	STICHTING INTER. DISPENSARY ASSOCIATION	Medical equipment	447,123.99
Netherlands	STICHTING INTER. DISPENSARY ASSOCIATION	Transportation, storage, mail services	40,890.87
Netherlands	STICHTING INTERNATIONAL DISPENSARY ASSOC	Pharmaceuticals, contraceptives, vaccines	34,344.00
Netherlands	STICHTING INTERNATIONAL DISPENSARY ASSOC	Transportation, storage, mail services	3,440.00
Netherlands	SVIZERA EUROPE	Pharmaceuticals, contraceptives, vaccines	537,058.06
Netherlands	SVIZERA EUROPE	Transportation, storage, mail services	8,524.00
Netherlands	SVIZERA EUROPE BV	Pharmaceuticals, contraceptives, vaccines	509,115.69
Netherlands	TAUW B.V.	Education and training services	130,624.00
Netherlands	TAUW BV	Management and admin services	27,700.00
Netherlands	TAUW BV	Transportation, storage, mail services	2,300.00
Netherlands	THE MEDICAL EXPORT GROUP B.V	Distribution equipment	30,960.08
Netherlands	THE MEDICAL EXPORT GROUP B.V	Electrical systems components	231.97
Netherlands	THE MEDICAL EXPORT GROUP B.V	Industrial manufacturing machinery	961,069.75
Netherlands	THE MEDICAL EXPORT GROUP B.V	Industrial manufacturing services	199,466.62
Netherlands	THE MEDICAL EXPORT GROUP B.V	Laboratory and testing equipment	684,519.69
Netherlands	THE MEDICAL EXPORT GROUP B.V	Live plant and animal material	292,236.00
Netherlands	THE MEDICAL EXPORT GROUP B.V	Material handling machinery	1,522.69
Netherlands	THE MEDICAL EXPORT GROUP B.V	Medical equipment	2,934,348.53
Netherlands	THE MEDICAL EXPORT GROUP B.V	Motor vehicles and parts	566.52
Netherlands	THE MEDICAL EXPORT GROUP B.V	Musical instruments and arts and crafts	587.73
Netherlands	THE MEDICAL EXPORT GROUP B.V	Pharmaceuticals, contraceptives, vaccines	306,513.45

Location of supplier	Supplier name	Category description	Value (USD)
UNDP continued			
Netherlands	THE MEDICAL EXPORT GROUP B.V	Sports and recreational equipment	255.33
Netherlands	THE MEDICAL EXPORT GROUP B.V	Transportation, storage, mail services	51,207.70
Netherlands	THE MEDICAL EXPORT GROUP BV	Education and training services	40,870.71
Netherlands	THE MEDICAL EXPORT GROUP BV	Engineering and research services	74,149.29
Netherlands	THE MEDICAL EXPORT GROUP BV	Industrial manufacturing services	25,365.69
Netherlands	THE MEDICAL EXPORT GROUP BV	Medical equipment	1,492,208.20
Netherlands	TRANSMOTORS B.V,	Motor vehicles and parts	64,950.00
Netherlands	TRINOMICS B.V.	Management and admin services	125,000.00
Netherlands	WOMY EQUIPMENT SUPPLY BV.	Motor vehicles and parts	90,821.27
Netherlands	WOMY EQUIPMENT SUPPLY BV.	Transportation, storage, mail services	48,986.16
New Caledonia	NAME WITHHELD FOR SECURITY REASONS	Management and admin services	60,000.00
New Zealand	BRIMBLECOMBE CONSULTANCY LTD	Management and admin services	31,981.21
New Zealand	DAVID BUTLER ASSOCIATION LTD	Management and admin services	38,250.00
New Zealand	MICROBYTE SYSTEMS LTD	Furniture	44,847.70
New Zealand	MWH NEW ZEALAND LTD	Management and admin services	33,600.00
New Zealand	NAME WITHHELD FOR SECURITY REASONS	Management and admin services	330,667.40
New Zealand	NAME WITHHELD FOR SECURITY REASONS	Transportation, storage, mail services	4,800.00
New Zealand	NAME WITHHELD FOR SECURITY REASONS	Travel, food and lodging	3,435.14
New Zealand	NIWA (NATIONAL INSTITUTE OF WATER & ATMO	Public sector related services	794,225.04
New Zealand	PRITI NARENDRA PATEL	Management and admin services	91,000.00
New Zealand	ROBERT OLIVER ENTERPRISES	Management and admin services	49,500.00
New Zealand	WAIKATO INSTITUTE OF TECHNOLOGY(WINTEC)	Education and training services	250,594.00
New Zealand	YOUNG ENTERPRISE TRUST	Engineering and research services	30,100.00
Niger	ETS KIKI IMPORT EXPORT	Transportation, storage, mail services	33,550.19
Niger	NAME WITHHELD FOR SECURITY REASONS	Management and admin services	71,710.00
Niger	TALL MEDIA SARL	Editorial, design, graphic services	58,558.09
Niger	TOYOTA GIBRALTAR STOCKHOLDINGS LTD	Motor vehicles and parts	430,723.92
Nigeria	ABUJA SHERATON HOTEL & TOWERS	Travel, food and lodging	77,728.56
Nigeria	AGBIWE PROJECTS LTD	Engineering and research services	267,765.80
Nigeria	ANCOR TECHNOLOGIES LTD	Public sector related services	37,682.62
Nigeria	ANTHONY USHIE ATAH	Management and admin services	32,939.88
Nigeria	BLUDEL TECHNOLOGIES LTD	Engineering and research services	35,381.90
Nigeria	BLUE CAMEL LIMITED	Public sector related services	38,444.44
Nigeria	CENTRE FOR THE RIGHT TO HEALTH	Management and admin services	59,529.40
Nigeria	CHINONYE EDMUND OBIAGWU	Management and admin services	36,096.20
Nigeria	DANNIC HOTELS	Travel, food and lodging	33,178.74
Nigeria	DISASTER WASTE RECOVERY LTD	Management and admin services	315,000.00
Nigeria	DISASTER WASTE RECOVERY LTD	Politics and civic affairs services	35,000.00
Nigeria	EEMJM HOTEL & SUITES LIMITED	Travel, food and lodging	84,719.10
Nigeria	EGOMARL LIMITED	Domestic appliances and electronics	2,527.85
Nigeria	EGOMARL LIMITED	Furniture	51,529.21
Nigeria	ELION HOUSE LIMITED	Travel, food and lodging	91,535.14
Nigeria	FIRCO CONCEPT LIMITED	Public sector related services	87,729.02
Nigeria	JOSEPH AJEGWU	Management and admin services	36,240.00
Nigeria	KENECHUKWU C.D. ESOM	Management and admin services	46,800.00
Nigeria	KINGS GUARDS NIGERIA LIMITED	Public order and security services	220,335.48
Nigeria	KLEENOL NIGERIA LIMITED	Building and maintenance services	70,528.80
Nigeria	LE MERIDIEN IBOM HOTEL & GOLF RESORT	Travel, food and lodging	36,804.00
Nigeria	LE MERIDIEN OGENYI PLACE	Travel, food and lodging	34,536.08
Nigeria	LEAMERO CONSULTING LTD	Management and admin services	50,000.00
Nigeria	NAME WITHHELD FOR SECURITY REASONS	Management and admin services	188,479.97
Nigeria	NIIMAH GUEST PALACE LTD	Travel, food and lodging	47,876.06
Nigeria	OFFICE ADVANTAGE LIMITED	Furniture	33,889.83
Nigeria	OLUMUYIWA BAMIDELE ALABA	Management and admin services	32,000.00
Nigeria	ORA EGBUNIKE & ASSOCIATES	Building and maintenance services	61,731.72
Nigeria	PINNICATT NIGERIA LTD	Management and admin services	49,445.81
Nigeria	PRESTAFYNN NIGERIA LIMITED	Pharmaceuticals, contraceptives, vaccines	31,487.94
Nigeria	REIZ CONTINENTAL HOTEL ABUJA	Travel, food and lodging	42,075.44
Nigeria	RICHARD JACKSON AND SONS LIMITED	Transportation, storage, mail services	38,558.08
Nigeria	TONIA PHARMACY LIMITED	Pharmaceuticals, contraceptives, vaccines	68,324.08
Nigeria	TRANSCORP HILTON HOTEL ABUJA	Travel, food and lodging	30,500.38
Nigeria	VALENCIA HOTELS	Travel, food and lodging	90,752.90
Nigeria	VERONICA NYAWIRA MUTHUI	Management and admin services	35,000.00
Nigeria	WOOD AFFAIRS NIGERIA LIMITED	Furniture	52,310.51
Norway	CLAUDIA DE ANDRADE MELIM-MCLEOD	Management and admin services	86,048.00
Norway	DIFFER AS	Power generation machinery	46,000.00
Norway	EMPTOR INTERNATIONAL AS	Material handling machinery	1,096,930.23
Norway	EMPTOR INTERNATIONAL AS	Transportation, storage, mail services	84,250.00
Norway	FONDET FOR DANSK NORSK SAMARBEID	Travel, food and lodging	49,557.04
Norway	INSTITUTT FOR FREDSFORSKNING	Management and admin services	30,000.00
Norway	KONGENSGATE 12 AS C/O CANICA AS	Management and admin services	126,779.92
Norway	MARLINK ENTERPRISE AS	Engineering and research services	2,594,990.24
Norway	MEDVIND EVENTBYRA AS	IT and communications equipment	70,239.44
Norway	NAME WITHHELD FOR SECURITY REASONS	Management and admin services	251,545.00
Norway	NAME WITHHELD FOR SECURITY REASONS	Transportation, storage, mail services	46,907.03
Norway	NORWEGIAN INSTITUTE OF INTERNATIONAL AFF	Education and training services	56,151.00
Norway	NORWEGIAN REFUGEE COUNCIL	Financial and insurance services	2,393.00
Norway	NORWEGIAN REFUGEE COUNCIL	Management and admin services	43,703.00
Norway	NORWEGIAN REFUGEE COUNCIL	Politics and civic affairs services	34,476.00
Norway	UNIVERSITETET I OSLO	Management and admin services	57,164.00
Norway	W.GIERTSEN HALLSYSTEM AS	Power generation machinery	400,000.00
Oman	AHMED MOHAMED TAMMAM ABDELGAWAD	Management and admin services	42,550.00
Pakistan	ABACUS CONSULTING TECHNOLOGY PRIVATE LTI	Engineering and research services	188,891.77
Pakistan	AMMARA DURRANI	Management and admin services	33,014.10

Location of supplier	Supplier name	Category description	Value (USD)
UNDP continued			
Pakistan	ARSALAN HANEEF	Management and admin services	99,018.88
Pakistan	ASB ASSOCIATES (SMC-PVT) LTD	Engineering and research services	769,480.87
Pakistan	ASKARI ENTERPRISES (PVT) LTD	Politics and civic affairs services	1,730,638.08
Pakistan	AZMAT ALI AND BROTHERS	Engineering and research services	820,108.82
Pakistan	BAJAUR CONSTRUCTION COMPANY	Engineering and research services	243,480.35
Pakistan	BASIC EDUCATION AND EMPLOYABLE SKILL	Education and training services	114,932.15
Pakistan	BESTWAY CEMENT LIMITED	Environmental services	496,286.33
Pakistan	BIZXPERTS PVT LTD.	Transportation, storage, mail services	297,756.24
Pakistan	BYTES FOR ALL	Public sector related services	105,281.97
Pakistan	CATERINA ALARI	Management and admin services	30,000.00
Pakistan	CENTRE OF EXCELLENCE FOR RURAL DEV.	Organizations and clubs	158,527.87
Pakistan	CHANNEL-7 COMMUNICATIONS	Public sector related services	36,240.52
Pakistan	CONSORTIUM FOR DEVELOPMENT POLICY RESEA	Education and training services	133,074.82
Pakistan	DEVNEX PRIVATE LIMITED	Engineering and research services	34,562.62
Pakistan	DIR AREA DEVELOPMENT ORGANIZATION	Organizations and clubs	144,710.98
Pakistan	FATHAT ULLAH GOVT CONTRACTOR	Engineering and research services	603,416.65
Pakistan	FRONTIER WORKS PROMOTORS	Furniture	195,032.72
Pakistan	GEO ENGINEERING & CONSTRUCTION SERVICES	Engineering and research services	257,437.37
Pakistan	GEO ENGINEERING & CONSTRUCTION SERVICES	Structures, construction components	120,647.79
Pakistan	GUL AWAN PRINTERS	Editorial, design, graphic services	64,175.63
Pakistan	HADAF INTERNATIONAL	Engineering and research services	523,655.08
Pakistan	HANIF RAJPUT CATERING SERVICES	Travel, food and lodging	36,626.94
Pakistan	HARIS ENTERPRISES PVT LTD	Public order and security services	385,008.02
Pakistan	HUJRA VILLAGE SUPPORT ORGANIZATION	Organizations and clubs	298,624.66
Pakistan	INSPIRIUM DOO	Management and admin services	83,753.20
Pakistan	JUBILEE GENERAL INSURANCE CO. LTD	Financial and insurance services	36,358.82
Pakistan	M-COMMUNICATIONS (PVT) LTD	Public sector related services	33,222.77
Pakistan	M ZAKARIA AND SONS	Politics and civic affairs services	166,314.94
Pakistan	M/S KAMRAN KHAN KUNDI	Engineering and research services	156,008.85
Pakistan	M/S MUHAMMAD AYUB KHAN	Building and maintenance services	123,288.78
Pakistan	M/S UMAR RAHMAN & CO	Structures, construction components	53,205.50
Pakistan	MARGALLA TRAVELS	Transportation, storage, mail services	36,578.73
Pakistan	MOHMAND DEVELOPER	Engineering and research services	606,632.75
Pakistan	NADJA WUENSCHE	Management and admin services	39,600.00
Pakistan	NAME WITHHELD FOR SECURITY REASONS	Financial and insurance services	-
Pakistan	NAME WITHHELD FOR SECURITY REASONS	Management and admin services	778,513.18
Pakistan	NAME WITHHELD FOR SECURITY REASONS	Transportation, storage, mail services	17,652.00
Pakistan	NAME WITHHELD FOR SECURITY REASONS	Travel, food and lodging	5,000.00
Pakistan	NATIONAL ENGINEERING SERVICES PAK LTD.	Engineering and research services	121,536.09
Pakistan	NAVEED HUSSAIN GOVT CONTRACTOR	Engineering and research services	471,328.72
Pakistan	NAVEED HUSSAIN GOVT CONTRACTOR	Structures, construction components	43,476.68
Pakistan	NETWORK OF DISASTER MANAGEMENT PRACTIO	Politics and civic affairs services	46,509.36
Pakistan	NISAR KHAN	Management and admin services	58,596.66
Pakistan	NOOR PRIVATE LTD	Security and safety equipment	126,791.06
Pakistan	NOOR PRIVATE LTD	Tools and general machinery	159,000.00
Pakistan	NRSOFT PRIVATE LIMITED	IT and communications equipment	68,340.37
Pakistan	PEARL CONTINENTAL HOTEL, LAHORE	Travel, food and lodging	33,965.41
Pakistan	SAJJAD ALI	Management and admin services	30,002.13
Pakistan	SALMAN ASIF	Management and admin services	54,976.51
Pakistan	SOCIAL POLICY & DEVELOPMENT CENTER	Politics and civic affairs services	39,999.81
Pakistan	SOCIO ENGINEERING CONSULTANTS	Education and training services	59,610.25
Pakistan	SOLAR SIGMA LTD	Electrical systems components	11,562.70
Pakistan	SOLAR SIGMA LTD	Power generation machinery	204,508.67
Pakistan	SPECTRA ENGINEERING SOLUTIONS (PVT) LTD.	Engineering and research services	82,763.97
Pakistan	SUSTAINABLE DEVELOPMENT POLICY INSTITUTE	Engineering and research services	33,549.32
Pakistan	SUSTAINABLE DEVELOPMENT POLICY INSTITUTE	Politics and civic affairs services	33,392.17
Pakistan	SYED ALI HASAN	Management and admin services	33,000.00
Pakistan	TARAQEE FOUNDATION	Farming, fishing, forestry services	44,002.09
Pakistan	TOURISM PROMOTION SERVICES PAKISTAN) LTD	Management and admin services	2,067,863.91
Pakistan	VERSO CONSULTING	Management and admin services	112,307.75
Pakistan	VERSO CONSULTING	Public sector related services	583.42
Pakistan	WANIANS CONSTRUCTION COMPANY	Engineering and research services	291,052.65
Pakistan	WFP PAKISTAN IMPREST ACCOUNT	Management and admin services	181,133.98
Pakistan	WORLD HEALTH ORGANIZATION-PAKISTAN	Management and admin services	108,000.00
Pakistan	ZEB TRADING CORPORATION	Furniture	125,364.44
Pakistan	ZEB TRADING CORPORATION	Transportation, storage, mail services	1,375.29
Pakistan	ZOHEB QASIM	Management and admin services	38,573.06
Panama	3G OFFICE PANAMA, S.A.	Building and maintenance services	139,864.14
Panama	A. G. VIDEO CORP.	Management and admin services	30,000.00
Panama	A3, S.A.	Engineering and research services	110,500.80
Panama	ALEXIS ARCENIO PINEDA MIRANDA	Management and admin services	48,150.00
Panama	ASOC DE HOMBRES Y MUJERES NVOS DE PANAMA	Management and admin services	111,524.91
Panama	ASOC DE HOMBRES Y MUJERES NVOS DE PANAMA	Transportation, storage, mail services	8,250.00
Panama	ASOCIACION PANAMENA DE PERSONAS TRANS	Management and admin services	30,631.12
Panama	ASOCIACION PANAMENA DE PERSONAS TRANS	Transportation, storage, mail services	2,192.00
Panama	ASOCIACION VIVIENDO POSITIVAMENTE	Management and admin services	332,412.68
Panama	ASOCIACION VIVIENDO POSITIVAMENTE	Transportation, storage, mail services	19,970.00
Panama	AUDIOVISUALES DEL ISTMO, S.A.	Domestic appliances and electronics	30,982.38
Panama	B.N.L. SAFETY CONSTRUCTION INTERNATIONAL	Tools and general machinery	32,504.52
Panama	CATHALAC	Environmental services	415,775.48
Panama	CELSIUS INC, S.A.	Education and training services	30,000.00
Panama	CENTRO INTERACTIVO DE CAPACITACION SA	Education and training services	185,158.52
Panama	COMPAÑIA HOTELERA DE ALBROOK MALL	Education and training services	83,040.00
Panama	COMPAÑIA HOTELERA DE ALBROOK MALL	Travel, food and lodging	90,837.29

Location of supplier	Supplier name	Category description	Value (USD)
UNDP continued			
Panama	DATHENI TWO, LLC	Management and admin services	103,740.00
Panama	DECOLOSAL, S.A.	Furniture	36,867.85
Panama	DELOITTE, INC.	Financial and insurance services	62,000.00
Panama	EDIFICACIONES Y DESARROLLOS CIVILES, S.A	Engineering and research services	675,378.65
Panama	ENVIRONMENTAL RESOURCES MANAGEMENT PM	Farming, fishing, forestry services	140,600.00
Panama	EQUIPOS Y PARTES DE PANAMA S.A.	Motor vehicles and parts	68,700.00
Panama	FABRICADOS DE ACERO ESTRUCTURAL S.A.	Sports and recreational equipment	767,783.01
Panama	FEVOS, S.A.	Management and admin services	31,000.00
Panama	FUNDACION AVINA	Environmental services	31,829.52
Panama	FUNDACION CIUDAD DEL SABER	Management and admin services	783,153.28
Panama	FURSYS, S.A.	Furniture	49,869.00
Panama	GALLUP DE PANAMA, S.A.	Management and admin services	57,144.00
Panama	GEOHIDRO CONSULTORIA SOCIEDADE SIMPLES	Farming, fishing, forestry services	151,269.42
Panama	GEOSOLUTIONS CONSULTING INC	IT and communications equipment	118,500.00
Panama	GEOSYSTEM TOPOGRAFIA, S.A.	Domestic appliances and electronics	36,750.00
Panama	GIRASOL OVERSEAS S.A.	Services industry equipment	33,986.73
Panama	GIRASOL OVERSEAS S.A.	Structures, construction components	1,046,477.46
Panama	GRUPO URANO SA	Public sector related services	68,975.44
Panama	HAUSMANN & ASSOCIETES INC.	Motor vehicles and parts	139,516.00
Panama	HAUSMANN & ASSOCIETES INC.	Transportation, storage, mail services	7,011.00
Panama	HENKA CHANGE MANAGEMENT CONSULTING, S.A	Education and training services	53,600.00
Panama	ICEACSA CONSULTORES, S.L.	Management and admin services	99,996.25
Panama	IDEAL MUSIC CORP	Industrial manufacturing services	32,181.40
Panama	IDEAL MUSIC CORP	Transportation, storage, mail services	3,141.95
Panama	INGENIERIA Y SISTEMAS ACONDICIONADOS SA	Industrial cleaning services	30,700.00
Panama	INNOVACION Y DESARROLLO LATINOAMERICA SA	Environmental services	74,988.00
Panama	INSUMOS DE MAYAB S.A.	Industrial manufacturing services	396,056.73
Panama	IPSOS TMG PANAMA, S.A.	Management and admin services	59,500.00
Panama	IPSOS TMG PANAMA, S.A.	Politics and civic affairs services	88,700.80
Panama	JANIRE ZULAIKA ALVAREZ	Management and admin services	44,300.00
Panama	LOGISTICA HUMANITARIA	Farming, fishing equipment	38,858.14
Panama	LOGISTICA HUMANITARIA, S.A.	Sports and recreational equipment	721,491.45
Panama	MUJERES CON DIGNIDAD Y DERECHO DE PANAMA	Management and admin services	34,280.00
Panama	MUJERES CON DIGNIDAD Y DERECHO DE PANAMA	Transportation, storage, mail services	2,364.00
Panama	NAME WITHHELD FOR SECURITY REASONS	Management and admin services	675,527.00
Panama	NEGOCIOS Y SOLUCIONES INFORMATICAS S A	IT and communications equipment	60,000.00
Panama	NEW CONCEPTS PUBLICATIONS, INC	Editorial, design, graphic services	84,000.00
Panama	NIKO'S CAFE, S.A.	Education and training services	37,000.00
Panama	OFFICE GALLERY S.A.	Furniture	31,622.76
Panama	OSSIA MUSIC CORP	Tools and general machinery	363,551.00
Panama	OSSIA MUSIC CORP	Transportation, storage, mail services	32,564.10
Panama	PIZZOLANTE, S.A.	Public sector related services	32,800.04
Panama	PLAYA PALENQUE, S.A.	Building and maintenance services	552,319.30
Panama	PLAYA PALENQUE, S.A.	Engineering and research services	426,159.00
Panama	PRIMER GRUPO DE SEGURIDAD TOTAL S A	Public order and security services	44,704.14
Panama	PROCOSOL PANAMA	Farming, fishing, forestry services	38,162.15
Panama	PROCOSOL PANAMA	Politics and civic affairs services	42,402.38
Panama	PROYECTOS, EJECUCION Y CONTROL DE OBRAS,	Management and admin services	776,434.91
Panama	PRYSMA SOCIAL CONSULTORES SA	Environmental services	562,656.00
Panama	REFLECTIONS INTERTRADE CORP.	Travel, food and lodging	33,198.00
Panama	S. P. DEVELOPMENT GROUP INC.	Industrial manufacturing services	43,312.50
Panama	S. P. DEVELOPMENT GROUP INC.	Transportation, storage, mail services	1,600.00
Panama	SAN CLEMENTE ENTERPRISES S.A.	Financial and insurance services	154.23
Panama	SAN CLEMENTE ENTERPRISES S.A.	Industrial manufacturing services	35,080.27
Panama	SAN CLEMENTE ENTERPRISES S.A.	Structures, construction components	439,239.50
Panama	SISTEMAS DE INCENTIVOS EMPRESARIALES S.A	Politics and civic affairs services	81,963.00
Panama	SONDEAR	Education and training services	45,000.00
Panama	SUPLIDORES ZONA LIBRE S.A	Industrial manufacturing services	352,080.00
Panama	SUPLIDORES ZONA LIBRE S.A	Structures, construction components	211,924.01
Panama	TANAKA SERVICES INC	IT and communications equipment	4,275.00
Panama	TANAKA SERVICES INC	Printing, photo and AV equipment	26,095.02
Panama	THREEPWOOD INVESTMENT INC.	Motor vehicles and parts	39,500.00
Panama	THREEPWOOD INVESTMENT INC.	Transportation, storage, mail services	1,200.00
Panama	UNIMER, S.A.	Public sector related services	183,000.00
Panama	UNIVERSAL TRAVEL S.A.	Education and training services	279,153.69
Panama	UNIVERSAL TRAVEL S.A.	Management and admin services	600,142.83
Panama	UNIVERSAL TRAVEL S.A.	Travel, food and lodging	71,691.97
Panama	URS HOLDINGS, INC.	Farming, fishing, forestry services	852,225.37
Papua New Guinea	ADVANCE SIGNS BOUGAINVILLE LIMITED	Editorial, design, graphic services	76,716.53
Papua New Guinea	AIR NIUGINI	Transportation, storage, mail services	63,176.92
Papua New Guinea	ALAMVILLE COMPANY LIMITED	Management and admin services	59,905.51
Papua New Guinea	ANGLO PACIFIC RESEARCH & STRATEGY LTD	Politics and civic affairs services	69,983.00
Papua New Guinea	CONSERVATION AND ENVIRONMENT PROTECTIO	Education and training services	132,167.52
Papua New Guinea	DIGICEL (PNG) LTD	Engineering and research services	37,417.32
Papua New Guinea	DIXIES BUNGALOWS RESORT	Education and training services	62,650.94
Papua New Guinea	ESSJAY HIRE CARS	Transportation, storage, mail services	45,000.00
Papua New Guinea	ESSJAY HIRE CARS	Travel, food and lodging	57,322.83
Papua New Guinea	FIONA HAREPA	Management and admin services	30,172.64
Papua New Guinea	G4S SECURE SOLUTIONS PNG LTD	Public order and security services	802,455.00
Papua New Guinea	GATEWAY HOTEL	Travel, food and lodging	120,913.38
Papua New Guinea	GERARD NG KWANG HAN	Management and admin services	49,092.00
Papua New Guinea	HAUSLAIN HOLDINGS LIMITED	Travel, food and lodging	33,433.96
Papua New Guinea	JODASH TRANS & HIRE SERVICES	Travel, food and lodging	87,740.88
Papua New Guinea	JOSEPHINE HAREPA	Management and admin services	40,293.54

Location of supplier	Supplier name	Category description	Value (USD)
UNDP continued			
Papua New Guinea	KAVIENG NIU LODGE LTD	Education and training services	32,731.02
Papua New Guinea	KENMORE LTD T/A ATLAS STEEL LAE	Structures, construction components	84,608.68
Papua New Guinea	MADANG RESORT HOTEL LTD	Travel, food and lodging	67,409.21
Papua New Guinea	NAME WITHHELD FOR SECURITY REASONS	Management and admin services	274,493.00
Papua New Guinea	NASFUND PROPERTIES	Management and admin services	692,203.15
Papua New Guinea	NASFUND PROPERTIES	Public sector related services	3,789.18
Papua New Guinea	PATRICIA KILA	Management and admin services	54,425.20
Papua New Guinea	PENTAGON FREIGHT SERVICES (PNG) LTD	Transportation, storage, mail services	45,000.00
Papua New Guinea	SARAH NAHIDI STOCKS	Management and admin services	52,000.00
Papua New Guinea	SORONG BUILDERS	Structures, construction components	133,318.88
Paraguay	A-FINES SRL	Management and admin services	35,036.11
Paraguay	AEREQ S.A.	Structures, construction components	50,973.34
Paraguay	ASOCIACION COOPERAZIONE INTERNAZIONALE	Politics and civic affairs services	136,933.78
Paraguay	BARCOS Y RODADOS S.A.	Fuels and lubricants etc.	34,464.93
Paraguay	CARLOS ROBERTO ALVAREZ ESTEVEZ	Management and admin services	37,083.04
Paraguay	INVESTIGACION PARA EL DESARROLLO	Management and admin services	607,711.26
Paraguay	JOBS SRL	Management and admin services	39,422.42
Paraguay	LUGAL SOCIEDAD ANONIMA	Education and training services	39,899.89
Paraguay	NAME WITHHELD FOR SECURITY REASONS	Building and maintenance services	42,898.65
Paraguay	NAME WITHHELD FOR SECURITY REASONS	Industrial manufacturing services	47,787.61
Paraguay	NAME WITHHELD FOR SECURITY REASONS	Management and admin services	111,376.52
Paraguay	NATURA S.A.	Management and admin services	100,603.26
Paraguay	NETLOGIC S.R.L.	IT and communications equipment	30,815.12
Paraguay	NETLOGIC S.R.L.	Structures, construction components	75,116.46
Paraguay	OFFICE COMPU S.A.	Electrical systems components	1,242.99
Paraguay	OFFICE COMPU S.A.	IT and communications equipment	29,247.13
Paraguay	OFFICE COMPU S.A.	Printing, photo and AV equipment	2,330.88
Paraguay	PROTEK SRL	Security and safety equipment	34,038.86
Paraguay	SANTIAGO ADOLFO VEGA ESPINOLA	Education and training services	47,863.78
Paraguay	SEA ABOGADOS & CONSULTORES AMBIENTALES	Education and training services	45,798.84
Paraguay	SENIOR PUBLICIDAD S.R.L.	Education and training services	55,418.95
Paraguay	SRC TECH SRL	IT and communications equipment	34,956.13
Paraguay	SSD SRL	IT and communications equipment	26,834.08
Paraguay	SSD SRL	Public sector related services	12,825.11
Paraguay	STARK TECNOLOGIA S.A.	IT and communications equipment	64,782.17
Paraguay	TANISBER S.A.	Management and admin services	152,920.00
Paraguay	TERMINOBRAS S.A.	Structures, construction components	146,968.75
Peru	ADVANCE TECHNOLOGY SERVICE SRL	Engineering and research services	32,889.70
Peru	AGENCIAPERU PRODUCCIONES SAC	Editorial, design, graphic services	49,965.43
Peru	ALTURAS SEGURIDAD INDUSTRIAL SAC	Security and safety equipment	29,284.75
Peru	ALTURAS SEGURIDAD INDUSTRIAL SAC	Tools and general machinery	11,249.67
Peru	ANDINA DE RADIODIFUSION S.A.C.	Editorial, design, graphic services	271,894.60
Peru	ASOC DE COMUNICADORES SOCIALES CALANDRIA	Financial and insurance services	10,639.74
Peru	ASOC DE COMUNICADORES SOCIALES CALANDRIA	Management and admin services	59,109.69
Peru	BDO CONSULTING S A C	Management and admin services	126,767.06
Peru	CIA. PERUANA DE RADIODIFUSION S.A.	Editorial, design, graphic services	437,327.46
Peru	CONTRACT WORPLACES PERU SAC	Public order and security services	87,613.10
Peru	CORPORACION ANALPES PERU SAC	Politics and civic affairs services	62,384.19
Peru	CRP MEDIOS Y ENTRETENIMIENTO S.A.C.	Editorial, design, graphic services	104,534.03
Peru	EMPRESA EDITORA EL COMERCIO S.A.	Editorial, design, graphic services	84,567.12
Peru	EYE CATCHER MEDIA SAC	Editorial, design, graphic services	37,510.17
Peru	FRANCO MORA FELIX	Management and admin services	30,000.00
Peru	FRIONOX SAC	Motor vehicles and parts	661,420.00
Peru	FRIONOX SAC	Services industry equipment	1,969,678.45
Peru	GRUPO PANA S A	Motor vehicles and parts	125,400.00
Peru	GRUPO PANAMERICANA DE RADIOS S.A.	Editorial, design, graphic services	43,299.52
Peru	GRUPORPP S.A.C.	Editorial, design, graphic services	192,727.92
Peru	IDEL INNOVACION Y DESARROLLO PERU SA	Organizations and clubs	60,009.57
Peru	INDUSTRIAS PATCOR S.A	Services industry equipment	2,578,618.04
Peru	INST NAC DE RADIO Y TELEVISION DEL PERU	Editorial, design, graphic services	37,896.47
Peru	J&J TRANSPORTES SOLUCIONES INTEGRAL SAC	Services industry equipment	3,402,754.43
Peru	JAVIER MARIA IGUINIZ ECHEVERRIA	Management and admin services	32,243.21
Peru	LATINA MEDIA SAC	Editorial, design, graphic services	450,519.35
Peru	MAX RAFAEL TELLO CHARUN	Management and admin services	30,000.00
Peru	MEDIA NETWORKS LATIN AMERICA SAC	Editorial, design, graphic services	236,000.00
Peru	METROPOLITAN MEDIA S.A.C.	Editorial, design, graphic services	34,834.75
Peru	NAME WITHHELD FOR SECURITY REASONS	Management and admin services	169,995.39
Peru	PANELES NAPSA S.R.L	Editorial, design, graphic services	91,699.53
Peru	PONTIFICIA UNIVERSIDAD CATOLICA DEL PERU	Environmental services	54,992.18
Peru	PROYECTO DELTA S.A.C.	Building and maintenance services	13,596,958.85
Peru	PUBLICIDAD Y COMUNICACIONES SAC	Editorial, design, graphic services	47,329.97
Peru	RADIO LA KARIBENA S.A.C.	Editorial, design, graphic services	85,995.77
Peru	SALHUANA CAVIDES, ROGER	Management and admin services	48,224.00
Peru	TECNICAS METALICAS INGENIEROS SAC	Building and maintenance services	477,905.73
Peru	TRANSPORTES ALILI SAC	Management and admin services	50,692.23
Peru	UNIVERSIDAD ESAN	Education and training services	103,387.47
Peru	UNOPS	Engineering and research services	46,938.00
Peru	VIDEO FILMS S.A.C.	Editorial, design, graphic services	31,646.82
Philippines	98LABS, INC.	Management and admin services	65,082.38
Philippines	A.M.RAMOS TRADING INC	Apparel, luggage and personal care	26,162.80
Philippines	A.M.RAMOS TRADING INC	Cleaning equipment	106.90
Philippines	A.M.RAMOS TRADING INC	Material handling machinery	20,502.99
Philippines	A.M.RAMOS TRADING INC	Medical equipment	870.10
Philippines	A.M.RAMOS TRADING INC	Paper materials and products	455.30

Location of supplier	Supplier name	Category description	Value (USD)
UNDP continued			
Philippines	A.M.RAMOS TRADING INC	Published products	28,655.13
Philippines	A.M.RAMOS TRADING INC	Transportation, storage, mail services	1,177.95
Philippines	ADDESSA CORPORATION	Domestic appliances and electronics	84,261.45
Philippines	ANGKAT CONSTRUCTION & SUPPLIES	Structures, construction components	65,944.74
Philippines	ASIAN INSTITUTE OF DEVELOPMENT STUDIES,	Farming, fishing, forestry services	132,569.60
Philippines	BANGSAMORO LEADERSHIP AND MANAGEMENT	Organizations and clubs	83,760.36
Philippines	CASA LETICIA	Travel, food and lodging	42,100.17
Philippines	CBD AYALA CENTRE, INC	Engineering and research services	6,199.47
Philippines	CBD AYALA CENTRE, INC	Management and admin services	300,558.07
Philippines	CBD AYALA CENTRE, INC	Transportation, storage, mail services	7,058.97
Philippines	CROWNE PLAZA GALLERIA MANILA	Management and admin services	1,981.44
Philippines	CROWNE PLAZA GALLERIA MANILA	Travel, food and lodging	66,048.15
Philippines	FOUNDATION FOR THE PHILIPPINE	Management and admin services	37,135.74
Philippines	INDOPLAS PHILIPPINES, INC	Medical equipment	90,669.54
Philippines	INDOPLAS PHILIPPINES, INC	Transportation, storage, mail services	1,210.65
Philippines	LEXCODE INC.	Editorial, design, graphic services	45,878.24
Philippines	LEXCODE INC.	Management and admin services	192.05
Philippines	LM BALTONADO CONSTRUCTION	Engineering and research services	57,905.49
Philippines	MAKATI DIAMOND RESIDENCES	Management and admin services	356.45
Philippines	MAKATI DIAMOND RESIDENCES	Travel, food and lodging	82,805.54
Philippines	MIRIAM COLLEGE FOUNDATION INC.	Education and training services	49,995.00
Philippines	MIRIAM COLLEGE FOUNDATION INC.	Management and admin services	1,499.85
Philippines	MONTEBON MARY GEMME BAUTISTA	Management and admin services	94,341.00
Philippines	MOVENPICK HOTEL MACTAN ISLAND CEBU	Education and training services	37,002.68
Philippines	MOVENPICK HOTEL MACTAN ISLAND CEBU	Management and admin services	144.03
Philippines	NAME WITHHELD FOR SECURITY REASONS	Management and admin services	1,114,848.83
Philippines	NAME WITHHELD FOR SECURITY REASONS	Transportation, storage, mail services	77,333.89
Philippines	NEXTGEN COMMERCIAL	Musical instruments and arts and crafts	7,435.21
Philippines	NEXTGEN COMMERCIAL	Office equipment	8,166.48
Philippines	NEXTGEN COMMERCIAL	Paper materials and products	690.57
Philippines	NEXTGEN COMMERCIAL	Published products	21,612.89
Philippines	PARTNERSHIP IN ENVIRONMENTAL MANAGEMEN	Environmental services	249,000.00
Philippines	PARTNERSHIP IN ENVIRONMENTAL MANAGEMEN	Management and admin services	7,470.00
Philippines	PHILIP VISSER	Management and admin services	47,200.00
Philippines	PHILIPPINE S & T DEVELOPMENT FOUNDATION	Management and admin services	1,126,430.88
Philippines	PRICE SMART SUPERSTORES INC	Apparel, luggage and personal care	5,585.39
Philippines	PRICE SMART SUPERSTORES INC	Cleaning equipment	1,412.51
Philippines	PRICE SMART SUPERSTORES INC	Food and beverage products	34,158.97
Philippines	PROPMECH CORPORATION	Power generation machinery	25,561,392.97
Philippines	R.M. MONDARES CONSTRUCTION	Structures, construction components	86,293.18
Philippines	RAPPLER INC.	Public sector related services	44,118.50
Philippines	RCBC REALTY CORPORATION	Management and admin services	748,149.03
Philippines	RESOURCES, ENVIRONMENT, AND ECONOMICS	Engineering and research services	64,126.67
Philippines	ROCKWELL LAND CORPORATION	Management and admin services	193,665.42
Philippines	SOMBRIO CONSTRUCTION AND SUPPLY	Structures, construction components	45,311.35
Philippines	SOUTHMIN IHOME INCORPORATED	Structures, construction components	34,089.35
Philippines	TOYOTA MAKATI INC.	Management and admin services	144.03
Philippines	TOYOTA MAKATI INC.	Motor vehicles and parts	32,791.42
Philippines	TOYOTA OTIS,INC.	Motor vehicles and parts	76,487.48
Philippines	TOYOTA OTIS,INC.	Power generation machinery	2,864.82
Philippines	TOYOTA PASONG TAMO, INC.	Financial and insurance services	45.51
Philippines	TOYOTA PASONG TAMO, INC.	Motor vehicles and parts	31,974.19
Philippines	TRINITY CONSTRUCTION & DEVELOPMENT	Structures, construction components	49,855.40
Philippines	V.T. LAGUYO CONSTRUCTION, INC.	Politics and civic affairs services	49,779.47
Philippines	VILLABA ASSOCIATION OF GOAT ENTREPR	Live plant and animal material	33,490.82
Philippines	VILLABA ASSOCIATION OF GOAT ENTREPR	Management and admin services	1,196.10
Poland	EWELINA PUSZ	Management and admin services	48,000.00
Poland	EWELINA PUSZ	Transportation, storage, mail services	1,500.00
Poland	LUG LIGHT FACTORY SP.ZO.O	Environmental services	39,219.00
Poland	NAME WITHHELD FOR SECURITY REASONS	Management and admin services	159,001.00
Portugal	GESTO ENERGIA, S.A.	Engineering and research services	62,404.10
Portugal	GET2C-LDA	Environmental services	97,418.75
Portugal	JEREMY JULIAN SARKIN	Management and admin services	31,302.00
Portugal	KOVANDA INTERNATIONAL GENERAL TRADING	Electrical systems components	313.81
Portugal	KOVANDA INTERNATIONAL GENERAL TRADING	IT and communications equipment	20,910.04
Portugal	KOVANDA INTERNATIONAL GENERAL TRADING	Security and safety equipment	106,668.41
Portugal	NAME WITHHELD FOR SECURITY REASONS	Management and admin services	156,628.00
Portugal	QUIDGEST CONSULTORES GESTAO, S.A.	Engineering and research services	30,000.00
Republic of Korea	KOREA DEVELOPMENT INSTITUTE (KDI)	Engineering and research services	532,412.00
Republic of Korea	NAME WITHHELD FOR SECURITY REASONS	Management and admin services	53,500.00
Republic of Korea	STANDARD DIAGNOSTICS	Laboratory and testing equipment	855,411.75
Republic of Korea	STANDARD DIAGNOSTICS	Medical equipment	383,985.96
Republic of Korea	STANDARD DIAGNOSTICS	Transportation, storage, mail services	155,762.00
Republic of Korea	STANDARD DIAGNOSTICS INC.	Medical equipment	2,654,340.00
Republic of Korea	STANDARD DIAGNOSTICS INC.	Transportation, storage, mail services	71,960.00
Republic of Moldova	(R) ABS SRL	Power generation machinery	28,369.70
Republic of Moldova	(R) ABS SRL	Tools and general machinery	6,718.01
Republic of Moldova	(R) AO ALTERNATIVE INTERNATIONALE DE	Education and training services	38,020.00
Republic of Moldova	(R) AO CENTRUL EDUCATIONAL PRO DIDACTICA	Education and training services	99,947.90
Republic of Moldova	(R) AO COMITETUL NATIONAL ICOM MOLDOVA	Education and training services	67,696.80
Republic of Moldova	(R) AO EXPERT GRUP	Engineering and research services	89,029.00
Republic of Moldova	(R) AO INTERACTIUNE	Education and training services	49,438.00
Republic of Moldova	(R) AO NOVA	Education and training services	95,795.00
Republic of Moldova	(R) AO PRO TREBUJENI	Education and training services	96,764.97

Location of supplier	Supplier name	Category description	Value (USD)
UNDP continued			
Republic of Moldova	(R) ARAMA R SRL	Furniture	31,085.00
Republic of Moldova	(R) ARAMA R SRL	Transportation, storage, mail services	2,020.00
Republic of Moldova	(R) ASOCIATIA ECOLOGICA A PASTRATORILOR	Education and training services	90,308.00
Republic of Moldova	(R) AUTO PREZENT SA FILIAL MEGA	Management and admin services	1,600.00
Republic of Moldova	(R) AUTO PREZENT SA FILIAL MEGA	Motor vehicles and parts	262,100.00
Republic of Moldova	(R) BARZINE CONS SRL	Engineering and research services	430,216.00
Republic of Moldova	(R) BASADORO AGROTEH SRL	Motor vehicles and parts	348,000.00
Republic of Moldova	(R) BCI BUSINESS CONSULTING INSTITUTE	Education and training services	35,666.00
Republic of Moldova	(R) BCI BUSINESS CONSULTING INSTITUTE	Politics and civic affairs services	70,239.00
Republic of Moldova	(R) BDR ASSOCIATES	Politics and civic affairs services	50,410.00
Republic of Moldova	(R) BDR ASSOCIATES	Public sector related services	23,550.00
Republic of Moldova	(R) CANDISGAZ SRL	Engineering and research services	57,300.00
Republic of Moldova	(R) CENTRUL NAT DE ASISTENTA CONTACT	Education and training services	73,628.31
Republic of Moldova	(R) DEKART-ATM SRL	Engineering and research services	167,911.75
Republic of Moldova	(R) DELTA CONSTRUCT SRL	Engineering and research services	197,304.03
Republic of Moldova	(R) DITA ESTFARM SRL	Medical equipment	280,817.25
Republic of Moldova	(R) DITA ESTFARM SRL	Pharmaceuticals, contraceptives, vaccines	461,277.16
Republic of Moldova	(R) ENDO CHIRURGIE SRL	Medical equipment	114,580.83
Republic of Moldova	(R) ENGINEERING CONSULTING SRL	Building and maintenance services	44,327.58
Republic of Moldova	(R) EUSEVAS CONS SRL	Engineering and research services	290,062.77
Republic of Moldova	(R) FABDEI SRL	Public sector related services	32,246.46
Republic of Moldova	(R) FCPC DATA CONTROL SRL	Medical equipment	73,951.00
Republic of Moldova	(R) HIPERTEH SRL	Engineering and research services	154,098.23
Republic of Moldova	(R) ICS CBS MOTORS SRL	Motor vehicles and parts	88,020.00
Republic of Moldova	(R) ICS EPSILON MEDICAL SRL	Medical equipment	39,518.31
Republic of Moldova	(R) ICS LAND SUPPORT SYSTEMS SRL	Farming, fishing, forestry services	36,000.00
Republic of Moldova	(R) IGC CONSTRUCT SRL	Engineering and research services	133,385.00
Republic of Moldova	(R) II PADURET ALEXANDRU	Engineering and research services	70,819.16
Republic of Moldova	(R) IM AGROPIESE TGR GRUP SRL	Motor vehicles and parts	67,750.00
Republic of Moldova	(R) IM GBG MLD SRL	Medical equipment	74,481.96
Republic of Moldova	(R) IM LIUPAS IMOBIL SRL	Management and admin services	230,103.89
Republic of Moldova	(R) IMUNOTEHNOMED SRL	Medical equipment	65,047.68
Republic of Moldova	(R) INNOVATIVE MICRO SOLUTIONS SRL	Engineering and research services	36,500.00
Republic of Moldova	(R) INSTITUTUL DE DEZVOLTARE URBANA	Politics and civic affairs services	69,386.00
Republic of Moldova	(R) INSTITUTUL DE REFORME PENALE	Financial and insurance services	63,145.00
Republic of Moldova	(R) INTERMED SRL	Medical equipment	39,281.60
Republic of Moldova	(R) IZODROMGAZ SRL	Engineering and research services	379,971.11
Republic of Moldova	(R) LINIA AND CO SRL	Engineering and research services	86,350.75
Republic of Moldova	(R) MARCONEX PRIM SRL	Engineering and research services	172,350.16
Republic of Moldova	(R) MONCOMTEX SRL	Engineering and research services	333,101.47
Republic of Moldova	(R) NEOTEC SRL	Medical equipment	78,850.00
Republic of Moldova	(R) NP TORGOVO PROMYSHLENNAYA PALATA PM	Education and training services	37,046.00
Republic of Moldova	(R) NRG INTERACTIV SRL	Engineering and research services	38,320.00
Republic of Moldova	(R) OOO IATI	Engineering and research services	190,693.45
Republic of Moldova	(R) OOO LAVSAR	Engineering and research services	76,000.00
Republic of Moldova	(R) PRESTIGIU AZ SRL	Building and maintenance services	159,875.96
Republic of Moldova	(R) PRESTIGIU AZ SRL	Engineering and research services	737,547.80
Republic of Moldova	(R) PROCONSULTING SRL	Politics and civic affairs services	113,912.06
Republic of Moldova	(R) PROMTEL SRL	Engineering and research services	104,947.69
Republic of Moldova	(R) SA DARNIC GAZ	Engineering and research services	1,529,418.00
Republic of Moldova	(R) SC LEVPROCONS SRL	Engineering and research services	37,215.83
Republic of Moldova	(R) SC PROVALENTA GRUP SRL	Engineering and research services	81,927.00
Republic of Moldova	(R) STANDART TEHNOLOGIA SRL	Engineering and research services	233,293.67
Republic of Moldova	(R) STUDIO PIXEL SRL	Editorial, design, graphic services	35,580.00
Republic of Moldova	(R) TETIS INTERNATIONAL CO SRL	Medical equipment	60,330.72
Republic of Moldova	(R) UNIVERSAL INSTAL SRL	Engineering and research services	63,400.00
Republic of Moldova	(R) VALDCONGRUP SRL	Building and maintenance services	288,188.00
Republic of Moldova	(R) VALDCONGRUP SRL	Engineering and research services	291,055.00
Republic of Moldova	ALEXANDRU URSUL	Management and admin services	30,450.00
Republic of Moldova	BECTON DICKINSON	Medical equipment	113,849.00
Republic of Moldova	FUNDACJA SOLIDARNOSCI MIEDZYNARODOWEJ R	Politics and civic affairs services	63,102.00
Republic of Moldova	NAME WITHHELD FOR SECURITY REASONS	Management and admin services	38,130.00
Republic of Moldova	NAME WITHHELD FOR SECURITY REASONS	Transportation, storage, mail services	4,404.80
Romania	ADARA MEDIA SRL	Management and admin services	44,827.00
Romania	ASCENDIA SA	Management and admin services	47,122.00
Romania	ASOCIATIA CENTRUL ROMAN DE MODELARE	Education and training services	34,108.20
Romania	ASTI INTERNATIONAL	Engineering and research services	250.00
Romania	ASTI INTERNATIONAL	Public sector related services	69,586.67
Romania	ASTI INTERNATIONAL	Transportation, storage, mail services	245.00
Romania	DANIEL MUGUR BARBU	Management and admin services	70,000.00
Romania	DELIA MARIA OPREA	Management and admin services	40,000.00
Romania	INSTITUTUL NATIONAL DE CERCETARE	Engineering and research services	188,861.31
Romania	INTERNATIONAL CONSULTING EXPERTISE SRL	Education and training services	85,000.00
Romania	IOT SOLUTIONS AND CONSULTING SRL	Engineering and research services	46,123.00
Romania	NAME WITHHELD FOR SECURITY REASONS	Management and admin services	104,800.00
Romania	SC IELLO DEV SRL	Engineering and research services	63,000.00
Russian Federation	DS BEZOPASNOST LTD	Tools and general machinery	235,114.00
Russian Federation	ELAR GOLD LLC	Farming, fishing equipment	89,400.00
Russian Federation	ELAR GOLD LLC	Transportation, storage, mail services	2,000.00
Russian Federation	FED STATE BUD ESTAB CIVIL DEFEN&DIS MAN	Environmental services	49,922.17
Russian Federation	GAZ GROUP COMMERCIAL VEHICLES, LLC	Financial and insurance services	890.00
Russian Federation	GAZ GROUP COMMERCIAL VEHICLES, LLC	Management and admin services	6,500.00
Russian Federation	GAZ GROUP COMMERCIAL VEHICLES, LLC	Motor vehicles and parts	73,710.00
Russian Federation	GGI PRIBOR	Education and training services	1,750.00

Location of supplier	Supplier name	Category description	Value (USD)
UNDP continued			
Russian Federation	GGI PRIBOR	Farming, fishing, forestry services	34,260.00
Russian Federation	GGI PRIBOR	Transportation, storage, mail services	2,635.00
Russian Federation	HAY GROUP LLC	Politics and civic affairs services	442,202.62
Russian Federation	INCOM OOO	Engineering and research services	32,000.00
Russian Federation	IZDATELSTVO VES MIR	Editorial, design, graphic services	35,687.00
Russian Federation	KONTUR LLC	Tools and general machinery	49,700.00
Russian Federation	KONTUR LLC	Transportation, storage, mail services	1,100.00
Russian Federation	NAME WITHHELD FOR SECURITY REASONS	Management and admin services	48,000.00
Russian Federation	NAUCH ISS PR INST TER RAZV I TRANS INFRA	Politics and civic affairs services	33,406.00
Russian Federation	OOO ECOZENTR ZAPOVEDNIKI	Education and training services	39,210.00
Russian Federation	PK SVSK LTD	Building and maintenance services	75,000.02
Russian Federation	PK SVSK LTD	Financial and insurance services	499.98
Russian Federation	PK SVSK LTD	Transportation, storage, mail services	8,000.00
Russian Federation	SHVABE MOSKVA LLC	Engineering and research services	2,870.00
Russian Federation	SHVABE MOSKVA LLC	Medical equipment	45,300.00
Russian Federation	SHVABE MOSKVA LLC	Transportation, storage, mail services	850.00
Russian Federation	SKIFAGROS LLC	Financial and insurance services	865.00
Russian Federation	SKIFAGROS LLC	Live plant and animal material	85,408.00
Russian Federation	SKIFAGROS LLC	Transportation, storage, mail services	8,550.00
Russian Federation	STRELA NAUCHNO-PROIZVODSTVENNIY TSENTR	Engineering and research services	44,750.00
Russian Federation	TSENTR PROGRAMM I PROEKTOV V OBLASTI RAZ	Engineering and research services	49,995.00
Russian Federation	WORLD HEALTH ORGANIZATION IN RF	Management and admin services	48,733.67
Rwanda	BATAMULIZA EVELYNE ANDREW	Management and admin services	72,000.00
Rwanda	CUBE COMMUNICATIONS LTD	Public sector related services	48,274.25
Rwanda	CUBE COMMUNICATIONS LTD	Travel, food and lodging	77,140.76
Rwanda	LEMIGO HOTEL	Travel, food and lodging	36,936.00
Rwanda	NAME WITHHELD FOR SECURITY REASONS	Management and admin services	72,000.00
Rwanda	NAME WITHHELD FOR SECURITY REASONS	Transportation, storage, mail services	1,000.00
Rwanda	PRICEWATERHOUSECOOPER RWANDA LIMITED	Financial and insurance services	165,761.00
Rwanda	PYRAMID-PHARMA LTD RWANDA	Pharmaceuticals, contraceptives, vaccines	32,798.84
Rwanda	RWANDAMOTOR SA	Motor vehicles and parts	132,871.08
Rwanda	SCHMIDS NICOLAS	Management and admin services	48,000.00
Rwanda	STRICKERS LTD	IT and communications equipment	69,451.44
Saint Kitts and Nevis	CLAUDIA AMELIA DREW	Management and admin services	35,533.98
Saint Lucia	JULIE VANESSA XAVIER	Management and admin services	47,378.64
Saint Lucia	KURT DENZIL PROSPERE	Management and admin services	34,449.36
Saint Lucia	NAME WITHHELD FOR SECURITY REASONS	Management and admin services	60,000.00
Saint Vincent and the Grenadines	DOUBLE A INC.	Engineering and research services	79,764.93
Saint Vincent and the Grenadines	MURRAY HEIGHTS HOTEL	Farming, fishing equipment	38,645.00
Saint Vincent and the Grenadines	NAME WITHHELD FOR SECURITY REASONS	Farming, fishing equipment	38,645.00
Saint Vincent and the Grenadines	RUTHVIN ELSON HARPER	Management and admin services	34,055.52
Samoa	AH LIKI CONSTRUCTION COMPANY LIMITED	Building and maintenance services	61,086.34
Samoa	FAMILY BUILDERS CONSTRUCTION	Building and maintenance services	112,135.80
Samoa	FAMILY BUILDERS CONSTRUCTION	Structures, construction components	31,353.14
Samoa	ISAIA MASI IONA	Building and maintenance services	79,721.36
Samoa	LNH DESIGN & BUILD	Building and maintenance services	92,004.83
Samoa	MARIETA AINSLIE CHU LING - SO'O	Management and admin services	50,000.00
Samoa	NAME WITHHELD FOR SECURITY REASONS	Management and admin services	155,520.00
Samoa	NAME WITHHELD FOR SECURITY REASONS	Public order and security services	40,773.18
Samoa	NAME WITHHELD FOR SECURITY REASONS	Structures, construction components	39,936.30
Samoa	SAMOA STATIONERY AND BOOKS LIMITED	Furniture	491.60
Samoa	SAMOA STATIONERY AND BOOKS LIMITED	IT and communications equipment	27,652.60
Samoa	SAMOA STATIONERY AND BOOKS LIMITED	Printing, photo and AV equipment	3,932.81
Samoa	SCHWALGER DESIGNS & BUILD LIMITED	Building and maintenance services	119,325.03
Samoa	SCHWARZ CONSTRUCTION LTD	Material handling machinery	38,612.63
Samoa	STRICKLAND BROTHERS LIMITED	Building and maintenance services	71,174.97
Samoa	TRANSWORKS LIMITED	Building and maintenance services	120,308.06
Samoa	ULIA CONSTRUCTION LTD	Building and maintenance services	40,628.57
Sao Tome and Principe	CONSTRUCAO, AGUA & INFORMATICA LTD	Building and maintenance services	30,808.90
Sao Tome and Principe	EGECON	Building and maintenance services	31,462.01
Sao Tome and Principe	EGECON	Engineering and research services	70,103.76
Sao Tome and Principe	IDRISSA SANOUSSI	Management and admin services	60,000.00
Sao Tome and Principe	MSC FABRICAS AGRICOLAS	Farming, fishing, forestry services	89,187.56
Sao Tome and Principe	SOTEC-SOCIEDADE DE TECNICOS DE CONST.CIV	Building and maintenance services	33,678.33
Saudi Arabia	AL-FALAH AUTO CO.	Motor vehicles and parts	38,400.00
Saudi Arabia	DESERT TECHNOLOGIES INDUSTRIES CO. LTD.	Education and training services	1,378,793.00
Saudi Arabia	DESERT TECHNOLOGIES INDUSTRIES CO. LTD.	Electrical systems components	5,931,340.00
Saudi Arabia	DESERT TECHNOLOGIES INDUSTRIES CO. LTD.	Engineering and research services	51,694.00
Saudi Arabia	DESERT TECHNOLOGIES INDUSTRIES CO. LTD.	Transportation, storage, mail services	416,620.00
Saudi Arabia	ENTERPRISE INTEGRATED SOLUTION EST.	Management and admin services	65,695.00
Saudi Arabia	HEATING & AIR CONDITIONING ENTERPRISES	Building and maintenance services	27,600.00
Saudi Arabia	HEATING & AIR CONDITIONING ENTERPRISES	Distribution equipment	30,666.67
Saudi Arabia	NETAQAT TECHNOLOGY	Domestic appliances and electronics	66,450.67
Saudi Arabia	NETAQAT TECHNOLOGY	IT and communications equipment	2,426.67
Saudi Arabia	ZAMIL AIR CONDITIONING AND REFRIGERATIO	Distribution equipment	52,058.67
Senegal	ABDOU SALAM THIAM	Management and admin services	38,500.00
Senegal	BONKOUNGOU CHARLES	Management and admin services	78,308.00
Senegal	BUREAU D'ETUDES SAIDOU DIALLO	Engineering and research services	122,473.20
Senegal	BUREAU D'ETUDES TECHNIQUES PLUS	Engineering and research services	265,505.34
Senegal	BUREAU VERITAS SAU	Engineering and research services	568,830.71
Senegal	CAPCI SARL	Live plant and animal material	123,166.78
Senegal	CARITAS KAOLACK	Farming, fishing equipment	273,282.88
Senegal	CARITAS KAOLACK	Farming, fishing, forestry services	57,918.92
Senegal	CARITAS KAOLACK	Politics and civic affairs services	63,847.07

Location of supplier	Supplier name	Category description	Value (USD)
UNDP continued			
Senegal	CETIDE CONSEILS	Education and training services	32,355.47
Senegal	CETIDE CONSEILS	Farming, fishing equipment	97,404.08
Senegal	CETIDE CONSEILS	Politics and civic affairs services	44,823.43
Senegal	CFAO MOTORS	Motor vehicles and parts	150,419.80
Senegal	CFAO SENEGAL	Motor vehicles and parts	35,259.02
Senegal	CGC INTL SENEGAL	Engineering and research services	419,695.18
Senegal	COMPAGNIE SAHELIENNE D'ENTREPRISES	Engineering and research services	9,447,657.25
Senegal	CSI MATFORCE	Farming, fishing equipment	239,421.09
Senegal	DIA IBRAHIMA	Management and admin services	31,834.20
Senegal	DIOUBO	Environmental services	150,452.76
Senegal	DIOUBO	Farming, fishing, forestry services	36,237.13
Senegal	DJOUME SYLLA	Management and admin services	40,000.00
Senegal	ECORE SA	Engineering and research services	1,740,925.25
Senegal	ELEVOLUTION ENGENHARIA SA	Engineering and research services	817,171.20
Senegal	ENTREPRISE DA ROSA SUARL	Engineering and research services	2,080,878.92
Senegal	FORAMAT SARL	Engineering and research services	323,554.64
Senegal	GAWLO OFFICE MEDIA	Management and admin services	18,441.93
Senegal	GAWLO OFFICE MEDIA	Public sector related services	18,441.93
Senegal	GEOTOP INGENIERIE	Engineering and research services	779,380.95
Senegal	GRADELS	Education and training services	141,200.67
Senegal	GRADELS	Farming, fishing equipment	181,610.98
Senegal	GROUPE THIAYTOU	Engineering and research services	322,531.85
Senegal	GROUPEMENT CSTI BDTP	Engineering and research services	1,731,252.62
Senegal	GROUPEMENT D'ENTREPRISES EAK/GCI AF	Engineering and research services	3,903,484.51
Senegal	GROUPEMENT DIAMA TECHNOLOGY/CMGP	Farming, fishing equipment	178,950.52
Senegal	GROUPEMENT EIA/EIC	Environmental services	678,418.79
Senegal	GROUPEMENT EIA/EIC	Farming, fishing, forestry services	44,247.37
Senegal	GROUPEMENT SGTP EGX	Engineering and research services	790,317.40
Senegal	GROUPEMENT SLS/SBM	Engineering and research services	878,565.36
Senegal	HOTEL FLEUR DE LYS	Travel, food and lodging	30,127.77
Senegal	HYDROCONSULT INTERNATIONAL	Engineering and research services	444,159.60
Senegal	I-CONS SA	Engineering and research services	6,946,690.26
Senegal	IDEAL 860	Environmental services	342,160.45
Senegal	IDEAL 860	Farming, fishing, forestry services	163,237.27
Senegal	IDEV-IC/SEMIS	Engineering and research services	446,365.17
Senegal	KING FAHD PALACE HOTEL	Travel, food and lodging	34,955.10
Senegal	LES SPECIALISTES DE L'ENERGIE	Engineering and research services	8,224,807.82
Senegal	MINTECH INTERNATIONAL	Engineering and research services	104,575.17
Senegal	MONDIALCOM SARL	IT and communications equipment	38,076.48
Senegal	MOORE STEPHENS LLP	Financial and insurance services	30,300.00
Senegal	MOUHAMADOU MEDIOUF DIOP	Management and admin services	30,869.79
Senegal	MS ET ASSOCIES SARL	Education and training services	64,806.86
Senegal	MS ET ASSOCIES SARL	Farming, fishing equipment	195,096.94
Senegal	MS ET ASSOCIES SARL	Politics and civic affairs services	86,879.00
Senegal	NAME WITHHELD FOR SECURITY REASONS	Management and admin services	399,957.55
Senegal	NAME WITHHELD FOR SECURITY REASONS	Transportation, storage, mail services	30,500.00
Senegal	NEGODIS	Farming, fishing equipment	5,064,969.47
Senegal	NOUVELLE SOC. DES MINES ET DES TRA. PUBL	Engineering and research services	1,467,396.00
Senegal	OREADE BRECHE	Financial and insurance services	-
Senegal	OREADE BRECHE	Management and admin services	58,930.60
Senegal	OREADE BRECHE	Politics and civic affairs services	25,255.97
Senegal	PAN SENEGAL	Apparel, luggage and personal care	202.31
Senegal	PAN SENEGAL	Editorial, design, graphic services	16,903.93
Senegal	PAN SENEGAL	IT and communications equipment	6,294.01
Senegal	PAN SENEGAL	Material handling machinery	6,294.01
Senegal	PAN SENEGAL	Office equipment	4,585.64
Senegal	PAN SENEGAL	Sports and recreational equipment	4,046.15
Senegal	PDI SA	Farming, fishing equipment	852,170.67
Senegal	PLANETE TOURS VOYAGES	Financial and insurance services	-
Senegal	PLANETE TOURS VOYAGES	Transportation, storage, mail services	356,200.00
Senegal	RESEAU SUR LES POLITIQUES DE PECHES EN	Farming, fishing, forestry services	39,905.54
Senegal	RESEAU SUR LES POLITIQUES DE PECHES EN	Financial and insurance services	-
Senegal	RESEAU SUR LES POLITIQUES DE PECHES EN	Management and admin services	55,000.25
Senegal	SADE SENEGAL	Engineering and research services	11,147,580.58
Senegal	SAFEC	Engineering and research services	334,654.94
Senegal	SAGAM ELECTRONICS	Security and safety equipment	45,984.61
Senegal	SATGURU TRAVEL TOUR/PNUD	Financial and insurance services	-
Senegal	SATGURU TRAVEL TOUR/PNUD	Transportation, storage, mail services	77,400.00
Senegal	SCI - WOLLE S.A.	Management and admin services	505,880.35
Senegal	SEMIS SARL	Engineering and research services	110,143.32
Senegal	SENTEER/PERFIBESA	Engineering and research services	1,417,654.54
Senegal	SETICO INGENIEURS CONSEILS	Engineering and research services	390,641.39
Senegal	SGS SENEGAL S.A	Engineering and research services	833,790.84
Senegal	SHENZHEN FARAD ELECTRIC CO LTD	Engineering and research services	2,140,112.50
Senegal	SISMAR	Farming, fishing equipment	844,165.68
Senegal	SKY SENEGAL SUARL	Engineering and research services	6,224,168.31
Senegal	SOCIETE APAVE SAHEL SA	Engineering and research services	210,634.54
Senegal	SOCIETE CENTRALE DES TRAVAUX	Engineering and research services	1,054,854.79
Senegal	SOCIETE INGENIEURS CONSULTANTS ASSOCIES	Engineering and research services	514,741.52
Senegal	SOCIETE SVTP SAHE	Engineering and research services	11,259,878.19
Senegal	SOLENE AFRIQUE DE L'OUEST	Engineering and research services	62,606.53
Senegal	SOLENE AFRIQUE DE L'OUEST	Farming, fishing equipment	792,276.41
Senegal	SOMAPHY WEST AFRICA SA	Farming, fishing equipment	3,503,858.71
Senegal	SOTRACOM SOCIETE ANONYME	Engineering and research services	4,425,353.05

Location of supplier	Supplier name	Category description	Value (USD)
UNDP continued			
Senegal	SYNERGIE ENVIRONNEMENT	Environmental services	33,488.65
Senegal	TECHNIPLAN SARL	Engineering and research services	159,602.43
Senegal	TECHNOSOL	Engineering and research services	43,569.99
Senegal	URBAINE D'ENTREPRISE	Farming, fishing equipment	76,373.24
Senegal	VOICE AFRICA SARL	Financial and insurance services	0.00
Senegal	VOICE AFRICA SARL	IT and communications equipment	39,542.69
Serbia	ANTENNA GROUP STUDIOS DOO	Editorial, design, graphic services	48,060.12
Serbia	ASSECO SEE DOO BEOGRAD	Public sector related services	342,314.00
Serbia	BHL PROJEKT DOO	Engineering and research services	45,000.00
Serbia	BRAND VISION	Editorial, design, graphic services	49,990.00
Serbia	CESTRA DOO BEOGRAD	Transportation, storage, mail services	38,000.00
Serbia	DELOITTE DOO SERBIA	Financial and insurance services	50,792.31
Serbia	ENERGOPROJEKT ENTEL A.D. BEOGRAD	Engineering and research services	129,850.00
Serbia	EVOLVA	Distribution equipment	49,068.14
Serbia	FACULTY OF TECHNICAL SCIENCES	Management and admin services	341,673.71
Serbia	FAKULTET ORGANIZACIONIH NAUKA	Education and training services	39,000.00
Serbia	G4S SECURE SOLUTION D.O.O.	Public order and security services	33,567.73
Serbia	GAT	Engineering and research services	327,763.60
Serbia	GEO INZENJERING BGP	Engineering and research services	36,750.00
Serbia	GP TONCEV GRADNJA DOO	Engineering and research services	109,980.45
Serbia	GR SASA STAMENKOVIC	Engineering and research services	91,681.49
Serbia	HIDRO ELEKTRO DOO	Power generation machinery	30,885.00
Serbia	INFORMATIKA AD	Domestic appliances and electronics	1,328.06
Serbia	INFORMATIKA AD	IT and communications equipment	72,417.98
Serbia	INFORMATIKA AD	Printing, photo and AV equipment	1,388.37
Serbia	INSTITUT MIHAJLO PUPIN RACUNARSKI SISTEM	Public sector related services	96,800.00
Serbia	INSTITUT ZA JAVNU POLITIKU PUBLIC POLICY	Environmental services	50,242.98
Serbia	INVESTMENT PROJECT GROUP	Engineering and research services	262,202.82
Serbia	IPSOS STRATEGIC MARKETING	Engineering and research services	50,106.72
Serbia	IPSOS STRATEGIC MARKETING D.O.O.	Engineering and research services	426,412.00
Serbia	ITALIAN DESIGN CENTER DOO	Furniture	35,911.14
Serbia	JUGOGRADNJA PREDUZECE ZA INZENJERING DOO	Engineering and research services	37,710.19
Serbia	KING-ICT	IT and communications equipment	42,668.99
Serbia	KING-ICT	Printing, photo and AV equipment	1,712.44
Serbia	KLASTER NIKAT	Education and training services	37,500.00
Serbia	MANPOWER DOO BEOGRAD	Politics and civic affairs services	70,166.56
Serbia	MASINSKI FAKULTET-UNIVERZITET U BEOGRADU	Education and training services	30,600.00
Serbia	MPP JEDINSTVO A.D.	Engineering and research services	358,854.55
Serbia	NAME WITHHELD FOR SECURITY REASONS	Management and admin services	296,430.00
Serbia	NAME WITHHELD FOR SECURITY REASONS	Transportation, storage, mail services	3,500.00
Serbia	PEJKOM DOO	Engineering and research services	99,802.78
Serbia	PROZONE DOO ZA RAZVOJ I IMPLEMENTACIJU I	Public sector related services	68,800.00
Serbia	PRVA TELEVIZIJA DOO	Editorial, design, graphic services	49,122.15
Serbia	RDP B92 A.D.	Editorial, design, graphic services	43,160.49
Serbia	RESOR DOO	Motor vehicles and parts	73,760.00
Serbia	SET	Engineering and research services	308,864.23
Serbia	SOMBORELEKTRO	Engineering and research services	130,255.55
Serbia	STARTING	Engineering and research services	233,333.00
Serbia	TOTAL ASSESSMENT	Management and admin services	56,850.00
Serbia	VOJVODINA ICT CLUSTER	Education and training services	37,500.00
Seychelles	NAME WITHHELD FOR SECURITY REASONS	Management and admin services	177,988.60
Seychelles	NAME WITHHELD FOR SECURITY REASONS	Transportation, storage, mail services	42,581.00
Sierra Leone	" THE PLACE "SWEET SALONE TOKEH RESORT	Education and training services	35,631.02
Sierra Leone	" THE PLACE "SWEET SALONE TOKEH RESORT	Travel, food and lodging	1,632.65
Sierra Leone	ALIE SESAY BAINKUTAY	Management and admin services	40,078.00
Sierra Leone	BERSICON INVESTMENT	Live plant and animal material	39,194.43
Sierra Leone	BERSICON INVESTMENT	Medical equipment	12,916.67
Sierra Leone	BRUNNENBAU CONRAD	Engineering and research services	106,995.00
Sierra Leone	COUNTERPARTS IN REHAB & DEV IN S. LEONE	Education and training services	32,128.66
Sierra Leone	FREDERICK BRUCE &ASSO. ENG. CONSULTANCY	Engineering and research services	55,912.17
Sierra Leone	GOV. TECHNICAL AND VOCATIONAL CENTRE	Education and training services	119,922.26
Sierra Leone	H M SAFIDEEN	Distribution equipment	2,394.56
Sierra Leone	H M SAFIDEEN	Electrical systems components	6,204.08
Sierra Leone	H M SAFIDEEN	Furniture	435.37
Sierra Leone	H M SAFIDEEN	IT and communications equipment	30,345.57
Sierra Leone	H M SAFIDEEN	Office equipment	8,326.53
Sierra Leone	IDT LABS LTD	Public sector related services	96,224.48
Sierra Leone	INFINITI TRADING CO. (SL) LTD	Laboratory and testing equipment	52,898.56
Sierra Leone	INTEGRATED GEO-INFORMATION AND ENVIROME	Environmental services	177,344.78
Sierra Leone	INTEGRATED GEO-INFORMATION AND ENVIROME	Financial and insurance services	55,849.00
Sierra Leone	JBS INTERNATIONAL CONSTRUCTION & GEN.SUP	Engineering and research services	84,120.17
Sierra Leone	JONATHAN PATRICK JASPER SANDY	Management and admin services	36,000.00
Sierra Leone	KAIFALA, KANNEH & CO	Environmental services	30,000.00
Sierra Leone	KALENE SUPPLIES & GENERAL SERVICES	Engineering and research services	36,449.50
Sierra Leone	KELLIE HASSAN CONTEH	Management and admin services	85,500.00
Sierra Leone	MUHAMMAD HUMAYUN KHAN	Management and admin services	92,948.00
Sierra Leone	NABS TECH	Editorial, design, graphic services	81,374.16
Sierra Leone	NAME WITHHELD FOR SECURITY REASONS	Management and admin services	406,819.89
Sierra Leone	NAME WITHHELD FOR SECURITY REASONS	Transportation, storage, mail services	2,750.00
Sierra Leone	OFFICE SOLUTIONS	Material handling machinery	122,434.78
Sierra Leone	PH ENTERPRISE & CONSTRUCTION	Engineering and research services	96,515.66
Sierra Leone	PREMIER MEDIA CONSULTANCY LTD	Organizations and clubs	47,443.34
Sierra Leone	PRICEWATERHOUSECOOPERS (GHANA)LIMITED	Education and training services	145,000.00
Sierra Leone	PRICEWATERHOUSECOOPERS (GHANA)LIMITED	Management and admin services	47,500.00

Location of supplier	Supplier name	Category description	Value (USD)
UNDP continued			
Sierra Leone	PRICEWATERHOUSECOOPERS (GHANA)LIMITED	Politics and civic affairs services	145,000.00
Sierra Leone	PRINT POINT LTD	Editorial, design, graphic services	63,710.16
Sierra Leone	PRINT POINT LTD	Material handling machinery	105,776.24
Sierra Leone	SILLAB MACHINERY HIRING &CONS. COMPANY	Building and construction machinery	56,666.67
Sierra Leone	SILLAB MACHINERY HIRING &CONS. COMPANY	Transportation, storage, mail services	5,875.00
Sierra Leone	SISTER'S CATERING SERVICE	Education and training services	30,040.82
Sierra Leone	SUANITA (SL) LTD	Environmental services	59,659.86
Sierra Leone	TIWAI MEMORY MASTERS (SL) LTD.	Electrical systems components	1,900.00
Sierra Leone	TIWAI MEMORY MASTERS (SL) LTD.	IT and communications equipment	42,295.00
Sierra Leone	UNITED POWER SERVICES/ENG.CONST.& ELEC.	Electrical systems components	27,496.52
Sierra Leone	UNITED POWER SERVICES/ENG.CONST.& ELEC.	Engineering and research services	3,159.72
Sierra Leone	WINGIN HEAVY DUTY MACHINE CO. LTD	Engineering and research services	117,683.33
Singapore	INTERNATIONAL UNION AGAINST TUBERCULOSIS	Education and training services	76,304.48
Singapore	LEE KUAN YEW SCHOOL OF PUBLIC POLICY	Education and training services	145,884.00
Singapore	NAME WITHHELD FOR SECURITY REASONS	Management and admin services	346,948.00
Singapore	NAME WITHHELD FOR SECURITY REASONS	Transportation, storage, mail services	25,719.25
Singapore	PETRUS ANTONIUS GERARDUS VAN DE POL	Management and admin services	41,275.00
Singapore	POLYCOM, INC.	Domestic appliances and electronics	41,142.89
Singapore	POLYCOM, INC.	Engineering and research services	150,000.00
Singapore	POLYCOM, INC.	IT and communications equipment	10,256.46
Singapore	POLYCOM, INC.	Printing, photo and AV equipment	19,777.44
Singapore	PTV ASIA-PACIFIC PTE LTD	Engineering and research services	33,262.00
Slovakia	AQ-BIOS SPOL. S.R.O.	Chemicals	39,487.00
Slovakia	ASPIRO, A.S.	Financial and insurance services	84,060.00
Slovakia	AVANTGARDE ENERGY LLC (ICO 50 331 426)	Financial and insurance services	41,095.63
Slovakia	EUROPLUS CONSULTING & MANAGEMENT	Management and admin services	86,166.47
Slovakia	INNOVATRICS SRO	Management and admin services	42,225.00
Slovakia	L.A.S.T GROUP	Building and maintenance services	118,967.36
Slovakia	MOUNTAIN SOFTWARE S.R.O.	Management and admin services	133,600.00
Slovakia	MOUNTAIN SOFTWARE S.R.O.	Transportation, storage, mail services	21,634.37
Slovakia	NAME WITHHELD FOR SECURITY REASONS	Management and admin services	675,768.00
Slovakia	NAME WITHHELD FOR SECURITY REASONS	Transportation, storage, mail services	37,536.04
Slovakia	NAME WITHHELD FOR SECURITY REASONS	Travel, food and lodging	2,500.00
Slovakia	PULATOV RUSTAM	Management and admin services	139,710.00
Slovakia	WATER RESEARCH INSTITUTE	Farming, fishing, forestry services	149,950.00
Slovenia	KRKA, D.D. NOVO MESTO	Pharmaceuticals, contraceptives, vaccines	522,349.92
Slovenia	NAME WITHHELD FOR SECURITY REASONS	Management and admin services	31,380.75
Slovenia	SANDOZ PHARMACEUTICALS D.D.	Pharmaceuticals, contraceptives, vaccines	342,250.00
Slovenia	TOYOTA ADRIA D.O.O.	Motor vehicles and parts	45,993.03
Solomon Islands	CSIDE CONSTRUCTION	Engineering and research services	63,711.12
Solomon Islands	FRANJTI SHIPPING	Transportation, storage, mail services	45,020.84
Solomon Islands	GK CONSTRUCTION & PLUMBING COMPANY	Engineering and research services	104,341.82
Solomon Islands	HERITAGE PARK HOTEL LIMITED	Education and training services	17,420.80
Solomon Islands	HERITAGE PARK HOTEL LIMITED	Travel, food and lodging	24,652.93
Solomon Islands	ISLAND TANKS LIMITED	Material handling machinery	79,603.80
Solomon Islands	ISLAND TANKS LIMITED	Transportation, storage, mail services	128.30
Solomon Islands	J & E CONSTRUCTION	Material handling machinery	38,420.15
Solomon Islands	JOGOS CONSTRUCTION & MAINTENANCE	Engineering and research services	114,648.41
Solomon Islands	KRISTINA FIDALI	Management and admin services	32,789.15
Solomon Islands	LBS ENGINEERS LTD	Engineering and research services	131,911.71
Solomon Islands	MARINEPIA SHIPPING COMPANY LTD	Transportation, storage, mail services	106,412.92
Solomon Islands	NAME WITHHELD FOR SECURITY REASONS	Management and admin services	133,215.82
Solomon Islands	NELSON TAABO T/A MOUNTAIN GOAT CONSTRUC	Engineering and research services	161,506.53
Solomon Islands	NORWEGIAN GEOTECHNICAL INSTITUTE PTY LTD	Engineering and research services	118,500.00
Solomon Islands	ROTOMOULD SOLOMON LTD	Public sector related services	36,832.00
Solomon Islands	ROTOMOULD SOLOMON LTD	Transportation, storage, mail services	102.40
Solomon Islands	SOLOMON AIRLINES	Transportation, storage, mail services	59,541.57
Solomon Islands	TRUNZ WATER SYSTEMS AG	Distribution equipment	46,420.00
Solomon Islands	UNITED ENTERPRISES (PROPERTY) LTD	Management and admin services	197,171.64
Somalia	AL-WAFAA CONSTRUCTION COMPANY	Building and maintenance services	40,804.98
Somalia	AL-WAFAA CONSTRUCTION COMPANY	Financial and insurance services	612.05
Somalia	ALMIS CONSTRUCTION AND TRADING COMPANY	Building and maintenance services	134,736.01
Somalia	ALMIS CONSTRUCTION AND TRADING COMPANY	Financial and insurance services	1,928.29
Somalia	BADBAADO GENERAL TRADING & CONSTRUCTION	Financial and insurance services	1,816.73
Somalia	BADBAADO GENERAL TRADING & CONSTRUCTION	Furniture	29,760.00
Somalia	BADBAADO GENERAL TRADING & CONSTRUCTION	IT and communications equipment	10,030.00
Somalia	BADBAADO GENERAL TRADING & CONSTRUCTION	Printing, photo and AV equipment	840.00
Somalia	BADBAADO GENERAL TRADING & CONSTRUCTION	Transportation, storage, mail services	72,715.00
Somalia	BAKER TILLY MERALI'S CPA	Financial and insurance services	296,191.56
Somalia	BAKER TILLY MERALI'S CPA	Management and admin services	191,669.98
Somalia	BANADIR ELECTRIC COMPANY	Financial and insurance services	600.00
Somalia	BANADIR ELECTRIC COMPANY	Public sector related services	34,334.40
Somalia	BILAL CONSTRUCTION & TRADING COMPANY	Building and maintenance services	206,785.05
Somalia	BILAL CONSTRUCTION & TRADING COMPANY	Financial and insurance services	3,521.48
Somalia	BULAALE GENRAL TRADING & CONTRACTING-CO	Financial and insurance services	1,445.45
Somalia	BULAALE GENRAL TRADING & CONTRACTING-CO	Public sector related services	96,363.42
Somalia	CENTER FOR CONSULTANCY RESEARCH & DEVELC	Financial and insurance services	3,076.10
Somalia	CENTER FOR CONSULTANCY RESEARCH & DEVELC	Management and admin services	102,536.50
Somalia	DOCOL CONSTRUCTION REHABILITATION AND TR	Financial and insurance services	956.34
Somalia	DOCOL CONSTRUCTION REHABILITATION AND TR	Power generation machinery	54,648.00
Somalia	FURQAN TRADING AND TRANSPORTATION COMP	Financial and insurance services	1,444.73
Somalia	FURQAN TRADING AND TRANSPORTATION COMP	Transportation, storage, mail services	96,315.00
Somalia	GOBANLE CONSTRUCTIONS AND GENERAL SERVI	Building and maintenance services	38,438.35
Somalia	GOBANLE CONSTRUCTIONS AND GENERAL SERVI	Financial and insurance services	6,962.62

Location of supplier	Supplier name	Category description	Value (USD)
UNDP continued			
Somalia	GOBANLE CONSTRUCTIONS AND GENERAL SERVI	Structures, construction components	295,537.03
Somalia	GUULEED CONSTRUCTION & GENERAL TRADING (	Financial and insurance services	2,080.35
Somalia	GUULEED CONSTRUCTION & GENERAL TRADING (	Structures, construction components	138,689.84
Somalia	HUMAN CARE DIAGNOSTICS	Financial and insurance services	445.95
Somalia	HUMAN CARE DIAGNOSTICS	Laboratory and testing equipment	500.00
Somalia	HUMAN CARE DIAGNOSTICS	Medical equipment	29,230.00
Somalia	HUMAN DEVELOPMENT CONCERN	Education and training services	199,717.00
Somalia	HUMAN DEVELOPMENT CONCERN	Financial and insurance services	2,995.79
Somalia	JAZEERA PALACE HOTEL	Education and training services	102,610.00
Somalia	JAZEERA PALACE HOTEL	Financial and insurance services	1,628.81
Somalia	JUBBA CONSTRUCTION AND LOGISTICS COMPAN	Financial and insurance services	4,038.54
Somalia	JUBBA CONSTRUCTION AND LOGISTICS COMPAN	Structures, construction components	269,235.32
Somalia	KAFI BROTHERS CONTRACTING CONSTRUCTION	Building and maintenance services	206,800.00
Somalia	KAFI BROTHERS CONTRACTING CONSTRUCTION	Engineering and research services	63,105.05
Somalia	KAFI BROTHERS CONTRACTING CONSTRUCTION	Financial and insurance services	4,048.58
Somalia	KHALIL CONSTRUCTION COMPANY	Building and maintenance services	38,376.50
Somalia	KHALIL CONSTRUCTION COMPANY	Financial and insurance services	1,317.34
Somalia	KHALIL CONSTRUCTION COMPANY	Structures, construction components	49,380.48
Somalia	MOGADISHU UNIVERSITY	Education and training services	37,360.00
Somalia	MOGADISHU UNIVERSITY	Financial and insurance services	2,388.82
Somalia	MOGADISHU UNIVERSITY	Politics and civic affairs services	121,895.00
Somalia	NAME WITHHELD FOR SECURITY REASONS	Financial and insurance services	525.00
Somalia	NAME WITHHELD FOR SECURITY REASONS	Management and admin services	62,000.00
Somalia	NATIONAL ENERGY CORPORATION OF SOMALIA	Financial and insurance services	578.05
Somalia	NATIONAL ENERGY CORPORATION OF SOMALIA	Public sector related services	38,536.56
Somalia	NEW WAAMO	Financial and insurance services	591.30
Somalia	NEW WAAMO	Management and admin services	39,420.00
Somalia	PEACE BUSINESS GROUP	Education and training services	29,820.00
Somalia	PEACE BUSINESS GROUP	Transportation, storage, mail services	7,500.00
Somalia	PEACE BUSINESS GROUP	Travel, food and lodging	33,600.00
Somalia	PHYSICAL RISK SOLUTIONS	Financial and insurance services	7,419.47
Somalia	PHYSICAL RISK SOLUTIONS	Public order and security services	41,219.00
Somalia	PHYSICAL RISK SOLUTIONS	Security and safety equipment	453,409.00
Somalia	RAYS CONSTRUCTION AND TRADING COMPANY	Financial and insurance services	1,002.67
Somalia	RAYS CONSTRUCTION AND TRADING COMPANY	Structures, construction components	66,843.94
Somalia	RED SEA TRADING AND CONSTRUCTION COMPAN	Financial and insurance services	1,590.61
Somalia	RED SEA TRADING AND CONSTRUCTION COMPAN	Public sector related services	106,041.40
Somalia	REHABILITATION CONSTRUCTION & GENERAL SE	Building and maintenance services	87,625.25
Somalia	REHABILITATION CONSTRUCTION & GENERAL SE	Financial and insurance services	2,569.56
Somalia	REHABILITATION CONSTRUCTION & GENERAL SE	Structures, construction components	83,677.60
Somalia	SAVE SOMALI WOMEN & CHILDREN	Financial and insurance services	1,120.64
Somalia	SAVE SOMALI WOMEN & CHILDREN	Politics and civic affairs services	129,431.50
Somalia	SCB AL AMAL SOMALIA PAYMENTS ACCOUNT	Financial and insurance services	6,517.75
Somalia	SCB AL AMAL SOMALIA PAYMENTS ACCOUNT	Management and admin services	260,710.20
Somalia	SOMALI WOMEN DEVELOPMENT CENTRE	Financial and insurance services	1,310.62
Somalia	SOMALI WOMEN DEVELOPMENT CENTRE	Politics and civic affairs services	81,550.00
Somalia	SOMALI YOUTH DEVELOPMENT NETWORK "SOYD	Education and training services	52,020.00
Somalia	SOMALI YOUTH DEVELOPMENT NETWORK "SOYD	Financial and insurance services	910.35
Somalia	SOMTEL	Engineering and research services	32,042.50
Somalia	SOMTEL	Financial and insurance services	480.65
Somalia	SOYENA CONSULTING AND ENGINEERING SERVIC	Financial and insurance services	1,409.05
Somalia	SOYENA CONSULTING AND ENGINEERING SERVIC	Structures, construction components	93,936.38
Somalia	THE PUNTLAND LEGAL AID CENTRE	Financial and insurance services	1,273.88
Somalia	THE PUNTLAND LEGAL AID CENTRE	Organizations and clubs	84,925.00
Somalia	TOYOTA GIBRALTAR STOCKHOLDINGS LIMITED	Motor vehicles and parts	371,708.95
Somalia	TOYOTA GIBRALTAR STOCKHOLDINGS LIMITED	Transportation, storage, mail services	15,703.85
Somalia	WARSHIIKH CONSTRUCTION AND GENERAL SERV	Financial and insurance services	556.13
Somalia	WARSHIIKH CONSTRUCTION AND GENERAL SERV	Transportation, storage, mail services	37,075.00
Somalia	WARSHIIKH RURAL DEVELOPMENT ORGANIZATIO	Education and training services	439,481.00
Somalia	WARSHIIKH RURAL DEVELOPMENT ORGANIZATIO	Financial and insurance services	7,192.28
South Africa	ABRAHAM SARFO	Management and admin services	34,230.00
South Africa	ADZONE CONSULTANTS CC.	Management and admin services	51,647.99
South Africa	AFRICAN POLICING CIVILIAN OVERSIGHT	Management and admin services	31,077.04
South Africa	BIDVEST MAGNUM	Public order and security services	47,246.49
South Africa	BIDVEST MAGNUM	Security and safety equipment	32,822.76
South Africa	C4 ECOSOLUTIONS (PTY) LTD	Environmental services	124,260.00
South Africa	C4 ECOSOLUTIONS (PTY) LTD	Management and admin services	3,727.80
South Africa	C4 ECOSOLUTIONS CC	Management and admin services	48,750.00
South Africa	C4 GLOBAL PTY LTD	Environmental services	62,088.00
South Africa	CATHERINE GRANT	Management and admin services	35,000.00
South Africa	DAETA INTERNATIONAL TRADING CC	Motor vehicles and parts	36,267.00
South Africa	DAETA INTERNATIONAL TRADING CC	Transportation, storage, mail services	1,515.00
South Africa	DENEL SOC LTD T/A DENEL LAND SYSTEMS	Engineering and research services	2,396,905.24
South Africa	DENELSOCLTD	Management and admin services	210,944.58
South Africa	FREDERICK MARK ORKIN	Management and admin services	37,500.00
South Africa	GAME RANGERS ASSOCIATION OF AFRICA	Public sector related services	279,816.78
South Africa	GRIDBOW ENGINEERS AND TECHNICAL SERVICE	Power generation machinery	895,811.92
South Africa	HISP HEALTH INFORMATION SYSTEMS PROGRAM	Management and admin services	62,321.00
South Africa	HUMAN SCIENCES RESEARCH COUNCIL_EPD	Management and admin services	409,994.74
South Africa	IES SYSTEMS (PTY) LTD.	Management and admin services	65,040.66
South Africa	INTERNATIONAL FOOD POLICY RESEARCH INSTI	Management and admin services	454,956.00
South Africa	IWMI-GLOBAL WATER PARTNERSHIP FOR	Management and admin services	50,000.00
South Africa	IWMI-GLOBAL WATER PARTNERSHIP FOR	Transportation, storage, mail services	10,000.00
South Africa	JESSICA SMITH	Management and admin services	35,000.00

Location of supplier	Supplier name	Category description	Value (USD)
UNDP continued			
South Africa	KYLE ROBERTS HARRIS	Management and admin services	59,465.09
South Africa	MADIVAMBA RUKUNI	Management and admin services	142,000.00
South Africa	MARATHON MANAGEMENT CONSULTING(PTY) LT	Education and training services	38,060.00
South Africa	MARTIN CUFF	Management and admin services	54,500.00
South Africa	MICHAEL LIPTON	Management and admin services	90,000.00
South Africa	NAME WITHHELD FOR SECURITY REASONS	Management and admin services	2,034,115.00
South Africa	NAME WITHHELD FOR SECURITY REASONS	Transportation, storage, mail services	85,131.68
South Africa	NAME WITHHELD FOR SECURITY REASONS	Travel, food and lodging	13,894.00
South Africa	NEISSAN ALESSANDRO BESHARATI	Management and admin services	28,058.21
South Africa	NEISSAN ALESSANDRO BESHARATI	Travel, food and lodging	6,350.00
South Africa	OLIVIA ACHU MBAZANG-NYAMBI	Management and admin services	74,000.00
South Africa	ORLY MAYA STERN	Management and admin services	82,050.00
South Africa	OSTEN CHULU	Management and admin services	31,500.00
South Africa	PETER MWANZA	Management and admin services	44,000.00
South Africa	PRICEWATERHOUSECOOPERS PARTNERSHIP	Management and admin services	140,594.56
South Africa	QUAZAR MARKETING AND COMMUNICATION LTD	Public sector related services	35,200.00
South Africa	REN-FORM CC	Material handling machinery	875,604.80
South Africa	REN-FORM CC	Transportation, storage, mail services	521,500.00
South Africa	ROCHE PRODUCTS (PTY) LTD	Laboratory and testing equipment	7,215,002.77
South Africa	SAMUEL KARIUKI	Management and admin services	31,500.00
South Africa	SARITA RANCHOD	Management and admin services	35,000.00
South Africa	SINGIZI CONSULTING AFRICA (PTY) LTD	Politics and civic affairs services	127,190.00
South Africa	SOUTH AFRICAN NATIONAL ENERGY DEV INSTIT	Management and admin services	123,155.79
South Africa	SOUTHSOUTHNORTH PROJECTS AFRICA (NPC)	Environmental services	105,250.00
South Africa	STEPHANE DE LA RUE DU CAN	Management and admin services	40,701.00
South Africa	THEO COVARY	Management and admin services	59,446.29
South Africa	THEO COVARY T/A COVARY UNLIMITED ENERGY	Management and admin services	59,446.29
South Africa	URBAN-ECON DEVELOPMENT (PTY)LTD.	Management and admin services	130,971.31
South Africa	URBAN EARTH	Management and admin services	57,870.77
South Africa	XI BUSINESS INFORMATION SYSTEMS (PTY)	Management and admin services	211,290.00
South Sudan	AMETAL AFRICA LTD	Structures, construction components	37,400.00
South Sudan	BLUE STAR ENGINEERING CO.LTD	Engineering and research services	42,700.00
South Sudan	BMD ENGINEERING & CONSTRUCTION CO. LTD	Building and maintenance services	37,983.00
South Sudan	BMD ENGINEERING & CONSTRUCTION CO. LTD	Public order and security services	37,990.00
South Sudan	BMD ENGINEERING & CONSTRUCTION CO. LTD	Structures, construction components	306,552.77
South Sudan	DEMBESH HOTEL SS LTD	Education and training services	41,790.00
South Sudan	DEMBESH HOTEL SS LTD	Travel, food and lodging	46,000.00
South Sudan	EAST AFRO CONSTRUCTION, ENGINEERING & TR	Structures, construction components	42,045.74
South Sudan	EBONY CENTER FOR STRATEGIC STUDIES	Education and training services	41,000.00
South Sudan	EDEN ENGINEERING & CONSTRUCTION CO. LTD.	Structures, construction components	95,769.00
South Sudan	EMAHA GENERAL CONSTRUCTION & TRADING CO	Building and maintenance services	151,112.00
South Sudan	EMAHA GENERAL CONSTRUCTION & TRADING CO	Engineering and research services	47,957.65
South Sudan	EMAHA GENERAL CONSTRUCTION & TRADING CO	Structures, construction components	141,926.60
South Sudan	EZENTUS FZE CO. LTD.	Industrial manufacturing services	30,000.00
South Sudan	FAXEL LIMITED	Distribution equipment	42,570.00
South Sudan	GANESH PRINTERS CO. LTD	Editorial, design, graphic services	39,950.00
South Sudan	GIANT EQUATORIAL CONSTRUCTION COMPANY	Building and maintenance services	30,020.90
South Sudan	GIANT EQUATORIAL CONSTRUCTION COMPANY	Structures, construction components	260,790.30
South Sudan	GROUP ENGINEERING SERVICES AND CONSTRUCT	Structures, construction components	61,088.50
South Sudan	GS CONSTRUCTION CO. LTD.	Structures, construction components	313,058.12
South Sudan	HELP RESTORE YOUTH SOUTH SUDAN	Education and training services	149,999.50
South Sudan	JUBA STATIONERY AND PRINTING CO.LTD	Office equipment	56,181.50
South Sudan	JUBA STATIONERY AND PRINTING CO.LTD	Paper materials and products	841.00
South Sudan	KAMPALA UNIVERSITY LIMITED	Education and training services	90,000.00
South Sudan	KANA ENTERPRISES LTD	Office equipment	47,545.00
South Sudan	MTN SOUTH SUDAN	Engineering and research services	71,748.72
South Sudan	NAME WITHHELD FOR SECURITY REASONS	Management and admin services	52,360.00
South Sudan	NATIONAL TRANSFORMATION LEADERSHIP INST.	Education and training services	35,000.00
South Sudan	PAYAI INVESTMENT CO.LTD	Building and maintenance services	43,203.80
South Sudan	PAYAI INVESTMENT CO.LTD	Structures, construction components	91,079.90
South Sudan	PETERSON CONSTRUCTION & ENGINEERING	Structures, construction components	180,484.76
South Sudan	REDCO COMPANY LIMITED	Building and maintenance services	8,590.00
South Sudan	REDCO COMPANY LIMITED	Distribution equipment	1,900.00
South Sudan	REDCO COMPANY LIMITED	Electronic components	2,000.00
South Sudan	REDCO COMPANY LIMITED	Material handling machinery	39,060.00
South Sudan	REDCO COMPANY LIMITED	Structures, construction components	31,160.00
South Sudan	REDCO COMPANY LIMITED	Transportation, storage, mail services	4,000.00
South Sudan	RELIEFLINE AFRICA LTD	Structures, construction components	55,560.00
South Sudan	SINCO MEDICAL SUPPLIES LTD	Medical equipment	30,238.00
South Sudan	SUE CONSTRUCTION&WATERRESOURCESENGCO.	Structures, construction components	35,877.00
South Sudan	SUNSHINE TE CO. LTD.	Structures, construction components	77,632.13
South Sudan	TASIM TRADING & CONSTRUCTION CO. LTD	Structures, construction components	87,319.99
South Sudan	UNIVERSAL FOR GENERAL CONSTRUCTION &	Building and maintenance services	745,649.09
South Sudan	WIN HI-TECH TRADE & ENG. CO. (LTD)	Building and maintenance services	157,917.00
South Sudan	YABSERA COMPANY LIMITED	Public sector related services	46,170.00
South Sudan	ZAHRA BOOKSHOP	Office equipment	32,055.00
South Sudan	ZODIAC ENGINEERS&GENERAL TRADING CO. LTD	Structures, construction components	62,893.91
Spain	ANTONIO MATACHANA S.A	Environmental services	38,940.00
Spain	APLICACIONES TECNICAS DE LA ENERGIA SL	Engineering and research services	16,159,900.72
Spain	APLICACIONES TECNICAS DE LA ENERGIA SL	Power generation machinery	144,149.00
Spain	BARLOVENTO RECURSOS NATURALES SL	Environmental services	164,909.88
Spain	BELACHI ZOULIKHA CHAFIKA NICHENACHE	Management and admin services	540,000.00
Spain	BIDERBOST BOSCAN Y ROCHIN SL	Management and admin services	51,097.35
Spain	BM GLOBAL BUSSINESS S.L.	Mining and well drilling equipment	44,450.07

Location of supplier	Supplier name	Category description	Value (USD)
UNDP continued			
Spain	CABRERA Y PEREZ, S. L	Structures, construction components	358,512.00
Spain	CADIELSA VALLADOLID SLU	Environmental services	40,337.47
Spain	CENTRO GLOBALCAD 3.0 SL	Environmental services	179,950.00
Spain	DLTC S.L.	Editorial, design, graphic services	45,536.13
Spain	DOG COMUNICACION S.L.	Public sector related services	104,402.45
Spain	DOG COMUNICACION S.L.	Transportation, storage, mail services	11,951.22
Spain	ELITTORAL	Public sector related services	50,482.56
Spain	ENNERA ENERGY & MOBILITY SL	Electrical systems components	20,899.13
Spain	ENNERA ENERGY & MOBILITY SL	Engineering and research services	37,421.01
Spain	ENNERA ENERGY & MOBILITY SL	Power generation machinery	21,817.10
Spain	ENNERA ENERGY & MOBILITY SL	Transportation, storage, mail services	5,600.00
Spain	ENNERA ENERGY&MOBILITY S.L.	Structures, construction components	3,412,785.38
Spain	ENNERA ENERGY&MOBILITY S.L.	Transportation, storage, mail services	705,229.34
Spain	FABREZ S.L.	Mining and well drilling equipment	35,230.12
Spain	GAUSS INTERNATIONAL CONSULTING	Management and admin services	54,180.00
Spain	GOAL SYSTEMS S.L.	Engineering and research services	63,600.00
Spain	GRUPO PUIBOCAR S.L	Industrial manufacturing services	493,463.95
Spain	IBEROCONS SA, CONSULTORIA INVESTIGATION	Education and training services	72,596.00
Spain	IESE BUSINESS SCHOOL	Education and training services	621,000.00
Spain	INDRA BUSINESS CONSULTING S.L.U.	Environmental services	293,391.00
Spain	INGENIERIA ESTUDIOS Y PROYECTOS NIP,SA	Engineering and research services	570,529.97
Spain	INGENIERIA Y ECONOMIA DEL TRANSPORTE SME	Engineering and research services	1,568,855.90
Spain	INGENIERIA Y ECONOMIA DEL TRANSPORTE SME	Transportation, storage, mail services	90,409.48
Spain	INGENIERIA Y ECONOMIA DEL TRANSPORTE SME	Travel, food and lodging	10,849.19
Spain	INKOA SISTEMAS S.L.	Engineering and research services	830,700.00
Spain	JUAN CARLOS LOPEZ CECILIA	Management and admin services	30,034.00
Spain	MSC FABRICAS AGRICOLAS S.L.	Farming, fishing equipment	59,184.80
Spain	NAME WITHHELD FOR SECURITY REASONS	Management and admin services	657,136.00
Spain	NAME WITHHELD FOR SECURITY REASONS	Transportation, storage, mail services	15,500.00
Spain	OIKOLOGICA S.L.	Environmental services	72,300.00
Spain	RAFAEL LOPEZ PINTOR	Management and admin services	203,794.00
Spain	REIG JOFRE GROUP	Pharmaceuticals, contraceptives, vaccines	34,944.00
Spain	SUMINISTROS CONTINUOS SL	Tools and general machinery	61,984.32
Spain	TOYOTA GIBRALTAR STOCKHOLDINGS LTD	Motor vehicles and parts	31,722.13
Spain	TOYOTA GIBRALTER STOCKHOLDING LTD	Motor vehicles and parts	141,730.60
Spain	TRAMA TECNOAMBIENTAL, S.L.	Engineering and research services	32,370.29
Spain	TRAMA TECNOAMBIENTAL, SL	Management and admin services	167,421.78
Spain	TST STAG SA	Mining and well drilling equipment	444,166.39
Spain	URSULA URDILLO	Management and admin services	46,176.96
Spain	URSULA URDILLO	Travel, food and lodging	14,891.49
Sri Lanka	ALCOBRONZE (PRIVATE) LTD.	Distribution equipment	177.11
Sri Lanka	ALCOBRONZE (PRIVATE) LTD.	Industrial manufacturing machinery	31,877.44
Sri Lanka	ARENCO (PVT) LTD	Engineering and research services	68,034.43
Sri Lanka	AS TEXCO (PVT) LTD	Farming, fishing equipment	41,647.81
Sri Lanka	CAMOUFLAGE FITOUTS & EVENTS (PVT) LTD	Building and maintenance services	58,708.32
Sri Lanka	CANASIA GEO SOLUTIONS (PVT) LIMITED	Engineering and research services	72,601.75
Sri Lanka	CENTRE FOR POVERTY ANALYSIS	Politics and civic affairs services	83,906.16
Sri Lanka	CEYLON ELECTRICITY BOARD	Public sector related services	41,710.30
Sri Lanka	CLEANPLUS PVT LTD	Building and maintenance services	28,866.31
Sri Lanka	CLEANPLUS PVT LTD	Industrial cleaning services	2,751.42
Sri Lanka	DEPUTY SECRETARY TO THE TREASURY	Education and training services	37,585.64
Sri Lanka	DEVELOPMENT FACILITATORS (PVT) LTD	Engineering and research services	48,676.59
Sri Lanka	DIESEL & MOTOR ENGINEERING CO LTD	Motor vehicles and parts	69,194.25
Sri Lanka	DUNDEX	Management and admin services	152,923.33
Sri Lanka	E M S LOGISTIC	Transportation, storage, mail services	39,960.70
Sri Lanka	EML CONSULTANTS (PVT) LIMITED	Engineering and research services	138,941.65
Sri Lanka	ENGINEERING CONSULTANTS (PVT) LTD	Engineering and research services	304,686.79
Sri Lanka	ENVIRONMENTAL FOUNDATION GUARANTEE LTD	Politics and civic affairs services	54,334.40
Sri Lanka	GIS SOLUTIONS PVT LTD	Public sector related services	41,253.18
Sri Lanka	GNANAM BUILDERS	Engineering and research services	75,664.88
Sri Lanka	GREEN TECH CONSULTANTS (PVT) LTD	Management and admin services	80,406.50
Sri Lanka	INFOTECHS IDEAS (PRIVATE) LTD	Engineering and research services	98,386.78
Sri Lanka	INTERNATIONAL BUILDING SYSTEMS FACTORY	Engineering and research services	299,541.65
Sri Lanka	INTERNATIONAL WATER MANAGEMENT INSTITUT	Politics and civic affairs services	122,139.00
Sri Lanka	IUCN-INT UNION FOR CONS OF NATURE &	Engineering and research services	41,739.81
Sri Lanka	J LANKA POWER AND ENERGY (PVT) LTD	Power generation machinery	31,283.41
Sri Lanka	JANATHAKSHAN (GTE) LTD	Environmental services	38,247.61
Sri Lanka	JAYATISSA PRINTERS	Editorial, design, graphic services	68,264.34
Sri Lanka	JAYATISSA PRINTERS	Transportation, storage, mail services	533.26
Sri Lanka	K.A. UPALI SENARATH IMBULANA	Management and admin services	48,631.97
Sri Lanka	KANDY CONSULTING GROUP PRIVATE LIMITED	Politics and civic affairs services	45,162.77
Sri Lanka	KRS CONSTRUCTION	Engineering and research services	57,239.93
Sri Lanka	LANKA ASHOK LEYLAND PLC	Motor vehicles and parts	41,620.60
Sri Lanka	LANKA EXHIBITION & CONFERE SER (PVT) LTD	Politics and civic affairs services	43,531.61
Sri Lanka	LANKA EXHIBITION & CONFERE SER (PVT) LTD	Travel, food and lodging	3,490.38
Sri Lanka	NAME WITHHELD FOR SECURITY REASONS	Management and admin services	509,396.88
Sri Lanka	NAME WITHHELD FOR SECURITY REASONS	Transportation, storage, mail services	7,385.00
Sri Lanka	NAME WITHHELD FOR SECURITY REASONS	Travel, food and lodging	3,250.00
Sri Lanka	NATIONAL AQUACULTURE DEVELOPMENT	Farming, fishing, forestry services	51,206.35
Sri Lanka	NEIL FERNANDO & CO. (PVT) LTD	Motor vehicles and parts	174,662.00
Sri Lanka	ORCA - OCEAN RESOURCES CONSERVATION	Engineering and research services	40,923.46
Sri Lanka	R&D ENGINEERING PROJECTS PRIVATE LTD	Farming, fishing equipment	96,060.52
Sri Lanka	S F SWISSPEACE	Engineering and research services	51,838.00
Sri Lanka	SANSA SUPPLIES COMPANY	IT and communications equipment	33,296.48

Location of supplier	Supplier name	Category description	Value (USD)
UNDP continued			
Sri Lanka	SARVODAYA - FUSION	Engineering and research services	55,680.43
Sri Lanka	SARVODAYA SHANTHI SENA SANSADAYA	Education and training services	39,949.46
Sri Lanka	SECURE SECURITY & INVESTIGATION (PVT)LTD	Public order and security services	43,112.50
Sri Lanka	SMART POWER ENGINEERING WORK	Engineering and research services	57,517.33
Sri Lanka	SRI LANKA ENERGY MANAGER ASSOCIATION	Education and training services	40,253.91
Sri Lanka	SRILANKA PRESS INSTITUTE	Education and training services	168,449.24
Sri Lanka	THE HIFI CENTRE PVT LTD	Printing, photo and AV equipment	39,691.10
Sri Lanka	THE NIELSEN COMPANY LANKA PRIVATE LTD	Engineering and research services	36,506.38
Sri Lanka	TOYOTA LANKA (PVT) LTD	Motor vehicles and parts	39,453.13
Sri Lanka	UNITED MOTORS LANKA PLC	Motor vehicles and parts	37,076.82
Sri Lanka	UNIVERSITY OF COLOMBO	Engineering and research services	35,897.94
Sri Lanka	UNIVERSITY OF COLOMBO	Politics and civic affairs services	39,012.72
Sri Lanka	UTHAYAN MICRO IRRIGATION SYSTEMS AND	Structures, construction components	64,908.98
Sudan	ABO SORA CONSTRUCTION CO.LTD.	Building and maintenance services	627,011.56
Sudan	ABO SORA CONSTRUCTION CO.LTD.	Public sector related services	81,835.00
Sudan	ABO SORA CONSTRUCTION CO.LTD.	Structures, construction components	193,607.80
Sudan	ABYEI FOR GENERAL BUS.&CONTRACTING CO.	Engineering and research services	67,321.00
Sudan	ADVANCED ENGINEERING WORKS CO. LTD.	Power generation machinery	45,959.25
Sudan	ADVANCED ENGINEERING WORKS CO. LTD.	Structures, construction components	2,132.08
Sudan	ADVANCED ENGINEERING WORKS CO. LTD.	Transportation, storage, mail services	1,683.22
Sudan	AL DISOUGIE MOHAMMED ELBASHIER ELWAGIE	Management and admin services	72,000.00
Sudan	ALAWDA FOR MULTIPLE ACTIVITIES CO	Building and maintenance services	151,146.79
Sudan	ALHADAF SERVICES CO. LTD.	Public order and security services	74,301.92
Sudan	ALPHA DYNAMIC ENTERPRISES CO. LTD	Transportation, storage, mail services	174,302.26
Sudan	AMBASSI FOR ADVANCED BUSINESS CO. LTD	Apparel, luggage and personal care	36,068.50
Sudan	AMBASSI FOR ADVANCED BUSINESS CO. LTD	Electrical systems components	7,560.46
Sudan	AMBASSI FOR ADVANCED BUSINESS CO. LTD	Furniture	44,688.05
Sudan	AMBASSI FOR ADVANCED BUSINESS CO. LTD	Industrial manufacturing services	40,359.45
Sudan	AMBASSI FOR ADVANCED BUSINESS CO. LTD	IT and communications equipment	60,814.67
Sudan	AMBASSI FOR ADVANCED BUSINESS CO. LTD	Laboratory and testing equipment	41,219.46
Sudan	AMBASSI FOR ADVANCED BUSINESS CO. LTD	Medical equipment	60,674.90
Sudan	AMBASSI FOR ADVANCED BUSINESS CO. LTD	Office equipment	9,678.51
Sudan	AMBASSI FOR ADVANCED BUSINESS CO. LTD	Printing, photo and AV equipment	2,959.66
Sudan	AMBASSI FOR ADVANCED BUSINESS CO. LTD	Transportation, storage, mail services	7,524.83
Sudan	CENTRAL ADVANCE DIGITECH CO LTD	Distribution equipment	191,359.20
Sudan	DAL MOTORS	Motor vehicles and parts	70,675.36
Sudan	DAMSY FOR GENERAL TRADE CO.LTD	Power generation machinery	36,350.00
Sudan	DARKA FOR TRADING & SERVICES CO. LTD	Transportation, storage, mail services	84,034.67
Sudan	DARKAN FOR TRANSPORT & SERVICES	Transportation, storage, mail services	95,665.15
Sudan	DELT CLEANING SERVICES	Building and maintenance services	12,740.80
Sudan	DELT CLEANING SERVICES	Industrial cleaning services	39,892.60
Sudan	DELT CLEANING SERVICES	Management and admin services	595.00
Sudan	DHL GLOBAL FORWARDING	Management and admin services	77,808.28
Sudan	DIGITECH	Distribution equipment	43,646.16
Sudan	EPAC	Building and maintenance services	58,000.00
Sudan	FORCIER CONSULTING CO LTD	Politics and civic affairs services	92,921.00
Sudan	GARDEN RESORT	Travel, food and lodging	32,850.00
Sudan	GASMENZ EMGINEERING ENTERPRISE	Structures, construction components	70,500.00
Sudan	GASMENZ EMGINEERING ENTERPRISE	Transportation, storage, mail services	21,000.00
Sudan	GOLDEN ARROW CO. LTD.	Motor vehicles and parts	106,050.00
Sudan	HANEER ENGINEERING	Public sector related services	296,046.00
Sudan	HOME AND AWAY PROPERTY ESTATES LIMITED	Travel, food and lodging	62,370.00
Sudan	KALZAC CONSOLIDATED SERVICES	Transportation, storage, mail services	221,843.57
Sudan	MADRET FOR SERVICES CO. LTD	Medical equipment	114,700.00
Sudan	MANAZIL TRADING & INVESTMENT CO. LTD	Building and maintenance services	520,457.00
Sudan	MANAZIL TRADING & INVESTMENT CO. LTD	Structures, construction components	486,450.00
Sudan	MIAFILMIA FOR FILM PRODUCTION	Editorial, design, graphic services	73,400.00
Sudan	MODERN DATA SYSTEMS	Management and admin services	100,000.00
Sudan	MOSAB SAAD MOHAMMED AHMED	Management and admin services	33,852.00
Sudan	MUBARAK FOR ACCOUNTING,AUDITING&FINANCI	Financial and insurance services	26,050.00
Sudan	MUBARAK FOR ACCOUNTING,AUDITING&FINANCI	Transportation, storage, mail services	8,250.00
Sudan	NAME WITHHELD FOR SECURITY REASONS	Management and admin services	128,471.30
Sudan	NASR ABDALLA KHAIRI	Management and admin services	168,000.00
Sudan	NEMEROHEDCO TRADING	Building and maintenance services	113,278.43
Sudan	NEW LIFE PRINTING PRESS	Editorial, design, graphic services	33,057.00
Sudan	NICE LIMOZINE	Transportation, storage, mail services	189,886.27
Sudan	NIPRACO REFRIGERATION CO LTD	Building and maintenance services	110,380.00
Sudan	NIPRACO REFRIGERATION CO LTD	Structures, construction components	245,982.72
Sudan	NOVARTIS PHARMA SERVICE INC.	Healthcare services	250,685.98
Sudan	NOVARTIS PHARMA SERVICE INC.	Pharmaceuticals, contraceptives, vaccines	1,287,061.62
Sudan	NOVO NORDISK PHARMA GULF FZ-LLC	Medical equipment	4,417,508.57
Sudan	OFFICE CARE STATIONERY & OFFICE SUPPLY	Editorial, design, graphic services	42,055.28
Sudan	RED R UK	Education and training services	30,611.00
Sudan	SAMASU MEDICAL&EDUCATIONAL SERVICES CO.	Medical equipment	1,924,717.77
Sudan	SAVANA INSURANCE	Financial and insurance services	215,986.81
Sudan	SHAA ENGINEERING	Building and maintenance services	49,785.92
Sudan	SHAA ENGINEERING	Structures, construction components	59,767.00
Sudan	SIHAM OSMAN MOHAMED ABDELHAKAM	Management and admin services	30,000.00
Sudan	SIHAM OSMAN MOHAMED ABDELHAKAM	Transportation, storage, mail services	750.00
Sudan	SUDANESE MOBILE COMPANY (ZAIN)	Engineering and research services	515,032.10
Sudan	SUDANESE TRACTOR COMPANY	Farming, fishing equipment	36,320.00
Sudan	SUDATEL CO. LTD.	Engineering and research services	76,489.80
Sudan	TASTY STYLE	Travel, food and lodging	35,141.21
Sudan	TIHRAGA ENGINEERING FOR BUILDING CO	Building and maintenance services	190,462.00

Location of supplier	Supplier name	Category description	Value (USD)
UNDP continued			
Sudan	TIHRAGA ENGINEERING FOR BUILDING CO	Structures, construction components	694,160.00
Sudan	TRADE HOOK COMPANY LIMITED	Building and maintenance services	269,449.50
Sudan	TRADE HOOK COMPANY LIMITED	Engineering and research services	97,334.67
Sudan	UAP INSURANCE	Financial and insurance services	32,446.00
Sudan	UMSHALAYA FOR BUILDING CO.LTD	Engineering and research services	132,044.00
Sudan	VANADIUM TOOLS ENGINEERING	Domestic appliances and electronics	30,906.01
Sudan	WFP KHARTOUM	Power generation machinery	130,288.99
Sudan	ZHONGHAO OVERSEAS CONSTRUCTION ENG CO.I	Building and maintenance services	61,499.74
Sudan	ZHONGHAO OVERSEAS CONSTRUCTION ENG CO.I	Structures, construction components	66,575.00
Suriname	EMANUELS NATHALIE DANIELLE	Management and admin services	39,600.00
Suriname	NG GLOBAL CONSTRUCTION NV	Farming, fishing equipment	101,501.63
Suriname	PIGOT JUAN MAURICE	Management and admin services	40,800.00
Sweden	CONDRILL AB	Engineering and research services	898,280.00
Sweden	EQUA SIMULATION AB	IT and communications equipment	43,605.00
Sweden	NAME WITHHELD FOR SECURITY REASONS	Management and admin services	407,954.95
Sweden	NAME WITHHELD FOR SECURITY REASONS	Transportation, storage, mail services	4,500.00
Sweden	NAME WITHHELD FOR SECURITY REASONS	Travel, food and lodging	1,768.00
Sweden	RAOUL WALLENBERG INSTITUTE	Organizations and clubs	75,000.00
Sweden	SAAB AKTIEBOLAG	Transportation, storage, mail services	46,872.50
Sweden	SKARP AGENT AB	Editorial, design, graphic services	34,347.97
Sweden	SWEDISH ORPHAN BIOVITRUM AB (PUBL)	Pharmaceuticals, contraceptives, vaccines	242,572.80
Sweden	THE STOCKHOLM ENVIRONMENT INSTITUTE	Engineering and research services	17,656.00
Sweden	THE STOCKHOLM ENVIRONMENT INSTITUTE	Farming, fishing, forestry services	26,484.00
Switzerland	ALEKSANDRA RISTESKA	Management and admin services	50,310.00
Switzerland	AMGEN EUROPE GMBH	Pharmaceuticals, contraceptives, vaccines	484,692.00
Switzerland	BAXTER AG	Pharmaceuticals, contraceptives, vaccines	529,550.85
Switzerland	BAXTER AG.	Medical equipment	1,959,930.31
Switzerland	BERN UNIVERSITY OF APPLIED SCIENCES	Education and training services	32,216.00
Switzerland	CSL BEHRING AG	Pharmaceuticals, contraceptives, vaccines	1,831,894.86
Switzerland	FIPOI-FONDATION DES IMMEUBLES	Management and admin services	362,959.59
Switzerland	FJ CONSULTANCE	Management and admin services	70,000.00
Switzerland	FLORA FAUNA & MAN, ECOLOGICAL SERVICES L	Financial and insurance services	-
Switzerland	FLORA FAUNA & MAN, ECOLOGICAL SERVICES L	Public sector related services	189,584.05
Switzerland	FONDATION POUR L'INSTITUT DES HAUTES ETU	Engineering and research services	60,610.00
Switzerland	GENEVA CENTRE FOR THE DEM. CONTROL OF	Management and admin services	44,000.00
Switzerland	GENOTEL SA - IBIS BUDGET GENEVE	Travel, food and lodging	37,367.12
Switzerland	GLOBAL HEALTH ASSURANCE PARTNERSHIP	Management and admin services	34,310.00
Switzerland	GULF RESEARCH CENTER FOUNDATION	Education and training services	40,000.00
Switzerland	HELVETAS SWISS INTERCOOPERATION	Environmental services	865,750.00
Switzerland	HOTEL BEST WESTERN CHAVANNES DE BOGIS	Travel, food and lodging	99,885.80
Switzerland	INTERNATIONAL AIDS SOCIETY	Travel, food and lodging	45,000.00
Switzerland	INTERTRADE INTERNATIONAL SERVICES	Medical equipment	41,558.55
Switzerland	INTERTRADE INTERNATIONAL SERVICES	Musical instruments and arts and crafts	186,033.76
Switzerland	INTERTRADE INTERNATIONAL SERVICES	Transportation, storage, mail services	13,412.68
Switzerland	INTERTRADE INTERNATIONAL SERVICES SA	Apparel, luggage and personal care	167,859.00
Switzerland	INTERTRADE INTERNATIONAL SERVICES SA	Transportation, storage, mail services	12,400.00
Switzerland	JRR ASSOCIATION	Management and admin services	148,753.00
Switzerland	KPMG SA	Financial and insurance services	133,997.00
Switzerland	KPMG SA	Management and admin services	88,418.00
Switzerland	LGT CAPITAL PARTNERS AG	Financial and insurance services	367,200.87
Switzerland	MSD SPCE	Pharmaceuticals, contraceptives, vaccines	3,330,801.61
Switzerland	NAME WITHHELD FOR SECURITY REASONS	Management and admin services	1,485,211.44
Switzerland	NAME WITHHELD FOR SECURITY REASONS	Transportation, storage, mail services	16,335.75
Switzerland	NAME WITHHELD FOR SECURITY REASONS	Travel, food and lodging	23,400.00
Switzerland	NOVO NORDISK HEALTH CARE AG	Pharmaceuticals, contraceptives, vaccines	2,473,600.00
Switzerland	OPEN SYSTEMS AG	Engineering and research services	122,216.00
Switzerland	ROYAL SAVOY HOTEL & SPA-SA DE I'HOTEL	Travel, food and lodging	55,805.80
Switzerland	SAMUEL KWAMI GAYI	Management and admin services	31,500.00
Switzerland	SMALL ARMS SURVEY	Politics and civic affairs services	303,000.00
Switzerland	SOUTH POLE CARBON ASSET MANAGEMENT LTD	Management and admin services	56,850.00
Switzerland	UN OFFICE AT GENEVA	Politics and civic affairs services	30,000.00
Switzerland	UNEP TRUST FUND ACCOUNT	Politics and civic affairs services	33,149.85
Switzerland	UNITED NATIONS CONFERENCE ON TRADE & DEV	Engineering and research services	600,000.00
Switzerland	UNOG GENERAL FUND	Management and admin services	64,750.00
Switzerland	WAKA - FOREST INVESTMENT SERVICES AG	Management and admin services	63,302.00
Switzerland	WHO	Management and admin services	50,556.00
Switzerland	WHO	Printing, photo and AV equipment	8,444.00
Switzerland	WHO	Travel, food and lodging	55,000.00
Switzerland	WHO UNAIDS	Healthcare services	660,409.05
Switzerland	WORLD HEALTH ORGANISATION (ICC)	Engineering and research services	8,462,175.00
Switzerland	WORLD HEALTH ORGANISATION (ICC)	Public sector related services	639,729.00
Syrian Arab Republic	AFAMIA HOTEL LATAKIA	Management and admin services	31,938.00
Syrian Arab Republic	AHMAD ALI KHADER - FOR METALS MANUFACTUR	Building and maintenance services	128,134.41
Syrian Arab Republic	AHMAD AMER TAHSEEN AL BITAR	Industrial manufacturing services	11,175.12
Syrian Arab Republic	AHMAD AMER TAHSEEN AL BITAR	Transportation, storage, mail services	99,539.17
Syrian Arab Republic	AHMAD MAHMOUD ASAAD EST	Building and maintenance services	30,242.80
Syrian Arab Republic	AHMED MOHAMED MOHAWESH	Building and maintenance services	148,421.00
Syrian Arab Republic	AKRAM BIRO KHALIL CO.	Building and maintenance services	120,404.00
Syrian Arab Republic	AL-OLABI WALEED&AHDLI RUFAIDA	Management and admin services	126,000.00
Syrian Arab Republic	AL AMIR INSTITUATION / AHMED ABDULLAH	Tools and general machinery	59,160.00
Syrian Arab Republic	AL BASHEER COMPANY	Building and maintenance services	34,898.02
Syrian Arab Republic	AL FARDOOS FOUNDATION /PARADISE CO.	Live plant and animal material	243,052.50
Syrian Arab Republic	AL HARAM PYRAMID FOR TRANSFER MONEY CO.	Management and admin services	5,232,528.95
Syrian Arab Republic	AL HARAM PYRAMID FOR TRANSFER MONEY CO.	Politics and civic affairs services	28,773.30

Location of supplier	Supplier name	Category description	Value (USD)
UNDP continued			
Syrian Arab Republic	AL HARAM PYRAMID FOR TRANSFER MONEY CO.	Travel, food and lodging	214,187.81
Syrian Arab Republic	AL NWISER CO/ MAHER AL NWISER	Healthcare services	38,223.00
Syrian Arab Republic	ALAA MOEIN ISMAIL	Building and maintenance services	49,950.00
Syrian Arab Republic	ALFARES CONTRACTING	Transportation, storage, mail services	282,309.09
Syrian Arab Republic	ALI ASKAR AL DAOUD	Building and maintenance services	82,548.31
Syrian Arab Republic	ALWATANIA FOR TRADIN GMANAR ALBOSHI ODAI	Industrial manufacturing services	7,447.05
Syrian Arab Republic	ALWATANIA FOR TRADIN GMANAR ALBOSHI ODAI	Published products	26,003.25
Syrian Arab Republic	ALWATANIA FOR TRADIN GMANAR ALBOSHI ODAI	Security and safety equipment	72,066.15
Syrian Arab Republic	ALWATANIA FOR TRADIN GMANAR ALBOSHI ODAI	Tools and general machinery	40,610.70
Syrian Arab Republic	ALWATANIA FOR TRADIN GMANAR ALBOSHI ODAI	Transportation, storage, mail services	2,287.35
Syrian Arab Republic	ANTWAN ABD ALAHAD LOLO	Public sector related services	180,000.00
Syrian Arab Republic	AQUA NETS COMPANY	Distribution equipment	62,329.50
Syrian Arab Republic	AQUA NETS COMPANY	Farming, fishing equipment	52,069.50
Syrian Arab Republic	AQUA NETS COMPANY	Material handling machinery	30,780.00
Syrian Arab Republic	AQUA NETS COMPANY	Tools and general machinery	3,306.00
Syrian Arab Republic	ASAS CONTRACTING LTD.	Building and maintenance services	70,455.00
Syrian Arab Republic	ASAS CONTRACTING LTD.	Healthcare services	399,496.00
Syrian Arab Republic	BASSAM AL RAHWAN CO. AND HIS PARTNERS	Healthcare services	39,863.00
Syrian Arab Republic	BASSEL AL NASSAR	Tools and general machinery	56,648.00
Syrian Arab Republic	BITAR FOR TRADING /	Building and maintenance services	77,793.29
Syrian Arab Republic	CLEAN POWER CENTER-NOUMAN ALI HAMOUD	Electrical systems components	732,227.00
Syrian Arab Republic	CLEAN POWER CENTER-NOUMAN ALI HAMOUD	Mineral and textile materials	27,650.00
Syrian Arab Republic	CLEAN POWER CENTER-NOUMAN ALI HAMOUD	Transportation, storage, mail services	11,500.00
Syrian Arab Republic	DAR AL ALSON EDUCATION & TRAINING SERVIC	Education and training services	507,610.00
Syrian Arab Republic	EDRIS & BROTHERS COMPANY	Live plant and animal material	74,777.11
Syrian Arab Republic	FUTURE TECHNOLOGY- MOHAMAD SAEED AL AGH	Healthcare services	905,755.16
Syrian Arab Republic	FUTURE TECHNOLOGY- MOHAMAD SAEED AL AGH	Public sector related services	35,241.33
Syrian Arab Republic	GHANDOUR TRADING AND CONTRACTING	Building and maintenance services	325,512.10
Syrian Arab Republic	GLOBAL ENGINEERING /MHD AMMAR KATMA	Distribution equipment	7,952.00
Syrian Arab Republic	GLOBAL ENGINEERING /MHD AMMAR KATMA	Security and safety equipment	21,108.00
Syrian Arab Republic	GLOBAL ENGINEERING /MHD AMMAR KATMA	Structures, construction components	32,335.00
Syrian Arab Republic	HASSAN AZAR NAOUM	Industrial manufacturing machinery	97,740.00
Syrian Arab Republic	HASSAN AZAR NAOUM	Live plant and animal material	72,108.38
Syrian Arab Republic	HASSAN AZAR NAOUM	Mineral and textile materials	45,854.33
Syrian Arab Republic	HASSAN AZAR NAOUM	Tools and general machinery	46,770.00
Syrian Arab Republic	HASSAN AZAR NAOUM	Transportation, storage, mail services	142,083.00
Syrian Arab Republic	HASSAN BAKKOR MOURAD INSTITUTION	Electrical systems components	55,500.00
Syrian Arab Republic	HASSANA MARDAM BEY	Management and admin services	44,000.00
Syrian Arab Republic	HAZEM ANIS HASSAN	Tools and general machinery	70,223.91
Syrian Arab Republic	INFORMATION CONSULTANCIES & INSTALLATION	Financial and insurance services	2,945.00
Syrian Arab Republic	INFORMATION CONSULTANCIES & INSTALLATION	Management and admin services	340,797.00
Syrian Arab Republic	INFORMATION CONSULTANCIES & INSTALLATION	Transportation, storage, mail services	7,980.00
Syrian Arab Republic	INFORMATION CONSULTANCIES & INSTALLATION	Travel, food and lodging	45,600.00
Syrian Arab Republic	JABER MARWAN ALJABER	Building and maintenance services	359,397.58
Syrian Arab Republic	JABER MARWAN ALJABER	Healthcare services	63,334.48
Syrian Arab Republic	JADAAN SOULEMAN OTHMAN	Management and admin services	79,200.00
Syrian Arab Republic	JAFAAR MAHMOUD NASSOUR	Transportation, storage, mail services	147,712.93
Syrian Arab Republic	KARDISI CO.	Healthcare services	147,970.40
Syrian Arab Republic	KHALID HAMOUD TRADING EST.	Live plant and animal material	48,980.00
Syrian Arab Republic	KHALLOUF FUTURE POWER LLC	Material handling machinery	120,135.00
Syrian Arab Republic	KHLAIF HAMOUD AL ALI	Live plant and animal material	711,898.22
Syrian Arab Republic	KHLAIF HAMOUD AL ALI	Transportation, storage, mail services	11,121.69
Syrian Arab Republic	LIANA COMPANY FOR TRADING	Industrial manufacturing services	58,975.00
Syrian Arab Republic	MAHMOUD AHMAD JEBRIL & PARTNER- RAMI CO.	Medical equipment	98,627.67
Syrian Arab Republic	MAHMOUD AHMAD JEBRIL & PARTNER- RAMI CO.	Transportation, storage, mail services	9,727.12
Syrian Arab Republic	MAHMOUD AHMED ALMOHAMED AL RAYES	Live plant and animal material	157,854.44
Syrian Arab Republic	MAHMOUD AHMED ALMOHAMED AL RAYES	Security and safety equipment	46,052.25
Syrian Arab Republic	MAHMOUD AHMED ALMOHAMED AL RAYES	Transportation, storage, mail services	1,616.00
Syrian Arab Republic	MAHMOUD BASHIR KHLLO	Tools and general machinery	44,266.74
Syrian Arab Republic	MAHMOUD MAJED AL SHAWI	Building and maintenance services	68,859.45
Syrian Arab Republic	MAJED MAHMOUD BRENJY ENG.FOR CONTRACTIN	Healthcare services	115,979.26
Syrian Arab Republic	MEJANNI & CO CHART. ACCOUNT.&CONSULT LTD	Management and admin services	123,000.00
Syrian Arab Republic	MHD.HISHAM DAWALIBI&ZOKA'A MAATOUK	Management and admin services	34,000.00
Syrian Arab Republic	MOHAMAD NASER MOHAMAD SAID ALSULAIMAN	Material handling machinery	1,869.48
Syrian Arab Republic	MOHAMAD NASER MOHAMAD SAID ALSULAIMAN	Mineral and textile materials	75,798.77
Syrian Arab Republic	MOHAMAD NASER MOHAMAD SAID ALSULAIMAN	Transportation, storage, mail services	388.46
Syrian Arab Republic	MOHAMED ABD AL TAIEH	Building and maintenance services	129,451.69
Syrian Arab Republic	MOHAMED ALI AL KHUDER	Tools and general machinery	97,207.00
Syrian Arab Republic	MOHAMED BAHAH FOR TRADE	Distribution equipment	30,127.50
Syrian Arab Republic	MOHAMED BAHAH FOR TRADE	Farming, fishing equipment	41,412.00
Syrian Arab Republic	MOHAMED BAHAH FOR TRADE	Medical equipment	271,473.15
Syrian Arab Republic	MOHAMED BAHAH FOR TRADE	Tools and general machinery	418,090.00
Syrian Arab Republic	MOHAMMAD MOSTAFA BARAKAT	Healthcare services	253,690.00
Syrian Arab Republic	MOHAMMAD SAEED HUBBI	Tools and general machinery	43,437.50
Syrian Arab Republic	MOHAMMAD ZIAD DADAA	Tools and general machinery	37,616.10
Syrian Arab Republic	MOHAMMED ALI ALKHALED AL FTAYEH	Power generation machinery	82,229.78
Syrian Arab Republic	MOSTAFA HASAN ALKHATEEB	Transportation, storage, mail services	355,564.52
Syrian Arab Republic	MOUASSASET LAKAH	Material handling machinery	166,883.55
Syrian Arab Republic	MOUHAMMAD AWAD AL HOUSAIN	Building and maintenance services	48,601.32
Syrian Arab Republic	MOUHSEN IBRAHEEM	Tools and general machinery	72,836.75
Syrian Arab Republic	MYASSER YASSER AL MOHAMAD	Building and maintenance services	121,074.10
Syrian Arab Republic	NABIL MAHMOUD SALEH	Transportation, storage, mail services	240,046.00
Syrian Arab Republic	NATIONAL ESTABLISHMENT FOR OIL SERVICES	Healthcare services	226,930.17
Syrian Arab Republic	NATIONAL ESTABLISHMENT FOR OIL SERVICES	Live plant and animal material	114,353.70

Location of supplier	Supplier name	Category description	Value (USD)
UNDP continued			
Syrian Arab Republic	NATIONAL ESTABLISHMENT FOR OIL SERVICES	Material handling machinery	272,492.56
Syrian Arab Republic	NATIONAL ESTABLISHMENT FOR OIL SERVICES	Transportation, storage, mail services	104,399.33
Syrian Arab Republic	NIHAD MUNEEF ALMUHAMMAD	Transportation, storage, mail services	104,399.34
Syrian Arab Republic	NMA-E L.L.C	Tools and general machinery	36,851.60
Syrian Arab Republic	OMAR ABD-ALKAREEM SAGHEER	Healthcare services	552,234.82
Syrian Arab Republic	ONE EIGHTY LLC	Building and maintenance services	408,017.67
Syrian Arab Republic	QIMAM LIMITED LIABILTY CO.	Distribution equipment	54,419.01
Syrian Arab Republic	QIMAM LIMITED LIABILTY CO.	Transportation, storage, mail services	72,050.00
Syrian Arab Republic	QUBA COMPANY	Public sector related services	88,072.26
Syrian Arab Republic	RABIE YASSIN AL TAMER	Transportation, storage, mail services	106,330.00
Syrian Arab Republic	RAHAF COMMERCIAL EST.- NOOR HASAN	Transportation, storage, mail services	144,600.00
Syrian Arab Republic	RAHAF TRADING CO.- NOUR HASAN	Transportation, storage, mail services	207,050.00
Syrian Arab Republic	RAMI KABALAN TRADING ESTABLISHMENT	Medical equipment	179,078.54
Syrian Arab Republic	RAND INSTITUTION - MAHMOUD AL SHAIKH	Transportation, storage, mail services	108,270.00
Syrian Arab Republic	RAYAN ISMAIL MOHAMAD & ISMAIL MOHAMAD C	Building and maintenance services	42,514.50
Syrian Arab Republic	REDA CENTER FOR TRAINING AND DEVELOPMENT	Education and training services	489,300.00
Syrian Arab Republic	REDA CENTER FOR TRAINING AND DEVELOPMENT	Tools and general machinery	80,328.00
Syrian Arab Republic	SAFIR HOTEL HOMS	Management and admin services	240,150.00
Syrian Arab Republic	SAFIR HOTEL HOMS	Public sector related services	5,826.00
Syrian Arab Republic	SAMER ANIS SAADEH	Healthcare services	105,728.78
Syrian Arab Republic	SARA COMPANY-AHMAD HAJ IBRAHIM	Industrial manufacturing machinery	21,393.42
Syrian Arab Republic	SARA COMPANY-AHMAD HAJ IBRAHIM	Transportation, storage, mail services	36,682.53
Syrian Arab Republic	SHERATON DAMASCUS/ SAID MICHEAL AL HAJJ	Travel, food and lodging	34,961.64
Syrian Arab Republic	SHOROUK FOR PROTECTION&GUARDING&SECUR	Public order and security services	643,251.65
Syrian Arab Republic	SUHEL WASFI SAEED	Building and maintenance services	89,411.53
Syrian Arab Republic	SULAIMAN AHMAD AL MUSTAFA	Building and maintenance services	137,921.00
Syrian Arab Republic	SULAIMAN AHMAD AL MUSTAFA	Transportation, storage, mail services	71,000.00
Syrian Arab Republic	SYR.SAUDI CO.TOURISTIC INVEST.HTL.MANAG.	Management and admin services	95,645.54
Syrian Arab Republic	SYRIAN ARAB RED CRESENT -ALEPPO BRANCH	Medical equipment	69,923.28
Syrian Arab Republic	SYRIAN ECONOMIC SOCIETY	Engineering and research services	30,000.00
Syrian Arab Republic	TADREEB FOR MANAGEMENT TRAINING & HR DEV	Management and admin services	43,611.00
Syrian Arab Republic	TALAL ABU-GHAZALEH&CO - IFAS	Education and training services	69,000.00
Syrian Arab Republic	TALAL ABU-GHAZALEH&CO - IFAS	Management and admin services	74,500.00
Syrian Arab Republic	TALAL SEIF ALDIN KHALED	Healthcare services	205,187.50
Syrian Arab Republic	TARIF MOHAMAD AL MASOUD	Transportation, storage, mail services	148,586.97
Syrian Arab Republic	WORLD OF SEAS CO./ ABD AL RAHMAN MAKTABI	Tools and general machinery	114,460.00
Syrian Arab Republic	YACOUB KASSABBASHI-DAR AFAMIA ENGINEERIN	Transportation, storage, mail services	82,900.00
Syrian Arab Republic	ZIAD SAID SHABAKJI / PINNACLE	Education and training services	61,305.00
Tajikistan	CJSC AZIZ AND CO	Medical equipment	48,675.95
Tajikistan	CJSC AZIZ AND CO	Transportation, storage, mail services	567.78
Tajikistan	HODJIBOEV FIRDAVS ABDUSAMADOVICH	Management and admin services	36,168.00
Tajikistan	INDEPE AGENCY STRATEG RESEAR PLAN OF AIC	Politics and civic affairs services	50,987.06
Tajikistan	KVD MARKAZI JUMH KHIZM VA TAMIRI TAJH TI	Medical equipment	48,619.91
Tajikistan	KVD MARKAZI JUMH KHIZM VA TAMIRI TAJH TI	Transportation, storage, mail services	1,168.99
Tajikistan	LAWRENCE WILLIAM EDWARD	Management and admin services	87,000.00
Tajikistan	LIMITED LIABILIATY COMPANY "FARHOD"	Building and maintenance services	38,843.48
Tajikistan	LLC SAFAR 66	Fuels and lubricants etc.	14,500.01
Tajikistan	LLC SAFAR 66	Industrial manufacturing machinery	41,576.73
Tajikistan	LLC SAFAR 66	Transportation, storage, mail services	1,830.81
Tajikistan	LLC ABSOLUT	Engineering and research services	141,434.11
Tajikistan	LLC AZIYA	Engineering and research services	290,019.26
Tajikistan	LLC BARKOSOR	Farming, fishing equipment	62,000.00
Tajikistan	LLC BARKOSOR	Financial and insurance services	5,000.00
Tajikistan	LLC BARKOSOR	Medical equipment	116,708.65
Tajikistan	LLC BARKOSOR	Transportation, storage, mail services	8,000.00
Tajikistan	LLC BDM	Engineering and research services	62,327.26
Tajikistan	LLC DORO	Transportation, storage, mail services	48,759.60
Tajikistan	LLC FOREX	Medical equipment	105,302.99
Tajikistan	LLC FURKAT	Engineering and research services	133,756.86
Tajikistan	LLC GAZPROMNEFT TAJIKISTAN	Transportation, storage, mail services	31,885.60
Tajikistan	LLC GEOSOZ PETROTALING	Engineering and research services	40,405.33
Tajikistan	LLC GULISTAN TOUR	Travel, food and lodging	85,390.00
Tajikistan	LLC LOLA-2010	Building and construction machinery	53,400.00
Tajikistan	LLC MAKTABI TIJORAT	Education and training services	45,901.50
Tajikistan	LLC MEDSTOMOTEHNIKA	Management and admin services	39,587.99
Tajikistan	LLC MEDSTOMOTEHNIKA	Material handling machinery	63,588.89
Tajikistan	LLC NEO SYSTEMS & TECHNOLOGIES	Distribution equipment	11,990.35
Tajikistan	LLC NEO SYSTEMS & TECHNOLOGIES	Engineering and research services	2,751.21
Tajikistan	LLC NEO SYSTEMS & TECHNOLOGIES	IT and communications equipment	2,947.11
Tajikistan	LLC NEO SYSTEMS & TECHNOLOGIES	Management and admin services	2,614.35
Tajikistan	LLC NEO SYSTEMS & TECHNOLOGIES	Material handling machinery	174.10
Tajikistan	LLC NEO SYSTEMS & TECHNOLOGIES	Power generation machinery	6,510.27
Tajikistan	LLC NEO SYSTEMS & TECHNOLOGIES	Security and safety equipment	3,265.92
Tajikistan	LLC OBODKOR- T	Engineering and research services	30,921.60
Tajikistan	LLC OFIS MARKET KO	Medical equipment	106,930.64
Tajikistan	LLC ORION	Engineering and research services	32,300.96
Tajikistan	LLC PIXEL	Management and admin services	7,560.00
Tajikistan	LLC PIXEL	Security and safety equipment	105,894.94
Tajikistan	LLC PMK-278	Building and maintenance services	34,048.35
Tajikistan	LLC POLYGRAPH GROUP	Editorial, design, graphic services	30,752.00
Tajikistan	LLC REBUS	Management and admin services	33,000.00
Tajikistan	LLC RSM TAJIKISTAN	Financial and insurance services	44,579.40
Tajikistan	LLC SAFEDKUHI RASHT	Furniture	400.00
Tajikistan	LLC SAFEDKUHI RASHT	Industrial manufacturing machinery	45,000.00

Location of supplier	Supplier name	Category description	Value (USD)
UNDP continued			
Tajikistan	LLC SAFEDKUHI RASHT	Laboratory and testing equipment	1,495.00
Tajikistan	LLC SAFEDKUHI RASHT	Mineral and textile materials	10,600.00
Tajikistan	LLC SHAKHNOZA 2010	Engineering and research services	142,864.14
Tajikistan	LLC SHAVKAT	Building and maintenance services	42,402.28
Tajikistan	LLC SHAVKAT, RUMI	Building and maintenance services	42,402.28
Tajikistan	LLC SILK ROAD COMMUNICATION	Education and training services	31,571.00
Tajikistan	LLC SMART GROUP	Domestic appliances and electronics	4,555.80
Tajikistan	LLC SMART GROUP	Electrical systems components	6,433.45
Tajikistan	LLC SMART GROUP	Financial and insurance services	2,910.00
Tajikistan	LLC SMART GROUP	IT and communications equipment	52,242.85
Tajikistan	LLC SMART GROUP	Printing, photo and AV equipment	12,716.50
Tajikistan	LLC SMART GROUP	Transportation, storage, mail services	9,617.63
Tajikistan	LLC SOMON- ORZU	Healthcare services	39,221.35
Tajikistan	LLC SOMON S	Building and maintenance services	85,668.99
Tajikistan	LLC UMED, TAVILDARA	Structures, construction components	935,583.73
Tajikistan	LLC USTUVOR 2017	Industrial manufacturing machinery	80,150.00
Tajikistan	LLC VAHDAT LTD	Building and maintenance services	172,694.20
Tajikistan	LLC VEKTOR PRINT	Editorial, design, graphic services	52,454.78
Tajikistan	LLC VOHID	Building and maintenance services	43,755.91
Tajikistan	LLC ZAFARI SAMIR	Cleaning equipment	1,100.00
Tajikistan	LLC ZAFARI SAMIR	Distribution equipment	1,200.00
Tajikistan	LLC ZAFARI SAMIR	Electrical systems components	800.00
Tajikistan	LLC ZAFARI SAMIR	Financial and insurance services	940.95
Tajikistan	LLC ZAFARI SAMIR	Mining and well drilling equipment	31,401.50
Tajikistan	LLC ZAFARI SAMIR	Transportation, storage, mail services	6,273.00
Tajikistan	MAHMADULLAEV SAIDMUMIN DAVLATOVICH	Management and admin services	54,000.00
Tajikistan	MD PAJUISHGOHI EKSPERTIZAI TIBBIYU ICHTI	Politics and civic affairs services	30,000.00
Tajikistan	NAME WITHHELD FOR SECURITY REASONS	Management and admin services	33,840.00
Tajikistan	NON COMMERCIAL ORGANIZATION FUND CESVI	Education and training services	37,567.70
Tajikistan	OJSC DCM–28	Engineering and research services	41,140.45
Tajikistan	OJSC MADADI TURSUNZODA	Farming, fishing equipment	115,974.00
Tajikistan	OJSC MADADI TURSUNZODA	Financial and insurance services	706.00
Tajikistan	OJSC MADADI TURSUNZODA	Motor vehicles and parts	25,500.00
Tajikistan	OJSC MADADI TURSUNZODA	Transportation, storage, mail services	856.00
Tajikistan	OJSC TOURISM PROMOTION SERVICES/SERENA	Travel, food and lodging	39,520.00
Tajikistan	PE AMONOV MARUF NUMONJONOVICH	Distribution equipment	375.93
Tajikistan	PE AMONOV MARUF NUMONJONOVICH	Food and beverage products	34,264.87
Tajikistan	PE AMONOV MARUF NUMONJONOVICH	Furniture	59,160.68
Tajikistan	PE AMONOV MARUF NUMONJONOVICH	Printing, photo and AV equipment	866.13
Tajikistan	PE AMONOV MARUF NUMONJONOVICH	Published products	256.63
Tajikistan	PE AMONOV MARUF NUMONJONOVICH	Services industry equipment	3,561.56
Tajikistan	PE AMONOV MARUF NUMONJONOVICH	Structures, construction components	5,774.22
Tajikistan	PE AMONOV MARUF NUMONJONOVICH	Tools and general machinery	2,205.43
Tajikistan	PE AMONOV MARUF NUMONJONOVICH	Transportation, storage, mail services	4,385.80
Tajikistan	PE NEGMATOV JAHONGIR RAHMATILLOEVICH	Medical equipment	72,542.36
Tajikistan	PE SULAYMONOV NAZARBEK SHOGUNIEVICH	Electrical systems components	1,543.53
Tajikistan	PE SULAYMONOV NAZARBEK SHOGUNIEVICH	IT and communications equipment	40,381.11
Tajikistan	PO AZIT	Education and training services	43,948.00
Tajikistan	REP MEDICINES & MED. COMMODITIES PROC CE	Management and admin services	35,522.10
Tajikistan	REP MEDICINES & MED. COMMODITIES PROC CE	Material handling machinery	48,231.76
Tajikistan	RSM TAJIKISTAN LLC	Management and admin services	39,559.00
Tajikistan	SOCIAL ORGANIZATION HUMAN RIGHTS CENTRE	Education and training services	44,720.00
Thailand	ASIAN DISASTER PREPA.CENT.FOUN	Management and admin services	30,220.00
Thailand	ASIAN DISASTER PREPAREDNESS CENTER	Environmental services	171,819.00
Thailand	ASIAN DISASTER PREPAREDNESS CENTER	Management and admin services	5,154.57
Thailand	ASIAN INSTITUTE OF TECHNOLOGY	Education and training services	132,753.31
Thailand	ASIAN INSTITUTE OF TECHNOLOGY	Environmental services	50,000.00
Thailand	BANCHANGKID CO., LTD	Travel, food and lodging	35,748.51
Thailand	BRIGHT MANAGEMENT CONSULTING CO.,LTD.	Education and training services	122,096.20
Thailand	CENTRAL WORLD HOTEL CO.,LTD	Travel, food and lodging	112,376.32
Thailand	COLUMBUS TRAVELS & TOURS	Transportation, storage, mail services	75,545.00
Thailand	ENERGY FOR ENVIRONMENT FOUNDATION	Engineering and research services	225,915.03
Thailand	JES INTERIOR CO., LTD.	Building and maintenance services	38,922.16
Thailand	KRUNGTHEP RIMNAM COMPANY LIMITED	Travel, food and lodging	103,563.48
Thailand	LOCAL ALIKE CO.,LTD	Management and admin services	45,221.59
Thailand	LOVE FRANKIE LTD	Politics and civic affairs services	40,762.77
Thailand	MACKENNA LAND COMPANY LIMITED	Travel, food and lodging	38,731.78
Thailand	NAME WITHHELD FOR SECURITY REASONS	Management and admin services	2,384,937.52
Thailand	NAME WITHHELD FOR SECURITY REASONS	Transportation, storage, mail services	64,241.18
Thailand	NAME WITHHELD FOR SECURITY REASONS	Travel, food and lodging	22,400.00
Thailand	RABBIT IN THE MOON FOUNDATION	Education and training services	85,567.06
Thailand	RECOFTC-TCP	Politics and civic affairs services	179,328.21
Thailand	RIMES	Environmental services	267,458.00
Thailand	RIMES (REGIONAL INTEGRATED MULTI-HAZARD	Environmental services	190,187.10
Thailand	ROYAL ORCHID HOTEL THAILAND PCL	Education and training services	11,230.03
Thailand	ROYAL ORCHID HOTEL THAILAND PCL	Travel, food and lodging	25,607.47
Thailand	SEAN CHRISTOPHER LEES	Management and admin services	54,594.00
Thailand	SEUB NAKHASATHIEN FOUNDATION	Education and training services	207,157.89
Thailand	SIAM PROPERTY DEVELOPMENT CO LTD	Travel, food and lodging	30,843.92
Thailand	SIMON WOELL	Management and admin services	41,000.00
Thailand	STOCKHOLM ENVIRONMENT INSTITUTE	Engineering and research services	152,693.00
Thailand	STRATEGIC GROUP CO. LTD.	Politics and civic affairs services	46,033.16
Thailand	SUKHOTHAI THAMMATIRAT OPEN UNIVERSITY	Management and admin services	74,850.30
Thailand	SUKHOTHAI THAMMATIRAT OPEN UNIVERSITY	Transportation, storage, mail services	3,369.01

Location of supplier	Supplier name	Category description	Value (USD)
UNDP continued			
Thailand	THE JOINT GRADUATE SCHOOL OF ENERGY AND	Farming, fishing, forestry services	48,000.00
Thailand	TRIPLE X LIGHTING AND DEVELOPMENT CO.,	Farming, fishing, forestry services	73,019.99
The former Yugoslav Republic of Macedonia	AGENCIJA ZA PODRSKA NA PRETPRIEMNISTVO	Education and training services	275,378.77
The former Yugoslav Republic of Macedonia	AK-INVEST	Engineering and research services	161,324.15
The former Yugoslav Republic of Macedonia	BBRZ OSTERREICH	Education and training services	31,590.18
The former Yugoslav Republic of Macedonia	DZOVI KOMPANI	Engineering and research services	416,738.35
The former Yugoslav Republic of Macedonia	EHI	Engineering and research services	398,645.43
The former Yugoslav Republic of Macedonia	EPI CENTAR INTERNACIONAL	Farming, fishing, forestry services	41,873.86
The former Yugoslav Republic of Macedonia	EURO CONSULT LTD SKOPJE	Engineering and research services	247,051.89
The former Yugoslav Republic of Macedonia	GRADEZEN INSTITUT MAKEDONIJA	Engineering and research services	387,388.28
The former Yugoslav Republic of Macedonia	GRANIT AD	Engineering and research services	870,234.27
The former Yugoslav Republic of Macedonia	IZGRADBA-KOMERC	Engineering and research services	54,829.75
The former Yugoslav Republic of Macedonia	KMG EOL KVAZAR	Engineering and research services	37,009.95
The former Yugoslav Republic of Macedonia	KONSTRUKTOR RENATA	Engineering and research services	72,557.75
The former Yugoslav Republic of Macedonia	MARKOSKI K-73	Engineering and research services	478,637.74
The former Yugoslav Republic of Macedonia	NAME WITHHELD FOR SECURITY REASONS	Management and admin services	113,931.00
The former Yugoslav Republic of Macedonia	POINT PRO CONSULTING	Engineering and research services	38,774.43
The former Yugoslav Republic of Macedonia	POINT PRO CONSULTING	Environmental services	64,290.64
The former Yugoslav Republic of Macedonia	PROMONTING SKOPJE	Engineering and research services	167,671.92
The former Yugoslav Republic of Macedonia	PRONEKS-HEM	Farming, fishing equipment	35,193.22
The former Yugoslav Republic of Macedonia	SILEKS NEMETALI ST KRATOVO	Engineering and research services	782,815.47
The former Yugoslav Republic of Macedonia	SIMT SKOPJE	Farming, fishing equipment	33,535.63
The former Yugoslav Republic of Macedonia	SOLUTION D DOO	Industrial manufacturing services	35,562.41
The former Yugoslav Republic of Macedonia	SOLUTION D DOO	Tools and general machinery	38,148.76
The former Yugoslav Republic of Macedonia	STENTON GRADBA	Engineering and research services	589,795.08
The former Yugoslav Republic of Macedonia	SUMARSKI FAKULTET SKOPJE	Environmental services	40,172.63
The former Yugoslav Republic of Macedonia	ZIKOL DOOEL	Engineering and research services	591,828.52
Timor-Leste	AUTO TIMOR LESTE	Motor vehicles and parts	368,500.00
Timor-Leste	CENTRAL SA	Management and admin services	37,200.00
Timor-Leste	HOTEL TIMOR	Education and training services	55,157.00
Timor-Leste	JOMI UNIPESSOAL LDA.	Education and training services	775.00
Timor-Leste	JOMI UNIPESSOAL LDA.	Motor vehicles and parts	61,650.00
Timor-Leste	KONSTANTIN BORISOV	Management and admin services	70,000.00
Timor-Leste	MAUBERE SECURITY LDA	Public order and security services	43,800.00
Timor-Leste	NAME WITHHELD FOR SECURITY REASONS	Management and admin services	377,369.50
Timor-Leste	OTSOPARIS UNIP. LDA	Building and maintenance services	35,166.00
Timor-Leste	RIVIO CONSTRUCTION UNIP. LDA.	Building and maintenance services	80,423.46
Timor-Leste	TELEKOMUNIKASI INDONESIA INTERNASIONAL	Engineering and research services	53,000.00
Timor-Leste	TIMOR TELECOM	Engineering and research services	42,750.00
Togo	ACEP/POLYCONSULT	Engineering and research services	105,164.93
Togo	ATRACOM TOGO	Motor vehicles and parts	33,065.87
Togo	ATRACOM TOGO	Transportation, storage, mail services	33,065.87
Togo	B-E LA PAIX	Engineering and research services	217,071.13
Togo	BEC-RPAC	Engineering and research services	40,662.30
Togo	BECATEC	Engineering and research services	211,758.98
Togo	BETIA (BUR D'ET. TOG & D'ING APPL.) SARL	Engineering and research services	167,224.55
Togo	BONNE EXECUTION SUIVANT LA TECHNOLOGIE D	Engineering and research services	352,314.38
Togo	BUREAU D'ETUDES ICR	Engineering and research services	96,763.29
Togo	CEEGC	Engineering and research services	104,740.80
Togo	CENPATO	Furniture	33,281.60
Togo	CEVEMAC	Engineering and research services	177,350.40
Togo	CHM	Engineering and research services	730,654.16
Togo	CIP-AFRIQUE	Engineering and research services	320,550.96
Togo	COFFRATO	Engineering and research services	120,717.99
Togo	COMTEL TECHNOLOGIES TOGO SARL	Engineering and research services	137,237.03
Togo	CONSTRUCTION MODERNE MARTIN	Engineering and research services	184,178.16
Togo	CREM SARL	Engineering and research services	34,016.00
Togo	D.CO-BTP	Healthcare services	75,672.55
Togo	DAN OFFICE	Domestic appliances and electronics	10,538.00
Togo	DAN OFFICE	Electrical systems components	48,872.00
Togo	DAN OFFICE	Financial and insurance services	203.00
Togo	DAN OFFICE	IT and communications equipment	278,850.75
Togo	DAN OFFICE	Management and admin services	9,275.00
Togo	DAN OFFICE	Office equipment	18,933.50
Togo	DAN OFFICE	Printing, photo and AV equipment	46,581.00
Togo	DAN OFFICE	Transportation, storage, mail services	40,155.00
Togo	DECO-IC SA	Engineering and research services	151,218.17
Togo	E.B. SOSSA	Engineering and research services	372,536.80
Togo	ECNC SARL	Engineering and research services	543,297.99
Togo	ECOBA-K	Engineering and research services	551,417.89
Togo	ECOBA-K	Healthcare services	214,839.99
Togo	EGB & TP	Engineering and research services	317,374.74
Togo	ELFE DE CONSTRUCTION BTP	Engineering and research services	93,202.12
Togo	ENERGIE STABLE	Engineering and research services	95,641.01
Togo	ENTREPRISE A DIEU LA CONFIANCE	Furniture	129,247.52
Togo	ENTREPRISE CONSTRUCTION BATIMENT EBENIST	Engineering and research services	77,933.73
Togo	ENTREPRISE CONSTRUCTION BATIMENT EBENIST	Furniture	195,115.31
Togo	ENTREPRISE CONSTRUCTION BATIMENT EBENIST	Healthcare services	217,512.94
Togo	ENTREPRISE DE GENIE CIVIL (EGC)	Engineering and research services	647,668.32
Togo	ENTREPRISE DES NOUVELLES TECHNOLOGIES	Engineering and research services	124,101.09
Togo	ENTREPRISE TOGOLAISE CONSTRUCT° AMENAGEI	Engineering and research services	35,040.04
Togo	ETRANE TOGO-SARL	Engineering and research services	128,142.34
Togo	ETS ADA CONSULTING AFRICA	Management and admin services	38,241.19
Togo	ETS ART DES GRANDES CONSTRUCTIONS (AGC)	Engineering and research services	167,676.80

Location of supplier	Supplier name	Category description	Value (USD)
UNDP continued			
Togo	ETS ASEL GROUP CONSULTING	Public sector related services	34,965.95
Togo	ETS BANZAI-BTP	Engineering and research services	194,136.10
Togo	ETS DIEU DONNE	Furniture	92,424.91
Togo	ETS ECOSTAR	Engineering and research services	81,751.00
Togo	ETS EGBR	Engineering and research services	288,478.80
Togo	ETS ESAKAO	Engineering and research services	102,176.44
Togo	ETS GROUPE AFRICAIN D'INGENIEURS (GAI)	Engineering and research services	160,946.90
Togo	ETS IPACOM	Editorial, design, graphic services	254,947.25
Togo	ETS LA GRACE AFRICAINE	Engineering and research services	3,074,052.33
Togo	ETS LAMPOUGUINI	Engineering and research services	123,787.72
Togo	ETS MADEBA	Engineering and research services	188,391.89
Togo	ETS NIMBA	Editorial, design, graphic services	36,701.63
Togo	ETS PHILIBATC	Engineering and research services	157,348.05
Togo	ETS SECDE	Engineering and research services	36,868.29
Togo	ETS ST JOSEPH COBA	Engineering and research services	40,010.80
Togo	ETS TCHAMIE & FILS	Engineering and research services	39,448.23
Togo	ETS ZAZU	Engineering and research services	43,047.40
Togo	ETUDES INGENIERIE GENIE CIVIL (EIGC)	Healthcare services	34,036.86
Togo	GENIE BATISSEUR	Engineering and research services	39,511.14
Togo	GRANDE ENTREPRISE ROUTIERE (GER)	Engineering and research services	3,738,784.38
Togo	GROUPEMENT ACOTEC / SINERGIE / SOTENA	Engineering and research services	446,708.61
Togo	GROUPEMENT CETA-ICC	Engineering and research services	214,905.86
Togo	GROUPEMENT EBTP - NZI	Engineering and research services	2,813,389.68
Togo	GROUPEMENT ESMO / GEBATEC	Engineering and research services	930,778.68
Togo	GROUPEMENT EVP & BETECC	Engineering and research services	146,623.64
Togo	GROUPEMENT GENERTEL - ZENITH	Engineering and research services	610,168.13
Togo	GROUPEMENT HYDRO GENIE / BF CONSEIL	Engineering and research services	123,969.95
Togo	GROUPEMENT ICC-CETA-ELITE GROUP	Engineering and research services	478,304.80
Togo	GROUPEMENT MBK-GENELEC	Engineering and research services	163,356.42
Togo	GROUPEMENT SIAR INTL / SAED SARL	Engineering and research services	149,797.51
Togo	GROUPEMENT STTC / ECNAF	Furniture	117,528.62
Togo	GROUPEMENT TED SARL / BECATEC	Engineering and research services	139,819.43
Togo	HACHETTE LIVRE	Management and admin services	10,584.23
Togo	HACHETTE LIVRE	Published products	713,054.86
Togo	HACHETTE LIVRE	Transportation, storage, mail services	25,234.58
Togo	HOTEL NOVELA STAR	Travel, food and lodging	68,378.80
Togo	HYDROBAT	Engineering and research services	64,648.40
Togo	INGENIERIE DES GRANDS PROJETS	Engineering and research services	90,730.10
Togo	INTER-CON	Public order and security services	74,387.81
Togo	INTERNATIONALE CONSTRUCTION BATIMENT &TI	Engineering and research services	100,753.46
Togo	ITC INNOVATION SARL	Public sector related services	145,970.97
Togo	LA MONTANTE SARLU	Engineering and research services	91,889.26
Togo	LE PROGRES SARLU	Engineering and research services	577,186.93
Togo	MAYAH CONSULT	Engineering and research services	79,806.66
Togo	NASR SARL U	Engineering and research services	148,809.57
Togo	NECBAPS-BTP / SOSAF	Engineering and research services	740,648.46
Togo	OFMAS INTERNATIONAL	Engineering and research services	877,610.24
Togo	REGIS MANAGEMENT SERVICES LTD	Education and training services	8,303.30
Togo	REGIS MANAGEMENT SERVICES LTD	Motor vehicles and parts	1,001,399.71
Togo	REGIS MANAGEMENT SERVICES LTD	Transportation, storage, mail services	67,840.00
Togo	REGROUPEMENT ENTREPRISES DE CONSTRUCTIO	Engineering and research services	444,638.70
Togo	SIGEM-BAOBAB SARL	Engineering and research services	205,377.86
Togo	SOCIETE AGECET-BTP	Engineering and research services	119,674.82
Togo	SOCIETE GENERALE MULTI-GAMME	Engineering and research services	38,396.34
Togo	SOCIETE TRANS EURO-AFRIKA SARL	Industrial manufacturing services	49,438.68
Togo	SOGEA SATOM	Engineering and research services	421,501.61
Togo	SOLUTECH INFORMATIQUE	Industrial manufacturing services	43,542.32
Togo	STE ALPHA-DJET	Engineering and research services	215,835.14
Togo	STE IGA	Engineering and research services	178,246.29
Togo	TIMIAM-EEPC	Engineering and research services	1,280,027.47
Togo	TOGOLAIS TOUS TRAVAUX D'INGENIERIE	Engineering and research services	177,282.78
Togo	TOUS TRAVAUX DE CONSTRUCTION	Engineering and research services	195,942.94
Trinidad and Tobago	AGOSTINI BUILDING SOLUTIONS	Structures, construction components	258,267.69
Trinidad and Tobago	ALEXA KHAN	Management and admin services	30,033.18
Trinidad and Tobago	ANALOGIC SOLUTIONS	Laboratory and testing equipment	43,350.04
Trinidad and Tobago	ARNO BOERSMA	Management and admin services	72,000.00
Trinidad and Tobago	ASHA ISHTAR OSUOLALE KAMBON	Management and admin services	30,000.00
Trinidad and Tobago	B. WEARS & SONS LIMITED	Building and maintenance services	43,534.44
Trinidad and Tobago	COLLEGE OF SCIENCE, TECHNOLOGY AND APPLI	Management and admin services	31,865.86
Trinidad and Tobago	DAITECH LIMITED	Distribution equipment	147,717.35
Trinidad and Tobago	DELOITTE & TOUCHE	Financial and insurance services	92,113.90
Trinidad and Tobago	HILTON TRINIDAD AND CONFERENCE CENTRE	Travel, food and lodging	49,274.46
Trinidad and Tobago	KNS ELECTRICAL & PLUMBING SUPPLIES	Building and maintenance services	96,317.29
Trinidad and Tobago	KRISHENDATH AND SON GENERAL CONSTRUCTIO	Building and maintenance services	32,490.85
Trinidad and Tobago	LENNISE BAPTISTE	Management and admin services	37,234.04
Trinidad and Tobago	MASSY MOTORS	Motor vehicles and parts	47,698.50
Trinidad and Tobago	NAME WITHHELD FOR SECURITY REASONS	Management and admin services	252,082.00
Trinidad and Tobago	RAJIV AMAR JALIM	Education and training services	30,000.00
Trinidad and Tobago	RELLCO SERVICES LIMITED	Building and maintenance services	68,195.67
Trinidad and Tobago	SPECIALIST SHOOTERS TRAINING CENTER LTD	IT and communications equipment	31,920.00
Trinidad and Tobago	SUCCESSORS MAY LTD	Building and maintenance services	30,619.03
Trinidad and Tobago	SUCCESSORS MAY LTD	Structures, construction components	104,581.17
Trinidad and Tobago	UNIVERSITY OF THE WEST INDIES	Management and admin services	49,509.53
Tunisia	ADVANCIA / TECHNICAL TRAINING	Management and admin services	43,087.96

Location of supplier	Supplier name	Category description	Value (USD)
UNDP continued			
Tunisia	ALCOR	Environmental services	536,208.48
Tunisia	ALICE EVENTS	Travel, food and lodging	35,950.14
Tunisia	ANOUAR BEN KHELIFA	Management and admin services	109,181.80
Tunisia	APEX CONSEIL	Environmental services	33,551.38
Tunisia	ARAB SOFT	Engineering and research services	65,203.88
Tunisia	ASK EVENT	Travel, food and lodging	37,592.50
Tunisia	ATLANTIS VOYAGES	Transportation, storage, mail services	67,629.47
Tunisia	COMPUTER GRAPHIC STUDIO	Editorial, design, graphic services	34,518.51
Tunisia	ELKA CONSULTING	Politics and civic affairs services	33,177.82
Tunisia	ENT DE BATIM ELECT MZOUGHI MOHAMED	Structures, construction components	122,842.78
Tunisia	ENTREPRISE DHIA DE BÂTIMENT	Structures, construction components	103,641.98
Tunisia	FATHI NEIFAR	Management and admin services	111,778.12
Tunisia	GEOGREEN JOUINI ADNENE	Industrial manufacturing services	34,915.23
Tunisia	GEOGREEN JOUINI ADNENE	Mining and well drilling equipment	577,537.33
Tunisia	HOTEL CARTHAGE THALASSO (M.H.I)	Travel, food and lodging	35,424.86
Tunisia	IMMOBILIERE KHAIRI	Management and admin services	111,885.94
Tunisia	INFRAPLUS TUNISIE	IT and communications equipment	43,547.30
Tunisia	INFRAPLUS TUNISIE	Security and safety equipment	42,101.47
Tunisia	IP-TECH	Financial and insurance services	-
Tunisia	IP-TECH	Management and admin services	58,438.68
Tunisia	ISTIS	Organizations and clubs	18,199.82
Tunisia	ISTIS	Politics and civic affairs services	18,199.82
Tunisia	NAME WITHHELD FOR SECURITY REASONS	Management and admin services	337,191.20
Tunisia	NOUAR BEN MANSOUR JARDI	Structures, construction components	82,960.80
Tunisia	PICTOR SOLUTIONS	Environmental services	236,608.75
Tunisia	REGENCY TUNIS HOTEL	Travel, food and lodging	103,664.97
Tunisia	S' TOURS VOYAGES TUNISIE	Transportation, storage, mail services	63,266.28
Tunisia	SALABAT AL HIJARA COMPANY	Building and maintenance services	535,621.00
Tunisia	SERVICED SA	Public sector related services	41,567.17
Tunisia	SOCIETE BIENVU-HOTEL THE RUSSELIOR	Travel, food and lodging	41,844.73
Tunisia	SOCIETE DE L'AUTOMOBILE DU MATERIEL	Motor vehicles and parts	30,000.00
Tunisia	SOCIÉTÉ ENERGIE DEL SOLE	Power generation machinery	48,658.62
Tunisia	SOCIETE MAC BUREAU	Furniture	36,586.67
Tunisia	STÉ HÔTELIÈRE DROUCHE- SOUSSE PALACE	Travel, food and lodging	35,219.40
Tunisia	STE NEHDI COMMERCE ET TRAVAUX	Structures, construction components	103,786.58
Tunisia	STTG HOTEL KARTHAGO LE PALACE	Travel, food and lodging	30,272.38
Tunisia	THCOM SA	Public sector related services	121,188.77
Tunisia	TUNISIE ELECTRONIQUE	IT and communications equipment	66,573.89
Turkey	AF MERCADOS EMI ENERJI MUHENDISLIGI	Engineering and research services	71,820.00
Turkey	ALIOGLU ELEKTRONIK TUR.INS.GIDA SAN.TIC.	Engineering and research services	39,976.28
Turkey	ARIKAN INSAAT TAAHHUT TICARET VE SANAYI	Structures, construction components	695,042.34
Turkey	ARK BILGISAYAR INSAAT TURIZM DANISMANLIK	Industrial manufacturing machinery	182,904.10
Turkey	ARK BILGISAYAR INSAAT TURIZM DANISMANLIK	IT and communications equipment	36,180.87
Turkey	ATA KARDESLER INS.MUT.TUR.GID.TEKS.TIC.	Management and admin services	922,500.00
Turkey	AURA ARGE BILISIM TEKNOLOJILERI SANAYI	Management and admin services	48,443.00
Turkey	AYDIN-MAT TASARIM PROJE INS. TAAH.NAK.	Building and maintenance services	38,278.59
Turkey	AYKEM GIDA PAZ.TUR.TIC.LTD.STI.	Furniture	48,411.16
Turkey	BAIS IS MAKINALARI MUHENDISLIK	Motor vehicles and parts	143,544.71
Turkey	BAYTEKIN TEKNIK CIHAZLAR TIC.LTD.STI.	Medical equipment	43,205.00
Turkey	BERTA GRUP A.S.	Building and maintenance services	149,086.49
Turkey	BESTEK INSAAT ELEKTRONIK TEKS.GID.KIM.	Security and safety equipment	56,738.00
Turkey	BILMET INSAAT MAK.URET.IC VE DIS TIC.LTD	Structures, construction components	59,602.72
Turkey	BM KURUMSAL SOSYAL SORUMLULUK ILETISIM	Education and training services	53,533.74
Turkey	BMS YAPI MALZEMELERI DIS TICARET ANONIM	Farming, fishing equipment	255,608.63
Turkey	BMS YAPI MALZEMELERI DIS TICARET ANONIM	Farming, fishing, forestry services	149,105.03
Turkey	BUTGEM DEMIRTAS ORGANIZE SANAYI BOLGESI	Education and training services	45,039.26
Turkey	C/S ENFORMASYON TEKNOLOJILERI LTD STI	Public sector related services	595,300.00
Turkey	CEMIL SUKRU MELEK	Management and admin services	38,246.67
Turkey	CORE IDEAS MIMARLIK INSAAT MOBILYA TAAHH	Furniture	136,288.09
Turkey	DESA DEKORASYON SAN.VE TIC. LTD.STI.	Domestic appliances and electronics	11,145.82
Turkey	DESA DEKORASYON SAN.VE TIC. LTD.STI.	Furniture	30,131.72
Turkey	DOLSAR MUHENDISLIK A.S.	Structures, construction components	104,514.96
Turkey	ERHAN MAKINA SISTEMLERI LTD.STI.	Motor vehicles and parts	247,500.00
Turkey	ERMIR INSAAT SANAYI VE TICARET.A.S	Building and maintenance services	635,615.85
Turkey	ERMIR INSAAT SANAYI VE TICARET.A.S	Engineering and research services	72,552.01
Turkey	GAP YENILENEBILIR ENERJI VE ENERJI VERIM	Education and training services	47,600.00
Turkey	GURKAN INSAAT TAAH.GIDATEMIZ.GUVENLIK	Structures, construction components	94,343.41
Turkey	HAMZA SHAREEF HASAN ALJUBOURI	Management and admin services	113,541.00
Turkey	HAS YONCA TARIM LTD. STI.	Live plant and animal material	71,754.56
Turkey	KAPLANLI AYAKKABI INS. TEKS. ITHALAT	Medical equipment	133,879.12
Turkey	KARBA OTOMOTIV MAK. SAN. TIC. MIM. MUH.	Motor vehicles and parts	295,240.00
Turkey	MARRIOTT HOTEL SISLI	Travel, food and lodging	38,201.38
Turkey	MCKINSEY DANISMANLIK HIZMETLERI LTD STI	Healthcare services	2,764,250.00
Turkey	MCKINSEY DANISMANLIK HIZMETLERI LTD STI	Management and admin services	702,000.00
Turkey	MEGA BASIM YAYIN SAN. VE TIC A.S.	Editorial, design, graphic services	43,000.00
Turkey	MEHMET BAYRAKTAR - ADEM GUNDOGDU	Furniture	47,327.65
Turkey	MEHMET TAHIR AKSOY	Management and admin services	38,246.67
Turkey	MOZAIK YAZILIM VE BILISIM SISTEMLERI SAN	Engineering and research services	61,740.00
Turkey	MSA OZDEMIR ELEKTRIK MUHENDISLIK INSAAT	Building and maintenance services	22,188.09
Turkey	MSA OZDEMIR ELEKTRIK MUHENDISLIK INSAAT	Distribution equipment	36,814.29
Turkey	MSA OZDEMIR ELEKTRIK MUHENDISLIK INSAAT	Electronic components	43,954.01
Turkey	MSA OZDEMIR ELEKTRIK MUHENDISLIK INSAAT	Public sector related services	21,671.45
Turkey	NAME WITHHELD FOR SECURITY REASONS	Management and admin services	490,049.29
Turkey	NAME WITHHELD FOR SECURITY REASONS	Transportation, storage, mail services	26,133.00

Location of supplier	Supplier name	Category description	Value (USD)
UNDP continued			
Turkey	ODTU DONER SERMAYE SAYMANLIGI	Politics and civic affairs services	120,730.67
Turkey	OGUZ RAHMAN ERDEN (INNOVA)	Building and construction machinery	27,379.89
Turkey	OGUZ RAHMAN ERDEN (INNOVA)	Industrial manufacturing machinery	7,755.07
Turkey	OGUZ RAHMAN ERDEN (INNOVA)	Tools and general machinery	65,359.30
Turkey	ONKOL EV GEREC OTOMOTIV INS. SAN. VE TIC	Motor vehicles and parts	48,266.07
Turkey	PAYSA PREFABRIK INSAAT TURIZM VE ENDUSTR	Structures, construction components	560,744.71
Turkey	RC STIL TEKS.PERDE INS.TAAH.TIC.LTD.STI	Domestic appliances and electronics	48,424.51
Turkey	RC STIL TEKS.PERDE INS.TAAH.TIC.LTD.STI	Furniture	1,163.00
Turkey	REFORM HIZMET YONETIMI PEYZAJ INSAAT TIC	Building and maintenance services	82,187.94
Turkey	REFORM HIZMET YONETIMI PEYZAJ INSAAT TIC	Management and admin services	11,360.45
Turkey	SANLI INSAAT TICARET LIMITED SIRKETI	Building and maintenance services	187,825.90
Turkey	SANLI INSAAT TICARET LIMITED SIRKETI	Structures, construction components	219,644.74
Turkey	SERENAS ULUSLARARASI TURIZM KONGRE	Education and training services	411,733.91
Turkey	SERENAS ULUSLARARASI TURIZM KONGRE	Travel, food and lodging	863,102.91
Turkey	SERENAS ULUSLARARASI TURIZM KONGRE ORG.	Education and training services	52,454.06
Turkey	SISLI KARAGOZYA ERMENI YETIMHANESI VAKFI	Management and admin services	1,261,879.41
Turkey	SISLI KARAGOZYA ERMENI YETIMHANESI VAKFI	Public sector related services	43,197.75
Turkey	SKY WALL HAFIF CELIK INSAAT SANAYI VE TI	Structures, construction components	35,340.80
Turkey	SKY WALL HAFIF CELIK INSAAT SANAYI VE TI	Transportation, storage, mail services	506.20
Turkey	TASOZ MUH. ELEKTRIK YAPI INSAAT	Structures, construction components	135,761.60
Turkey	TUNAM TEKSTIL INS.MAK.KIM.TUR.SAN.VE	Security and safety equipment	49,500.00
Turkey	ULUSOY ELEKTRIK IMALAT TAAHHUT VE TIC.	Engineering and research services	1,840,000.00
Turkey	UNTES ISITMA KLIMA SOGUTMA	Building and maintenance services	40,000.00
Turkey	VERIFY VERI ILETISIMI VE ENFORMASYON	IT and communications equipment	146,450.00
Turkey	XSIGHTS ARASTIRMA VE DANISMANLIK A.S.	Politics and civic affairs services	37,997.13
Turkmenistan	ASUDA DIYAR HOJALYK JEMGYYETI	Public sector related services	44,777.14
Turkmenistan	BEREKETLI DUZCY	Mining and well drilling equipment	39,771.43
Turkmenistan	BYASHIM BYASHIMOV	Management and admin services	31,000.00
Turkmenistan	GUNESHLI MEYDAN HUSUSY KARHANA	Farming, fishing, forestry services	77,014.70
Turkmenistan	INZENER COZGUTLERI	Public sector related services	65,821.72
Turkmenistan	KEMER HUSUSY KARHANASY	Cleaning equipment	104,377.15
Turkmenistan	NAME WITHHELD FOR SECURITY REASONS	Management and admin services	36,428.58
Turkmenistan	TEBIGY KUWWAT	Management and admin services	62,421.83
Turkmenistan	YAGSY ALAMAT HUSUSY KARHANASY	Environmental services	67,392.68
Turkmenistan	YAGSY ALAMAT HUSUSY KARHANASY	Farming, fishing equipment	124,855.87
Turkmenistan	YAGSY ALAMAT HUSUSY KARHANASY	Motor vehicles and parts	37,470.00
Uganda	AFRICAN CAPACITY DEVELOPMENT	Education and training services	39,810.00
Uganda	AGENCY FOR TECHNICAL COOPERATION AND DEV	Politics and civic affairs services	370,338.80
Uganda	BRIAN MUBIRU KALENGE	Management and admin services	34,280.00
Uganda	CITY ROYAL RESORT HOTEL LTD	Education and training services	56,700.00
Uganda	ERNEST BAHIGEINE MUTANGA	Management and admin services	85,109.46
Uganda	I WAY AFRICA UGANDA LIMITED	Engineering and research services	44,346.42
Uganda	IMPERIAL BOTANICAL BEACH HOTEL	Travel, food and lodging	32,379.00
Uganda	IMPERIAL GOLFVIEW HOTEL	Education and training services	91,109.04
Uganda	IMPERIAL GOLFVIEW HOTEL	Travel, food and lodging	39,108.14
Uganda	LYDIA LUBWAMA	Management and admin services	30,000.00
Uganda	NAME WITHHELD FOR SECURITY REASONS	Financial and insurance services	-
Uganda	NAME WITHHELD FOR SECURITY REASONS	Management and admin services	730,773.00
Uganda	NAME WITHHELD FOR SECURITY REASONS	Transportation, storage, mail services	2,500.00
Uganda	NAME WITHHELD FOR SECURITY REASONS	Travel, food and lodging	8,325.00
Uganda	NEKA INVESTMENTS LTD	Building and maintenance services	60,000.00
Uganda	NEKA INVESTMENTS LTD	Management and admin services	60,000.00
Uganda	NEW DAISSY LIMITED	Structures, construction components	54,563.70
Uganda	NEWVISION PRINTING & PUBLISHING CO. LTD	Editorial, design, graphic services	106,676.70
Uganda	PRAYOSHA ENTERPRISES LTD	Furniture	34,454.67
Uganda	PROTEA HOTEL ENTEBBE	Education and training services	55,098.58
Uganda	SAVE THE CHILDREN INTERNATIONAL	Politics and civic affairs services	636,918.56
Uganda	THEATRE FACTORY LIMITED	Editorial, design, graphic services	59,200.00
Uganda	TMK & COMPANY LTD	Financial and insurance services	376,093.47
Uganda	UPDEAL UGANDA LTD	Structures, construction components	127,133.90
Uganda	VEDCO LOCAL CONTRIBUTION	Management and admin services	87,585.15
Ukraine	"BIOMEDINVEST" TOV	Pharmaceuticals, contraceptives, vaccines	1,150,317.36
Ukraine	"DIAVITA" TOV	Pharmaceuticals, contraceptives, vaccines	635,835.63
Ukraine	"IZOTOP"UKR. DERZHAVNE VYROBNYCHE PIDPR.	Pharmaceuticals, contraceptives, vaccines	80,666.64
Ukraine	"TEILOR NELSON SOFREZ UKRAINA" TOV	Politics and civic affairs services	67,523.31
Ukraine	"TEVA UKRAINA" TOV	Pharmaceuticals, contraceptives, vaccines	810,870.41
Ukraine	"UKROPTPOSTACH"KOMPANIIA, TOV	Pharmaceuticals, contraceptives, vaccines	2,140,090.18
Ukraine	"VEBPROMO" TOV	Education and training services	38,800.00
Ukraine	"YULKO TVP", PP	Pharmaceuticals, contraceptives, vaccines	133,078.20
Ukraine	AK ART-BUD, TOV	Politics and civic affairs services	930,414.40
Ukraine	AVER-TECH, TOV	Building and maintenance services	43,000.00
Ukraine	BADM,TOV	Pharmaceuticals, contraceptives, vaccines	2,995,709.41
Ukraine	BAYER LTD	Pharmaceuticals, contraceptives, vaccines	119,358.00
Ukraine	BLAGODIINYI FOND TVORCHYI CENTR TCK	Management and admin services	396,662.00
Ukraine	BLAGODIINYI FOND TVORCHYI CENTR TCK	Politics and civic affairs services	56,402.00
Ukraine	BUDREMKOMPLEKT, PP	Politics and civic affairs services	354,008.00
Ukraine	DP "UKRMEDPOSTACH" MOZ UKRAINY	Transportation, storage, mail services	369,312.46
Ukraine	DP "UKRVAKTSYNA" MOZ UKRAIINY"	Transportation, storage, mail services	385,609.63
Ukraine	EKSHN GLOBAL KOMIUNIKEISHNZ LTD	Politics and civic affairs services	92,050.00
Ukraine	FARMADIS, LLC	Pharmaceuticals, contraceptives, vaccines	1,280,801.25
Ukraine	FARMATSEVTYCHNA KOMPANIIA"ZDOROVIA" TOV	Pharmaceuticals, contraceptives, vaccines	96,462.74
Ukraine	FARMATSEVTYCHNYI ZAVOD"BIOFARMA"TOV	Pharmaceuticals, contraceptives, vaccines	2,049,535.09
Ukraine	GO "VOLYNSKIY RESURSNYI TSENTR"	Management and admin services	99,700.00
Ukraine	GRANBUDSERVIS TOV	Politics and civic affairs services	76,671.60

Location of supplier	Supplier name	Category description	Value (USD)
UNDP continued			
Ukraine	JV "OPTIMA-PHARM, LTD"	Pharmaceuticals, contraceptives, vaccines	2,164,504.03
Ukraine	LLC "LUDMILA-PHARM"	Pharmaceuticals, contraceptives, vaccines	927,617.28
Ukraine	LUMIER PHARMA, LLC	Pharmaceuticals, contraceptives, vaccines	2,945,709.20
Ukraine	MAKARENKO IEVGEN VIKTOROVYCH	Management and admin services	84,000.00
Ukraine	MED-TREID, TOV	Pharmaceuticals, contraceptives, vaccines	104,768.52
Ukraine	MIAGKOVA NATALIIA VIKTORIVNA	Management and admin services	61,723.70
Ukraine	MMKG, TOV	Education and training services	973,463.46
Ukraine	NAME WITHHELD FOR SECURITY REASONS	Engineering and research services	36,371.00
Ukraine	NAME WITHHELD FOR SECURITY REASONS	Management and admin services	381,320.00
Ukraine	NAME WITHHELD FOR SECURITY REASONS	Transportation, storage, mail services	4,800.00
Ukraine	NAME WITHHELD FOR SECURITY REASONS	Travel, food and lodging	5,148.00
Ukraine	PAT "FARMAK"	Pharmaceuticals, contraceptives, vaccines	37,188.83
Ukraine	PAT "KYI AVIA"	Education and training services	589,309.59
Ukraine	PAT "KYI AVIA"	Travel, food and lodging	72,246.57
Ukraine	PAT NERUKHOMIST STOLYTSI	Management and admin services	185,047.20
Ukraine	PAT"BORSHCHAGIVSKYI KHIMIKO-FARM. ZAVOD"	Pharmaceuticals, contraceptives, vaccines	133,820.84
Ukraine	PE "REMVODPLAST PLUS"	Politics and civic affairs services	75,127.42
Ukraine	PJSC "MEDPHARCOM-CENTER"	Pharmaceuticals, contraceptives, vaccines	57,112.64
Ukraine	PO"INTERNATIONAL CENTRE FOR POLICY STUD"	Politics and civic affairs services	124,240.00
Ukraine	PODILSKA AHENTSIIA REHIONALNOHO ROZVYTKU	Education and training services	73,460.00
Ukraine	PODILSKA AHENTSIIA REHIONALNOHO ROZVYTKU	Politics and civic affairs services	47,587.00
Ukraine	PP "BUDIVELNA FIRMA "KROT"	Politics and civic affairs services	104,270.73
Ukraine	PP "DEMPYKS"	Politics and civic affairs services	136,206.11
Ukraine	PP "ROMALEKS"	Politics and civic affairs services	295,301.03
Ukraine	PRAT "TEKHNOLOG"	Pharmaceuticals, contraceptives, vaccines	1,464,199.69
Ukraine	PRICEWATERHOUSECOOPERS TOV	Politics and civic affairs services	184,113.00
Ukraine	REITYNHOVE AHENTSTVO "IBI-REITYNH", LLC	Politics and civic affairs services	37,170.00
Ukraine	ROCHE UKRAINE, LLC	Pharmaceuticals, contraceptives, vaccines	4,923,986.21
Ukraine	SANOFI-AVENTIS UKRAINA,TOV	Pharmaceuticals, contraceptives, vaccines	477,386.80
Ukraine	SCHREDER TOV	Environmental services	101,010.00
Ukraine	SONA-FARM, TOV	Pharmaceuticals, contraceptives, vaccines	153,993.07
Ukraine	STRUTYNSKYI VADYM LEONIDOVYCH,FOP	Politics and civic affairs services	76,184.62
Ukraine	THE STATE EXPORT-IMPORT BANK OF UKRAINE	Financial and insurance services	37,771.43
Ukraine	TOV " SMU METALURGKOKSOKHIMSTROY"	Politics and civic affairs services	265,764.26
Ukraine	TOV "ALT UKRAINA LTD"	Pharmaceuticals, contraceptives, vaccines	189,413.04
Ukraine	TOV "ARENA KONFERENTSIYI TA SEMINARY"	Education and training services	217,163.03
Ukraine	TOV "ARENA KONFERENTSIYI TA SEMINARY"	Travel, food and lodging	105,802.20
Ukraine	TOV "GEMOFARM"	Pharmaceuticals, contraceptives, vaccines	39,829.68
Ukraine	TOV "GRAND INZHYNIRING"	Politics and civic affairs services	470,034.60
Ukraine	TOV "KHUSTSKA PERESUV.MEKH.KOLONA(PMK)"	Politics and civic affairs services	98,578.60
Ukraine	TOV "KUA "MTIR ASSET MANAGEMENT"	Building and maintenance services	6,528.68
Ukraine	TOV "KUA "MTIR ASSET MANAGEMENT"	Management and admin services	24,226.76
Ukraine	TOV "LEDUM"	Pharmaceuticals, contraceptives, vaccines	45,797.07
Ukraine	TOV "LINK-MEDYTAL"	Pharmaceuticals, contraceptives, vaccines	2,399,455.39
Ukraine	TOV "MARKETYNG END LEGAL SOLIUSHNZ"	Politics and civic affairs services	30,736.00
Ukraine	TOV "SYMURG I KO"	Management and admin services	207,000.00
Ukraine	TOV "TREST DONBASVODBUD"	Politics and civic affairs services	51,770.31
Ukraine	TOV "UKR-DON-OKSITEX"	Management and admin services	108,000.00
Ukraine	TOV "YURIA-FARM"	Pharmaceuticals, contraceptives, vaccines	349,865.07
Ukraine	TOV UKRAINSKIY TSENTR OBSLUGOVUV. KONFER	Travel, food and lodging	80,264.08
Ukraine	TOV"ENERGOSERVISNA KOMP.ADAMSON"	Politics and civic affairs services	120,265.90
Ukraine	TRUBIZHVODEKSPLUATATSIIA, TOV	Engineering and research services	31,636.47
United Arab Emirates	AHMAD ALMOHAMMAD	Management and admin services	51,940.00
United Arab Emirates	AL-FUTTAIM MOTORS	Motor vehicles and parts	46,257.73
United Arab Emirates	AL GHURAIR PRINTING & PUBLISHING HOUSE	Editorial, design, graphic services	71,696.00
United Arab Emirates	AL GHURAIR PRINTING AND PUBLISHING LLC	Material handling machinery	173,432.90
United Arab Emirates	AL GHURAIR PRINTING AND PUBLISHING LLC	Transportation, storage, mail services	3,150.32
United Arab Emirates	AL MUHALLAB GENERAL TARDING L.L.C	Building and maintenance services	143,053.91
United Arab Emirates	AL MUHALLAB GENERAL TARDING L.L.C	Cleaning equipment	84,973.00
United Arab Emirates	AL MUHALLAB GENERAL TARDING L.L.C	Distribution equipment	54,120.00
United Arab Emirates	AL MUHALLAB GENERAL TARDING L.L.C	Environmental services	64,728.00
United Arab Emirates	AL MUHALLAB GENERAL TARDING L.L.C	Live plant and animal material	58,744.05
United Arab Emirates	AL MUHALLAB GENERAL TARDING L.L.C	Structures, construction components	122,500.00
United Arab Emirates	AL MUHALLAB GENERAL TARDING L.L.C	Tools and general machinery	7,180.50
United Arab Emirates	ALGHURAIR PRINTING AND PUBLISHING LLC	Editorial, design, graphic services	45,580.00
United Arab Emirates	ALLOUCH DISTRIBUTION FZC	Domestic appliances and electronics	3,485.00
United Arab Emirates	ALLOUCH DISTRIBUTION FZC	IT and communications equipment	128,186.00
United Arab Emirates	ALLOUCH DISTRIBUTION FZC	Office equipment	15,945.00
United Arab Emirates	ALMAHIL AUTO SPARE PARTS TRADING	Furniture	38,062.00
United Arab Emirates	ALMOTHANNA FZ- LLC	Farming, fishing equipment	196,030.00
United Arab Emirates	ALMOTHANNA FZ- LLC	Live plant and animal material	278,315.00
United Arab Emirates	ALMOTHANNA FZ- LLC	Transportation, storage, mail services	17,045.00
United Arab Emirates	ARD AL GHADEER TRADING LLC	Domestic appliances and electronics	2,460.00
United Arab Emirates	ARD AL GHADEER TRADING LLC	IT and communications equipment	69,500.00
United Arab Emirates	ARD AL GHADEER TRADING LLC	Office equipment	11,260.00
United Arab Emirates	ARK GROUP DMCC	Education and training services	312,949.12
United Arab Emirates	ASPEN HEALTH CARE FZ LLV	Pharmaceuticals, contraceptives, vaccines	323,336.55
United Arab Emirates	ASPEN HEALTHCARE L.L.C.	Medical equipment	226,000.00
United Arab Emirates	AUTOMOTIVE MANAGEMENT SERVICES FZE	Motor vehicles and parts	7,350.00
United Arab Emirates	AUTOMOTIVE MANAGEMENT SERVICES FZE	Transportation, storage, mail services	70,577.00
United Arab Emirates	CENCOM INTERNATIONAL LIMITED	Farming, fishing equipment	51,686.51
United Arab Emirates	CESI MIDDLE EAST FZE	Environmental services	165,000.00
United Arab Emirates	CTG GLOBAL MANAGED SERVICES DMCC	Engineering and research services	41,305.92
United Arab Emirates	CTG GLOBAL MANAGED SERVICES DMCC	Management and admin services	3,068,835.66

Location of supplier	Supplier name	Category description	Value (USD)
UNDP continued			
United Arab Emirates	CTG GLOBAL MANAGED SERVICES DMCC	Transportation, storage, mail services	5,000.00
United Arab Emirates	CTG GLOBAL MANAGED SERVICES DMCC	Travel, food and lodging	12,000.00
United Arab Emirates	DEW GENERAL TRADING FZE	Cleaning equipment	465,709.99
United Arab Emirates	DEW GENERAL TRADING FZE	Engineering and research services	640,351.23
United Arab Emirates	DEW GENERAL TRADING FZE	Farming, fishing equipment	151,239.69
United Arab Emirates	DUBAI QUALITY GROUP	Travel, food and lodging	37,571.47
United Arab Emirates	ELAF HARDWARE TRADING	Electrical systems components	27,999.59
United Arab Emirates	ELAF HARDWARE TRADING	IT and communications equipment	133,398.19
United Arab Emirates	ELAF HARDWARE TRADING	Office equipment	3,799.95
United Arab Emirates	ELAF HARDWARE TRADING	Printing, photo and AV equipment	3,699.95
United Arab Emirates	ERNST AND YOUNG MIDDLE EAST	Engineering and research services	36,656.00
United Arab Emirates	GGM TRADING DMCC	Editorial, design, graphic services	360,541.04
United Arab Emirates	GOLDEN RELIEF RESOURCES LLC	Furniture	68,460.00
United Arab Emirates	GOLDEN RELIEF RESOURCES LTD.	Power generation machinery	139,786.00
United Arab Emirates	GRAND GROUP FZE	Motor vehicles and parts	38,000.00
United Arab Emirates	GRAND GROUP FZE	Security and safety equipment	51,800.24
United Arab Emirates	HASSAN STORES GENERAL TRADING	Electrical systems components	31,175.00
United Arab Emirates	HASSAN STORES GENERAL TRADING	IT and communications equipment	388,569.00
United Arab Emirates	HASSAN STORES GENERAL TRADING	Power generation machinery	61,500.00
United Arab Emirates	HASSAN STORES GENERAL TRADING	Printing, photo and AV equipment	7,236.00
United Arab Emirates	HIBA INTERNATIONAL FZE	Pharmaceuticals, contraceptives, vaccines	238,726.74
United Arab Emirates	ILX CONSULTING DMCC	Education and training services	32,280.00
United Arab Emirates	INTERNATIONAL ADVISORY SERVICES FZE	Travel, food and lodging	765,512.00
United Arab Emirates	INTERNATIONAL ARMORED GROUP FZE	Motor vehicles and parts	382,400.00
United Arab Emirates	INTERTECH FZC	Motor vehicles and parts	37,488.00
United Arab Emirates	JAMIL MAH'D HAMDAN MADI	Management and admin services	20,000.54
United Arab Emirates	JAMIL MAH'D HAMDAN MADI	Transportation, storage, mail services	14,229.90
United Arab Emirates	LABTEC LLC	Furniture	41,313.90
United Arab Emirates	LABTEC LLC	Transportation, storage, mail services	1,637.00
United Arab Emirates	LAPIS MIDDLE EAST AND AFRICA FZ LLC	Editorial, design, graphic services	140,000.00
United Arab Emirates	LHASSA CONSULTING FZE	Education and training services	98,338.00
United Arab Emirates	LHASSA CONSULTING FZE	Engineering and research services	213,662.00
United Arab Emirates	LHASSA CONSULTING FZE	Politics and civic affairs services	89,900.00
United Arab Emirates	MACI ELECTRONICS LLC	Electrical systems components	2,200.00
United Arab Emirates	MACI ELECTRONICS LLC	IT and communications equipment	21,014.00
United Arab Emirates	MACI ELECTRONICS LLC	Office equipment	4,999.00
United Arab Emirates	MACI ELECTRONICS LLC	Printing, photo and AV equipment	5,050.00
United Arab Emirates	MACI ELECTRONICS LLC	Tools and general machinery	1,230.00
United Arab Emirates	METITO (OVERSEAS) LTD	Engineering and research services	3,742,388.43
United Arab Emirates	MIDAS INFRATEK INTERNATIONAL TRADING LLC	Motor vehicles and parts	50,000.00
United Arab Emirates	MOGAS INTERNATIONAL LIMITED	Fuels and lubricants etc.	48,000.00
United Arab Emirates	NAFFCO FZCO	Medical equipment	144,000.00
United Arab Emirates	NAFFCO FZCO	Motor vehicles and parts	199,000.00
United Arab Emirates	NAFFCO FZCO	Transportation, storage, mail services	15,000.00
United Arab Emirates	NAME WITHHELD FOR SECURITY REASONS	Management and admin services	72,868.00
United Arab Emirates	NAME WITHHELD FOR SECURITY REASONS	Transportation, storage, mail services	6,360.00
United Arab Emirates	OKI GENERAL TRADING LLC	Apparel, luggage and personal care	26,960.80
United Arab Emirates	OKI GENERAL TRADING LLC	Financial and insurance services	1,800.00
United Arab Emirates	OKI GENERAL TRADING LLC	Mining and well drilling equipment	226,145.25
United Arab Emirates	OKI GENERAL TRADING LLC	Transportation, storage, mail services	11,650.00
United Arab Emirates	OXFORD BUSINESS GROUP FZ LLC	Editorial, design, graphic services	38,250.00
United Arab Emirates	PANAFRIEL HOLDINGS LIMITED	Management and admin services	438,800.00
United Arab Emirates	PERITI VANADUIM HEAVY EQUIPMENT& SPARE	IT and communications equipment	383,868.09
United Arab Emirates	PERITI VANADUIM HEAVY EQUIPMENT& SPARE	Laboratory and testing equipment	46,410.00
United Arab Emirates	PERITI VANADUIM HEAVY EQUIPMENT& SPARE	Motor vehicles and parts	162,500.00
United Arab Emirates	PERITI VANADUIM HEAVY EQUIPMENT& SPARE	Office equipment	31,625.16
United Arab Emirates	PERITI VANADUIM HEAVY EQUIPMENT& SPARE	Printing, photo and AV equipment	134,466.00
United Arab Emirates	SADIG IBRAHIM ELAMIN	Management and admin services	45,000.00
United Arab Emirates	SADIG IBRAHIM ELAMIN	Transportation, storage, mail services	800.00
United Arab Emirates	SORAYA XOCHITL MOLINA DIAZ	Management and admin services	35,000.00
United Arab Emirates	STEPHENSON HARWOOD MIDDLE EAST LLP	Management and admin services	144,000.00
United Arab Emirates	TAGHREED ZUHAIR AL ZUBAIDI	Management and admin services	36,249.00
United Arab Emirates	UN WFP- DUBAI	Financial and insurance services	6,641.31
United Arab Emirates	UN WFP- DUBAI	Furniture	94,875.50
United Arab Emirates	UN WFP- DUBAI	Motor vehicles and parts	39,448.50
United Arab Emirates	UN WFP- DUBAI	Transportation, storage, mail services	29,180.14
United Arab Emirates	UN WFP DUBAI	Motor vehicles and parts	125,455.88
United Arab Emirates	UN WORLD FOOD PROGRAM - DUBAI	Motor vehicles and parts	43,072.12
United Arab Emirates	UN WORLD FOOD PROGRAMME DUBAI	Financial and insurance services	40,077.88
United Arab Emirates	UN WORLD FOOD PROGRAMME DUBAI	IT and communications equipment	4,391.14
United Arab Emirates	UN WORLD FOOD PROGRAMME DUBAI	Management and admin services	76,113.54
United Arab Emirates	UN WORLD FOOD PROGRAMME DUBAI	Motor vehicles and parts	568,150.00
United Arab Emirates	UNITED NATIONS WFP	Power generation machinery	72,852.48
United Arab Emirates	UNITED NATIONS WFP	Transportation, storage, mail services	10,099.68
United Arab Emirates	UNITED NATIONS WORL FOOD PROGRAMME	Motor vehicles and parts	197,548.20
United Arab Emirates	UNITED NATIONS WORLD FOOD PROGRAMME	Building and construction machinery	688,078.40
United Arab Emirates	UNITED NATIONS WORLD FOOD PROGRAMME	Cleaning equipment	1,253,948.38
United Arab Emirates	UNITED NATIONS WORLD FOOD PROGRAMME	Distribution equipment	1,587,442.17
United Arab Emirates	UNITED NATIONS WORLD FOOD PROGRAMME	Engineering and research services	43,948.69
United Arab Emirates	UNITED NATIONS WORLD FOOD PROGRAMME	Industrial manufacturing services	1,021,658.56
United Arab Emirates	UNITED NATIONS WORLD FOOD PROGRAMME	Management and admin services	113,083.84
United Arab Emirates	UNITED NATIONS WORLD FOOD PROGRAMME	Material handling machinery	48,960.00
United Arab Emirates	UNITED NATIONS WORLD FOOD PROGRAMME	Motor vehicles and parts	7,162,464.16
United Arab Emirates	UNITED NATIONS WORLD FOOD PROGRAMME	Politics and civic affairs services	207,635.46

Location of supplier	Supplier name	Category description	Value (USD)
UNDP continued			
United Arab Emirates	UNITED NATIONS WORLD FOOD PROGRAMME	Power generation machinery	317,925.56
United Arab Emirates	UNITED NATIONS WORLD FOOD PROGRAMME	Transportation, storage, mail services	1,414,934.13
United Arab Emirates	UNWFP DUBAI	Public sector related services	57,487.55
United Arab Emirates	VENTURE INTERNATIONAL FZC	Education and training services	795,168.50
United Arab Emirates	VENTURE INTERNATIONAL FZC	Engineering and research services	110,000.00
United Arab Emirates	WAFAA SAAD	Management and admin services	71,040.00
United Arab Emirates	WFP UNHRD	Financial and insurance services	530.00
United Arab Emirates	WFP UNHRD	Management and admin services	11,404.62
United Arab Emirates	WFP UNHRD	Material handling machinery	630.00
United Arab Emirates	WFP UNHRD	Motor vehicles and parts	180,399.83
United Arab Emirates	WFP UNHRD	Transportation, storage, mail services	17,545.50
United Arab Emirates	WFP UNITED ARAB EMIRATES	Motor vehicles and parts	107,646.00
United Arab Emirates	WFP UNITED ARAB EMIRATES	Public sector related services	46,434.00
United Arab Emirates	WFP UNITED ARAB EMIRATES	Transportation, storage, mail services	5,000.00
United Arab Emirates	WFP UNITED ARAB EMIRATES	Travel, food and lodging	3,600.38
United Arab Emirates	WORLD FOOD PROGRAMME, DUBAI	Financial and insurance services	395.06
United Arab Emirates	WORLD FOOD PROGRAMME, DUBAI	Management and admin services	4,029.07
United Arab Emirates	WORLD FOOD PROGRAMME, DUBAI	Motor vehicles and parts	53,750.55
United Arab Emirates	WORLD FOOD PROGRAMME, DUBAI	Transportation, storage, mail services	3,412.50
United Arab Emirates	WORLD FOOD PROGRAMME, UN, DUBAI	Motor vehicles and parts	151,354.04
United Kingdom of Great Britain and Northern Ireland	ABDIRISAK AHMED DALMAR	Financial and insurance services	4,572.50
United Kingdom of Great Britain and Northern Ireland	ABDIRISAK AHMED DALMAR	Management and admin services	261,287.70
United Kingdom of Great Britain and Northern Ireland	ACCLIMATISE GROUP LTD	Management and admin services	36,300.00
United Kingdom of Great Britain and Northern Ireland	ADAM SMITH INTERNATIONAL LTD	Editorial, design, graphic services	12,600.00
United Kingdom of Great Britain and Northern Ireland	ADAM SMITH INTERNATIONAL LTD	Management and admin services	174,770.00
United Kingdom of Great Britain and Northern Ireland	AETHER LTD	Education and training services	66,650.00
United Kingdom of Great Britain and Northern Ireland	AETHER LTD	Environmental services	75,871.08
United Kingdom of Great Britain and Northern Ireland	AETHER LTD	Politics and civic affairs services	62,350.00
United Kingdom of Great Britain and Northern Ireland	AKTIS STRATEGY LIMITED	Engineering and research services	142,392.53
United Kingdom of Great Britain and Northern Ireland	AKTIS STRATEGY LTD	Education and training services	232,073.26
United Kingdom of Great Britain and Northern Ireland	AKTIS STRATEGY LTD	Management and admin services	497,000.00
United Kingdom of Great Britain and Northern Ireland	ALERE INTERNATIONAL LIMITED	Medical equipment	357,795.00
United Kingdom of Great Britain and Northern Ireland	ALERE INTERNATIONAL LIMITED	Transportation, storage, mail services	12,204.21
United Kingdom of Great Britain and Northern Ireland	ANTONIO ANDREONI	Management and admin services	39,450.00
United Kingdom of Great Britain and Northern Ireland	APPTECNICS LIMITED	Motor vehicles and parts	159,900.00
United Kingdom of Great Britain and Northern Ireland	APPTECNICS LIMITED	Transportation, storage, mail services	4,740.00
United Kingdom of Great Britain and Northern Ireland	ARIF AL MAHMOOD	Management and admin services	72,750.00
United Kingdom of Great Britain and Northern Ireland	ARQUEBUS SOLUTIONS LTD	Education and training services	102,000.00
United Kingdom of Great Britain and Northern Ireland	ARQUEBUS SOLUTIONS LTD	Security and safety equipment	131,338.86
United Kingdom of Great Britain and Northern Ireland	BAREFOOT THINKING COMPANY LTD	Management and admin services	27,000.00
United Kingdom of Great Britain and Northern Ireland	BAREFOOT THINKING COMPANY LTD	Transportation, storage, mail services	2,078.00
United Kingdom of Great Britain and Northern Ireland	BAREFOOT THINKING COMPANY LTD	Travel, food and lodging	3,664.00
United Kingdom of Great Britain and Northern Ireland	BDO LLP	Financial and insurance services	131,576.35
United Kingdom of Great Britain and Northern Ireland	BEHAVIOURAL INSIGHTS LTD	Politics and civic affairs services	49,801.00
United Kingdom of Great Britain and Northern Ireland	BEHAVIOURAL INSIGHTS TEAM LTD	Education and training services	38,053.70
United Kingdom of Great Britain and Northern Ireland	BIO PRODUCTS LABORATORY LIMITED	Medical equipment	3,410,929.57
United Kingdom of Great Britain and Northern Ireland	BRACKEN MICHAEL THOMAS	Management and admin services	90,000.00
United Kingdom of Great Britain and Northern Ireland	BRIDGE INSURANCE BROKERS LIMITED	Financial and insurance services	37,950.00
United Kingdom of Great Britain and Northern Ireland	BUILIDING RESEARCH ESTABLISHEMENT	Engineering and research services	103,798.04
United Kingdom of Great Britain and Northern Ireland	BUILIDING RESEARCH ESTABLISHEMENT	Politics and civic affairs services	117,263.16
United Kingdom of Great Britain and Northern Ireland	CHARITIES AID FOUNDATION	Politics and civic affairs services	35,000.00
United Kingdom of Great Britain and Northern Ireland	CHARLES O´MALLEY	Management and admin services	66,000.00
United Kingdom of Great Britain and Northern Ireland	CIPFA	Travel, food and lodging	167,506.00
United Kingdom of Great Britain and Northern Ireland	CLIMATE LAW AND POLICY LTD	Environmental services	148,255.00
United Kingdom of Great Britain and Northern Ireland	CLIMATE SCRUTINY	Management and admin services	34,900.00
United Kingdom of Great Britain and Northern Ireland	CROMWELL TOOLS LIMITED	Distribution equipment	1,140.64
United Kingdom of Great Britain and Northern Ireland	CROMWELL TOOLS LIMITED	Security and safety equipment	366.62
United Kingdom of Great Britain and Northern Ireland	CROMWELL TOOLS LIMITED	Tools and general machinery	29,346.15
United Kingdom of Great Britain and Northern Ireland	CROMWELL TOOLS LIMITED	Transportation, storage, mail services	6,640.00
United Kingdom of Great Britain and Northern Ireland	CROWN AGENTS LTD.	Management and admin services	119,311.00
United Kingdom of Great Britain and Northern Ireland	DII USD	Public sector related services	199,858.12
United Kingdom of Great Britain and Northern Ireland	EAGLE SCIENTIFIC LTD	Medical equipment	53,971.60
United Kingdom of Great Britain and Northern Ireland	EAGLE SCIENTIFIC LTD	Transportation, storage, mail services	3,999.00
United Kingdom of Great Britain and Northern Ireland	ENVISIA LEARNING LTD.	Education and training services	416,754.00
United Kingdom of Great Britain and Northern Ireland	ENVISIA LEARNING LTD.	Management and admin services	33,340.00
United Kingdom of Great Britain and Northern Ireland	EOSPHERE LIMITED	Domestic appliances and electronics	199,850.00
United Kingdom of Great Britain and Northern Ireland	ETON INTERNATIONAL LIMITED	Editorial, design, graphic services	72,709.00
United Kingdom of Great Britain and Northern Ireland	EXCEL WITH BUSINESS LIMITED T/A FILTERED	Education and training services	30,000.00
United Kingdom of Great Britain and Northern Ireland	FAITH ASSOCIATES	Education and training services	591,096.00
United Kingdom of Great Britain and Northern Ireland	FARRELL JAMIE ANDREW	Management and admin services	36,000.00
United Kingdom of Great Britain and Northern Ireland	GLOBUS VISION LTD	Editorial, design, graphic services	74,750.00
United Kingdom of Great Britain and Northern Ireland	GUARDIAN NEWS & MEDIA LTD.	Editorial, design, graphic services	31,250.00
United Kingdom of Great Britain and Northern Ireland	GWP CONSULTANTS LLP	Management and admin services	151,461.80
United Kingdom of Great Britain and Northern Ireland	GWP CONSULTANTS LLP	Travel, food and lodging	49,325.00
United Kingdom of Great Britain and Northern Ireland	HADDOCK MEDIA INTERNATIONAL LIMITED	Editorial, design, graphic services	74,980.00
United Kingdom of Great Britain and Northern Ireland	HARRIS INTERACTIVE UK LIMITED	Management and admin services	46,795.00
United Kingdom of Great Britain and Northern Ireland	IJ SUPPORT LIMITED	Management and admin services	36,200.00
United Kingdom of Great Britain and Northern Ireland	INSTITUTE OF DEVELOPMENT STUDIES	Management and admin services	89,855.47
United Kingdom of Great Britain and Northern Ireland	INTERNATIONAL INST FOR ENVIRONMENT &DEV	Environmental services	426,427.00
United Kingdom of Great Britain and Northern Ireland	INTERNATIONAL INSTITUTE FOR ENVIRONMENT	Environmental services	105,665.00
United Kingdom of Great Britain and Northern Ireland	INTETRADE LTD	Electrical systems components	8,580.00
United Kingdom of Great Britain and Northern Ireland	INTETRADE LTD	Engineering and research services	16,923.08
United Kingdom of Great Britain and Northern Ireland	INTETRADE LTD	Industrial manufacturing services	14,358.98
United Kingdom of Great Britain and Northern Ireland	INTETRADE LTD	Material handling machinery	17,750.48

Location of supplier	Supplier name	Category description	Value (USD)
UNDP continued			
United Kingdom of Great Britain and Northern Ireland	INTETRADE LTD	Medical equipment	142,262.56
United Kingdom of Great Britain and Northern Ireland	INTETRADE LTD	Sports and recreational equipment	35,037.64
United Kingdom of Great Britain and Northern Ireland	INTETRADE LTD	Tools and general machinery	52,082.40
United Kingdom of Great Britain and Northern Ireland	INTETRADE LTD	Transportation, storage, mail services	31,653.64
United Kingdom of Great Britain and Northern Ireland	IQARUS INTERNATIONAL LIMITED	Healthcare services	1,984,459.64
United Kingdom of Great Britain and Northern Ireland	JANKEL ARMORING LIMITED	Motor vehicles and parts	158,306.23
United Kingdom of Great Britain and Northern Ireland	JANKEL ARMOURING LIMITED	Financial and insurance services	5,538.88
United Kingdom of Great Britain and Northern Ireland	JANKEL ARMOURING LIMITED	Motor vehicles and parts	116,009.71
United Kingdom of Great Britain and Northern Ireland	JANKEL ARMOURING LIMITED	Transportation, storage, mail services	40,166.66
United Kingdom of Great Britain and Northern Ireland	JANKEL ARMOURING LTD	Motor vehicles and parts	125,291.35
United Kingdom of Great Britain and Northern Ireland	JANKEL ARMOURING LTD	Transportation, storage, mail services	68,205.84
United Kingdom of Great Britain and Northern Ireland	KUSH COMMUNICATIONS LIMITED	Politics and civic affairs services	48,675.00
United Kingdom of Great Britain and Northern Ireland	L-3 COMMUNIICATIONS UK LTD	Electrical systems components	1,250.00
United Kingdom of Great Britain and Northern Ireland	L-3 COMMUNIICATIONS UK LTD	Engineering and research services	3,200.00
United Kingdom of Great Britain and Northern Ireland	L-3 COMMUNIICATIONS UK LTD	Security and safety equipment	23,460.00
United Kingdom of Great Britain and Northern Ireland	L-3 COMMUNIICATIONS UK LTD	Transportation, storage, mail services	4,200.00
United Kingdom of Great Britain and Northern Ireland	LEVIN SOURCES LIMITED	Management and admin services	141,373.00
United Kingdom of Great Britain and Northern Ireland	LOOSEMORE THOMAS	Management and admin services	88,000.00
United Kingdom of Great Britain and Northern Ireland	M BIOTECH LIMITED	Pharmaceuticals, contraceptives, vaccines	164,046.87
United Kingdom of Great Britain and Northern Ireland	MACS SOFTWARE LIMITED	Management and admin services	40,079.20
United Kingdom of Great Britain and Northern Ireland	MEDIATRAIN LTD	Education and training services	78,168.00
United Kingdom of Great Britain and Northern Ireland	MIKE MOSER	Management and admin services	36,373.50
United Kingdom of Great Britain and Northern Ireland	MIKE MOSER	Travel, food and lodging	10,857.76
United Kingdom of Great Britain and Northern Ireland	MISTRAL CAPITAL MANAGEMENT LIMITED	Pharmaceuticals, contraceptives, vaccines	2,569,103.98
United Kingdom of Great Britain and Northern Ireland	MOKORO LTD	Management and admin services	30,650.00
United Kingdom of Great Britain and Northern Ireland	MOKORO LTD	Politics and civic affairs services	44,900.00
United Kingdom of Great Britain and Northern Ireland	MOORE STEPHENS LLP	Financial and insurance services	2,772,929.48
United Kingdom of Great Britain and Northern Ireland	MOORE STEPHENS LLP	Management and admin services	283,070.00
United Kingdom of Great Britain and Northern Ireland	MOTOROLA SOLUTIONS UK LTD	Engineering and research services	677,880.39
United Kingdom of Great Britain and Northern Ireland	MOTOROLA SOLUTIONS UK LTD	Public sector related services	309,199.89
United Kingdom of Great Britain and Northern Ireland	MOTOROLA SOLUTIONS UK LTD	Transportation, storage, mail services	8,225.00
United Kingdom of Great Britain and Northern Ireland	MOUNIRA CHAIEB	Financial and insurance services	33,014.34
United Kingdom of Great Britain and Northern Ireland	NAME WITHHELD FOR SECURITY REASONS	Financial and insurance services	420.00
United Kingdom of Great Britain and Northern Ireland	NAME WITHHELD FOR SECURITY REASONS	Management and admin services	4,474,216.68
United Kingdom of Great Britain and Northern Ireland	NAME WITHHELD FOR SECURITY REASONS	Politics and civic affairs services	1,520.00
United Kingdom of Great Britain and Northern Ireland	NAME WITHHELD FOR SECURITY REASONS	Public sector related services	612.00
United Kingdom of Great Britain and Northern Ireland	NAME WITHHELD FOR SECURITY REASONS	Transportation, storage, mail services	140,015.30
United Kingdom of Great Britain and Northern Ireland	NAME WITHHELD FOR SECURITY REASONS	Travel, food and lodging	98,204.59
United Kingdom of Great Britain and Northern Ireland	NARRATE LTD	Education and training services	72,027.00
United Kingdom of Great Britain and Northern Ireland	NATHAN ASSOCIATES LONDON LTD	Management and admin services	568,193.60
United Kingdom of Great Britain and Northern Ireland	NICE AND SERIOUS LTD.	Public sector related services	48,000.00
United Kingdom of Great Britain and Northern Ireland	OPTIMA DEFENCE AND SECURITY GROUP LTD	Education and training services	271,110.00
United Kingdom of Great Britain and Northern Ireland	ORGANISATION DEVELOPMENT & RESEARCH LTD.	Education and training services	323,438.12
United Kingdom of Great Britain and Northern Ireland	OVE ARUP & PARTNERS INTERNATIONAL LTD	Engineering and research services	846,649.00
United Kingdom of Great Britain and Northern Ireland	OVE ARUP & PARTNERS INTERNATIONAL LTD	Management and admin services	390,571.00
United Kingdom of Great Britain and Northern Ireland	OVERSEAS DEVELOPMENT INSTITUTE	Editorial, design, graphic services	70,894.00
United Kingdom of Great Britain and Northern Ireland	OVERSEAS DEVELOPMENT INSTITUTE	Engineering and research services	229,863.00
United Kingdom of Great Britain and Northern Ireland	OVERSEAS DEVELOPMENT INSTITUTE	Management and admin services	139,880.09
United Kingdom of Great Britain and Northern Ireland	OXFORD ANALYTICA LTD	Engineering and research services	70,250.00
United Kingdom of Great Britain and Northern Ireland	OXFORD CONSULTING PARTNERS LTD	Management and admin services	46,950.00
United Kingdom of Great Britain and Northern Ireland	OXFORD CONSULTING PARTNERS LTD	Politics and civic affairs services	200.00
United Kingdom of Great Britain and Northern Ireland	OXFORD CONSULTING PARTNERS LTD	Transportation, storage, mail services	2,600.00
United Kingdom of Great Britain and Northern Ireland	OXFORD CONSULTING PARTNERS LTD	Travel, food and lodging	3,486.00
United Kingdom of Great Britain and Northern Ireland	OXFORD ECONOMICS LTD.	IT and communications equipment	59,775.00
United Kingdom of Great Britain and Northern Ireland	OXFORD POLICY MANAGEMENT LIMITED	Management and admin services	634,007.00
United Kingdom of Great Britain and Northern Ireland	PEOPLE AND ORGANISATION LTD	Management and admin services	30,375.00
United Kingdom of Great Britain and Northern Ireland	PETER JULIAN RGIMES	Management and admin services	51,932.99
United Kingdom of Great Britain and Northern Ireland	PPMD IT SOLUTIONS LIMITED	Management and admin services	55,020.00
United Kingdom of Great Britain and Northern Ireland	PRIME PRODUCTION LIMITED	Editorial, design, graphic services	32,103.00
United Kingdom of Great Britain and Northern Ireland	PUBLIC ADMINISTRATION INTERNATIONAL	Education and training services	149,130.00
United Kingdom of Great Britain and Northern Ireland	RESOURCE CONSULTING SERVICES	Management and admin services	82,369.88
United Kingdom of Great Britain and Northern Ireland	RICARDO-AEA LIMITED	Management and admin services	46,523.00
United Kingdom of Great Britain and Northern Ireland	ROOTS FOR LIFE (NORFOLK) LTD	Management and admin services	307,360.00
United Kingdom of Great Britain and Northern Ireland	ROOTS FOR LIFE (NORFOLK) LTD	Transportation, storage, mail services	53,500.00
United Kingdom of Great Britain and Northern Ireland	RPS ENERGY LTD	Engineering and research services	1,152,222.00
United Kingdom of Great Britain and Northern Ireland	RYO FUJIMOTO	Management and admin services	58,000.00
United Kingdom of Great Britain and Northern Ireland	SAQIB NAIK	Management and admin services	44,445.00
United Kingdom of Great Britain and Northern Ireland	SOLUMANUK LTD	Management and admin services	35,301.00
United Kingdom of Great Britain and Northern Ireland	STANDLEY-JOHANSEN CONSULTING LTD.	Management and admin services	40,425.00
United Kingdom of Great Britain and Northern Ireland	STATISTICS FOR SUSTAINABLE DEVELOPMENT	Management and admin services	32,900.00
United Kingdom of Great Britain and Northern Ireland	STUDIO MNEMONIC LIMITED	Management and admin services	55,650.00
United Kingdom of Great Britain and Northern Ireland	SUDHIR ANAND	Management and admin services	42,000.00
United Kingdom of Great Britain and Northern Ireland	SUPERFLUX	Engineering and research services	42,060.00
United Kingdom of Great Britain and Northern Ireland	SYSTRA LIMITED	Transportation, storage, mail services	156,875.00
United Kingdom of Great Britain and Northern Ireland	THE BIODIVERSITY CONSULTANCY LTD	Environmental services	363,852.00
United Kingdom of Great Britain and Northern Ireland	THE COMMON PURPOSE CHARITABLE TRUST	Education and training services	40,000.00
United Kingdom of Great Britain and Northern Ireland	THE MINE ADVISORY GROUP (MAG)	Management and admin services	420,000.00
United Kingdom of Great Britain and Northern Ireland	THE NATION CONSULTANCY LTD.	Management and admin services	47,000.00
United Kingdom of Great Britain and Northern Ireland	TOYOTA GIBRALTAR	Financial and insurance services	303.69
United Kingdom of Great Britain and Northern Ireland	TOYOTA GIBRALTAR	Motor vehicles and parts	29,349.97
United Kingdom of Great Britain and Northern Ireland	TOYOTA GIBRALTAR	Transportation, storage, mail services	1,019.45
United Kingdom of Great Britain and Northern Ireland	TOYOTA GIBRALTAR STOCKHOLDINGS (TGS) LTD	Motor vehicles and parts	313,288.69
United Kingdom of Great Britain and Northern Ireland	TOYOTA GIBRALTAR STOCKHOLDINGS (TGS) LTD	Transportation, storage, mail services	3,388.11
United Kingdom of Great Britain and Northern Ireland	TOYOTA GIBRALTAR STOCKHOLDINGS LTD	Motor vehicles and parts	126,587.81

Location of supplier	Supplier name	Category description	Value (USD)
UNDP continued			
United Kingdom of Great Britain and Northern Ireland	TRL LTD	Engineering and research services	807,731.68
United Kingdom of Great Britain and Northern Ireland	TSAMOTA LTD.	Laboratory and testing equipment	17,454.00
United Kingdom of Great Britain and Northern Ireland	TSAMOTA LTD.	Security and safety equipment	15,260.00
United Kingdom of Great Britain and Northern Ireland	TSAMOTA LTD.	Transportation, storage, mail services	4,000.00
United Kingdom of Great Britain and Northern Ireland	UNIT EXPORT LIMITED	Distribution equipment	451,849.68
United Kingdom of Great Britain and Northern Ireland	UNIT EXPORT LIMITED	Engineering and research services	143,564.00
United Kingdom of Great Britain and Northern Ireland	UNIT EXPORT LIMITED	Mining and well drilling equipment	135,073.50
United Kingdom of Great Britain and Northern Ireland	UNIT EXPORT LIMITED	Motor vehicles and parts	43,000.00
United Kingdom of Great Britain and Northern Ireland	UNIT EXPORT LIMITED	Security and safety equipment	91,812.00
United Kingdom of Great Britain and Northern Ireland	UNIT EXPORT LIMITED	Tools and general machinery	292,297.80
United Kingdom of Great Britain and Northern Ireland	UNIT EXPORT LIMITED	Transportation, storage, mail services	44,948.07
United Kingdom of Great Britain and Northern Ireland	UNIVERSITY OF OXFORD	Engineering and research services	104,295.50
United Kingdom of Great Britain and Northern Ireland	UNIVERSITY OF OXFORD	Politics and civic affairs services	71,483.00
United Kingdom of Great Britain and Northern Ireland	VEOLIA ES FIELD SERVICES LTD	Engineering and research services	59,999.80
United Kingdom of Great Britain and Northern Ireland	VESTEY FOODS UK LTD	Food and beverage products	36,305.46
United Kingdom of Great Britain and Northern Ireland	VESTEY FOODS UK LTD	Transportation, storage, mail services	14,025.97
United Kingdom of Great Britain and Northern Ireland	VINE MANAGEMENT CONSULTING	Management and admin services	47,435.00
United Kingdom of Great Britain and Northern Ireland	VINE MANAGEMENT CONSULTING	Transportation, storage, mail services	3,300.00
United Kingdom of Great Britain and Northern Ireland	WA PRODUCTS (UK) LIMITED	Financial and insurance services	15,000.00
United Kingdom of Great Britain and Northern Ireland	WA PRODUCTS (UK) LIMITED	Sports and recreational equipment	43,350.00
United Kingdom of Great Britain and Northern Ireland	WILLIS LIMITED	Transportation, storage, mail services	35,686.40
United Kingdom of Great Britain and Northern Ireland	WOOD MACKENZIE LIMITED	Editorial, design, graphic services	35,746.00
United Republic of Tanzania	BRL INGENIERIE	IT and communications equipment	475,095.00
United Republic of Tanzania	FAITH ASSOCIATES	Politics and civic affairs services	49,779.00
United Republic of Tanzania	GOLDEN SAND SERVICES APARTMENTS LTD	Education and training services	50,345.98
United Republic of Tanzania	ILLUMINATE MAERERE	Management and admin services	32,080.00
United Republic of Tanzania	MZUMBE UNIVERSITY	Politics and civic affairs services	67,000.00
United Republic of Tanzania	NAME WITHHELD FOR SECURITY REASONS	Financial and insurance services	-
United Republic of Tanzania	NAME WITHHELD FOR SECURITY REASONS	Management and admin services	429,186.40
United Republic of Tanzania	NAME WITHHELD FOR SECURITY REASONS	Travel, food and lodging	32,330.00
United Republic of Tanzania	OXFORD POLICY MANAGEMENT (T) LTD	Politics and civic affairs services	96,536.70
United Republic of Tanzania	POWER SERVICES LTD	Power generation machinery	38,599.99
United Republic of Tanzania	QUALITY AUTOMOTIVE & MECHANIZATION LTD	Motor vehicles and parts	125,385.24
United Republic of Tanzania	ROYALMARK SUPPLIERS COMPANY LTD	Industrial manufacturing machinery	107,801.17
United Republic of Tanzania	TANZCONSULT LIMITED	Engineering and research services	63,159.66
United Republic of Tanzania	TATA AFRICA HOLDINGS (TZ) LTD	Motor vehicles and parts	168,000.00
United Republic of Tanzania	TECHNOTRADE INVESTMENT LTD	Editorial, design, graphic services	39,100.87
United Republic of Tanzania	THT MEDIA LTD	Travel, food and lodging	39,104.18
United Republic of Tanzania	UDSM DEPARTMENT OF POLITICAL SCIENCE	Politics and civic affairs services	146,007.53
United Republic of Tanzania	UNOPS	Motor vehicles and parts	96,593.90
United Republic of Tanzania	UNOPS	Transportation, storage, mail services	209,841.91
United States of America	22ND CENTURY TECHNOLOGIES INC.	Engineering and research services	234,206.77
United States of America	304 EAST 45T STREET LLC	Building and maintenance services	13,646.53
United States of America	304 EAST 45T STREET LLC	Management and admin services	7,678,249.81
United States of America	304 EAST 45T STREET LLC	Public sector related services	800,130.24
United States of America	3BL MEDIA,LLC	Public sector related services	60,000.00
United States of America	A-1 INTERNATIONAL, INC.	Transportation, storage, mail services	56,250.00
United States of America	ABT ASSOCIATES INC	IT and communications equipment	103,633.00
United States of America	ACCENTURE FEDERAL SERVICES LLC	Engineering and research services	79,500.00
United States of America	ACCENTURE FEDERAL SERVICES LLC	Public sector related services	386,059.63
United States of America	ACCESS BIO, INC.	Medical equipment	264,419.50
United States of America	ACCESS BIO, INC.	Transportation, storage, mail services	47,000.00
United States of America	ADRIANA CONCONI	Management and admin services	38,530.00
United States of America	ADVANCED SOFTWARE SYSTEMS INC.	Engineering and research services	68,619.60
United States of America	ADVANCED SOFTWARE SYSTEMS INC.	Management and admin services	96,027.52
United States of America	ALEXANDER WOLF & SON A DIVISION OF A.W.	Building and maintenance services	299,196.00
United States of America	ALEXANDER WOLF & SON A DIVISION OF A.W.	Structures, construction components	170,094.00
United States of America	ALVARO MANOEL	Management and admin services	47,816.45
United States of America	AMERICA-MIDEAST EDUCAT.& TRAIN. SERVICES	Education and training services	38,924.00
United States of America	ANDREW CRAIG CHEATHAM	Management and admin services	89,283.00
United States of America	ANNE LUCY STILGER VIRNIG	Management and admin services	56,400.00
United States of America	ANNE LUCY STILGER VIRNIG	Transportation, storage, mail services	8,000.00
United States of America	ARENSON OFFICE FURNISHINGS, INC.	Engineering and research services	2,700.00
United States of America	ARENSON OFFICE FURNISHINGS, INC.	Furniture	369,152.45
United States of America	ARENSON OFFICE FURNISHINGS, INC.	Transportation, storage, mail services	5,175.00
United States of America	ARROWHEAD FILM AND VIDEO INC	Editorial, design, graphic services	187,350.00
United States of America	ARTHIFY INC.	Education and training services	297,661.00
United States of America	AT&T	Public sector related services	30,000.00
United States of America	ATYPICA INC.	Management and admin services	255,500.00
United States of America	ATYPICA INC.	Public sector related services	43,500.00
United States of America	AVANT BUSINESS SERVICES	Transportation, storage, mail services	290,212.80
United States of America	BANCROFT GLOBAL DEVELOPMENT	Management and admin services	1,264,865.00
United States of America	BIOMARIN PHARMACEUTICAL INC.	Pharmaceuticals, contraceptives, vaccines	1,139,600.00
United States of America	BLOOMBERG FINANCE L.P.	Published products	88,622.11
United States of America	BNP PARIBAS	Financial and insurance services	312,365.84
United States of America	BODE CELLMARK FORENSIC, INC.	Healthcare services	521,662.00
United States of America	BRIGHAM AND WOMEN'S PHISICIAN ORGANISATI	Politics and civic affairs services	116,499.05
United States of America	CABLE MANAGEMENT LLC	Industrial manufacturing machinery	27,404.00
United States of America	CABLE MANAGEMENT LLC	Industrial manufacturing services	3,432.00
United States of America	CABLE MANAGEMENT LLC	Management and admin services	3,088.22
United States of America	CARE2.COM	Editorial, design, graphic services	50,000.00
United States of America	CEB, INC.	Education and training services	38,540.00
United States of America	CENTER FOR CLEAN AIR POLICY	Education and training services	69,806.00
United States of America	CENTER FOR GLOBAL AFFAIRS, NYU SPS	Politics and civic affairs services	92,160.00

Location of supplier	Supplier name	Category description	Value (USD)
UNDP continued			
United States of America	CHANTAL BEAUBIEN	Management and admin services	40,000.00
United States of America	CHARLES KELLY	Management and admin services	118,000.00
United States of America	CHEMBIO DIAGNOSTIC SYSTEMS, INC.	Medical equipment	468,808.00
United States of America	CHICHEREAU, PHILIPPE ALAIN	Management and admin services	38,556.00
United States of America	CISCO	IT and communications equipment	34,277.25
United States of America	CISCO SYSTEMS INC	IT and communications equipment	48,023.25
United States of America	CISCO SYSTEMS INC.	IT and communications equipment	111,814.28
United States of America	CISCO SYSTEMS INC.(C.C.N.P.)	Engineering and research services	175,443.83
United States of America	CISCO SYSTEMS INC.(C.C.N.P.)	IT and communications equipment	185,401.75
United States of America	CISCO SYSTEMS INC.(C.C.N.P.)	Printing, photo and AV equipment	29,725.50
United States of America	CISCO SYSTEMS, INC.	IT and communications equipment	1,410,233.27
United States of America	CLASSY	Public sector related services	99,960.00
United States of America	COMMUNICATIONS DEVELOPMENT INC.	Published products	54,448.00
United States of America	COMMUNITY PARTNERS	Management and admin services	100,000.00
United States of America	COMMUNITY SYSTEMS FOUNDATION	Management and admin services	171,845.00
United States of America	CONCEPT SEARCHING, INC.	Engineering and research services	76,300.00
United States of America	CONSERVATION COUNCIL OF NATIONS	Management and admin services	43,645.00
United States of America	CONVENE 101 PARK AVENUE DBA CONVENE	Travel, food and lodging	44,514.00
United States of America	CORONADO-GARCIA LOREA	Management and admin services	35,250.00
United States of America	CORONADO-GARCIA LOREA	Transportation, storage, mail services	3,984.00
United States of America	COURSERA INC.	Education and training services	280,000.00
United States of America	DALBERG CONSULTING U.S. - LLC	Management and admin services	276,540.00
United States of America	DELL MARKETING L.P.	IT and communications equipment	234,334.76
United States of America	DELOITTE CONSULTING LLP	Education and training services	49,875.00
United States of America	DEVELOPMENT GATEWAY INC	Public sector related services	210,264.20
United States of America	DEVELOPMENT GATEWAY, INC	Education and training services	60,601.00
United States of America	DEVELOPMENT GATEWAY, INC.	Management and admin services	100,000.00
United States of America	DIAGNOSTICS FOR THE REAL WORLD LTD.	Engineering and research services	162,500.00
United States of America	DIAGNOSTICS FOR THE REAL WORLD LTD.	Laboratory and testing equipment	5,031,214.25
United States of America	DIAGNOSTICS FOR THE REAL WORLD LTD.	Travel, food and lodging	22,800.00
United States of America	DIGITAL DISRUPTIONS LLC	Management and admin services	41,557.10
United States of America	EARTH NETWORKS INC	Financial and insurance services	-
United States of America	EARTH NETWORKS INC	Industrial manufacturing services	403,524.00
United States of America	EARTH NETWORKS, INC	IT and communications equipment	131,055.00
United States of America	EARTH NETWORKS, INC.	IT and communications equipment	56,805.00
United States of America	EARTH NETWORKS, INC.	Management and admin services	69,446.00
United States of America	EARTH NETWORKS, INC.	Transportation, storage, mail services	550.00
United States of America	ECORNELL	Education and training services	173,000.00
United States of America	ELITE SUPPLIES LLC	Industrial manufacturing services	38,200.00
United States of America	ELITE SUPPLIES LLC	Transportation, storage, mail services	4,000.00
United States of America	ELTEK AS	Power generation machinery	75,000.00
United States of America	EMC CORPORATION	Engineering and research services	43,377.32
United States of America	EMERGING MARKETS COMMUNICATIONS, LLC.	Domestic appliances and electronics	39,464.73
United States of America	ENTRUST DATACARD CORPORATION	Engineering and research services	389,432.04
United States of America	ENTRUST DATACARD CORPORATION	IT and communications equipment	474,866.36
United States of America	ENTRUST DATACARD CORPORATION	Office equipment	14,183.02
United States of America	ENTRUST DATACARD CORPORATION	Printing, photo and AV equipment	80,933.00
United States of America	ENTRUST DATACARD CORPORATION	Transportation, storage, mail services	8,713.43
United States of America	ENVIRONMENTAL SYSTEMS RESEARCH INSTITUTE	IT and communications equipment	39,600.00
United States of America	ETHAN KAPSTEIN	Management and admin services	39,375.00
United States of America	EVEN HOTEL GRAND CENTRAL LLC	Travel, food and lodging	38,658.00
United States of America	FINANCIAL INTEGRITY NETWORK LLC	Politics and civic affairs services	100,000.00
United States of America	FITCH CONSULTING LLC	Management and admin services	116,400.00
United States of America	FUSE IQ	Management and admin services	96,120.00
United States of America	GARTNER GROUP, INC.	Engineering and research services	43,900.00
United States of America	GEHL STUDIO INC	Engineering and research services	61,952.00
United States of America	GEHL STUDIO INC	Politics and civic affairs services	44,760.00
United States of America	GLEN COVE MANSION HOSPITALITY LLC	Travel, food and lodging	194,707.00
United States of America	GLOBAL EAGLE	Engineering and research services	43,692.80
United States of America	GLOBAL FLEET SALES LLC	Motor vehicles and parts	119,896.00
United States of America	GLOBAL FLEET SALES LLC	Transportation, storage, mail services	5,640.00
United States of America	GLOBAL HEALTH STRATEGIES	Management and admin services	233,125.00
United States of America	GREENHOUSE GAS MANAGEMENT INSTITUTE	Education and training services	48,750.00
United States of America	GRID IMPACT LLC	Management and admin services	61,750.00
United States of America	GSB DIGITAL	Editorial, design, graphic services	141,325.00
United States of America	GSI BUSINESS SERVICES INC.	Building and maintenance services	150,303.25
United States of America	HANUMA SEMYONOV	Management and admin services	33,800.00
United States of America	HANUMA SEMYONOV	Transportation, storage, mail services	3,133.00
United States of America	HARVARD BUSINESS SCHOOL PUBLISHING CORP	Education and training services	144,000.00
United States of America	HELLO NYC, INC. DBA AHOY STUDIOS	Public sector related services	160,713.00
United States of America	HISONIC INTERNATIONAL INC	Domestic appliances and electronics	50,040.94
United States of America	IIA QUALITY SERVICES LLC	Engineering and research services	66,000.00
United States of America	IIC TECHNOLOGIES, INC	Farming, fishing, forestry services	216,607.20
United States of America	INFOSYS PUBLIC SERVICES, INC.	Engineering and research services	6,734,371.60
United States of America	INFOSYS PUBLIC SERVICES, INC.	Management and admin services	128,467.20
United States of America	INFOSYS PUBLIC SERVICES, INC.	Politics and civic affairs services	244,400.00
United States of America	INNOVATIONS FOR POVERTY ACTION	Education and training services	60,184.00
United States of America	INNOVATIONS FOR POVERTY ACTION	Engineering and research services	85,959.92
United States of America	INSCAPE INC	Furniture	40,285.00
United States of America	INTERNATIONAL SOS ASSISTANCE, INC.	Education and training services	34,555.00
United States of America	INTERNATIONAL UNION FOR CONSERVATION OF	Environmental services	36,041.19
United States of America	INTL. FOOD POLICY RESEARCH INSTITUTE	Politics and civic affairs services	109,075.24
United States of America	IRON MOUNTAIN INC	Material handling machinery	51,732.45
United States of America	JAMES RAY KENNEDY	Management and admin services	223,748.00

Location of supplier	Supplier name	Category description	Value (USD)
UNDP continued			
United States of America	JESSIE GARANA	Management and admin services	63,000.00
United States of America	JOHN HARDY	Management and admin services	67,730.00
United States of America	JOHN WIATER	Management and admin services	31,000.00
United States of America	JOHN WIATER	Transportation, storage, mail services	2,100.00
United States of America	JULIE PONCELET CONSULTING LLC	Management and admin services	52,041.00
United States of America	KIM VON OLDENBURG BEER	Management and admin services	59,000.00
United States of America	KOMMON DENOMINATOR INC	Management and admin services	68,142.54
United States of America	KPMG LLP	Financial and insurance services	190,882.40
United States of America	KWAKU ANING	Management and admin services	40,000.00
United States of America	LANCO TRADING & INVESTMENT	Farming, fishing equipment	35,574.88
United States of America	LANCO TRADING & INVESTMENT	Printing, photo and AV equipment	56,804.00
United States of America	LANCO TRADING & INVESTMENT	Tools and general machinery	89,435.00
United States of America	LEIGH ANN PAYNE	Management and admin services	33,000.00
United States of America	LENOVO, INC.	IT and communications equipment	31,185.00
United States of America	LEVEL 3 COMMUNICATIONS	Engineering and research services	50,000.00
United States of America	LEWIS BOEX	Management and admin services	75,832.00
United States of America	LUMEN TECHNOLOGIES INC	Management and admin services	37,900.00
United States of America	MALCOLM JANSEN	Management and admin services	42,000.00
United States of America	MANUEL BENJAMIN VIVAS	Management and admin services	32,120.00
United States of America	MASON TECHNOLOGIES INC	IT and communications equipment	177,741.55
United States of America	MASTER COOL INC	Laboratory and testing equipment	28,649.40
United States of America	MASTER COOL INC	Transportation, storage, mail services	3,600.00
United States of America	MCFARREN, PETER JOHN	Management and admin services	30,000.00
United States of America	MERCY CORPS	Education and training services	201,170.70
United States of America	MICROSOFT CORPORATION	Engineering and research services	224,920.00
United States of America	MICROSOFT CORPORATION	IT and communications equipment	1,069,679.16
United States of America	MICROSOFT CORPORATION	Politics and civic affairs services	229,093.76
United States of America	MILLENNIUM INSTITUTE	Education and training services	220,747.00
United States of America	MUSTAFAYEVA VALERIA	Management and admin services	36,159.37
United States of America	MYTHICS INC	Engineering and research services	2,063,990.45
United States of America	MYTHICS INC	Public sector related services	139,765.50
United States of America	NAING, WE WE	Management and admin services	35,400.00
United States of America	NAME WITHHELD FOR SECURITY REASONS	Editorial, design, graphic services	90,668.00
United States of America	NAME WITHHELD FOR SECURITY REASONS	Education and training services	32,550.00
United States of America	NAME WITHHELD FOR SECURITY REASONS	Financial and insurance services	38,570.42
United States of America	NAME WITHHELD FOR SECURITY REASONS	Management and admin services	14,393,792.23
United States of America	NAME WITHHELD FOR SECURITY REASONS	Politics and civic affairs services	856.00
United States of America	NAME WITHHELD FOR SECURITY REASONS	Transportation, storage, mail services	361,392.29
United States of America	NAME WITHHELD FOR SECURITY REASONS	Travel, food and lodging	104,333.47
United States of America	NATIONAL ORGANIZATION ON DISABILITY	Education and training services	40,000.00
United States of America	NELSON STRATTA	Management and admin services	38,516.00
United States of America	NEURO LEADERSHIP INSTITUTE, INC.	Education and training services	30,000.00
United States of America	NEXLEAF ANALYTICS	IT and communications equipment	72,000.00
United States of America	NEXLEAF ANALYTICS	Laboratory and testing equipment	297,278.00
United States of America	NORTHWESTERN UNIVERSITY	Education and training services	473,949.00
United States of America	NOVA WORLDWIDE CONSULTING CORPORATION	Management and admin services	50,000.00
United States of America	NOVA WORLDWIDE CONSULTING CORPORATION	Transportation, storage, mail services	10,000.00
United States of America	OBERA LLC	Engineering and research services	94,532.36
United States of America	OLAYINKA ADEDAYO AJAYI	Management and admin services	35,760.76
United States of America	ORACLE AMERICA, INC.	Engineering and research services	429,398.70
United States of America	ORASURE	Medical equipment	60,000.00
United States of America	ORASURE TECHNOLOGIES INC	Medical equipment	27,750.00
United States of America	ORASURE TECHNOLOGIES INC	Transportation, storage, mail services	5,339.04
United States of America	P & D CONSULTING SERVICES, INC.	Management and admin services	219,450.00
United States of America	PALISADE COMPLIANCE, LLC	Public sector related services	39,500.00
United States of America	PBM, LLC DBA PERFECT BUILDING MAINTENANC	Building and maintenance services	536,191.92
United States of America	PEI-SAN PANTHEA LEE	Management and admin services	60,100.00
United States of America	PEI-SAN PANTHEA LEE	Transportation, storage, mail services	2,828.00
United States of America	PERFORMANCE HOSPITALITY NYC, LLC	Travel, food and lodging	48,590.00
United States of America	PFIZER H.C.P. CORPORATION	Pharmaceuticals, contraceptives, vaccines	3,352,623.78
United States of America	PIERA BATTERY PARK ASSOCIATES, LLC	Travel, food and lodging	38,704.00
United States of America	PLANSON INTERNATIONAL	Domestic appliances and electronics	490.00
United States of America	PLANSON INTERNATIONAL	Electrical systems components	8,900.00
United States of America	PLANSON INTERNATIONAL	Financial and insurance services	-
United States of America	PLANSON INTERNATIONAL	IT and communications equipment	400,122.00
United States of America	PLANSON INTERNATIONAL	Office equipment	3,927.00
United States of America	PLANSON INTERNATIONAL	Printing, photo and AV equipment	32,075.00
United States of America	PLANSON INTERNATIONAL	Transportation, storage, mail services	34,570.00
United States of America	PLANSON INTERNATIONAL CO. INC.	Electrical systems components	4,200.00
United States of America	PLANSON INTERNATIONAL CO. INC.	Financial and insurance services	901.90
United States of America	PLANSON INTERNATIONAL CO. INC.	IT and communications equipment	138,568.00
United States of America	PLANSON INTERNATIONAL CO. INC.	Printing, photo and AV equipment	27,940.00
United States of America	PLANSON INTERNATIONAL CO. INC.	Transportation, storage, mail services	9,503.90
United States of America	PLANSON INTERNATIONAL CORPORATION	Building and maintenance services	2,468.00
United States of America	PLANSON INTERNATIONAL CORPORATION	Domestic appliances and electronics	4,042.00
United States of America	PLANSON INTERNATIONAL CORPORATION	Education and training services	12,069.00
United States of America	PLANSON INTERNATIONAL CORPORATION	Electrical systems components	128,879.02
United States of America	PLANSON INTERNATIONAL CORPORATION	Engineering and research services	12,345.00
United States of America	PLANSON INTERNATIONAL CORPORATION	Financial and insurance services	22,628.00
United States of America	PLANSON INTERNATIONAL CORPORATION	Furniture	2,064.00
United States of America	PLANSON INTERNATIONAL CORPORATION	IT and communications equipment	5,340,642.05
United States of America	PLANSON INTERNATIONAL CORPORATION	Management and admin services	88,961.00
United States of America	PLANSON INTERNATIONAL CORPORATION	Material handling machinery	72.00
United States of America	PLANSON INTERNATIONAL CORPORATION	Motor vehicles and parts	4,417.00

Location of supplier	Supplier name	Category description	Value (USD)
UNDP continued			
United States of America	PLANSON INTERNATIONAL CORPORATION	Office equipment	453,069.10
United States of America	PLANSON INTERNATIONAL CORPORATION	Printing, photo and AV equipment	178,641.49
United States of America	PLANSON INTERNATIONAL CORPORATION	Public sector related services	4,640.00
United States of America	PLANSON INTERNATIONAL CORPORATION	Transportation, storage, mail services	345,308.01
United States of America	POPULATION MEDIA CENTER INC	Public sector related services	267,869.10
United States of America	PRICEWATERHOUSECOOPERS PUBLIC SECTOR LLF	Public sector related services	56,300.00
United States of America	PRITCHARD INDUSTRIES, INC.	Building and maintenance services	681,764.59
United States of America	QBURST TECHNOLOGIES INC	Public sector related services	271,361.00
United States of America	RAINFOREST ALLIANCE, INC.	Environmental services	155,641.75
United States of America	REHANA PERMALL	Management and admin services	120,000.00
United States of America	REHANA PERMALL	Transportation, storage, mail services	500.00
United States of America	RESEARCH TRIANGLE INSTITUTE	Engineering and research services	139,000.00
United States of America	SANTO DOMINGO MOTORS CO.	Motor vehicles and parts	1,456,312.26
United States of America	SECURITY 20/20 INC	Security and safety equipment	210,178.35
United States of America	SEEYE ABRAHA HAGOS	Management and admin services	220,960.00
United States of America	SENTRY CENTER MID-TOWN EAST LLC	Travel, food and lodging	36,288.02
United States of America	SIFY TECHNOLOGIES NORTH AMERICA	Education and training services	238,101.00
United States of America	SITEWORX, INC	Engineering and research services	145,830.00
United States of America	SLG 220 NEWS OWNER LLC	Building and maintenance services	624,525.56
United States of America	SLG 220 NEWS OWNER LLC	Management and admin services	1,261,367.17
United States of America	SLG 220 NEWS OWNER LLC	Public sector related services	34,700.00
United States of America	SNOW AND ASSOCIATES, LLC	Management and admin services	43,425.00
United States of America	SNOW AND ASSOCIATES, LLC	Transportation, storage, mail services	9,382.14
United States of America	SOCRATA, INC	Management and admin services	74,995.00
United States of America	STEEVE HOMANN ETIENNE	Management and admin services	60,184.00
United States of America	STOCKHOLM ENVIRONMENT INSTITUTE (SEI) US	Management and admin services	82,522.00
United States of America	SUE NELSON	Management and admin services	26,400.00
United States of America	SUE NELSON	Transportation, storage, mail services	5,576.00
United States of America	SUTRON CORPORATION	Domestic appliances and electronics	30,518.00
United States of America	SUTRON CORPORATION	Industrial manufacturing services	105,609.00
United States of America	SUTRON CORPORATION	Transportation, storage, mail services	4,764.45
United States of America	SYMANTEC CORPORATION	Engineering and research services	63,619.38
United States of America	TGI OFFICE AUTOMATION	Building and maintenance services	200,000.00
United States of America	THE ARMORED GROUP LLC	Motor vehicles and parts	1,185,381.69
United States of America	THE ARMORED GROUP LLC	Transportation, storage, mail services	13,200.00
United States of America	THE ASIA SOCIETY	Travel, food and lodging	81,747.00
United States of America	THE CADMUS GROUP INC OPERATING ACCOUNT	Environmental services	59,839.00
United States of America	THE GEORGE WASHINGTON UNIVERSITY	Engineering and research services	34,459.00
United States of America	THE NORRIS GROUP, INC	Management and admin services	31,500.00
United States of America	THE NORRIS GROUP, INC.	Management and admin services	159,741.96
United States of America	THE NORRIS GROUP, INC.	Transportation, storage, mail services	9,293.35
United States of America	TIAA-CREF C/O CUSHMAN & WAKEFIELD	Building and maintenance services	24,018.15
United States of America	TIAA-CREF C/O CUSHMAN & WAKEFIELD	Management and admin services	455,132.04
United States of America	TIAA-CREF C/O CUSHMAN & WAKEFIELD	Public sector related services	12,766.28
United States of America	TIMOTHY GABURUNGYI	Management and admin services	48,000.00
United States of America	TRIGYN TECHNOLOGY INC	Engineering and research services	498,444.00
United States of America	TRIGYN TECHNOLOGY INC	Management and admin services	782,132.00
United States of America	TRIGYN TECHNOLOGY INC	Public sector related services	35,588.00
United States of America	TRITECH SECURITY SYSTEMS,LLC (IDESCO SEC	Public order and security services	74,827.06
United States of America	TRUST FOR CONSERVATION INNOVATION	Management and admin services	110,187.94
United States of America	TURCHI, ELODIE SOLANGE GLORIA	Management and admin services	71,772.00
United States of America	ULTISAT, INC.	Engineering and research services	369,564.00
United States of America	ULTRAMAR TRAVEL MANAGEMENT, INC.	Travel, food and lodging	1,055,133.00
United States of America	UNFPA	Engineering and research services	5,335.00
United States of America	UNFPA	Management and admin services	5,634.33
United States of America	UNFPA	Medical equipment	88,595.40
United States of America	UNFPA	Transportation, storage, mail services	18,756.37
United States of America	UNFPA-GLOBAL COPENHAGEN OPERATING ACCO	Medical equipment	116,363.72
United States of America	UNICEF-HQ	Management and admin services	19,081.20
United States of America	UNICEF-HQ	Pharmaceuticals, contraceptives, vaccines	477,030.11
United States of America	UNICEF-HQ	Transportation, storage, mail services	39,000.00
United States of America	UNITED NATIONS	Building and maintenance services	1,539,622.63
United States of America	UNITED NATIONS	Management and admin services	4,113,285.00
United States of America	UNITED NATIONS	Public sector related services	474,102.48
United States of America	UNITED NATIONS DEVELOPMENT CORPORATION	Building and maintenance services	271,784.05
United States of America	UNITED NATIONS DEVELOPMENT CORPORATION	Management and admin services	364,265.04
United States of America	UNITED NATIONS DEVELOPMENT CORPORATION	Public sector related services	13,699.00
United States of America	UNITED NATIONS OFFICE PROJECT SERVIC	Management and admin services	55,490.00
United States of America	UNITED NATIONS POPULATION FUND	Medical equipment	50,031.80
United States of America	UNIVERSITY OF WASHINGTON GLOBAL HEALTH	Education and training services	115,978.00
United States of America	UNOPS	Management and admin services	353,524.95
United States of America	US DEPARTMENT OF STATE	Management and admin services	16,205,310.00
United States of America	VERIZON BUSINESS NETWORK SERVICES, INC.	Engineering and research services	165,000.00
United States of America	VOUND COLORADO LTD	Education and training services	5,560.00
United States of America	VOUND COLORADO LTD	IT and communications equipment	33,095.00
United States of America	WILDLIFE CONSERVATION SOCIETY	Education and training services	2,471,092.60
United States of America	WILLIAM MICHAEL KRAMER	Management and admin services	39,230.20
United States of America	WILLIAM W. DOUGHERTY	Management and admin services	28,000.00
United States of America	WILLIAM W. DOUGHERTY	Transportation, storage, mail services	2,040.00
United States of America	WILLIAM W. DOUGHERTY	Travel, food and lodging	1,844.00
United States of America	WILLIS LIMITED	Printing, photo and AV equipment	100,735.29
United States of America	WILTON PARK CONFERENCE EXECUTIVE AGENCY	Transportation, storage, mail services	15,000.00
United States of America	WILTON PARK CONFERENCE EXECUTIVE AGENCY	Travel, food and lodging	35,000.00
United States of America	YUCHIEH HSU	Management and admin services	56,700.00

Location of supplier	Supplier name	Category description	Value (USD)
UNDP continued			
United States of America	ZAYO GROUP LLC	Engineering and research services	30,192.04
Uruguay	BAZZANI, SANDRA	Management and admin services	68,295.33
Uruguay	CENTRO DE INFORMAC Y ESTUD DEL URUGUAY	Politics and civic affairs services	35,000.00
Uruguay	CHOEL S.A.	Public sector related services	38,430.00
Uruguay	HYUNDAI FIDOCAR SA	Motor vehicles and parts	33,900.00
Uruguay	LOPEZ GAYE DIEGO FERNANDO	Engineering and research services	36,000.00
Uruguay	MONICA ANDREA SALA HORÑAK	Building and maintenance services	35,759.72
Uzbekistan	ADOLAT KO'MAK BIZNES MCHJ	Structures, construction components	30,570.36
Uzbekistan	BAHROM OLIM MANGU	Building and maintenance services	36,005.47
Uzbekistan	BAHROM OLIM MANGU	Structures, construction components	190,314.32
Uzbekistan	CHIRCHIQ MASH AGRO JV LLC	Farming, fishing equipment	73,950.00
Uzbekistan	EKSPERT FIKRI KONSALTING MCHJ	Engineering and research services	142,988.00
Uzbekistan	IJTIMOIY TADQIQOTLAR INSTITUTI	Engineering and research services	70,308.79
Uzbekistan	ISKER QURILIS MCHJ	Building and maintenance services	55,495.98
Uzbekistan	KELAJAK SHAHRI RIVOJI	Farming, fishing, forestry services	42,559.87
Uzbekistan	MELIOTA'MIR - QURILISH	Building and maintenance services	91,406.67
Uzbekistan	MIROB QURILISH SERVIS XK	Building and maintenance services	72,876.90
Uzbekistan	NAME WITHHELD FOR SECURITY REASONS	Management and admin services	40,000.00
Uzbekistan	NAME WITHHELD FOR SECURITY REASONS	Transportation, storage, mail services	4,960.00
Uzbekistan	NAME WITHHELD FOR SECURITY REASONS	Travel, food and lodging	4,960.00
Uzbekistan	NAZAR BUSINESS AND TECHNOLOGY MCHJ	Management and admin services	125,512.53
Uzbekistan	NEW TECH SAMARKAND MCHJ	Industrial manufacturing services	21,300.00
Uzbekistan	NEW TECH SAMARKAND MCHJ	Transportation, storage, mail services	31,950.00
Uzbekistan	QARSHI AVIA QURILISH MONTAJ MCHJ	Building and maintenance services	39,808.17
Uzbekistan	QURILIS SANAAT MCHJ	Farming, fishing, forestry services	30,672.05
Uzbekistan	ROODELL MCHJ	Motor vehicles and parts	46,723.75
Uzbekistan	SAMARQAND MAHSUSSUVDRENAJ MCHJ	Building and maintenance services	127,882.73
Uzbekistan	SAMATOV DAVRON	Management and admin services	201,600.00
Uzbekistan	SBS-INFOSOFT MCHJ	Management and admin services	52,050.00
Uzbekistan	SIC ICWC	Management and admin services	55,000.00
Uzbekistan	SUVMASH	Distribution equipment	552.00
Uzbekistan	SUVMASH	Engineering and research services	154.00
Uzbekistan	SUVMASH	Management and admin services	2,145.00
Uzbekistan	SUVMASH	Structures, construction components	73,069.00
Vanuatu	IRIRIKI ISLAND HOLDINGS LTD	Travel, food and lodging	43,526.64
Venezuela (Bolivarian Republic of)	LARA MARAMBIO Y ASOCIADOS	Financial and insurance services	35,200.00
Venezuela (Bolivarian Republic of)	NAME WITHHELD FOR SECURITY REASONS	Management and admin services	86,460.00
Viet Nam	BAO SINH VIEN VIET NAM	Politics and civic affairs services	44,000.60
Viet Nam	CNCTY TNHH DV BAO VE SAI GON NAM	Public order and security services	41,226.22
Viet Nam	CONG TY CP CO DIEN THANH PHAT	Engineering and research services	151,882.55
Viet Nam	CONG TY TNHH ARTELIA VIET NAM	Management and admin services	30,000.00
Viet Nam	CONG TY TNHH ARTELIA VIET NAM	Transportation, storage, mail services	1,350.00
Viet Nam	CT TNHH TOT VIET NAM	Distribution equipment	77,325.79
Viet Nam	CTY CP QUAN LY VA KHAI THAC TOA NHA VNPT	Building and maintenance services	91,470.20
Viet Nam	CTY TNHH GOSHU KOHSAN	Building and maintenance services	101,050.11
Viet Nam	CTY TNHH TU VAN TRUONG DH THUY LOI	Engineering and research services	70,568.59
Viet Nam	HOI LIEN HIEP PHU NU VIET NAM	Politics and civic affairs services	244,290.20
Viet Nam	NAME WITHHELD FOR SECURITY REASONS	Management and admin services	258,993.00
Viet Nam	NAME WITHHELD FOR SECURITY REASONS	Travel, food and lodging	1,500.00
Viet Nam	TRUNG TAM HO TRO PHAT TRIEN XANH	Politics and civic affairs services	44,968.00
Viet Nam	TRUNG TAM THONG TIN VA DU BAO KINH	Engineering and research services	36,691.76
Viet Nam	TRUONG DAI HOC LUAT TP HCM	Politics and civic affairs services	60,296.00
Viet Nam	TT NGHIEN CUU PT HO TRO CONG DONG	Engineering and research services	480,295.27
Viet Nam	TT NGHIEN CUU PT HO TRO CONG DONG	Organizations and clubs	479,414.53
Viet Nam	TT NGHIEN CUU PT HO TRO CONG DONG	Politics and civic affairs services	647,112.00
Viet Nam	VIEN QUAN LY CHAU A THAI BINH DUONG	Engineering and research services	44,824.93
Yemen	ABDULMAJEED AL-WAHBANI TRADING GROUP	Public sector related services	48,695.00
Yemen	AFCAR FOR CONSULTANCY	Engineering and research services	34,031.00
Yemen	ALHADI FOR TRANSPORT & LOGISTIC SERVICES	Fuels and lubricants etc.	51,292.80
Yemen	CTG GLOBAL MANAGED SERVICES DMCC	Management and admin services	151,258.54
Yemen	CTG GLOBAL MANAGED SERVICES DMCC	Politics and civic affairs services	15,672.30
Yemen	DAR AL-KHADARAH	Engineering and research services	31,500.00
Yemen	DAR ALBENAA ALYEMENI ENGINEERING&CONST.	Structures, construction components	49,723.66
Yemen	DELUX FOR CONTRACTING & OIL SERVICES	Fuels and lubricants etc.	60,840.00
Yemen	DELUX FOR CONTRACTING & OIL SERVICES	Transportation, storage, mail services	4,484.00
Yemen	FUTURE COMPUTER ESTABLISHMENT	Power generation machinery	111,932.50
Yemen	GRAPHTECH FOR CONTRACTING AND COMMERCI	Engineering and research services	45,000.00
Yemen	GSOL ENERGY GLOBAL A/S	Power generation machinery	375,817.00
Yemen	MASDAR FOR TRADING	Power generation machinery	70,120.00
Yemen	MINI MARKET AL-JAFARI	Travel, food and lodging	32,844.00
Yemen	MOORE STEPHENS	Management and admin services	123,733.50
Yemen	MUSANADAH FOUNDATION FOR DEVELOPMENT	Education and training services	66,786.28
Yemen	MUSANADAH FOUNDATION FOR DEVELOPMENT	Politics and civic affairs services	54,249.00
Yemen	PC SANA'A	IT and communications equipment	80,990.00
Yemen	PEACE OPERATIONS TRAINING CENTER	Education and training services	194,977.10
Yemen	STALLION SECURITY COMPANY	Public order and security services	338,072.04
Yemen	UNIVERSAL EAGLES FOR SECURITYSERVICESLTD	Public order and security services	57,822.98
Yemen	UNIVERSAL YEMEN LOGISTIC SUPPORT&CONST.	Management and admin services	4,647,912.04
Yemen	UNIVERSAL YEMEN LOGISTIC SUPPORT&CONST.	Public order and security services	1,990,181.00
Yemen	WFP OFFICE	Transportation, storage, mail services	47,026.25
Yemen	YEMEN ARMORED FOR SECURITY & SAFETY SERV	Public order and security services	2,345,401.53
Zambia	ACCENT NETWORKS LIMITED	IT and communications equipment	61,657.62
Zambia	ADUNDANT GENERAL DEALERS	Building and maintenance services	71,592.66
Zambia	ADUNDANT GENERAL DEALERS	Transportation, storage, mail services	23,697.92

Location of supplier	Supplier name	Category description	Value (USD)
UNDP continued			
Zambia	AFGRI EQUIPMENT	Motor vehicles and parts	54,000.00
Zambia	AUSTIN ALBERT KAPUTO MWAPE	Management and admin services	31,500.00
Zambia	BONFACE CHILANGWE FUNDAFUNDA	Management and admin services	115,470.00
Zambia	BONFACE CHILANGWE FUNDAFUNDA	Politics and civic affairs services	152.00
Zambia	BONFACE CHILANGWE FUNDAFUNDA	Public sector related services	294.00
Zambia	BONFACE CHILANGWE FUNDAFUNDA	Transportation, storage, mail services	3,270.00
Zambia	BONFACE CHILANGWE FUNDAFUNDA	Travel, food and lodging	13,010.00
Zambia	COUNCIL OF CHURCHES IN ZAMBIA	Politics and civic affairs services	40,000.00
Zambia	CUBIC INNOVATIONS	Apparel, luggage and personal care	76,932.00
Zambia	CUBIC INNOVATIONS	Security and safety equipment	22,422.00
Zambia	DCS HOLDING LIMITED	Public order and security services	67,974.00
Zambia	DOMINIC FUMBAUTA	Management and admin services	34,650.00
Zambia	EARTHROW INVESTMENTS LIMITED	Structures, construction components	130,214.53
Zambia	EMITACH ENTERPRISE	Domestic appliances and electronics	5,432.09
Zambia	EMITACH ENTERPRISE	Furniture	33,791.66
Zambia	EMITACH ENTERPRISE	IT and communications equipment	67,228.93
Zambia	EMITACH ENTERPRISE	Office equipment	7,916.67
Zambia	EMPOWER SCHOOL OF HEALTH' LLP	Management and admin services	78,329.00
Zambia	FORESIGHT RESOURCES	Education and training services	33,500.00
Zambia	FORESIGHT RESOURCES	Public sector related services	8,000.00
Zambia	FRAME WORKS ENTERPRISES	Editorial, design, graphic services	87,560.56
Zambia	FRESHVIEW HOMES	Travel, food and lodging	35,027.32
Zambia	G4S SECURE SOLUTIONS (Z) LTD	Public order and security services	190,940.01
Zambia	GOODRICH INVESTMENTS	Building and maintenance services	46,797.00
Zambia	HAI TELECOMMUNICATIONS	Engineering and research services	104,400.00
Zambia	HATFIELD PROPERTIES LIMITED	Material handling machinery	24,338.03
Zambia	HATFIELD PROPERTIES LIMITED	Transportation, storage, mail services	16,225.35
Zambia	HUA CHANG INFRASTRUCTURE ENGINEERING (Z)	Building and maintenance services	1,438,125.81
Zambia	INDABA AGRICULTURAL POLICY RESEARCH	Management and admin services	45,027.50
Zambia	INDUSTRIAL CABLING AND INSTALLATIONS	IT and communications equipment	294,734.80
Zambia	ISAT AFRICA ZAMBIA LIMITED	Engineering and research services	34,404.00
Zambia	KROST SHELVING PTY LTD	Material handling machinery	79,880.63
Zambia	KWIK SPACE MODULAR BUILDINGS	Structures, construction components	36,500.00
Zambia	LAKE SAFARI LODGE	Travel, food and lodging	30,036.22
Zambia	LINTIME TECHNOLOGY	IT and communications equipment	69,947.37
Zambia	LINTIME TECHNOLOGY	Office equipment	4,682.93
Zambia	LINTIME TECHNOLOGY	Paper materials and products	1,346.33
Zambia	MEDICAL STORES LIMITED	Material handling machinery	463,226.74
Zambia	MERCURY EXPRESS LOGISTICS	Food and beverage products	44,389.12
Zambia	MIBA ZAMBIA	IT and communications equipment	48,587.65
Zambia	MIKA HOTEL	Travel, food and lodging	30,300.49
Zambia	MODERN CONSTRUCTION	Structures, construction components	87,844.96
Zambia	MULUNGUSHI INTERNATIONAL CONFERENCE	Travel, food and lodging	37,183.64
Zambia	NAME WITHHELD FOR SECURITY REASONS	Management and admin services	412,118.92
Zambia	NATIONAL COUNCIL FOR CONSTRUCTION	Education and training services	49,149.86
Zambia	NDKAY ZAMBIA LIMITED	Distribution equipment	138,850.00
Zambia	NDKAY ZAMBIA LIMITED	Motor vehicles and parts	364,099.86
Zambia	NETSYS CONSULTANTS LTD	IT and communications equipment	185,818.34
Zambia	NORWEGIAN CHURCH AID ZAMBIA	Politics and civic affairs services	40,000.00
Zambia	OPTRON LIMITED	Furniture	73,366.22
Zambia	PRECISE PRODUCTS LIMITED	Building and maintenance services	33,875.31
Zambia	PURSHARP SPIRAL INVESTMENTS	Furniture	40,169.01
Zambia	PURSHARP SPIRAL INVESTMENTS	IT and communications equipment	15,470.42
Zambia	SACIP SOFTWARE SOLUTION LIMITED	Financial and insurance services	290,050.00
Zambia	SIKALE WOOD MANUFACTURERS	Furniture	45,700.81
Zambia	SIWUL GENERAL TRADING	Building and maintenance services	39,007.27
Zambia	SUN SHARE CONSTRUCTION LIMITED	Building and maintenance services	3,357,234.45
Zambia	TECLA INVESTMENTS LIMITED	Travel, food and lodging	35,816.46
Zambia	THE URBAN HOTEL	Travel, food and lodging	35,419.05
Zambia	TRADEGATE INVESTMENTS	Furniture	37,464.79
Zambia	TRADEGATE INVESTMENTS	IT and communications equipment	18,394.37
Zambia	TRUEBUILD CONSTRUCTION LTD	Structures, construction components	95,000.00
Zambia	TSIBU BBUKU	Management and admin services	46,200.00
Zambia	WAH CHEN ENTERPRISES ZAMBIA	Structures, construction components	91,000.00
Zambia	WAH KONG ENTERPRISES LIMITED	Building and maintenance services	1,899,782.24
Zambia	YWCA MONGU	Politics and civic affairs services	40,000.00
Zambia	ZAMBEZI SUN INTERNATIONAL	Travel, food and lodging	52,926.56
Zambia	ZONCOR INVESTMENT LTD	Building and maintenance services	659,129.45
Zimbabwe	AFRICOM (PVT) LTD	Engineering and research services	43,718.00
Zimbabwe	AFRICOM (PVT) LTD	Politics and civic affairs services	4,936.00
Zimbabwe	AFRICOM (PVT) LTD	Public sector related services	5,642.00
Zimbabwe	CAPESSO (PVT) LTD	Paper materials and products	81,000.00
Zimbabwe	CARIBBEA BAY RESORT	Education and training services	36,900.00
Zimbabwe	CENTRE FOR SEXUAL HEALTH &HIV &AIDS RESE	Healthcare services	260,775.50
Zimbabwe	CHEETAH EXPRESS LOGISTICS P/L T/A FEDEX	Transportation, storage, mail services	187,200.00
Zimbabwe	CITIZEN CONSTRUCTION COMPANY (PVT) LTD	Building and maintenance services	308,542.35
Zimbabwe	COPIER KINGS (PVT) LTD T/A NASHUA	Printing, photo and AV equipment	36,239.44
Zimbabwe	CROCO MOTORS (PVT) LTD	Motor vehicles and parts	525,640.00
Zimbabwe	CROCO MOTORS (PVT) LTD	Transportation, storage, mail services	17,000.00
Zimbabwe	DANOFFICE	Domestic appliances and electronics	21,205.00
Zimbabwe	DANOFFICE	Editorial, design, graphic services	6,448.00
Zimbabwe	DANOFFICE	Electrical systems components	3,350.00
Zimbabwe	DANOFFICE	Engineering and research services	237,496.92
Zimbabwe	DANOFFICE	Financial and insurance services	2,360.00

Location of supplier	Supplier name	Category description	Value (USD)
UNDP continued			
Zimbabwe	DANOFFICE	IT and communications equipment	588,788.10
Zimbabwe	DANOFFICE	Material handling machinery	100.00
Zimbabwe	DANOFFICE	Medical equipment	57,048.74
Zimbabwe	DANOFFICE	Transportation, storage, mail services	27,718.00
Zimbabwe	DATA CONTROL SYS. T/A LIQUID TELECOM	Engineering and research services	54,000.00
Zimbabwe	DATA CONTROL SYS. T/A LIQUID TELECOM	Politics and civic affairs services	6,150.00
Zimbabwe	DATA CONTROL SYS. T/A LIQUID TELECOM	Public sector related services	7,500.00
Zimbabwe	DELMA PRINTERS	Editorial, design, graphic services	234,698.34
Zimbabwe	DELMA PRINTERS	Published products	800.00
Zimbabwe	DELOITTE ADVISORY SERVICES (PVT) LTD	Financial and insurance services	31,350.00
Zimbabwe	DROMIC ENTERPRISES	Building and maintenance services	194,560.75
Zimbabwe	ECONET WIRELESS (PVT) LTD	Public sector related services	33,577.40
Zimbabwe	EMCURE PHARMACEUTICALS LTD	Pharmaceuticals, contraceptives, vaccines	1,773,480.60
Zimbabwe	EMPOWER SCHOOL OF HEALTH LLP	Healthcare services	141,445.00
Zimbabwe	ERNST & YOUNG ADVISORY SERVICES PVT LTD	Financial and insurance services	149,000.00
Zimbabwe	EXODUS & COMPANY (PVT) LTD	Building and maintenance services	367,471.15
Zimbabwe	EXTROVERT AMBITIONS (PVT) LTD	Building and maintenance services	30,055.78
Zimbabwe	FEATHERBUSH (PVT) LTD	Medical equipment	31,800.00
Zimbabwe	FIMA ENTERPRISES PVT LTD	Laboratory and testing equipment	273,282.63
Zimbabwe	FIONA MUCHBETTER DHAFI	Management and admin services	56,324.00
Zimbabwe	GSOL ENERGY GLOBAL A/S	Building and maintenance services	2,021,532.12
Zimbabwe	GSOL ENERGY GLOBAL A/S	Transportation, storage, mail services	305,400.00
Zimbabwe	HYGIENIC SERVICES (HRE) (PVT) LTD	Building and maintenance services	39,661.02
Zimbabwe	J&P SECURITY	Public order and security services	221,404.43
Zimbabwe	J.R. GODDARD CONTRACTING (PVT) LTD	Building and maintenance services	202,372.80
Zimbabwe	J.R. GODDARD CONTRACTING (PVT) LTD	Public sector related services	34,703.54
Zimbabwe	J.R. GODDARD CONTRACTING (PVT) LTD	Structures, construction components	2,191,428.98
Zimbabwe	KIMJAY TRADING P/L T/A CARE PRINTERS	Editorial, design, graphic services	64,605.00
Zimbabwe	KINGSPORT INVESTMENTS	Editorial, design, graphic services	42,770.00
Zimbabwe	LTE MEDICAL SUPPLIES (PTY) LTD	Laboratory and testing equipment	2,400.00
Zimbabwe	LTE MEDICAL SUPPLIES (PTY) LTD	Medical equipment	246,100.00
Zimbabwe	LTE MEDICAL SUPPLIES (PTY) LTD	Motor vehicles and parts	426,000.00
Zimbabwe	LTE MEDICAL SUPPLIES (PTY) LTD	Transportation, storage, mail services	10,000.00
Zimbabwe	MEDICINES CONTROL AUTHORITY OF ZWE	Pharmaceuticals, contraceptives, vaccines	31,450.00
Zimbabwe	MEDSURE HEALTH CARE PVT LTD	Laboratory and testing equipment	292,439.00
Zimbabwe	MUTATE ENTERPRISES P/L T/A JENITA ENG.	Public order and security services	31,050.00
Zimbabwe	NAME WITHHELD FOR SECURITY REASONS	Management and admin services	436,584.25
Zimbabwe	NAME WITHHELD FOR SECURITY REASONS	Transportation, storage, mail services	15,390.00
Zimbabwe	PEARL PROPERTIES (2006) LTD T/A OYSTER	Building and maintenance services	96,000.00
Zimbabwe	PEARL PROPERTIES (2006) LTD T/A OYSTER	Management and admin services	644,940.00
Zimbabwe	SABLE PRESS (PVT.) LTD	Editorial, design, graphic services	243,994.59
Zimbabwe	SANDENT TRADING (PVT) LTD TA	Building and maintenance services	424,799.40
Zimbabwe	SFI CONSTRUCTORS (PVT) LTD	Building and maintenance services	359,379.15
Zimbabwe	THIGTECT ENTERPRISES T/A CIVIL WORKS ENG	Laboratory and testing equipment	286,204.85
Zimbabwe	THOREX CC	Editorial, design, graphic services	142,822.50
Zimbabwe	TOTAL ZIMBABWE PVT LTD	Fuels and lubricants etc.	89,109.64
Zimbabwe	TOYOTA ZIMBABWE (PVT) LTD	Motor vehicles and parts	54,144.00
Zimbabwe	TOYOTA ZIMBABWE (PVT) LTD	Transportation, storage, mail services	5,758.80
Zimbabwe	TWENTY FIRST CENTURY BUILDING CONTRACTOR	Building and maintenance services	300,768.25
Zimbabwe	TWENTY THIRD CENTURY SYSTEMS	Management and admin services	5,629.25
Zimbabwe	TWENTY THIRD CENTURY SYSTEMS	Public sector related services	50,663.25
Zimbabwe	VALUATION CONSORTIUM (PVT) LTD	Building and maintenance services	12,110.00
Zimbabwe	VALUATION CONSORTIUM (PVT) LTD	Engineering and research services	1,400.00
Zimbabwe	VALUATION CONSORTIUM (PVT) LTD	Farming, fishing, forestry services	67,900.00
Zimbabwe	VALUATION CONSORTIUM (PVT) LTD	Industrial manufacturing services	3,500.00
Zimbabwe	VALUATION CONSORTIUM (PVT) LTD	Office equipment	2,100.00
Zimbabwe	VAN DER BERG FACILITIES MANAGEMENT (PVT)	Building and maintenance services	279,296.40
Zimbabwe	WILLIS LIMITED	Financial and insurance services	73,997.83
Zimbabwe	ZIMBABWE ELECTRICITY SUPPLY AUTHORITY	Public sector related services	60,000.01
Zimbabwe	ZIMBABWE NANTONG INTERNATIONAL PVT LTD	Structures, construction components	1,953,024.35
UNECA			
Australia	CONRAD GARGETT PTY LTD	Engineering and research services	1,474,543.82
Austria	KREPS HANDELSGESELLSCHAFT NACHFOLGE	IT and communications equipment	40,747.05
Austria	ROSENBAUER INTERNATIONAL AG	Motor vehicles and parts	313,108.59
Cameroon	ARCHI BUSINESS SARL	Engineering and research services	75,000.00
Cameroon	CAMEROON TELECOMMUNICATIONS CORP.	Public sector related services	78,071.00
Cameroon	TRACTAFRIC EQUIPMENT CAMEROUN SARL	Power generation machinery	58,716.83
Denmark	DANOFFICE APS (DENMARK)	IT and communications equipment	741,540.90
Denmark	DANOFFICE APS (DENMARK)	Office equipment	357,235.93
Denmark	PHOENIX DESIGN AID A/S	Editorial, design, graphic services	57,150.00
Denmark	UNOPS-HQ	Editorial, design, graphic services	60,000.00
Ethiopia	BETHELEHEM CLEANING SERVICE	Industrial cleaning services	173,226.41
Ethiopia	CAPITAL HOTEL AND SPA	Travel, food and lodging	67,260.54
Ethiopia	CCS COMSERVICE SOLUTIONS PLC	Building and maintenance services	499,773.00
Ethiopia	DHL WORLDWIDE EXPRESS ETHIOPIA PLC	Transportation, storage, mail services	65,265.95
Ethiopia	DSCOPE PLC	Editorial, design, graphic services	30,000.00
Ethiopia	EQUATORIAL BUSINESS GROUP PLC	Pharmaceuticals, contraceptives, vaccines	45,177.02
Ethiopia	ETHIO NATIONAL TOUR AND TRAVEL OPER	Transportation, storage, mail services	59,262.71
Ethiopia	ETHIOPIAN ELECTRIC UTILITY	Public sector related services	314,734.14
Ethiopia	FISCOMM ENGINEERING	Building and maintenance services	66,188.93
Ethiopia	FOUNTAIN INTERNATIONAL TRADING P.L.	Transportation, storage, mail services	31,184.94
Ethiopia	GETACHEW TUFA B.C	Engineering and research services	112,685.40
Ethiopia	KIFIYA FINANCIAL TECHNOLOGY PLC	Public sector related services	182,737.46
Ethiopia	MEKETE DEMISSIE LANDSCAPING &GRDENI	Building and maintenance services	141,656.62

Location of supplier	Supplier name	Category description	Value (USD)
UNECA continued			
Ethiopia	MH ENGINEERING PLC	Engineering and research services	38,471.87
Ethiopia	MINISTRY OF COMMUNICATIONS AND	Public sector related services	40,000.00
Ethiopia	MKTY INFORMATION TECHNOLOGY SERVICE	Education and training services	39,000.00
Ethiopia	RAMA CONSTRUCTION PLC	Building and maintenance services	403,308.00
Ethiopia	SAMUEL SAHLEMARIAM BUILDING CONTRACTOR	Building and maintenance services	450,000.00
Ethiopia	SETS GENERAL TRADING PLC	Building and maintenance services	193,752.37
Ethiopia	SIGMA ELECTRIC PLC	Building and maintenance services	927,221.79
France	GROUPE MULLIEZ FLORY	Apparel, luggage and personal care	185,003.46
Germany	FLEISCHHACKER GMBH & CO. KG	Medical equipment	128,588.05
Gibraltar	TOYOTA (GIBRALTAR) STOCKHOLDINGS LI	Motor vehicles and parts	394,713.88
India	RKS CORPORATION	Office equipment	37,733.00
Ireland	MICROSOFT IRELAND OPERATIONS LIMITED	IT and communications equipment	65,241.49
Italy	ELECTROLUX PROFESSIONAL SPA	Services industry equipment	45,514.00
Italy	STUDIO MARTINI INGEGNERIA S.R.L.	Engineering and research services	49,087.00
Italy	UNSSC	Education and training services	48,000.00
Kenya	ELITE DIGITAL SOLUTIONS	Engineering and research services	34,560.00
Kenya	ELITE DIGITAL SOLUTIONS	IT and communications equipment	300,000.00
Kenya	HAMILTON GROUP LIMITED	Industrial manufacturing services	37,672.59
Kenya	MFI MANAGED DOCUMENTS SOLUTIONS	Industrial manufacturing services	70,000.00
Kenya	MFI MANAGED DOCUMENTS SOLUTIONS	Management and admin services	35,000.00
Kenya	MFI MANAGED DOCUMENTS SOLUTIONS	Office equipment	71,750.00
Kenya	NJIMIA PHARMACY LIMITED	Pharmaceuticals, contraceptives, vaccines	256,910.78
Kenya	VICTORIA FURNITURES LIMITED	Furniture	126,854.00
Mauritius	PROTEGO WORLDWIDE LTD	Engineering and research services	45,076.29
Mauritius	PROTEGO WORLDWIDE LTD	Laboratory and testing equipment	189,388.00
Morocco	TRAVAUX DOMESTIQUES SARL	Public order and security services	33,183.49
Netherlands	INTERNATIONAL PROCUREMENT AGENCY BV	IT and communications equipment	40,968.16
Nigeria	SATGURU TRAVEL AND TOUR SERVICE	Travel, food and lodging	343,434.34
Republic of Korea	BHL CO. LTD (BHL-KOREA)	Motor vehicles and parts	35,500.00
Rwanda	RWANDA INSPIRATION BACKUP LTD	Editorial, design, graphic services	65,000.00
Singapore	DILUCIDAR PTE LTD	Editorial, design, graphic services	172,625.00
South Africa	BYTES DOCUMENT SOLUTIONS A DIVISION	Office equipment	34,707.11
South Africa	EBSCO INTERNATIONAL INC	Public sector related services	85,427.32
South Africa	POKEN AFRICA CC	Engineering and research services	54,400.00
South Africa	SCHINDLER SA INVESTMENT HOLDINGS (P	Building and maintenance services	195,000.00
Switzerland	INTERTRADE INTERNATIONALSERVICESSA	IT and communications equipment	40,968.20
Switzerland	INTERTRADE INTERNATIONALSERVICESSA	Live plant and animal material	48,012.78
Switzerland	PILATUS SERVICE GMBH	Building and maintenance services	1,081,064.00
Uganda	KNOWLEDGE CONSULTING LIMITED	Management and admin services	110,702.00
Uganda	TARGET LINK UGANDA LIMITED	Power generation machinery	239,463.18
United Arab Emirates	AFRA INTERNATIONAL DMCC	Office equipment	74,850.00
United Arab Emirates	AFRA INTERNATIONAL DMCC	Tools and general machinery	74,500.00
United Arab Emirates	AL NOOR FZE LIMITED LIABILITY COM	Medical equipment	64,200.00
United Arab Emirates	AVALON INTERNATIONAL GENERAL TRADIG	IT and communications equipment	38,895.00
United Arab Emirates	AVANTGARDE INC FZCO	Apparel, luggage and personal care	66,764.00
United Arab Emirates	BOSTON MEDICAL FZE	Medical equipment	71,600.00
United Arab Emirates	OKI GENERAL TRADING LLC	Apparel, luggage and personal care	253,078.20
United Arab Emirates	OKI GENERAL TRADING LLC	Domestic appliances and electronics	179,875.00
United Arab Emirates	OKI GENERAL TRADING LLC	Electrical systems components	59,440.65
United Arab Emirates	TRUEBELL MARKETING & TRADING LLC	Power generation machinery	143,830.00
United Kingdom of Great Britain and Northern Ireland	BANNERBRIDGE PLC	Office equipment	30,401.00
United Kingdom of Great Britain and Northern Ireland	BUDGET CONFERENCES LIMITED	Education and training services	32,000.00
United Kingdom of Great Britain and Northern Ireland	ELSEVIER LTD	Public sector related services	43,900.00
United Kingdom of Great Britain and Northern Ireland	EUROMONEY TRADING PLC	Travel, food and lodging	78,250.93
United Kingdom of Great Britain and Northern Ireland	GAPUMA (U.K.) LIMITED	IT and communications equipment	46,800.00
United Kingdom of Great Britain and Northern Ireland	GAPUMA (U.K.) LIMITED	Office equipment	57,996.15
United Kingdom of Great Britain and Northern Ireland	HUNTER PENROSE SUPPLIES LTD	Printing, photo and AV equipment	42,132.60
United Kingdom of Great Britain and Northern Ireland	MOTOROLA SOLUTIONS UK LIMITED	IT and communications equipment	202,335.00
United Kingdom of Great Britain and Northern Ireland	OYSTER INFORMATION MANAGEMENT SOLUT	Engineering and research services	42,610.74
United Kingdom of Great Britain and Northern Ireland	SHEARGOLD LIMITED.	Paper materials and products	142,010.00
United Kingdom of Great Britain and Northern Ireland	SHEARGOLD LIMITED.	Security and safety equipment	61,405.40
United States of America	CHECK POINTSOFTWARETECHNOLOGIESINC.	Engineering and research services	77,935.00
United States of America	CISCO SYSTEMS INC	Engineering and research services	299,624.50
United States of America	CISCO SYSTEMS INC	IT and communications equipment	292,907.24
United States of America	CISCO SYSTEMS INC	Printing, photo and AV equipment	472,985.00
United States of America	CISCO SYSTEMS INC	Security and safety equipment	225,464.68
United States of America	COMMUNICATIONS DEVELOPMENT INC.	Editorial, design, graphic services	132,300.00
United States of America	DEEP WEB TECHNOLOGIES INC.	Engineering and research services	30,000.00
United States of America	EMC CORPORATION	IT and communications equipment	279,600.10
United States of America	GLOBECOMM SYSTEMS INC.	IT and communications equipment	92,948.00
United States of America	LENOVO (UNITED STATES) INC	IT and communications equipment	481,408.00
United States of America	RX TOOLING CORPORATION	Motor vehicles and parts	69,022.50
United States of America	SOME'S UNIFORMS INC.	Apparel, luggage and personal care	52,972.50
United States of America	THOMSON REUTERS (SCIENTIFIC) INC.	IT and communications equipment	39,470.00
United States of America	TRANSFAIR NORTH AMERICA INTERNATION	Transportation, storage, mail services	50,055.15
UNESCO			
Afghanistan	AFGHAN EUROPEHI ASER LTD	Distribution equipment	459,735.80
Afghanistan	BRIGHT AFGHANISTAN LOGISTIC SERVICE	Distribution equipment	236,015.84
Afghanistan	DEPUTY MINISTRY OF TECHNICAL, VOCAT	Education and training services	60,840.00
Afghanistan	IO GLOBAL SERVICES PRIVATE LTD	Engineering and research services	31,133.57
Afghanistan	KHALIQ KABIR CONSTRUCTION COMPANY	Building and maintenance services	2,415,164.32
Afghanistan	MOE FOR LITERACY	Education and training services	296,638.36
Afghanistan	MOULANA BALKHI PRINTING PRESS	Editorial, design, graphic services	1,943,875.00
Afghanistan	MUJIB AFGHAN ZAZAIWAL LTD.	Musical instruments and arts and crafts	2,149,860.00

Location of supplier	Supplier name	Category description	Value (USD)
UNESCO continued			
Afghanistan	SAADAT PRINTING PRESS	Editorial, design, graphic services	81,987.00
Afghanistan	STRATEX HOSPITALITY	Management and admin services	597,864.00
Afghanistan	UNDP REPRESENTATIVE IN AFGHANISTAN	Motor vehicles and parts	72,694.45
Afghanistan	UNDP REPRESENTATIVE IN AFGHANISTAN	Public order and security services	33,987.01
Algeria	HUMAN DEVELOPMENT NETWORK - HDN	Education and training services	72,029.03
Andorra	LA CAIXA DE LA LLUM PRODUCCIONS,SL	Editorial, design, graphic services	36,000.00
Arab Countries	ALMADAEN FOR CONSTRUCTION	Building and maintenance services	163,095.10
Arab Countries	MINISTRY OF TOURISM AND ANTIQUITIES	Politics and civic affairs services	30,000.00
Arab Countries	PALSAFE	Public order and security services	50,985.00
Arab Countries	THE PALESTINIAN YOUTH ASSOCIATION	Public sector related services	30,000.00
Argentina	ADRIAN CLAUDIO RODRIGUEZ	Politics and civic affairs services	35,180.00
Argentina	DISEÑO Y ANIMACION S.A.	Politics and civic affairs services	38,600.00
Argentina	FLACSO FACULTAD LATINOAMERICANA	Education and training services	58,880.00
Argentina	NOSLOS S.R.L.	Editorial, design, graphic services	67,700.00
Argentina	NOSLOS S.R.L.	Politics and civic affairs services	49,520.00
Australia	AUSTRALIAN COUNCIL FOR EDUCATIONAL	Education and training services	454,665.40
Austria	UNODC	Engineering and research services	108,906.00
Bahamas	BRITISH COLONIAL HILTON HOTEL	Management and admin services	50,165.00
Bangladesh	MANAGEMENT SOLUTION (EIMS) LIMITED	Building and maintenance services	155,829.12
Bangladesh	MASARRAT KHAN	Management and admin services	50,801.64
Bangladesh	SECUREX LIMITED	Security and safety equipment	30,333.04
Belgium	ACTION FOR HOPE	Education and training services	24,380.00
Belgium	ACTION FOR HOPE	Politics and civic affairs services	72,598.00
Belgium	FONDATION CONFÉRENCE MONDIALE	Politics and civic affairs services	57,537.40
Belgium	NEREA BELGIUM	Engineering and research services	576,609.38
Belgium	SITA	Public sector related services	57,537.40
Belgium	TELEVIC CONFERENCE	Domestic appliances and electronics	48,008.18
Belgium	VLAAMS INSTITUUT VOOR DE ZEE	Engineering and research services	39,903.74
Belgium	VO COMMUNICATION	Management and admin services	44,786.31
Benin	AFRIQUE DESTINATION SARL	Transportation, storage, mail services	30,000.00
Bhutan	GROSS NATIONAL HAPPINESS	Politics and civic affairs services	40,000.00
Bonaire, Sint Eustatius and Saba	FUNDASHON HISTÓRIKO KULTURAL BONERI	Politics and civic affairs services	35,500.00
Bosnia and Herzegovina	"NEIMARI" D.O.O. SARAJEVO	Politics and civic affairs services	73,750.00
Bosnia and Herzegovina	KABAS D.O.O. SARAJEVO	Politics and civic affairs services	30,374.92
Brazil	ABIC MARKETING E CONSULTORIA PROMOC	Management and admin services	39,929.94
Brazil	ACAO SOCIAL NOSSA SENHORA DO PERPET	Politics and civic affairs services	91,581.97
Brazil	ADD - ASSOCIACAO DESPORTIVA PARA DE	Politics and civic affairs services	91,933.26
Brazil	AGENCIA TERRUA LTDA	Education and training services	95,845.66
Brazil	ANDI AGENCIA DE NOTICIAS DOS DIREIT	Management and admin services	49,984.09
Brazil	APAE - ASSOCIACAO DE PAIS E AMIGOS	Politics and civic affairs services	80,084.44
Brazil	ASSOCIACAO AFRO DIDARA & COMPANHIA	Politics and civic affairs services	79,624.39
Brazil	ASSOCIACAO APOIO PACIENTES FILA DE	Organizations and clubs	30,179.10
Brazil	ASSOCIACAO ASSISTENCIAL DOM LUIZ GU	Politics and civic affairs services	90,600.86
Brazil	ASSOCIACAO BENEFICENTE EVANGELICA F	Politics and civic affairs services	45,309.63
Brazil	ASSOCIACAO BRASILEIRA DE PROMOCAO D	Management and admin services	37,405.54
Brazil	ASSOCIACAO BRASILEIRA KOSMOS DE ART	Travel, food and lodging	34,077.25
Brazil	ASSOCIACAO CARIRIENSE DE LUTA CONTR	Organizations and clubs	58,234.94
Brazil	ASSOCIACAO CENTRO AMERICA DE KARATE	Politics and civic affairs services	49,816.06
Brazil	ASSOCIACAO CENTRO AMERICA DE KARATE	Travel, food and lodging	26,824.03
Brazil	ASSOCIACAO CIVIL QUINTAL DA CASA DE	Politics and civic affairs services	47,130.60
Brazil	ASSOCIACAO COLATINENSE DE E PARA A	Politics and civic affairs services	91,968.13
Brazil	ASSOCIACAO CRESCER NO CAMPO	Politics and civic affairs services	34,947.89
Brazil	ASSOCIACAO DAS PROSTITUTAS DO ESTAD	Healthcare services	33,637.30
Brazil	ASSOCIACAO DAS TRAVESTIS E TRANSEXU	Healthcare services	37,369.10
Brazil	ASSOCIACAO DE DESENVOLVIMENTO COMUN	Politics and civic affairs services	47,467.81
Brazil	ASSOCIACAO DE MULHERES EM ACAO DE P	Education and training services	32,924.59
Brazil	ASSOCIACAO DE MULHERES INDEPENDENTE	Politics and civic affairs services	88,497.86
Brazil	ASSOCIACAO DOS BIBLIOTECARIOS DO DI	Public order and security services	34,230.66
Brazil	ASSOCIACAO DOS SKATISTAS DE COLIDER	Travel, food and lodging	45,797.97
Brazil	ASSOCIACAO EDUCACIONAL DE DESENVOLV	Politics and civic affairs services	73,672.60
Brazil	ASSOCIACAO EXPERIMENTAL DE MIDIA CO	Politics and civic affairs services	49,580.91
Brazil	ASSOCIACAO ITABERINA DOS BATISTAS N	Politics and civic affairs services	57,162.94
Brazil	ASSOCIACAO LAR DO PEQUENO ASSIS	Politics and civic affairs services	81,154.94
Brazil	ASSOCIACAO LITERARIA SAO BOAVENTURA	Organizations and clubs	36,118.07
Brazil	ASSOCIACAO MATOGROSSENSE DOS CEGOS	Education and training services	47,377.37
Brazil	ASSOCIACAO MENORES COM CRISTO	Politics and civic affairs services	61,312.07
Brazil	ASSOCIACAO PARA O DESENVOLVIMENTO C	Politics and civic affairs services	91,968.13
Brazil	ASSOCIACAO PE ENZO - SOLIDARIEDADE	Management and admin services	66,057.63
Brazil	ASSOCIACAO QUINTAL MAGICO	Politics and civic affairs services	91,906.80
Brazil	ASSOCIACAO SERGIPANA DE TRANSGENERO	Healthcare services	36,728.29
Brazil	ASSOCIACAO SITIO ESPERANCA	Politics and civic affairs services	72,348.25
Brazil	ASSOCICAO FENIX	Organizations and clubs	32,486.40
Brazil	BRANDAO E SILVA GRAFICA E WEB DESIG	Engineering and research services	44,451.25
Brazil	CASA FAMILIA ROSETTA	Building and maintenance services	35,884.13
Brazil	CENTRO ESCOLA MANGUE	Politics and civic affairs services	88,857.26
Brazil	CENTRO ESPIRITA BENEFICENTE 30 DE J	Politics and civic affairs services	46,097.34
Brazil	CESNIK, QUINTINO & SALINAS ADVOGADO	Management and admin services	47,566.02
Brazil	CHUVA INC.	Engineering and research services	35,460.00
Brazil	CITY SERVICE SEGURANCA LTDA	Public order and security services	52,521.48
Brazil	CONSELHO DE DESENVOLVIMENTO DAS COM	Politics and civic affairs services	79,605.16
Brazil	COOPERATIVA DEDO DE GENTE	Politics and civic affairs services	81,355.00
Brazil	E.P PILONIETA MATIS TECNOLOGIA - ME	Public order and security services	141,188.92
Brazil	ECOS-COMUNICACAO EM SEXUALIDADE	Organizations and clubs	35,778.23
Brazil	ECOTECH TECNOLOGIA AMBIENTAL E CONS	Environmental services	101,286.85

Location of supplier	Supplier name	Category description	Value (USD)
UNESCO continued			
Brazil	ELOGROUP DESENVOLVIMENTO E CONSULTO	Environmental services	108,038.60
Brazil	FIALHO, CANABRAVA, ANDRADE, SALLES	Education and training services	61,799.56
Brazil	FORMACAO - CENTRO DE APOIO A EDUCAC	Education and training services	82,801.97
Brazil	FORUM BRASILEIRO DE SEGURANCA PUBLI	Management and admin services	105,581.83
Brazil	FSB COMUNICACAO E PLANEJAMENTO ESTR	Management and admin services	49,260.46
Brazil	FUNDACAO GETULIO VARGAS	Education and training services	247,255.33
Brazil	FUNDACAO VIVER COM DIGNIDADE	Politics and civic affairs services	91,485.79
Brazil	GAUCHE PROMOCOES E EVENTOS LTDA	Management and admin services	335,610.03
Brazil	GAUCHE PROMOCOES E EVENTOS LTDA	Travel, food and lodging	209,216.79
Brazil	GD - GESTAO & DESENVOLVIMENTO EMPRE	Education and training services	58,105.60
Brazil	GEOECONOMICA ESTUDOS E PESQUISAS EM	Management and admin services	45,317.22
Brazil	GRUPO AFRO CULTURAL DANADOS DO REGG	Organizations and clubs	36,247.73
Brazil	GRUPO ARTE-E-RIA TEATRO E DANCA	Politics and civic affairs services	71,265.47
Brazil	GRUPO CONEXAO G	Organizations and clubs	32,014.63
Brazil	GRUPO DE INFORMATICA, COMUNICACAO E	Engineering and research services	78,362.97
Brazil	GRUPO NOS DO MORRO	Politics and civic affairs services	91,968.13
Brazil	GRUPO PELA VIDDA	Healthcare services	38,102.13
Brazil	GRUPO PIAUIENSE DE TRANSEXUAIS E TR	Healthcare services	36,089.80
Brazil	INSTITUICAO DE CARIDADE LAR PAULO D	Politics and civic affairs services	58,123.85
Brazil	INSTITUTO ALIANCA PROCOMEX	Engineering and research services	122,425.01
Brazil	INSTITUTO BOA VISTA	Editorial, design, graphic services	34,650.90
Brazil	INSTITUTO BRASILEIRO DE DIVERSIDADE	Organizations and clubs	30,587.80
Brazil	INSTITUTO EDSON ROYER	Politics and civic affairs services	31,637.03
Brazil	INSTITUTO ESTER ASSUMPCAO	Education and training services	36,117.73
Brazil	INSTITUTO FAZER ACONTECER	Politics and civic affairs services	87,800.43
Brazil	INSTITUTO LUTHER KING - ENSINO, PES	Politics and civic affairs services	77,598.68
Brazil	INSTITUTO NOISINHO DA SILVA	Politics and civic affairs services	91,954.63
Brazil	INSTITUTO RIOPRETENSE DOS CEGOS TRA	Management and admin services	35,254.44
Brazil	INSTITUTO RUMO NAUTICO	Politics and civic affairs services	82,464.74
Brazil	INSTITUTO TELLUS	Management and admin services	105,347.42
Brazil	INSTITUTO VIDA E ESPERANCA - IVES	Organizations and clubs	33,121.23
Brazil	IRMANDADE DO DIVINO ESPIRITO SANTO	Politics and civic affairs services	91,968.13
Brazil	IVAN FLEURY DE CAMPOS CURADO 307779	Management and admin services	45,885.60
Brazil	JB PROPAGANDA E MARKETING - EIRELI	Management and admin services	242,453.83
Brazil	KAREN MARTINS VITORIA 00230490140	Public order and security services	46,515.30
Brazil	KOINONIA - PRESENCA ECUMENCIA E SER	Organizations and clubs	33,720.54
Brazil	LAR DE MARIA	Politics and civic affairs services	39,098.85
Brazil	LIDERIT SOLUCOES EM INFORMATICA - L	Engineering and research services	100,135.64
Brazil	MCI BRASIL S/A	Management and admin services	79,535.03
Brazil	MOC MOVIMENTO DE ORGANIZACAO COMUNI	Politics and civic affairs services	86,113.14
Brazil	MODUS CONSULTORIA ORGANIZACIONAL EI	Education and training services	59,858.93
Brazil	MODUS CONSULTORIA ORGANIZACIONAL EI	Management and admin services	73,647.13
Brazil	MOVE AVALIACAO E ESTRATEGIA EM DESE	Politics and civic affairs services	139,993.63
Brazil	MOVIMENTO ITABIRITENSE DE LESBICAS	Healthcare services	31,675.47
Brazil	MSA SOLUTION - COMERCIO E SERVICOS	Engineering and research services	64,102.56
Brazil	NEOTECH SOLUCOES INTEGRADAS LTDA -	Management and admin services	136,407.15
Brazil	NOVOCICLO GESTAO EMPRESARIAL LTDA	Management and admin services	69,742.49
Brazil	OBRA SOCIAL DONA MECA	Politics and civic affairs services	91,740.39
Brazil	ONG CULTIVAR	Education and training services	91,686.07
Brazil	ORGANIZACAO MIRIM DE UNIAO DOS PALM	Management and admin services	75,462.91
Brazil	PAROLLE COMINICACOES E SERVICOS ESP	Management and admin services	47,202.57
Brazil	PASTORAL DE DST/AIDS-CNBB	Healthcare services	35,564.40
Brazil	PENNSOFT SISTEMAS DE AUTOMACAO LTDA	Engineering and research services	45,265.87
Brazil	PEQUI FILMES LTDA - EPP	Editorial, design, graphic services	97,725.73
Brazil	PREMIER EVENTOS LTDA	Management and admin services	200,138.59
Brazil	PREPARACAO DA CRIANCA E DO ADOLESCE	Management and admin services	35,137.93
Brazil	PROGRAMA DAS NAÇÕES UNIDAS PARA O D	Politics and civic affairs services	228,624.80
Brazil	PROJETO DO BEM-ESTAR COMUNITARIO	Politics and civic affairs services	58,822.81
Brazil	QUANTICA EMPRESA DE CONSULTORIA E S	Management and admin services	41,902.65
Brazil	RAIZ CONSULTORIA E PROJETOS LTDA	Management and admin services	41,304.33
Brazil	REDE NACIONAL DE PESSOAS TRANS - RE	Healthcare services	37,404.40
Brazil	REDE NACIONAL DE PESSOAS VIVENDO CO	Organizations and clubs	36,583.00
Brazil	REDEH - REDE DE DESENVOLVIMENTO HUM	Politics and civic affairs services	58,491.73
Brazil	RENAISSANCE DO BRASIL HOTELARIA LTD	Travel, food and lodging	42,882.37
Brazil	SBPI CONSULTORIA LTDA	IT and communications equipment	43,250.04
Brazil	TAPERA DAS ARTES	Politics and civic affairs services	90,741.87
Brazil	VISAO ADMINISTRACAO E CONSTRUCAO LT	Industrial cleaning services	149,541.35
Brazil	WALK ABROAD INTERCAMBIO LTDA - ME	Management and admin services	39,451.28
Brazil	WINDSOR BARRA HOTEL S/A	Management and admin services	45,752.27
Cambodia	ANGKOR ERA HOTEL	Travel, food and lodging	36,033.00
Cambodia	DIGITAL DIVIDE DATA (CAMBODIA) INC	Engineering and research services	519,042.24
Cambodia	ROYAL UNIVERSITY OF PHNOM PENH (RUP	Education and training services	44,000.00
Cameroon	ETS OZONE	Education and training services	30,220.31
Cameroon	ETS OZONE	Travel, food and lodging	1,895.20
Cameroon	G4S SECURITY SERVICES CAMEROON PLC	Public order and security services	30,222.96
Cameroon	GES	Building and maintenance services	56,722.32
Canada	CURRICULUM SERVICES CANADA/SERVICE	Education and training services	65,000.00
Canada	DINERS CLUB INTERNATIONAL	Transportation, storage, mail services	30,617.92
Canada	ENTREPRISE CANACTION INC.	Cleaning equipment	1,800.00
Canada	ENTREPRISE CANACTION INC.	Domestic appliances and electronics	3,700.00
Canada	ENTREPRISE CANACTION INC.	Furniture	24,424.00
Canada	ENTREPRISE CANACTION INC.	Services industry equipment	360.00
Canada	ENTREPRISE CANACTION INC.	Transportation, storage, mail services	8,716.00
Canada	MCNEIL ODDIE CONSULTING	Education and training services	74,328.00

Location of supplier	Supplier name	Category description	Value (USD)
UNESCO continued			
Canada	MINDS FOR FUTURE	Education and training services	44,520.00
Canada	MINDS FOR FUTURE	Transportation, storage, mail services	4,000.00
Canada	UDM (RENT & OTHER)	Management and admin services	215,619.86
Chad	ETS ALBASHA COMPUTER	Education and training services	8,090.92
Chad	ETS ALBASHA COMPUTER	Industrial manufacturing machinery	8,213.72
Chad	ETS ALBASHA COMPUTER	Tools and general machinery	17,728.63
Chad	GRANDE IMPRIMERIE DU TCHAD	Editorial, design, graphic services	72,711.47
Chad	IMPRIMERIE AZ	Editorial, design, graphic services	35,728.89
Chad	LIBRAIRIE LA SOURCE	Published products	160,363.44
Chad	LIBRAIRIE LA SOURCE	Transportation, storage, mail services	26,474.90
Chad	MOCTAR BRAHIM	Industrial manufacturing services	30,219.99
Chile	BASCUÑÁN E ILLANES ASESORÍAS LTDA.	Politics and civic affairs services	33,800.25
Chile	CENTRO DE ESTUDIO Y FORMACIÓN EN	Management and admin services	102,040.81
Chile	CLIODINAMICA ASESORÍAS	Management and admin services	31,446.54
Chile	CONSULTORÍA Y GESTIÓN GUD COMPANY S	Management and admin services	48,387.09
Chile	CORPORACIÓN DE DERECHO PRIVADO	Politics and civic affairs services	55,936.56
Chile	CORPORACIÓN PROGRAMA INTER-	Management and admin services	108,791.20
Chile	CORPORACIÓN PROGRAMA INTER-	Politics and civic affairs services	36,982.24
Chile	GESTACCION CONSULTORES S.A.	Education and training services	30,797.53
Chile	N P H CONSTRUCCIONES SPA	Building and maintenance services	102,386.67
Chile	ONELEVEN PRODUCCIONES	Management and admin services	142,194.74
Chile	PONT. UNIVERSIDAD CATÓLICA DE VALPA	Politics and civic affairs services	44,378.70
Chile	PONTIFICIA UNIVERSIDAD CATOLICA	Management and admin services	31,446.54
Chile	PONTIFICIA UNIVERSIDAD CATOLICA DE	Education and training services	40,000.00
Chile	PONTIFICIA UNIVERSIDAD CATÓLICA DE	Politics and civic affairs services	45,305.63
Chile	PPI CHILE SEGURIDAD LTDA.	Public order and security services	81,000.00
Chile	PRODUCTORA MONKY SPA	Management and admin services	138,138.14
Chile	TURISMO COSTANERA LIMITADA	Transportation, storage, mail services	124,944.00
Chile	UNIVERSIDAD CATÓLICA DE CHILE	Politics and civic affairs services	123,055.13
Chile	UNIVERSIDAD DE CHILE	Politics and civic affairs services	36,982.25
Chile	UNIVERSIDAD DE LA FRONTERA	Management and admin services	51,573.93
Chile	UNIVERSIDAD DIEGO PORTALES	Management and admin services	40,000.00
China	ACASUS LIMITED	Education and training services	49,200.00
China	BEIJING HOUSING SERVICE	Management and admin services	103,481.03
China	BEIJING MEIYA INTERNATIONAL AIR SER	Transportation, storage, mail services	31,428.98
China	BEIJING SHI DONGCHENG QU GUGONG PEI	Politics and civic affairs services	40,000.00
China	THE UNIVERSITY OF HONG KONG	Engineering and research services	45,000.00
China	WELCOME REPRESENTATION LIMITED	Management and admin services	48,000.00
China	ZHEJIANG UNIVERSITY	Politics and civic affairs services	34,490.00
China	ZTE CORPORATION	Domestic appliances and electronics	1,357.29
China	ZTE CORPORATION	Electrical systems components	2,165.13
China	ZTE CORPORATION	IT and communications equipment	231,850.74
China	ZTE CORPORATION	Printing, photo and AV equipment	73,748.07
China	ZTE CORPORATION	Transportation, storage, mail services	2,540.00
Congo	ECOLE NORMALE SUPERIEURE (E.N.S)	Land, building and structures	54,605.86
Costa Rica	COORDINACION EDUCATIVA Y CULTURAL	Education and training services	38,000.00
Costa Rica	ILEJI SA	Management and admin services	31,500.00
Cuba	INSTITUTO CUBANO DE LA MÚSICA	Management and admin services	147,234.30
Cuba	S. HAVANATUR T. AND T. LA HABANA	Management and admin services	303,728.25
Cyprus	AAS ARTS FOR ART	Politics and civic affairs services	22,418.00
Cyprus	AAS ARTS FOR ART	Transportation, storage, mail services	8,617.00
Democratic Republic of the Congo	DIRECTION PROVINCIALE DE L'EPSP TSH	Education and training services	46,200.00
Democratic Republic of the Congo	DIVISION PROVINCIALE DE L'EPSP MANI	Education and training services	31,500.00
Democratic Republic of the Congo	DIVISION PROVINCIALE EDUCATION	Education and training services	37,000.00
Democratic Republic of the Congo	DIVISION PROVINCIALE EPSP-KATANGA I	Education and training services	33,000.00
Democratic Republic of the Congo	INSPECTION GENERALE DE L'EPSP	Education and training services	43,534.00
Democratic Republic of the Congo	MICROCOM	Engineering and research services	39,242.04
Democratic Republic of the Congo	SECRETARIAT GENERAL	Education and training services	35,650.00
Denmark	DANICOM COMMUNICATIONS &	Management and admin services	69,185.00
Denmark	DANOFFICE	Apparel, luggage and personal care	836.00
Denmark	DANOFFICE	Financial and insurance services	1,735.00
Denmark	DANOFFICE	IT and communications equipment	377,888.35
Denmark	DANOFFICE	Material handling machinery	43,110.00
Denmark	DANOFFICE	Printing, photo and AV equipment	9,054.00
Denmark	DANOFFICE	Transportation, storage, mail services	16,865.00
Denmark	DANOFFICE IT	Apparel, luggage and personal care	374.00
Denmark	DANOFFICE IT	Financial and insurance services	204.00
Denmark	DANOFFICE IT	IT and communications equipment	33,262.00
Denmark	DANOFFICE IT	Transportation, storage, mail services	2,270.00
Denmark	UNDP PROCUREMENT SUPPORT OFFICE	Motor vehicles and parts	129,660.00
Denmark	UNDP PROCUREMENT SUPPORT OFFICE	Public sector related services	1,550.00
Denmark	UNDP PROCUREMENT SUPPORT OFFICE	Transportation, storage, mail services	6,568.00
Denmark	UNOPS	Financial and insurance services	21.98
Denmark	UNOPS	Management and admin services	1,998.06
Denmark	UNOPS	Motor vehicles and parts	37,614.27
Denmark	UNOPS	Transportation, storage, mail services	2,325.00
Djibouti	DJIBOUTI PALACE KEMPINSKI	Management and admin services	43,780.05
Djibouti	WORLD HEALTH ORGANIZATION	Management and admin services	32,900.00
Ecuador	COMISIÓN PERMANENTE DE PACÍFICO SUR	Management and admin services	42,000.00
Ecuador	GOBIERNO MUNICIPAL DEL CANTÓN ALAUS	Politics and civic affairs services	34,963.90
Ecuador	IKIAM E.P.	Building and maintenance services	41,000.00
Ecuador	SECURITAS	Public order and security services	39,018.96
Egypt	ARAB NETWORK FOR LITERACY AND ADULT	Education and training services	38,287.14
Egypt	BEE MEDIA PRODUCTIONS	Editorial, design, graphic services	30,261.50

Location of supplier	Supplier name	Category description	Value (USD)
UNESCO continued			
Egypt	COMTEC (S.A.E)	Security and safety equipment	120,037.56
Egypt	MONTE CARLO TOURS (MCT)	Management and admin services	71,005.40
Egypt	RAYA ELECTRONICS	IT and communications equipment	36,556.41
Egypt	SAFETY EGYPT FOR TRADING & SUPPLYIN	Security and safety equipment	79,619.05
Ethiopia	UNECA	Management and admin services	112,242.11
Finland	NIILO MAKI FOUNDATION	Engineering and research services	34,000.00
France	ACCESS IT COMPANY	Engineering and research services	47,032.44
France	ALUMA PRODUCTIONS / TCHACK	Editorial, design, graphic services	33,581.57
France	AMERICAN EXPRESS CARTE FRANCE	Transportation, storage, mail services	350,324.66
France	ANTEMETA	Engineering and research services	41,426.94
France	APX INTÉGRATION	Engineering and research services	375,564.05
France	APX INTÉGRATION	IT and communications equipment	125,841.57
France	ART GRAPHIQUE & PATRIMOINE SARL	Politics and civic affairs services	61,297.92
France	ATLANTIQUE TRADUCTION SARL	Editorial, design, graphic services	47,425.20
France	AURIGA	Engineering and research services	93,961.76
France	AWP HEALTH & LIFE S.A.	Financial and insurance services	50,391.90
France	BAK SYSTEMES	Structures, construction components	619,981.26
France	BAMBASI PROD	Editorial, design, graphic services	76,629.37
France	BCDS	IT and communications equipment	48,700.71
France	BFL DEXIS	Building and maintenance services	33,951.74
France	BIBLIOMONDO FRANCE	Engineering and research services	202,553.05
France	CANON FRANCE	Editorial, design, graphic services	186,158.81
France	CASTELIS	Engineering and research services	38,229.21
France	CESA	Building and maintenance services	67,114.36
France	COMPAGNIE FRANCAISE D'INFORMATIQUE	IT and communications equipment	38,165.80
France	CORNERSTONE ONDEMAND LTD	IT and communications equipment	77,330.26
France	COUR DES COMPTES	Financial and insurance services	351,479.00
France	CP BOURG SA	Building and maintenance services	36,927.52
France	CP BOURG SA	Printing, photo and AV equipment	35,366.89
France	CPCU	Public sector related services	1,380,897.58
France	DELL COMPUTER S.A.	IT and communications equipment	49,733.10
France	DELL COMPUTER S.A.	Politics and civic affairs services	160.45
France	DELTA SECURITY SOLUTIONS	Building and maintenance services	828,294.83
France	DERICHEBOURG ENERGIE	Building and maintenance services	536,669.53
France	DHL INTERNATIONAL EXPRESS	Transportation, storage, mail services	480,662.18
France	EAU DE PARIS EPIC	Public sector related services	138,089.76
France	EDF	Public sector related services	155,638.85
France	EKZ FRANCE	Furniture	39,694.40
France	ELECTRICITE DE FRANCE	Public sector related services	41,318.19
France	ENGIE (GAZ DE FRANCE)	Public sector related services	32,017.20
France	ETAIR IDF	Building and maintenance services	158,359.55
France	EUROGROUP CONSULTING	Education and training services	34,310.65
France	EVIAN RESORT	Travel, food and lodging	33,091.34
France	FRANCE CLAIRE	Industrial cleaning services	72,207.72
France	GRAS SAVOYE	Financial and insurance services	139,368.27
France	GYROHSR	Management and admin services	34,128.91
France	HONEYWELL SA	Building and maintenance services	69,191.04
France	I-TRACING	Engineering and research services	32,220.94
France	IBIS PARIS TOUR EIFFEL CAMBRONNE 15	Travel, food and lodging	80,563.52
France	ICONEM	Engineering and research services	32,665.00
France	ICONEM	Politics and civic affairs services	81,404.00
France	INEO DIGITAL - ENGIE	Electrical systems components	25,613.38
France	INEO DIGITAL - ENGIE	IT and communications equipment	9,460.02
France	LA POSTE - PARIS SUD OUEST	Transportation, storage, mail services	110,879.19
France	LISANDRE SARL	Building and maintenance services	232,317.54
France	LIXXBAIL	Management and admin services	108,364.60
France	MAFOUZ-PROTOHISTOIRE	Engineering and research services	125,108.00
France	MASAO	Engineering and research services	30,966.63
France	MERCER CONSULTING	Financial and insurance services	32,825.71
France	MICROSOFT FRANCE SAS	Engineering and research services	97,456.85
France	MKG ENTREPRISE	Building and maintenance services	46,518.46
France	MSH INTERNATIONAL	Financial and insurance services	1,251,665.02
France	NEOXIA	Engineering and research services	65,558.57
France	NXO FRANCE	Building and maintenance services	23,069.28
France	NXO FRANCE	IT and communications equipment	715,870.74
France	NXO FRANCE	Public sector related services	245,540.23
France	OCE FINANCE	Editorial, design, graphic services	62,978.14
France	OFFICE INTERNATIONAL DE L'EAU	Education and training services	125,994.27
France	OPTEOR IMMOTIC	Building and maintenance services	37,260.22
France	ORACLE	IT and communications equipment	55,664.95
France	ORANGE	Public sector related services	318,037.52
France	OSILOG	Management and admin services	312,239.96
France	OTIS	Building and maintenance services	100,855.01
France	PIERRON ASCO & CELDA	Financial and insurance services	616.10
France	PIERRON ASCO & CELDA	Musical instruments and arts and crafts	34,868.41
France	PIERRON ASCO & CELDA	Transportation, storage, mail services	5,730.35
France	PINSON PAYSAGE	Farming, fishing, forestry services	65,464.92
France	QUALIGIENE CONSULTING	Industrial cleaning services	31,484.52
France	RICOH FRANCE S.A.	Editorial, design, graphic services	150,315.43
France	RICOH FRANCE S.A.	Management and admin services	42,356.72
France	SADE-CGTH	Power generation machinery	76,380.67
France	SADE-CGTH	Public sector related services	1,956.27
France	SAMSIC 1	Industrial cleaning services	954,129.12
France	SAP FRANCE S.A.	Engineering and research services	1,147,295.58

Location of supplier	Supplier name	Category description	Value (USD)
UNESCO continued			
France	SASU DEVCOLLAB	Engineering and research services	77,013.81
France	SCC	IT and communications equipment	270,233.76
France	SERVICES DE RESTAURATION DE	Travel, food and lodging	34,843.20
France	SFR BUSINESS TEAM	Public sector related services	106,724.00
France	SOUND LIGHT EVENEMENT	Printing, photo and AV equipment	102,494.31
France	SPIE ICS	Public sector related services	39,968.48
France	STEM PROPRETE	Industrial cleaning services	1,242,658.68
France	STL RENOVATION	Building and maintenance services	62,402.80
France	STL RENOVATION	Security and safety equipment	1,811.72
France	SUDAC AIR SERVICES	Building and maintenance services	39,125.48
France	TECHNOPOLIS FRANCE	Management and admin services	92,120.00
France	TRADUCTEO	Editorial, design, graphic services	33,326.52
France	VERIZON FRANCE	Engineering and research services	67,664.04
France	WALMAR SARL	Building and maintenance services	37,347.73
France	WEBISTAN SARL	Management and admin services	35,377.50
France	WEBISTAN SARL	Politics and civic affairs services	10,613.25
France	XEROX FINANCIAL SERVICES	Management and admin services	78,926.89
Gabon	EWAY	Electrical systems components	1,186.75
Gabon	EWAY	Office equipment	30,556.57
Gabon	NEBULIA TECHNOLOGIES	Building and maintenance services	69,599.34
Gabon	NEBULIA TECHNOLOGIES	IT and communications equipment	9,460.93
Gabon	NEBULIA TECHNOLOGIES	Material handling machinery	1,417.00
Gabon	NEBULIA TECHNOLOGIES	Security and safety equipment	1,900.77
Gambia	GAMBIA PRESS UNION	Management and admin services	61,473.03
Germany	ADELPHI RESEARCH GEMEINÜTZIGE GMBH	Politics and civic affairs services	43,092.00
Germany	BRR BILDHAUERATELIER REST. & REK	Management and admin services	80,733.00
Germany	ICON-INSTITUTE GMBH & CO. KG	Management and admin services	45,500.00
Germany	LUFTHANSA AIRPLUS SERVICEKARTEN	Transportation, storage, mail services	32,827.81
Germany	S.PRO - SUSTAINABLE PROJECTS GMBH	Farming, fishing, forestry services	39,950.00
Germany	SPRINGER CUSTOMER SERVICE CENTER	Published products	131,830.11
Germany	UNITED NATIONS VOLUNTEERS	Building and maintenance services	89,331.00
Germany	UNIVERSITÄT HAMBURG	Management and admin services	194,500.00
Ghana	ELECTRICITY COMPANY OF GHANA	Public sector related services	31,760.64
Ghana	MINISTRY OF EDUCATION	Education and training services	37,052.20
Greece	GREEK NATIONAL COMMISSION	Management and admin services	30,000.00
Guatemala	GRUPO PORTALIS, S.A.	Management and admin services	40,224.00
Guinea-Bissau	ARCOP SARL LDA	Industrial manufacturing machinery	33,787.85
Guinea-Bissau	J.VENTURA ENG. &-CONSTRUÇÃO, SARL	Building and maintenance services	37,303.01
Haiti	AYITI-TEK	Printing, photo and AV equipment	39,975.00
Haiti	BUROMATIC	Office equipment	33,660.00
Haiti	CENTRE HAITIEN POUR L'EDUCATION	Education and training services	46,000.00
Haiti	CZART	Education and training services	43,180.80
Haiti	ENTREPRISES VETERAN	IT and communications equipment	37,200.00
Haiti	ENTREPRISES VETERAN	Printing, photo and AV equipment	11,400.00
Haiti	HAITIAN AMERICAN FIBERGLASS COMPANY	Furniture	48,000.00
Haiti	HAITIAN AMERICAN FIBERGLASS COMPANY	Transportation, storage, mail services	300.00
Haiti	PC HAITI S.A	Printing, photo and AV equipment	49,875.00
Haiti	TEK ZONE	IT and communications equipment	49,700.00
India	CORPORATE HOUSEKEEPING SERVICES PVT	Building and maintenance services	56,524.47
India	CRCI INDIA PVT LTD	Politics and civic affairs services	43,866.00
India	DELPHIANLOGIC TECHNOLOGIES PVT. LTD	Education and training services	35,250.00
India	G4S SECURE SOLUTIONS (INDIA) PVT. L	Public order and security services	92,196.13
India	H.S. ENTERPRISES	Security and safety equipment	30,812.59
India	IDYLLIC SOFTWARE PRIVATE LIMITED	Engineering and research services	96,000.00
India	M/S TOYOTA KIRLOSKAR MOTOR PVT. LTD	Motor vehicles and parts	39,076.33
India	NEW DELHI MUNICIPAL COUNCIL NDMC	Public sector related services	70,000.00
Indonesia	CV. PUDAK SCIENTIFIC	Education and training services	49,945.90
Indonesia	G4S SECURITY SERVICES, PT	Public order and security services	35,176.26
Indonesia	PERSADA UTAMA TIRTA LESTARI PT	Editorial, design, graphic services	33,128.52
Indonesia	PROJECT INDONESIA	Environmental services	40,766.42
Indonesia	PT GRHA ARSICON CIPTA PRIMA	Building and maintenance services	40,003.00
Indonesia	YVOIRE STRADCOM INDONESIA	Politics and civic affairs services	50,816.20
Iraq	AL ETAQ COMPANY FOR GENERAL TRADING	Building and maintenance services	98,395.92
Iraq	AL YACHT GENERAL TRADE COMPANY LTD	Furniture	34,992.00
Iraq	ALMASAHA COMPANY FOR TRADING	Laboratory and testing equipment	42,500.00
Iraq	AMAK GEOPHYSICAL EXPLORATION &	Politics and civic affairs services	47,891.52
Iraq	BARZA SECURITY	Public order and security services	68,888.50
Iraq	CHEMICAL CO. FOR TRADING OF	Politics and civic affairs services	49,500.00
Iraq	DIGITAL CITY	IT and communications equipment	49,500.00
Iraq	KESTA COMPANY FOR CONSTRUCTION	Building and maintenance services	67,106.00
Iraq	KESTA COMPANY FOR CONSTRUCTION	Farming, fishing, forestry services	57,654.00
Iraq	UNDP IRAQ	Management and admin services	56,730.00
Ireland	NEXUS EUROPE (IRL) LTD	Management and admin services	40,799.27
Ireland	THINK VISUAL LIMITED	Education and training services	44,500.00
Israel	UNDP - JERUSALEM	Public order and security services	38,813.69
Italy	ALPERIA ENERGY SRL	Public sector related services	226,294.35
Italy	AZIENDA TERRITORIALE PER L'EDILIZIA	Management and admin services	32,033.21
Italy	BASSANI ADRIATICO S.R.L.	Transportation, storage, mail services	45,504.91
Italy	BCD PROGETTI SRL	Politics and civic affairs services	40,515.00
Italy	C.T.S.S.R.L	Cleaning equipment	255.55
Italy	C.T.S.S.R.L	Distribution equipment	163.95
Italy	C.T.S.S.R.L	Domestic appliances and electronics	2,673.95
Italy	C.T.S.S.R.L	Electrical systems components	453.30
Italy	C.T.S.S.R.L	Furniture	20,112.80

Location of supplier	Supplier name	Category description	Value (USD)
UNESCO continued			
Italy	C.T.S.S.R.L	Industrial manufacturing machinery	6,625.89
Italy	C.T.S.S.R.L	Laboratory and testing equipment	10,275.61
Italy	C.T.S.S.R.L	Manufacturing components	143.61
Italy	C.T.S.S.R.L	Medical equipment	237.70
Italy	C.T.S.S.R.L	Mineral and textile materials	168.76
Italy	C.T.S.S.R.L	Musical instruments and arts and crafts	453.63
Italy	C.T.S.S.R.L	Office equipment	1,103.58
Italy	C.T.S.S.R.L	Paper materials and products	1,878.88
Italy	C.T.S.S.R.L	Structures, construction components	1,519.04
Italy	C.T.S.S.R.L	Tools and general machinery	182.33
Italy	E4 COMPUTER ENGINEERING S.P.A.	IT and communications equipment	73,890.00
Italy	EURO & PROMOS FM S.P.A.	Industrial cleaning services	191,468.18
Italy	FABRICA IMMOBILIARE SGR SPA	Management and admin services	328,672.98
Italy	GEOSOLUTIONS DI GIANNECCHINI SIMONE	Farming, fishing, forestry services	35,535.10
Italy	LABORATORIO PER L'IMMAGINARIO SCIEN	Management and admin services	36,729.73
Italy	NET7 SRL	Engineering and research services	58,944.68
Italy	OPEN SERVICE SRL	Industrial cleaning services	30,379.80
Italy	PALMA SRL	Management and admin services	43,974.09
Italy	PULITECNICA FRIULANA S.R.L.	Industrial cleaning services	126,335.90
Italy	RICOH ITALIA S.R.L.	Management and admin services	30,487.10
Italy	RILIEVI SRL	Engineering and research services	52,290.00
Italy	RISVIEL R.S.L	Politics and civic affairs services	40,000.00
Italy	SGI STUDIO GALLI INGEGNERIA SPA	Engineering and research services	908,837.00
Italy	SINCROTRONE TRIESTE S.C.P.A.	Building and maintenance services	88,443.75
Italy	SINERGY S.P.A.	IT and communications equipment	58,405.33
Italy	SISSA	Building and maintenance services	30,174.00
Italy	SISSA	Politics and civic affairs services	66,684.23
Italy	UNIVERSITA' DEGLI STUDI DI TRIESTE	Education and training services	37,914.56
Italy	UNSSC UNITED NATIONS SYSTEM	Education and training services	117,022.00
Japan	THE UNIVERSITY OF TOKYO RESEARCH	Environmental services	49,230.00
Japan	TOYOTA MOTOR CORPORATION	Motor vehicles and parts	27,006.69
Japan	TOYOTA MOTOR CORPORATION	Transportation, storage, mail services	3,950.07
Jordan	GARMENT DESIGN & TRAINING SERVICES	Education and training services	31,353.95
Jordan	GLORY FOR TECHNOLOGY SERVICES CO.	Paper materials and products	79,003.95
Jordan	HEAT FOR ENGINEERING AND TECHNOLOGY	Domestic appliances and electronics	1,696.00
Jordan	HEAT FOR ENGINEERING AND TECHNOLOGY	Financial and insurance services	5,895.00
Jordan	HEAT FOR ENGINEERING AND TECHNOLOGY	IT and communications equipment	923,845.00
Jordan	HEAT FOR ENGINEERING AND TECHNOLOGY	Management and admin services	2,000.00
Jordan	HEAT FOR ENGINEERING AND TECHNOLOGY	Transportation, storage, mail services	29,065.00
Jordan	JORDAN VALLEY MARRIOTT DEAD SEA RES	Management and admin services	30,781.36
Jordan	MAHA SUBHI SULEIMAN ALMUAQQAT	Management and admin services	120,868.64
Jordan	PRICEWATERHOUSECOOPERS "JORDAN" L.	Education and training services	139,329.00
Jordan	QADAT AL GHAD LE TANMIAT AL MAHARAT	Engineering and research services	32,862.81
Jordan	SHARK FOR SECURITY & ARAMED PROTECT	Public order and security services	45,813.60
Jordan	SHERKET ALINJAZ LEL KHADAMAT	Politics and civic affairs services	43,906.00
Jordan	SPECIALIZED DATABASE TECHNOLOGIES	Engineering and research services	117,823.35
Jordan	STS SPECIALIZED TECHNICAL SERVICES	IT and communications equipment	82,683.61
Kazakhstan	CAREC CENTRAL ASIAN REGIONAL	Management and admin services	49,990.00
Kazakhstan	CONTINENT INVEST GROUP LLP	Education and training services	37,661.09
Kazakhstan	EDUCATION FOR ALL IN KAZAKHSTAN	Education and training services	49,000.00
Kazakhstan	K2 COMMUNICATIONS	Management and admin services	76,398.92
Kazakhstan	UNDP KAZAKHSTAN	Public order and security services	34,113.00
Kenya	RILEY SERVICES LIMITED RILEY	Public order and security services	33,272.46
Kenya	SAFARI PARK HOTEL & CASINO	Travel, food and lodging	49,742.00
Kenya	UNON UNITED NATIONS OFFICE AT NAIRO	Engineering and research services	33,960.00
Kenya	UNON UNITED NATIONS OFFICE AT NAIRO	Management and admin services	178,343.00
Kenya	UNON UNITED NATIONS OFFICE AT NAIRO	Public sector related services	9,338.00
Kuwait	UNAMI UNITED NATIONS ASSISTANCE	Public order and security services	40,891.00
Lao People's Democratic Republic	DEPARTMENT OF PRESCHOOL AND PRIMARY	Education and training services	39,970.00
Lao People's Democratic Republic	NON-FORMAL EDUCATION DEPARTMENT	Education and training services	40,000.00
Lebanon	AL MAJMOUA AL LOUBNANIYA LIL OULOUM	Education and training services	69,000.00
Lebanon	ALLAMA ABDALLA ALAYLI SCHOOL	Education and training services	75,357.33
Lebanon	ARAB OPEN UNIVERSITY	Education and training services	47,131.80
Lebanon	CAISSE DE L'ECOLE ZAHIA KADDOURA	Education and training services	68,376.49
Lebanon	COMITE D'ENTRETIEN DE LA CAISSE	Education and training services	68,018.49
Lebanon	CUSTODIAN COMMITTEE OF GHOBEIRY 2	Education and training services	73,925.36
Lebanon	ESHARING CORPORATION S.A.L.	Engineering and research services	32,550.00
Lebanon	GEBRAN GHASSAN TUEINI HIGH SCHOOL 2	Education and training services	47,872.00
Lebanon	GENERAL BUSINESS CONCEPT	IT and communications equipment	31,980.00
Lebanon	GENERAL BUSINESS CONCEPT	Laboratory and testing equipment	27,817.00
Lebanon	GENERAL BUSINESS CONCEPT	Motor vehicles and parts	17,440.00
Lebanon	GENERAL BUSINESS CONCEPT	Transportation, storage, mail services	2,750.00
Lebanon	GENERAL SURVEYING SERVICES CO	IT and communications equipment	99,696.00
Lebanon	GREEN GLORY S.A.R.L	Paper materials and products	56,086.05
Lebanon	GREEN GLORY S.A.R.L	Transportation, storage, mail services	4,200.00
Lebanon	GROUP 4 SECURITY SERVICES LEBANON S	Public order and security services	84,000.00
Lebanon	HAIGAZIAN UNIVERSITY	Education and training services	56,970.00
Lebanon	INTERTECH GROUP SAL	IT and communications equipment	331,496.59
Lebanon	JAMIL RAWAS PUBLIC SCHOOL	Education and training services	76,789.30
Lebanon	LAJNAT REAYAT SANDOK THANAWEYA	Education and training services	67,839.50
Lebanon	MAKHZOUMI FOUNDATION	Politics and civic affairs services	31,922.00
Lebanon	QUANTUM TRADING CO (SHATILA & CO)	IT and communications equipment	73,076.00
Lebanon	SANAWIYAT RAIS RENE MOUAWAD RASM.MO	Education and training services	78,758.26
Lebanon	UNDP	Public order and security services	35,865.34

Location of supplier	Supplier name	Category description	Value (USD)
UNESCO continued			
Lesotho	UNITED NATIONS DEVELOPMENT PROGRAMM	Environmental services	35,000.00
Liberia	MELVINIC MOTEL	Management and admin services	33,000.00
Liberia	UNDP UNITED NATIONS DEVELOPMENT	Management and admin services	50,176.69
Libya	HORMUZ TOURS LTD	Management and admin services	179,204.00
Luxembourg	ENOVOS	Public sector related services	1,035,673.19
Malaysia	HIRANANDANI HOTELS SDN BHD	Travel, food and lodging	45,584.57
Malaysia	USAINS HOLDING SDN BHD	Education and training services	80,668.90
Mali	ATC MALI SA	Politics and civic affairs services	72,312.23
Mali	CNR ENF CENTRE NATIONAL DES RESSOUR	Education and training services	58,442.97
Mali	DIRECTION NATIONALE DE L'ENSEIGNEME	Land, building and structures	36,946.92
Mali	DIRECTION NATIONALE DE LA PROMOTION	Education and training services	40,000.00
Mali	DNPC DIRECTION NATIONALE DU	Politics and civic affairs services	33,817.50
Mali	ENSUP ECOLE NORMALE SUPERIEURE	Education and training services	38,691.02
Mali	IHERIAB TOMBOUCTOU	Politics and civic affairs services	46,729.88
Mali	KOME CONSTRUCTIONS	Politics and civic affairs services	84,934.14
Mali	MINISTÈRE DE L'EDUCATION NATIONALE	Education and training services	32,845.36
Mali	MISSION CULTURELLE DE TOMBOUCTOU	Politics and civic affairs services	39,210.00
Mali	ONG SAVAMA-DCI	Politics and civic affairs services	72,864.03
Mali	UN WOMEN	Education and training services	216,000.00
Mali	UNDP UNITED NATIONS DEVELOPMENT	Public order and security services	68,617.86
Mauritania	COMM NATIONALE MAURITANIENNE	Education and training services	46,302.09
Mauritania	IMPRIMERIE DES PRESSES LUMINEUSES	Editorial, design, graphic services	46,495.90
Mauritius	VOILA BARGATELLE HOTEL	Travel, food and lodging	47,973.00
Mongolia	MONGOLIAN NATCOM FOR UNESCO	Politics and civic affairs services	34,000.00
Morocco	STRADOM GARDIENNAGE	Public order and security services	106,975.39
Mozambique	SPI- GESTAO E INVESTMENTOS, S.A.	Management and admin services	60,000.00
Mozambique	UEM-CEDH	Politics and civic affairs services	39,217.50
Myanmar	BURMA NEWS INTERNATIONAL	Management and admin services	45,850.00
Myanmar	GREENOVATOR CO., LTD.	Engineering and research services	76,390.00
Myanmar	MYANMA POSTS AND TELECOMMUNICATIONS	Engineering and research services	234,334.30
Myanmar	MYANMAR LITERACY RESOURCES CENTRE	Education and training services	45,922.54
Myanmar	MYANMAR BOOK AID AND PRESERVATION	Management and admin services	187,000.00
Myanmar	MYANMAR JOURNALISM INSTITUTE ASSOCI	Management and admin services	38,000.00
Myanmar	SEDONA HOTEL YANGON	Travel, food and lodging	49,850.00
Myanmar	TECHMARVELS IT SOLUTIONS CO.,LTD.	Engineering and research services	139,560.00
Myanmar	THABYAY EDUCATION FOUNDATION	Education and training services	48,368.00
Myanmar	UNDP THE UNITED NATIONS DEVELOPMENT	Education and training services	60,853.00
Myanmar	UNIQUE COMMERCIAL CO.,LTD	IT and communications equipment	136,115.00
Namibia	UNDP UNITED NATIONS DEVELOPMENT	Building and maintenance services	47,252.54
Namibia	UNDP UNITED NATIONS DEVELOPMENT	Public order and security services	6,375.39
Nepal	DHARMA RATNA CONSTRUCTION	Mineral and textile materials	37,993.39
Netherlands	ELSEVIER	Published products	292,077.84
Netherlands	KLUYSKENS CONSULTING	Management and admin services	30,000.00
Netherlands	OCKHAM IPS	Management and admin services	68,554.46
Netherlands	PICTURAE BV	Engineering and research services	540,633.00
Netherlands	STICHTING WAR CHILD	Education and training services	60,776.00
New Zealand	BUDDHI CONSULTANCY LIMITED	Management and admin services	30,920.00
New Zealand	FLINCH MARKETING LTD	Management and admin services	138,974.00
New Zealand	MARTIN JENKINS AND ASSOCIATES LTD	Management and admin services	49,450.00
Niger	CENTRE REGIONAL AGRHYMET	Engineering and research services	32,000.00
Niger	COMMISSION NATIONALE NIGERIENNE	Education and training services	79,035.54
Niger	NIGER TECHNOLOGIES	IT and communications equipment	45,214.62
Nigeria	TECHNO-SCIENCE LIMITED	Engineering and research services	45,000.00
Nigeria	UNDP NIGERIA	Management and admin services	52,495.06
Nigeria	UNDP NIGERIA	Politics and civic affairs services	37,324.47
Norway	GRID-ARENDAL	Editorial, design, graphic services	38,976.94
Pakistan	SOCIETY FOR COMMUNITY STRENGTHENING	Education and training services	129,961.00
Pakistan	TAALEEM FOUNDATION	Education and training services	144,870.00
Pakistan	THAAP	Politics and civic affairs services	64,929.00
Pakistan	UNDP UNITED NATIONS DEVELOPMENT	Management and admin services	203,205.24
Pakistan	WOMEN EMPOWERMENT ORGANIZATION	Education and training services	118,530.00
Panama	WORLD WILDLIFE FUND INC. (WWF)	Environmental services	44,000.00
Paraguay	GUYRA PARAGUAY CONSERVACIÓN DE AVES	Politics and civic affairs services	42,995.00
Peru	BOOMERANG BET S.A.C.	Education and training services	48,498.00
Peru	CIEN PIES PRODUCCIONES S.A.C.	Management and admin services	59,980.00
Peru	CONSTRUCTORA Y CONSULTORA MAZA EIRL	Education and training services	47,940.23
Peru	CREATIVE LAB PERU S.A.C.	Education and training services	39,650.00
Peru	DWG OBRAS SAC	Education and training services	89,175.00
Peru	ENACCION S.A.C.	Education and training services	132,151.00
Peru	FALRIC S.A.C.	Education and training services	42,507.40
Peru	FIMART SAC	Education and training services	35,679.24
Peru	FUNDACIÓN PARA EL DESARROLLO	Education and training services	314,956.44
Peru	HOTELES ESTELAR DEL PERU S.A.C	Management and admin services	34,223.23
Peru	HOTELES SHERATON DEL PERU	Travel, food and lodging	109,954.10
Peru	INSITUM CONSULTORÍA PERU S.A.C.	Education and training services	46,610.00
Peru	INSTITUTO DE ESTUDIOS PERUANOS	Education and training services	97,432.00
Peru	INTEGRACION ORGANIZACIONAL S.A.C.	Engineering and research services	46,462.00
Peru	KNOWLEDGE PROCESS E.I.R.L.	Education and training services	39,590.63
Peru	KPD INVERSIONES SAC	Education and training services	43,841.00
Peru	MAIA FILMS E.I.R.L.	Editorial, design, graphic services	44,590.00
Peru	PONTIFICIA UNIVERSIDAD CATOLICA DEL	Education and training services	60,746.00
Peru	PROYECTOS Y SERVICIOS GENERALES RAM	Land, building and structures	38,696.70
Peru	PUNTO & GRAFIA S.A.C.	Editorial, design, graphic services	43,896.00
Peru	SASE CONSULTORES S.A.C.	Education and training services	38,798.00

Location of supplier	Supplier name	Category description	Value (USD)
UNESCO continued			
Peru	SECURITAS S.A.C.	Education and training services	40,150.00
Peru	SERVICIOS GRAFICOS JMD S.R.L	Editorial, design, graphic services	45,496.00
Peru	THE LEARNING FACTOR S.A.C.	Education and training services	46,580.00
Peru	UNIV. ANTONIO RUIZ DE MONTOYA	Education and training services	219,515.34
Peru	UNIV. PERUANA CAYETANO HEREDIA RUC:	Education and training services	100,516.71
Peru	UNIVERSIDAD CATOLICA SEDES SAPIENTI	Education and training services	47,556.00
Peru	UNIVERSIDAD CONTINENTAL S.A.C.	Education and training services	99,960.00
Peru	UNIVERSIDAD DE SAN MARTÍN DE PORRES	Education and training services	371,508.06
Peru	UNIVERSIDAD MARCELINO CHAMPAGNAT	Education and training services	125,605.00
Peru	UNIVERSIDAD PERUANA CAYETANO	Education and training services	1,145,982.18
Peru	UNIVERSIDAD SAN IGNACIO DE LOYOLA	Education and training services	30,885.00
Peru	VIDENZA CONSULTORES SAC	Education and training services	31,000.00
Philippines	AIJC ASIAN INSTITUTE OF JOURNALISM	Management and admin services	34,921.20
Philippines	KNOWLEDGE COMMUNITY, INC.	Management and admin services	32,875.50
Philippines	NOSTE, INC	Education and training services	32,185.60
Philippines	SEAMEO INNOTECH	Education and training services	40,200.00
Qatar	EUROPEAN GUARDING & SECURITY	Public order and security services	33,617.16
Qatar	OOREDOO	Engineering and research services	8,613.02
Qatar	OOREDOO	Public sector related services	38,812.54
Qatar	SALEH AL HAMAD AL MANA CO.	Motor vehicles and parts	44,493.27
Republic of Korea	ASIA CLIMATE CHANGE EDUCATION	Management and admin services	55,501.95
Russian Federation	CARAMBA TV, LLC	Editorial, design, graphic services	36,000.50
Russian Federation	KGBU DPO "ALTAY KRAY INSTITUTE"	Politics and civic affairs services	37,350.00
Rwanda	ISHYO ASBL	Politics and civic affairs services	84,875.00
Samoa	BLUESKY SAMOA	Engineering and research services	38,247.01
Samoa	TANOA TUSITALA HOTEL	Paper materials and products	30,845.16
Senegal	CENTRE DE RECHERCHE OCÉANOGRAPHIQUE	Education and training services	33,500.00
Senegal	DFC MINISTERE DE L'EDUCATION NATION	Education and training services	34,520.22
Senegal	ENSEIGNEMENT TECHNIQUE ET FORMATION	Education and training services	44,877.64
Senegal	NICKEL	Industrial cleaning services	32,985.00
Senegal	SENELEC	Public sector related services	40,661.98
Senegal	SONATEL	Public sector related services	75,089.99
Senegal	VIGASSISTANCE	Public order and security services	51,407.88
Serbia	KOTO D.O.O. BEOGRAD	Building and maintenance services	107,265.00
Slovenia	JOŽEF STEFAN INSTITUTE	Management and admin services	61,223.92
Somalia	GAROWE TEACHERS EDUCATION COLLEGE	Education and training services	35,500.00
Somalia	MINISTRY OF EDUCATION	Education and training services	70,000.00
Somalia	MINISTRY OF EDUCATION AND	Education and training services	64,800.00
Somalia	MINISTRY OF EDUCATION, CULTURE	Education and training services	139,435.00
Somalia	SOMALI NATIONAL UNIVERSITY	Education and training services	41,296.00
Somalia	SOMALILAND NATIONAL COLLEGE OF EDUC	Education and training services	48,428.00
South Africa	APC ASSOCIATION FOR PROGRESSIVE	Politics and civic affairs services	149,775.00
South Africa	INERELA	Education and training services	41,833.00
South Africa	INTERNATIONAL OCEAN INSTITUTE	Management and admin services	46,328.57
South Africa	REFUEL PROPERTIES (PTY) LTD	Travel, food and lodging	36,055.94
South Africa	RESEARCH AND TRAINING FOR HEALTH	Politics and civic affairs services	49,535.00
South Africa	S A WOMENG SOUTH AFRICAN WOMEN IN	Building and maintenance services	49,950.00
South Africa	THE CAPITAL APARTMENTS & HOTEL PTY	Travel, food and lodging	37,367.24
South Africa	UNIVERSITY OF KWAZULU-NATAL, HEARD	Education and training services	42,531.00
South Africa	WORLD FOOD PROGRAMME - ZA	Management and admin services	48,624.02
South Sudan	AFRICAN EDUCATIONAL TRUST	Education and training services	60,158.00
South Sudan	ALTERNATIVE BASIC EDUCATION FOR	Education and training services	67,771.10
South Sudan	EQUATORIA HOLDING CO	Industrial cleaning services	34,925.00
South Sudan	EZENTUS FZE COMPANY LTD	Fuels and lubricants etc.	8,502.09
South Sudan	EZENTUS FZE COMPANY LTD	Power generation machinery	65,587.06
South Sudan	HELP EDUCATION SOUTH SUDAN	Education and training services	59,144.00
South Sudan	UNITED NATIONS MISSION	Security and safety equipment	42,000.00
South Sudan	WINDLE TRUST INTERNATIONAL	Education and training services	50,482.00
South Sudan	WOMEN ADVANCEMENT ORGANIZATION	Education and training services	80,000.00
Spain	BIOGRAFICA S.L.	Editorial, design, graphic services	131,569.22
Spain	FABRICE VAN TESLAAR	Building and maintenance services	143,880.00
Spain	FABRICE VAN TESLAAR	Transportation, storage, mail services	7,000.00
Spain	HERNÁNDEZ GÓMEZ ÁLVARO	Building and maintenance services	37,550.00
Spain	INSTITUTO ESCALAE, SL	Education and training services	43,200.00
Spain	LEITMOTIV SOCIEDAD COOP.	Politics and civic affairs services	40,000.00
Spain	TO THE CORE OF THINGS S.L.U	Management and admin services	50,918.07
Sri Lanka	UNIVERSITY OF COLOMBO	Education and training services	60,000.00
Sudan	UNDP SUDAN - JUBA	Public sector related services	30,000.00
Sweden	INTALMA – INTERNATIONAL TALENT MAN	Management and admin services	37,000.00
Switzerland	AGA KHAN TRUST FOR CULTURE	Politics and civic affairs services	69,700.00
Switzerland	INTERNATIONAL SAVA RIVER BASIN COMM	Environmental services	36,658.56
Switzerland	LUDOPOLI GMBH	Education and training services	30,288.39
Switzerland	PAMP SA	Industrial manufacturing services	99,734.00
Switzerland	ROSSET ET CIE	Building and maintenance services	125,850.43
Syrian Arab Republic	AL MOUSSA	Industrial manufacturing machinery	82,740.00
Syrian Arab Republic	AL NAAL COMPANY L.L.C.	Furniture	44,900.00
Syrian Arab Republic	BAALBAKI FOR INDUSTRY & TRADE	Building and maintenance services	83,376.00
Syrian Arab Republic	DIRECTORATE GENERAL OF ANTIQUITIES	Management and admin services	1,800.00
Syrian Arab Republic	DIRECTORATE GENERAL OF ANTIQUITIES	Politics and civic affairs services	56,995.00
Syrian Arab Republic	DIRECTORATE OF EDUCATION IN ALEPPO	Education and training services	99,200.00
Syrian Arab Republic	DIRECTORATE OF EDUCATION IN HAMA	Education and training services	43,251.00
Syrian Arab Republic	KINJ & PARTNER COMPANY	Engineering and research services	196,000.00
Syrian Arab Republic	SYRIA NAT COMM FOR UNESCO	Education and training services	82,680.00
Thailand	DUSIT THANI HOTEL	Management and admin services	123,713.56

Location of supplier	Supplier name	Category description	Value (USD)
UNESCO continued			
Thailand	GBT (THAILAND) CO.,LTD.	Transportation, storage, mail services	77,841.95
Thailand	METROPOLITAN ELECTRICITY AUTHORITY	Public sector related services	39,600.00
Thailand	MIGRANT EDUCATION COORDINATION CENT	Education and training services	45,202.95
Thailand	NOVOTEL BANGKOK SUKHUMVIT 20	Travel, food and lodging	43,610.35
Thailand	ROYAL ESTATE MANAGEMENT CO., LTD.	Travel, food and lodging	38,262.01
Togo	COMMISSION NATIONALE UNESCO ST	Education and training services	47,887.00
Togo	HOTEL EDA-OBA SA.	Travel, food and lodging	120,008.00
Tunisia	ADEA/BAD	Management and admin services	55,600.00
Uganda	GURMAD GENERAL CO. LTD	Furniture	31,800.00
United Arab Emirates	EBSAR ADV. & PUB. LLC	IT and communications equipment	80,000.00
United Arab Emirates	LHASSA CONSULTING FZE	Education and training services	84,950.00
United Kingdom of Great Britain and Northern Ireland	CIPFA	Education and training services	120,000.00
United Kingdom of Great Britain and Northern Ireland	EARTHPRINT LTD	Transportation, storage, mail services	90,288.50
United Kingdom of Great Britain and Northern Ireland	GREENNET	Engineering and research services	39,110.01
United Kingdom of Great Britain and Northern Ireland	INTERNEWS EUROPE	Management and admin services	117,036.74
United Kingdom of Great Britain and Northern Ireland	MARKET & OPINION RESEARCH	Politics and civic affairs services	132,196.00
United Kingdom of Great Britain and Northern Ireland	NATIONAL FOUNDATION FOR EDUCATIONAL	Education and training services	44,330.01
United Kingdom of Great Britain and Northern Ireland	SPECIAL CONTINGENCY RISKS LTD	Financial and insurance services	356,734.00
United Kingdom of Great Britain and Northern Ireland	UCL CONSULTANTS	Education and training services	200,000.00
United Kingdom of Great Britain and Northern Ireland	WAGTECH PROJECTS LTD	Financial and insurance services	1,580.51
United Kingdom of Great Britain and Northern Ireland	WAGTECH PROJECTS LTD	Industrial manufacturing machinery	3,319.92
United Kingdom of Great Britain and Northern Ireland	WAGTECH PROJECTS LTD	Laboratory and testing equipment	133,212.55
United Kingdom of Great Britain and Northern Ireland	WAGTECH PROJECTS LTD	Transportation, storage, mail services	7,150.00
United Kingdom of Great Britain and Northern Ireland	WILLIS LIMITED	Financial and insurance services	69,791.01
United Kingdom of Great Britain and Northern Ireland	WIRED LIMITED	Editorial, design, graphic services	139,750.00
United Republic of Tanzania	BAYVIEW PROPERTY LTD	Management and admin services	97,011.00
United Republic of Tanzania	SEND STAR COMPANY LTD	Building and maintenance services	79,141.33
United Republic of Tanzania	TANZANIA 4H ORGANIZATION	Education and training services	41,842.64
United States of America	BLOOMBERG FINANCE LP	IT and communications equipment	133,857.00
United States of America	COMMUNITY SYSTEMS FOUNDATION (CSF)	Education and training services	409,955.00
United States of America	EMERGING MARKETS COMMUNICATIONS	Engineering and research services	108,866.82
United States of America	ENVIRONMENTAL SYSTEMS RESEARCH	IT and communications equipment	31,350.00
United States of America	FAMILY HEALTH INTERNATIONAL FHI 360	Editorial, design, graphic services	63,728.00
United States of America	HOLOCAUST MEMORIAL MUSEUM UNITED ST	Travel, food and lodging	50,000.00
United States of America	INTERWORKS LLC	Education and training services	39,090.75
United States of America	ISHYA CONSULTING	Education and training services	36,000.00
United States of America	MANAGEMENT SYSTEMS INTERNATIONAL	Engineering and research services	47,712.25
United States of America	NATIONAL GEOGRAPHIC PARTNERS LLC	Management and admin services	409,345.00
United States of America	THE INTERNATIONAL COALITION OF HIST	Politics and civic affairs services	27,000.00
United States of America	THE INTERNATIONAL COALITION OF HIST	Transportation, storage, mail services	13,000.00
United States of America	TRUSTEES OF COLUMBIA UNIVERSITY	Education and training services	32,925.00
United States of America	UN ENTITY FOR GENDER EQUALITY	Politics and civic affairs services	109,598.00
United States of America	UN WOMEN	Education and training services	291,600.00
United States of America	UNDP CONTRIBUTIONS ACCOUNT	Management and admin services	54,211.46
United States of America	UNFPA	Education and training services	174,542.00
United States of America	UNFPA	Politics and civic affairs services	404,541.00
United States of America	UNITED NATIONS	Management and admin services	296,842.68
United States of America	UNITED NATIONS SYSTEM STAFF COLLEGE	Education and training services	38,500.00
United States of America	UNOPS - UNITED NATIONS OFFICE	Building and maintenance services	4,691.20
United States of America	UNOPS - UNITED NATIONS OFFICE	Domestic appliances and electronics	2,250.00
United States of America	UNOPS - UNITED NATIONS OFFICE	Financial and insurance services	227.11
United States of America	UNOPS - UNITED NATIONS OFFICE	IT and communications equipment	24,005.29
United States of America	UNOPS - UNITED NATIONS OFFICE	Motor vehicles and parts	378,596.94
United States of America	UNOPS - UNITED NATIONS OFFICE	Transportation, storage, mail services	26,130.84
United States of America	WHITAKER PEACE AND DEVELOPMENT	Management and admin services	46,000.00
Uruguay	JULIO CESAR LESTIDO SA	Motor vehicles and parts	37,000.00
Uzbekistan	BM ANKLAFF	Management and admin services	50,743.76
Uzbekistan	QUADRO SERVICE LLC	Management and admin services	39,313.32
Uzbekistan	YANGI FAZO PRINT	Editorial, design, graphic services	45,361.88
Viet Nam	DEPARTMENT OF TEACHERS AND EDU ADM	Education and training services	36,403.72
Yemen	AL-MSGIDI FOR TRADING OFFICE AND IM	Office equipment	40,534.00
Yemen	NAHDA MAKERS ORGANIZATION	Education and training services	41,471.00
Zambia	ARTPERFECT	Education and training services	45,767.38
Zambia	INTERCONTINENTAL HOTEL LUSAKA	Travel, food and lodging	33,185.88
Zambia	MAIDEN PUBLISHING HOUSE AND	Editorial, design, graphic services	55,460.89
Zimbabwe	J&P SECURITY SERVICES	Public order and security services	235,174.82
Zimbabwe	THE KINGDOM HOTEL	Travel, food and lodging	49,425.00
UNFCCC			
Belgium	TRASYS INTERNATIONAL	Engineering and research services	944,935.80
Cambodia	MINISTRY OF ENVIRONMENT - CAMBODIA	Travel, food and lodging	54,208.75
Caribbean not elsewhere specified	CLIMATE CHANGE-GEF PROJECT	Travel, food and lodging	92,260.59
Denmark	DANOFFICE APS (DENMARK)	Domestic appliances and electronics	27,250.28
Denmark	DANOFFICE APS (DENMARK)	Financial and insurance services	16.84
Denmark	DANOFFICE APS (DENMARK)	Furniture	3,658.81
Denmark	DANOFFICE APS (DENMARK)	IT and communications equipment	102,563.41
Denmark	DANOFFICE APS (DENMARK)	Power generation machinery	858.59
Denmark	DANOFFICE APS (DENMARK)	Transportation, storage, mail services	241.30
Denmark	DELOITTE STATSAUTORISERET REVISIONS	Engineering and research services	346,637.49
Denmark	PHOENIX DESIGN AID A/S	Building and maintenance services	41,490.46
Denmark	PHOENIX DESIGN AID A/S	Editorial, design, graphic services	34,817.06
Denmark	PHOENIX DESIGN AID A/S	Education and training services	12,794.61
Denmark	PHOENIX DESIGN AID A/S	Engineering and research services	412,634.29
Denmark	PHOENIX DESIGN AID A/S	Transportation, storage, mail services	3,615.04
Denmark	PROCESSIO APS	Engineering and research services	42,711.11

Location of supplier	Supplier name	Category description	Value (USD)
UNFCCC continued			
Denmark	UNOPS-HQ	Financial and insurance services	181,589.38
Fiji	UNDP-FIJI	Financial and insurance services	595,509.37
Germany	AMERON KÖNIGSHOF HOTELGESELLSCHAFT	Engineering and research services	13,725.25
Germany	AMERON KÖNIGSHOF HOTELGESELLSCHAFT	Management and admin services	10,581.07
Germany	AMERON KÖNIGSHOF HOTELGESELLSCHAFT	Travel, food and lodging	19,862.48
Germany	AXIANS NETWORKS & SOLUTIONS GMBH	Engineering and research services	232,326.26
Germany	AXIANS NETWORKS & SOLUTIONS GMBH	IT and communications equipment	276,738.07
Germany	BECHTLE GMBH & CO. KG	Engineering and research services	34,816.33
Germany	BONN CONFERENCE CENTER MANAGEMENT G	Management and admin services	8,190,072.53
Germany	BROICH PREMIUM CATERING GMBH	Travel, food and lodging	144,690.80
Germany	BUNDESSTADT BONN - STADTVERWALTUNG BON	Building and maintenance services	33,347.88
Germany	CANCOM ON LINE GMBH	Engineering and research services	1,459.03
Germany	CANCOM ON LINE GMBH	IT and communications equipment	6,717.17
Germany	CANCOM ON LINE GMBH	Printing, photo and AV equipment	33,728.39
Germany	CGI DEUTSCHLAND LTD. & CO. KG	Engineering and research services	224,792.37
Germany	CK7 GMBH	Engineering and research services	33,073.06
Germany	DEUTSCHE BANK AG	Financial and insurance services	64,814.81
Germany	FEDERAL MINISTRY FOR THE ENVIRONMENT	Building and maintenance services	42,424.24
Germany	FERNSEHZIMMER TV PRODUKTION GBR	Engineering and research services	59,343.43
Germany	H&G HANSEN & GIERATHS EDV VERTRIEBS	Apparel, luggage and personal care	1,351.29
Germany	H&G HANSEN & GIERATHS EDV VERTRIEBS	IT and communications equipment	28,892.82
Germany	META-FUSION GMBH	Engineering and research services	43,193.08
Germany	OBJEKTKULTUR SOFTWARE GMBH	Engineering and research services	215,488.22
Germany	ORBIT GESELLSCHAFT FÜR APPLIKATIONS	Engineering and research services	46,464.65
Germany	PREMIUM-DRIVE GMBH	Transportation, storage, mail services	835,768.80
Germany	T-SYSTEMS INTERNATIONAL GMBH	Engineering and research services	165,170.59
Germany	T-SYSTEMS INTERNATIONAL GMBH	Public sector related services	129,395.29
Germany	THE BRISTOL GROUP DEUTSCHLAND GMBH	Engineering and research services	108,141.45
Germany	THE BRISTOL GROUP DEUTSCHLAND GMBH	IT and communications equipment	143,841.55
Germany	UNDP/UNV - GERMANY	Public order and security services	431,384.50
Germany	UNV-HQ	Building and maintenance services	1,586,587.24
Germany	UNV-HQ	Engineering and research services	82,747.63
Germany	UNV-HQ	Industrial cleaning services	17,720.79
Germany	UNV-HQ	Management and admin services	85,832.33
Germany	VODAFONE GROUP SERVICES GMBH	Public sector related services	229,799.35
Germany	WESTTOURS-REISEN GESELLSCHAFT MIT B	Transportation, storage, mail services	203,717.86
Germany	WESTTOURS-REISEN GESELLSCHAFT MIT B	Travel, food and lodging	691,824.89
Grenada	WINDWARD ISLANDS RESEARCH & EDUCATION	Financial and insurance services	45,086.33
Italy	TRANSLATED SRL	Editorial, design, graphic services	84,710.62
Luxembourg	EUROPEAN DYNAMICS LUXEMBOURG SA	Engineering and research services	44,017.96
Namibia	ENVIRONMENTAL INVESTMENT FUND OF	Travel, food and lodging	79,987.73
Peru	CORPORACION ANDINA DE FOMENTO - CAF	Financial and insurance services	36,009.81
Spain	EVERIS SPAIN S.L.	Engineering and research services	65,822.67
Switzerland	BEDAG INFORMATIQUE	Engineering and research services	1,692,822.62
Switzerland	ITSYSTEMS AG	Engineering and research services	46,621.77
Switzerland	SWISSCOM (SWITZERLAND) LTD	Engineering and research services	556,075.20
Switzerland	WMO-HQ	Financial and insurance services	249,974.19
Thailand	INSTITUTE FOR GLOBAL ENVIRONMENTAL	Financial and insurance services	143,168.02
Thailand	INSTITUTE FOR GLOBAL ENVIRONMENTAL	Management and admin services	36,139.17
Togo	BANQUE OUEST AFRICAINE DE DEVELOPPEMENT	Financial and insurance services	42,098.54
Togo	BANQUE OUEST AFRICAINE DE DEVELOPPEMENT	Management and admin services	37,946.13
Uganda	EAST AFRICAN DEVELOPMENT BANK - EADB	Financial and insurance services	46,337.64
Uganda	EAST AFRICAN DEVELOPMENT BANK - EADB	Management and admin services	79,506.17
United Kingdom of Great Britain and Northern Ireland	CDP WORLDWIDE	Management and admin services	67,760.94
United Kingdom of Great Britain and Northern Ireland	CORNERSTONE ONDEMAND	Education and training services	54,497.75
United Kingdom of Great Britain and Northern Ireland	GREEN TV MEDIA LTD	Editorial, design, graphic services	47,465.67
United States of America	GREENHOUSE GAS EXPERTS NETWORK	Education and training services	151,012.35
United States of America	IBRD TRUST FUNDS	Management and admin services	157,990.06
United States of America	MANAGEMENT SYSTEMS INTERNATIONAL,IN	Education and training services	30,393.10
United States of America	MANAGEMENT SYSTEMS INTERNATIONAL,IN	Transportation, storage, mail services	1,714.93
United States of America	MANAGEMENT SYSTEMS INTERNATIONAL,IN	Travel, food and lodging	4,049.38
United States of America	UNDP-HQ	Financial and insurance services	316,217.73
UNFPA			
Afghanistan	AL-EMRAN SILK ROAD GROUP	Editorial, design, graphic services	59,565.00
Afghanistan	AL-EMRAN SILK ROAD GROUP	Motor vehicles and parts	70,980.00
Afghanistan	AL-EMRAN SILK ROAD GROUP	Transportation, storage, mail services	47,598.00
Afghanistan	ASAD AZAD LTD	Travel, food and lodging	47,628.39
Afghanistan	BAMIYAN MSP	Management and admin services	491,572.66
Afghanistan	BAMIYAN MSP	Organizations and clubs	20,254.80
Afghanistan	BAMIYAN MSP	Travel, food and lodging	310,512.73
Afghanistan	ETISALAT AFGHANISTAN	Public sector related services	40,500.00
Afghanistan	MANSOOR HAROON LOGIST	Apparel, luggage and personal care	45,594.57
Afghanistan	MANSOOR HAROON LOGIST	Industrial manufacturing services	307.45
Afghanistan	NAWI PAMIR ATAK LTD	Travel, food and lodging	58,221.05
Afghanistan	UNITED NATIONS ASSISTANCE MISSION IN AFG	Organizations and clubs	660,335.84
Afghanistan	UNITED NATIONS ASSISTANCE MISSION IN AFG	Public sector related services	50,884.50
Afghanistan	ZADRAN GROUP OF COMPANIES	Industrial cleaning services	31,212.99
Algeria	DERRIDJ MUSTAPHA	Management and admin services	93,420.06
Algeria	SECUR SARL	Industrial cleaning services	84,240.08
Angola	CARG CENTE TRAN TRAN MUD AGEN NAV LDA	Transportation, storage, mail services	363,493.26
Arab Countries	ARCOMED MEDICAL SUPPLIES CO	Medical equipment	37,950.00
Arab Countries	MAAN NETWORK	Management and admin services	47,901.00
Arab Countries	MEDIPHARM COMPNAY LTD	Medical equipment	53,204.00
Arab Countries	NABIL ABED AL-HAFEEZ ABU OMAR FATHIYA	Management and admin services	57,500.00

Location of supplier	Supplier name	Category description	Value (USD)
UNFPA continued			
Arab Countries	RAMCO 2000 LTD	Medical equipment	178,500.00
Arab Countries	SITTCO SHARQ INTERNATIONAL TECHNOLOGY	Medical equipment	93,700.00
Arab Countries	TECHNO-LINE MEDICAL AND LAB SUPPLIES	Medical equipment	55,960.00
Argentina	QUARA ARGENTINA S A	Management and admin services	88,560.00
Australia	INTERNATIONAL SOS (AUSTRALASIA) PTY LTD	Travel, food and lodging	86,800.00
Austria	AMEX EXPORT-IMPORT GMBH	Medical equipment	37,811.32
Austria	AMEX EXPORT-IMPORT GMBH	Transportation, storage, mail services	2,889.15
Azerbaijan	E-BOX LTD	Management and admin services	42,181.70
Azerbaijan	YOUTH EXCHANGE PUBLIC UNION	Management and admin services	45,333.32
Bangladesh	BATA SHOE COMPANY (BANGLADESH) LIMITED	Apparel, luggage and personal care	70,554.26
Bangladesh	GOODWILL TRADE INTERNATIONAL	Apparel, luggage and personal care	120,729.01
Bangladesh	GOODWILL TRADE INTERNATIONAL	Transportation, storage, mail services	1,197.17
Bangladesh	KARU SHAILI	Apparel, luggage and personal care	447,951.87
Bangladesh	KARU SHAILI	Office equipment	59,142.96
Bangladesh	KARU SHAILI	Transportation, storage, mail services	3,386.10
Bangladesh	M/S NUR TEXTILE MILLS	Apparel, luggage and personal care	113,592.37
Bangladesh	MEDIA STAR LTD (PROTHOM ALO)	Industrial manufacturing services	30,065.43
Bangladesh	MEDIA STAR LTD (PROTHOM ALO)	Management and admin services	14,888.76
Bangladesh	MODERN GRAPHICS STATIOANRY SUPPLY	Apparel, luggage and personal care	94,660.30
Bangladesh	MUKTI COX'S BAZAR	Organizations and clubs	132,389.33
Bangladesh	NAVANA LIMITED	Motor vehicles and parts	45,295.95
Bangladesh	RFL PLASTICS LTD	Apparel, luggage and personal care	126,997.68
Bangladesh	SIS INFLEXIONPOINT (BD) LIMITED	IT and communications equipment	41,652.11
Bangladesh	TEAM ASSOCIATES CONSULTANCY	Management and admin services	142,356.28
Bangladesh	UCEP BANGLADESH	Organizations and clubs	49,617.70
Bangladesh	WESTERN ENGINEERING CO	Apparel, luggage and personal care	58,795.22
Bangladesh	WORLD MISSION PRAYER LEAGUE	Organizations and clubs	74,855.52
Bangladesh	YENA ENTERPRISE	Apparel, luggage and personal care	204,744.51
Bangladesh	YENA ENTERPRISE	Office equipment	3,405.22
Belgium	ALPINTER SA	Medical equipment	22,000.00
Belgium	ALPINTER SA	Office equipment	23,610.00
Belgium	ALPINTER SA	Transportation, storage, mail services	24,095.00
Belgium	HERA	Industrial manufacturing services	49,850.00
Belgium	PERIACTES SPRL	IT and communications equipment	40,378.00
Belgium	PFIZER SERVICE COMPANY BVBA	Management and admin services	25,000.00
Belgium	PFIZER SERVICE COMPANY BVBA	Pharmaceuticals, contraceptives, vaccines	20,282,346.25
Belgium	PFIZER SERVICE COMPANY BVBA	Transportation, storage, mail services	713,809.00
Belgium	REBRANDING AFRICA FORUM ASBL	Organizations and clubs	14,491.98
Belgium	REBRANDING AFRICA FORUM ASBL	Travel, food and lodging	33,814.62
Belize	GRAY ENTERPRISES LIMITED	Travel, food and lodging	30,011.95
Benin	ESEP ESPERANZA	Management and admin services	48,800.00
Bolivia (Plurinational State of)	INMOBILIARIA KANTUTANI S A	Management and admin services	42,780.78
Brazil	FLYTOUR BUSINESS TRAVEL	Education and training services	35,077.01
Brazil	FLYTOUR BUSINESS TRAVEL	Transportation, storage, mail services	14,664.99
British Virgin Islands	BAALBAKI GROUP SA(OFF-SHORE) LTD	Public sector related services	150,651.25
Burkina Faso	CENTRE MURAZ/ADMINISTRATION	Management and admin services	36,640.50
Burkina Faso	DIAKONIA	Management and admin services	30,000.00
Burkina Faso	O.NA.TEL.	Public sector related services	46,842.60
Burkina Faso	TICANALYSE	Management and admin services	343,042.82
Burundi	INSTITUT NATIONAL DE SANTE PUBLIQUE	Management and admin services	35,483.72
Burundi	UNICEF BURUNDI	Management and admin services	168,803.92
Cambodia	MENG SUN LAY	Management and admin services	52,453.50
Cambodia	UNICEF NY CASHIER'S ACCOUNT NO 1	Travel, food and lodging	383,386.83
Cameroon	ALVF ANTENNE DE L'EXTREME NORD	Management and admin services	30,000.00
Cameroon	CAMTEL	Public sector related services	58,138.80
Cameroon	GROUPE SIA	Management and admin services	89,708.00
Cameroon	OBOLO GEORGES	Management and admin services	77,290.32
Cameroon	SNOB BAZAR CENTER	Apparel, luggage and personal care	32,981.93
Canada	CANADEM	Management and admin services	94,792.75
Canada	CANADEM	Transportation, storage, mail services	1,197.22
Canada	CANADEM	Travel, food and lodging	110,469.70
Canada	GHUBRIL LTD O/A CAPRA INTL	Management and admin services	199,637.26
Canada	IAN C DAVIES CONSEIL INC	Transportation, storage, mail services	5,365.00
Canada	IAN C DAVIES CONSEIL INC	Travel, food and lodging	36,400.00
Canada	THE WHITE RIBBON CAMPAIGN	Management and admin services	45,360.00
Canada	VIAMO INC	Management and admin services	39,438.00
Central African Republic	CFAO	Travel, food and lodging	44,058.09
Central African Republic	TOM RADJAB	Apparel, luggage and personal care	105,794.51
Chad	RADISSON BLU N'DJAMENA (STE)	Travel, food and lodging	65,063.40
China	BEIJING DACHANG LIANFENG QICHE XIAOSHOU	Motor vehicles and parts	33,560.97
China	CHINA RESOURCES ZIZHU PHARMACEUTICAL CO	Pharmaceuticals, contraceptives, vaccines	44,049.60
China	CHINA RESOURCES ZIZHU PHARMACEUTICAL CO	Transportation, storage, mail services	4,300.00
China	GUANGZHOU DOUBLE ONE LATEX PRODUCTS	Pharmaceuticals, contraceptives, vaccines	899,895.05
China	GUANGZHOU DOUBLE ONE LATEX PRODUCTS	Transportation, storage, mail services	50,851.00
China	GUILIN ZIZHU LATEX CO LTD	Pharmaceuticals, contraceptives, vaccines	2,994,425.08
China	GUILIN ZIZHU LATEX CO LTD	Transportation, storage, mail services	300,690.00
China	PEAK INTERNATIONAL TRADE (TIANJIN)CO LTD	Electrical systems components	118,520.00
China	PEAK INTERNATIONAL TRADE (TIANJIN)CO LTD	Industrial manufacturing services	1,123.00
China	PEAK INTERNATIONAL TRADE (TIANJIN)CO LTD	Medical equipment	1,410,600.79
China	PEAK INTERNATIONAL TRADE (TIANJIN)CO LTD	Transportation, storage, mail services	83,988.00
China	SHANGHAI DAHUA PHARMACEUTICAL CO LTD	Pharmaceuticals, contraceptives, vaccines	3,525,000.00
China	SHANGHAI DAHUA PHARMACEUTICAL CO LTD	Transportation, storage, mail services	22,893.00
China	SHANGHAI PUDONG IMPORT& EXPORT CO LTD	Building and maintenance services	78,217.00
China	SHANGHAI PUDONG IMPORT& EXPORT CO LTD	Financial and insurance services	17,887.00

Location of supplier	Supplier name	Category description	Value (USD)
UNFPA continued			
China	SHANGHAI PUDONG IMPORT& EXPORT CO LTD	Organizations and clubs	21,795.00
China	TIANJIN HUMAN-CARE LATEX CORPORATION	Pharmaceuticals, contraceptives, vaccines	707,611.62
China	UNIDUS (ZHANGJIAGANG) RUBBER PRODUCTS CO	Pharmaceuticals, contraceptives, vaccines	627,405.00
China	UNIDUS (ZHANGJIAGANG) RUBBER PRODUCTS CO	Transportation, storage, mail services	11,645.00
Colombia	PNUD	Travel, food and lodging	77,585.40
Côte d'Ivoire	2AA SERVICES	Management and admin services	18,843.44
Côte d'Ivoire	2AA SERVICES	Transportation, storage, mail services	12,386.10
Côte d'Ivoire	2AA SERVICES	Travel, food and lodging	79.69
Côte d'Ivoire	CECOM/KOFFI AMENAN BRICE CAROLINE	Building and maintenance services	51,558.54
Côte d'Ivoire	NVLLE SODA	Management and admin services	54,270.59
Côte d'Ivoire	SOCIETE IMPACT AFRIK	Industrial manufacturing services	34,888.69
Democratic People's Republic of Korea	NCU INDUSTRIES CO LTD	Industrial manufacturing services	45,799.41
Democratic People's Republic of Korea	POPULATION CENTER	Travel, food and lodging	33,217.58
Democratic People's Republic of Korea	TM ECONEX CENTER	Industrial manufacturing services	37,764.35
Democratic People's Republic of Korea	UNBANGUL JV CO	Apparel, luggage and personal care	44,029.99
Democratic People's Republic of Korea	UNBANGUL JV CO	Transportation, storage, mail services	1,507.72
Democratic Republic of the Congo	AFRIKA IN SARL	Travel, food and lodging	30,646.00
Democratic Republic of the Congo	AIRTEL SA	Travel, food and lodging	44,000.00
Democratic Republic of the Congo	CRESPOD SARL	Travel, food and lodging	49,984.66
Democratic Republic of the Congo	ETS GREFAMU	Travel, food and lodging	45,750.00
Democratic Republic of the Congo	EXP-COMMUNIC'ART	Travel, food and lodging	49,400.00
Democratic Republic of the Congo	GROUPE SERVICE SPRL	Travel, food and lodging	54,563.04
Democratic Republic of the Congo	IMPRIMERIE LA GRACE	Transportation, storage, mail services	3,300.00
Democratic Republic of the Congo	IMPRIMERIE LA GRACE	Travel, food and lodging	44,820.00
Democratic Republic of the Congo	SEVEN IDEA'S	Travel, food and lodging	30,000.00
Democratic Republic of the Congo	WFP DRC ILS SUB-IMPREST ACCOUNT	Transportation, storage, mail services	59,701.28
Denmark	A/S BALTIC CONTROL LTD AARHUS	Engineering and research services	194,560.00
Denmark	A/S BALTIC CONTROL LTD AARHUS	Transportation, storage, mail services	84,700.00
Denmark	ATEA A/S	IT and communications equipment	135,759.00
Denmark	ATEA A/S	Printing, photo and AV equipment	1,540.00
Denmark	ATEA A/S	Transportation, storage, mail services	13,025.00
Denmark	DAMCO DENMARK A/S	Transportation, storage, mail services	446,363.00
Denmark	DAN:OFFICE	IT and communications equipment	41,862.50
Denmark	DAN:OFFICE	Power generation machinery	36,551.75
Denmark	DANISH REFUGEE COUNCIL-USD ACCOUNT DRC	Management and admin services	46,089.28
Denmark	DANISH REFUGEE COUNCIL-USD ACCOUNT DRC	Travel, food and lodging	31,162.00
Denmark	DANOFFICE IT	Financial and insurance services	175.00
Denmark	DANOFFICE IT	IT and communications equipment	1,659,256.90
Denmark	DANOFFICE IT	Office equipment	47,220.00
Denmark	DANOFFICE IT	Printing, photo and AV equipment	14,704.50
Denmark	DANOFFICE IT	Transportation, storage, mail services	20,700.00
Denmark	EURO HEALTH GROUP A/S	Management and admin services	41,178.00
Denmark	EURO HEALTH GROUP A/S	Travel, food and lodging	111,146.00
Denmark	FRESENIUS KABI DK	Pharmaceuticals, contraceptives, vaccines	315,764.00
Denmark	FRESENIUS KABI DK	Transportation, storage, mail services	27,800.00
Denmark	IMPLEMENT CONSULTING GROUP P/S	Management and admin services	44,600.00
Denmark	KUEHNE AND NAGEL INC	Transportation, storage, mail services	48,900.00
Denmark	MISSIONPHARMA A/S	Medical equipment	59,976.00
Denmark	MISSIONPHARMA A/S	Transportation, storage, mail services	16,945.00
Denmark	SCAN GLOBAL LOGISTICS	Transportation, storage, mail services	167,468.00
Denmark	UNDP COMMON SERVICES COPENHAGEN	Transportation, storage, mail services	50,647.41
Denmark	UNICEF SUPPLY DIVISION	Laboratory and testing equipment	20,590.50
Denmark	UNICEF SUPPLY DIVISION	Management and admin services	1,287.33
Denmark	UNICEF SUPPLY DIVISION	Medical equipment	410,994.28
Denmark	UNICEF SUPPLY DIVISION	Pharmaceuticals, contraceptives, vaccines	210,289.67
Denmark	UNICEF SUPPLY DIVISION	Transportation, storage, mail services	146,272.73
Denmark	UNOPS	Industrial manufacturing services	1,534.75
Denmark	UNOPS	Motor vehicles and parts	3,369,270.36
Denmark	UNOPS	Organizations and clubs	6,935.32
Denmark	UNOPS	Public order and security services	32,346.26
Denmark	UNOPS	Public sector related services	15,125.48
Denmark	UNOPS	Transportation, storage, mail services	480,718.41
Denmark	VOLUNTAS ADVISORY APS	Management and admin services	49,000.00
Djibouti	AGENCE GENERALE DE SERVICES SOCIETE	Public order and security services	46,795.13
Djibouti	ALI HASSAN OMAR	Management and admin services	33,707.89
Dominican Republic	PROVEEDORES DIVERSOS TAVERAS BRITO SRL	Apparel, luggage and personal care	60,000.00
Egypt	4S SPHINX	Motor vehicles and parts	32,375.45
Egypt	ESCO FOR LOGISTIC INVESTMENTS	Organizations and clubs	40,895.77
Egypt	MARRIOTT CAIRO HOTEL & OMAR KHAYAM	Education and training services	9,117.38
Egypt	MARRIOTT CAIRO HOTEL & OMAR KHAYAM	Travel, food and lodging	25,913.85
Egypt	OVERSEAS TRADING AND GENERAL	Management and admin services	608,400.00
El Salvador	BANCO INTERAMERICANO DE DESARROLLO	Management and admin services	95,344.46
El Salvador	IMPORTACIONES PLEITEZ S A DE C V	Transportation, storage, mail services	44,763.25
El Salvador	TEXSAL S A DE C V	Management and admin services	144,069.12
Equatorial Guinea	EMPRESA CONESA	Management and admin services	52,050.71
Eritrea	ERITREAN TEXTILE FACTORY P.L.C.	Office equipment	39,666.67
Ethiopia	AMESTEL FAST FOOD AND VEGETABLE	Travel, food and lodging	35,305.05
Ethiopia	CENTRAL PRINTING PRESS PLC	Travel, food and lodging	36,362.61
Ethiopia	TAKE FIVE CONFERENCE AND EVENT ORGANIZER	Travel, food and lodging	32,048.13
Ethiopia	UNECA	Management and admin services	177,870.63
Ethiopia	UNECA	Travel, food and lodging	39,400.00
Ethiopia	WABI TOUR TRAVEL AND CAR RENTAL	Transportation, storage, mail services	30,501.27
Ethiopia	WABI TOUR TRAVEL AND CAR RENTAL	Travel, food and lodging	553.54
Fiji	KADAVU HOLDINGS LIMITED	Management and admin services	112,262.53

Location of supplier	Supplier name	Category description	Value (USD)
UNFPA continued			
Fiji	UNITED NATIONS CHILDREN'S FUND	Management and admin services	42,811.85
France	ACTED	Apparel, luggage and personal care	45,266.63
France	ACTED	Organizations and clubs	107,817.75
France	ENVIROEARTH	Building and maintenance services	446,645.26
France	ENVIROEARTH	Transportation, storage, mail services	27,113.00
Gambia	KBJ CONFERENCES	Editorial, design, graphic services	45,496.00
Gambia	PARADISE SUITES HOTEL	Travel, food and lodging	59,271.27
Germany	BAYER AG	Management and admin services	6,250.00
Germany	BAYER AG	Pharmaceuticals, contraceptives, vaccines	33,001,381.20
Germany	BAYER AG	Transportation, storage, mail services	309,683.56
Germany	BAYER PHARMA AG	Transportation, storage, mail services	70,432.50
Germany	CANCOM ON LINE GMBH	IT and communications equipment	47,900.00
Germany	CANCOM ON LINE GMBH	Transportation, storage, mail services	3,400.00
Germany	FLEISCHHACKER GMBH AND CO. KG	Medical equipment	837,564.81
Germany	FLEISCHHACKER GMBH AND CO. KG	Transportation, storage, mail services	75,346.53
Germany	ICON-INSTITUT PUBLIC SECTOR GMBH	Published products	41,897.30
Germany	MSS MANAGED SECURITY SERVICES GMBH	Travel, food and lodging	427,760.00
Ghana	ALISA HOTELS	Travel, food and lodging	39,405.48
Ghana	BIG IDEAZ CONSULT	Management and admin services	46,217.81
Ghana	KDF KONSULT GH LTD	Published products	44,539.76
Ghana	LA PALM ROYAL BEACH HOTEL	Travel, food and lodging	31,964.14
Ghana	PURIM AFRICAN YOUTH DEVELOPMENT PLATFORI	Management and admin services	42,169.49
Ghana	TANG PALACE HOTEL	Travel, food and lodging	45,023.64
Gibraltar	TOYOTA GIBRALTAR STOCKHOLDINGS LTD	Motor vehicles and parts	326,053.21
Gibraltar	TOYOTA GIBRALTAR STOCKHOLDINGS LTD	Public sector related services	1,534.96
Gibraltar	TOYOTA GIBRALTAR STOCKHOLDINGS LTD	Transportation, storage, mail services	39,201.91
Guatemala	BANCO DE DESARROLLO RURAL S A	Management and admin services	4,423,883.49
Guatemala	BANCO DE DESARROLLO RURAL S A	Politics and civic affairs services	19,410.36
Guatemala	BANCO DE DESARROLLO RURAL S A	Travel, food and lodging	70,403.90
Guatemala	COFINO STAHL Y COMPANIA S A	Motor vehicles and parts	1,140,575.81
Guatemala	COMITE PERMANENTE DE EXPOSICIONES	Management and admin services	386,935.51
Guatemala	COMITE PERMANENTE DE EXPOSICIONES	Organizations and clubs	33,710.06
Guatemala	COMUNICACIONES CELULARES S A	IT and communications equipment	94,957.00
Guatemala	DATAFLEX, S.A.	Office equipment	95,545.74
Guatemala	GRUPO CENTROAMERICANO GEB S A	Management and admin services	34,233.26
Guatemala	MODULARES PB S A	Furniture	115,313.59
Guatemala	RENTALSA S A	Management and admin services	320,693.42
Guatemala	RENTALSA S A	Motor vehicles and parts	60,027.48
Guatemala	RENTALSA S A	Transportation, storage, mail services	438,696.25
Guatemala	SUMINISTROS Y SOPORTE	Office equipment	34,412.07
Guinea	Y S CONSULTING	Published products	49,628.72
Guinea-Bissau	PROJECTO SAUDE DE BANDIM	Management and admin services	42,393.29
Haiti	BEECCOHBA	Building and maintenance services	45,236.62
Haiti	GROUPE DE SUPPORT EN INFORMATIQUE ET EN	Management and admin services	37,555.00
Haiti	R&R CONSTRUCTION SA	Building and maintenance services	209,573.84
Haiti	V&V CONSTRUCTION	Building and maintenance services	48,456.80
Haiti	YCF GROUP S.A	Building and maintenance services	73,950.00
Honduras	AGENCIA SOBRE LA ROCA S A DE C V	Travel, food and lodging	164,987.03
Honduras	CIDCO HONDURAS S A DE C V	Travel, food and lodging	152,189.58
Honduras	CORPORACIÓN Y PUBLICIDAD FLORES	Travel, food and lodging	93,039.43
Honduras	INDUSTRIAS IMPACTAS S DE R L	Travel, food and lodging	41,201.69
Honduras	INDUSTRIAS MAKNUDO S A DE C V	Travel, food and lodging	46,434.50
Honduras	PROMOCIONALES LECHE Y MIEL S DE R L	Travel, food and lodging	31,295.85
Honduras	VM SOLUCIONES GRAFICAS S DE R L	Travel, food and lodging	35,070.01
India	ACME FORMULATION PVT LTD	Pharmaceuticals, contraceptives, vaccines	64,000.00
India	ACME FORMULATION PVT LTD	Transportation, storage, mail services	2,064.00
India	CIPLA LTD	Pharmaceuticals, contraceptives, vaccines	449,287.80
India	CIPLA LTD	Transportation, storage, mail services	43,672.52
India	CORPORATE CHANNELS INDIA PRIVATE LIMITED	Management and admin services	200.00
India	CORPORATE CHANNELS INDIA PRIVATE LIMITED	Medical equipment	22,253.40
India	CORPORATE CHANNELS INDIA PRIVATE LIMITED	Transportation, storage, mail services	9,025.80
India	CUPID LIMITED	Pharmaceuticals, contraceptives, vaccines	1,057,031.50
India	CUPID LIMITED	Transportation, storage, mail services	156,649.80
India	DATAMATICS GLOBAL SERVICES LTD	Management and admin services	50,500.00
India	DATAMATICS GLOBAL SERVICES LTD	Travel, food and lodging	44,440.00
India	HEXAWARE TECHNOLOGIES LTD.	Management and admin services	52,500.00
India	HLL LIFECARE LIMITED	Medical equipment	27,435.00
India	HLL LIFECARE LIMITED	Pharmaceuticals, contraceptives, vaccines	518,032.02
India	HLL LIFECARE LIMITED	Transportation, storage, mail services	72,208.00
India	IMS HEALTH INFORMATION & CONSULTING	Management and admin services	85,300.00
India	INDUS MEDICARE LIMITED	Pharmaceuticals, contraceptives, vaccines	688,635.33
India	INDUS MEDICARE LIMITED	Transportation, storage, mail services	82,525.00
India	LUPIN LIMITED	Pharmaceuticals, contraceptives, vaccines	53,070.00
India	LUPIN LIMITED	Transportation, storage, mail services	14,500.00
India	MYLAN LABORATORIES LIMITED	Industrial manufacturing services	67,139.42
India	MYLAN LABORATORIES LIMITED	Pharmaceuticals, contraceptives, vaccines	5,162,922.00
India	MYLAN LABORATORIES LIMITED	Transportation, storage, mail services	425,407.26
India	PFIZER PRODUCTS INDIA PVT LTD	Transportation, storage, mail services	193,736.00
India	PFIZER SERVICE COMPANY BVBA	Pharmaceuticals, contraceptives, vaccines	648,000.00
India	PREGNA INTERNATIONAL LIMITED	Medical equipment	84,427.65
India	PREGNA INTERNATIONAL LIMITED	Transportation, storage, mail services	3,600.00
India	SMB CORPORATION OF INDIA	Medical equipment	263,713.50
India	SMB CORPORATION OF INDIA	Transportation, storage, mail services	16,508.00
India	TALEEM RESEARCH FOUNDATION	Travel, food and lodging	36,233.29

Location of supplier	Supplier name	Category description	Value (USD)
UNFPA continued			
Indonesia	PKMK-FAKULTAS KEDOKTERAN UGM	Management and admin services	36,333.74
Indonesia	PT AKSARA BUANA	Medical equipment	39,237.02
Indonesia	PT. PRIMATECH COMPUTAMA INFORMATINDO	IT and communications equipment	34,000.00
Iran (Islamic Republic of)	IRTOYA CO.	Motor vehicles and parts	36,928.56
Iran (Islamic Republic of)	TADAROK TAJHIZE PARS CO	Apparel, luggage and personal care	49,488.97
Iraq	AL-FARAH AL-DAEM COMPANY FOR TRADING	Medical equipment	182,900.00
Iraq	AL-SHATHER COLORS COMPANY	Distribution equipment	39,520.00
Iraq	AL-SHATHER COLORS COMPANY	Furniture	19,220.00
Iraq	AL-SHATHER COLORS COMPANY	Medical equipment	2,160.00
Iraq	AL-SHATHER COLORS COMPANY	Power generation machinery	19,760.00
Iraq	AL AMEEN TRADING FZCO	Furniture	413,700.00
Iraq	AL AMEEN TRADING FZCO	Organizations and clubs	5,378.00
Iraq	AL SAMI GENERAL TRADE COMPANY	Motor vehicles and parts	354,810.00
Iraq	JWANI SHAAR COMPANY	Building and maintenance services	46,975.00
Iraq	JWANI SHAAR COMPANY	Public order and security services	49,000.00
Iraq	KUEHNE NAGEL COMPANY	Transportation, storage, mail services	60,750.00
Iraq	KUEHNE+NAGEL FREIGHT SERVICES/LLC	Transportation, storage, mail services	93,150.00
Iraq	MILANO COMPANY FOR CAR TRADING	Motor vehicles and parts	33,277.00
Iraq	MM I S M S CO FOR GENERAL TRADING LTD	Distribution equipment	400.00
Iraq	MM I S M S CO FOR GENERAL TRADING LTD	Electrical systems components	14,700.00
Iraq	MM I S M S CO FOR GENERAL TRADING LTD	Medical equipment	2,202,455.20
Iraq	MM I S M S CO FOR GENERAL TRADING LTD	Power generation machinery	156,500.00
Iraq	MM I S M S CO FOR GENERAL TRADING LTD	Transportation, storage, mail services	7,000.00
Iraq	MM I S M S CO FOR GENERAL TRADING LTD	Travel, food and lodging	1,153.36
Iraq	MUSLIM AID SERVING HUMANITY	Organizations and clubs	74,580.00
Iraq	NORWEGIAN REFUGEE COUNCIL	Apparel, luggage and personal care	213,550.00
Iraq	NORWEGIAN REFUGEE COUNCIL	Organizations and clubs	65,079.00
Iraq	RIRP-UNFPA	Medical equipment	47,395.50
Iraq	RIRP-UNFPA	Organizations and clubs	81,352.24
Iraq	SAVE THE CHILDREN INTERNATIONAL	Organizations and clubs	182,141.00
Iraq	SHAD COMPANY	Transportation, storage, mail services	95,841.80
Iraq	SHINING STAR GTC	Medical equipment	353,120.00
Iraq	WED AL EMAN COMPANY	Building and maintenance services	435,750.00
Iraq	WOMEN EMPOWERMENT ORGANIZATION	Organizations and clubs	312,487.60
Ireland	ALERE INTERNATIONAL LIMITED	Medical equipment	746,556.00
Ireland	ALERE INTERNATIONAL LIMITED	Transportation, storage, mail services	32,625.86
Ireland	SRI EXECUTIVE	Travel, food and lodging	80,000.00
Israel	AHEEM KAMEL IBEDAT LAVODOT KLALIYOU	Building and maintenance services	57,818.82
Israel	AHEEM KAMEL IBEDAT LAVODOT KLALIYOU	Management and admin services	340,110.72
Israel	UNITED NATIONS DEVELOPMENT PROGRAMMEPA	Public order and security services	45,563.90
Italy	CAPGEMINI ITALIA S P A	Transportation, storage, mail services	9,241.71
Italy	CAPGEMINI ITALIA S P A	Travel, food and lodging	102,396.07
Italy	FAZZINI S.R.L.	Electrical systems components	43,300.00
Italy	FAZZINI S.R.L.	Medical equipment	954,775.00
Italy	FAZZINI S.R.L.	Transportation, storage, mail services	95,020.00
Italy	INTERTEK ITALIA SPA	Engineering and research services	59,565.00
Italy	INTERTEK ITALIA SPA	Transportation, storage, mail services	21,198.00
Italy	KPMG ADVISORY S P A	Management and admin services	128,604.30
Italy	KPMG ADVISORY S P A	Organizations and clubs	30,000.00
Italy	KPMG ADVISORY S P A	Transportation, storage, mail services	7,900.00
Italy	UNITED NATIONS SYSTEM STAFF COLLEGE	Travel, food and lodging	50,000.00
Italy	WFP	Apparel, luggage and personal care	91,257.60
Italy	WFP	Financial and insurance services	135.68
Italy	WFP	Power generation machinery	116,040.00
Italy	WFP	Transportation, storage, mail services	44,499.54
Jamaica	SAGICOR POOLED INVESTMENT FUNDS LIMITED	Travel, food and lodging	42,000.00
Japan	UNITED NATIONS UNIVERSITY	Management and admin services	67,251.06
Jordan	AL MOTAKAMILAH LIL TAJMEEA WAL TAJHEEZ	Motor vehicles and parts	70,621.47
Jordan	AMER JUMA TRADING EST	Apparel, luggage and personal care	46,610.17
Jordan	JORDAN SWEDEN MEDICAL JOSWE	Medical equipment	29,661.02
Jordan	JORDAN SWEDEN MEDICAL JOSWE	Pharmaceuticals, contraceptives, vaccines	13,418.08
Jordan	KHOURY DRUG STORE CO	Pharmaceuticals, contraceptives, vaccines	37,217.51
Jordan	KUEHNE AND NAGEL JORDAN LIMITED	Transportation, storage, mail services	112,308.69
Jordan	MATRIX BUSINESS TECHNOLOGY CO	IT and communications equipment	102,814.26
Jordan	NABIH NABULSI DRUGSTORES CO	Pharmaceuticals, contraceptives, vaccines	42,231.64
Jordan	PLATINUM COMPANY FOR CARS TRADING	Motor vehicles and parts	54,000.00
Jordan	RIDA JARDANEH DRUG STORE	Pharmaceuticals, contraceptives, vaccines	47,552.74
Jordan	SPECIALIZED TECHNICAL SERVICES (STS)	IT and communications equipment	92,053.11
Jordan	STARS ORBIT CONSULTANTS AND MANAGEMENT	Education and training services	96,385.52
Jordan	STARS ORBIT CONSULTANTS AND MANAGEMENT	Management and admin services	36,440.00
Jordan	STARS ORBIT CONSULTANTS AND MANAGEMENT	Transportation, storage, mail services	10,907.00
Jordan	STARS ORBIT CONSULTANTS AND MANAGEMENT	Travel, food and lodging	61,142.80
Jordan	UNITY TRADING EST	Motor vehicles and parts	31,002.82
Kenya	AMTECH SALES LTD	Industrial manufacturing services	34,482.76
Kenya	APEX COMMUNICATIONS LTD	Management and admin services	36,400.00
Kenya	BAKER TILLY MERALI'S	Management and admin services	68,427.00
Kenya	BCD TRAVEL LIMITED	Transportation, storage, mail services	37,370.00
Kenya	KENYA MEDICAL SUPPLIES AGENCY	Transportation, storage, mail services	97,655.12
Kenya	STANDARD CHARTERED BANK KENYA LTD	Travel, food and lodging	41,670.31
Kenya	UN OFFICE AT NAIROBI (UNON)	Management and admin services	74,352.49
Kenya	UN OFFICE AT NAIROBI (UNON)	Organizations and clubs	41,318.00
Kenya	UNITED NATIONS SUPPORT OFFICE FOR AMISOM	Organizations and clubs	28,046.34
Kenya	UNITED NATIONS SUPPORT OFFICE FOR AMISOM	Public sector related services	3,285.44
Kuwait	UNAMI	Organizations and clubs	129,708.71

Location of supplier	Supplier name	Category description	Value (USD)
UNFPA continued			
Kuwait	UNAMI	Public order and security services	70,712.96
Lao People's Democratic Republic	INDOCHINA RESEARCH LAO CO LTD	Management and admin services	76,030.00
Lao People's Democratic Republic	UNITED NATIONS DEVELOPMENT PROGRAMME	Transportation, storage, mail services	36,133.97
Latvia	GRINDEKS	Pharmaceuticals, contraceptives, vaccines	959,514.80
Latvia	GRINDEKS	Transportation, storage, mail services	93,930.00
Lebanon	IDEAS ADVERTISING & PROMOTIONAL	Industrial manufacturing services	33,000.00
Lesotho	AVANI MASERU HOTEL	Travel, food and lodging	67,311.16
Lesotho	SUPERB BUSINESS SERVICES	Apparel, luggage and personal care	89,992.40
Liberia	HENRY REED COOPER	Management and admin services	175,000.00
Liberia	UNDP, LIBERIA	Public sector related services	97,634.01
Libya	UNDP REPRESENTATIVE IN LIBYA	Motor vehicles and parts	45,889.87
Madagascar	ATW INSTITUT DE SONDAGE DE RECHERCHES	Management and admin services	50,352.20
Madagascar	BLUE BERRY TRAVEL	Travel, food and lodging	30,621.36
Madagascar	FOCUS	Management and admin services	43,579.17
Madagascar	MIEL SANTE	Medical equipment	45,244.13
Malawi	EVELYN INVESTMENTS COMPANY	Management and admin services	35,322.00
Malaysia	KAREX INDUSTRIES SDN BHD	Pharmaceuticals, contraceptives, vaccines	8,131,042.73
Malaysia	KAREX INDUSTRIES SDN BHD	Transportation, storage, mail services	649,362.48
Mali	ENT MODIBO KANE SIDIBE	Management and admin services	32,702.56
Mali	INFO STAT DOUMBIA BAKARY	Management and admin services	31,616.76
Mauritania	BINOR SARL	Management and admin services	32,328.80
Mauritania	HADINA RIM TIC	Management and admin services	40,531.47
Mexico	ARAMED Y LABORATORIO S A DE C V	Medical equipment	41,574.56
Mexico	OMAR RODRIGUEZ PASTRANA	Electrical systems components	22,680.70
Mexico	OMAR RODRIGUEZ PASTRANA	Medical equipment	59,351.48
Mexico	OMAR RODRIGUEZ PASTRANA	Transportation, storage, mail services	647.25
Mexico	PILAR GOMEZ ARELLANO	Management and admin services	114,000.00
Mongolia	KPMG AUDIT LLC	Financial and insurance services	31,198.78
Mongolia	SHINE EHLEH TSEG NGO	Management and admin services	39,813.74
Mozambique	AFRITOOL (PTY) LTD	Motor vehicles and parts	176,689.00
Mozambique	AFRITOOL (PTY) LTD	Transportation, storage, mail services	23,310.00
Mozambique	CARMOC	Office equipment	32,408.22
Mozambique	ICTL INDUSTRIA E COMERCIO INTERNACIONAL	Apparel, luggage and personal care	27,906.98
Mozambique	ICTL INDUSTRIA E COMERCIO INTERNACIONAL	Transportation, storage, mail services	2,242.52
Mozambique	MAGGIE MASAI IMPORT EXPORT LDA	Office equipment	89,631.47
Mozambique	MEDIS FARMACEUTICA LDA	Pharmaceuticals, contraceptives, vaccines	62,055.98
Mozambique	PERS SHOP LDA	Motor vehicles and parts	37,490.17
Mozambique	PREMIUM DE WALTER MICHEL R ANTONIO	Office equipment	31,424.41
Mozambique	PROMETAL LDA	Furniture	51,970.62
Mozambique	QUIDGEST SOFTWARE PLANT LDA	IT and communications equipment	40,191.55
Mozambique	RIPLEX INDUSTRIA DE EMBALAGENS PLASTICAS	Motor vehicles and parts	83,946.51
Myanmar	ACE DRAGON GROUP OF COMPANIES	Travel, food and lodging	740,449.98
Myanmar	BASIN INTERNATIONAL LTD	Apparel, luggage and personal care	129,248.00
Myanmar	BASIN INTERNATIONAL LTD	Travel, food and lodging	110,740.00
Myanmar	KAUS GROUP CO LTD	Travel, food and lodging	54,950.00
Myanmar	MAHAR SWE ADVERTISING CO LTD	Travel, food and lodging	396,060.22
Myanmar	MOE KAUNG KIN	Industrial manufacturing services	446,007.31
Myanmar	TUN KHIT CO LTD	Travel, food and lodging	61,791.04
Nepal	DR CHANDRA PRAKASH MASKEY	Management and admin services	34,975.56
Nepal	FISTULA FREE NEPAL BPKIHS DHARAN	Organizations and clubs	42,063.80
Nepal	NEPAL DEVELOPMENT RESEARCH INSTITUTE	Organizations and clubs	106,936.96
Nepal	SANCHARIKA SAMUHA/NEPAL	Management and admin services	39,588.82
Nepal	TRI SHAKTI TRADERS	Medical equipment	34,413.07
Netherlands	IMRES	Medical equipment	315,107.19
Netherlands	IMRES	Pharmaceuticals, contraceptives, vaccines	878,703.00
Netherlands	IMRES	Transportation, storage, mail services	132,353.50
Netherlands	MILLSON B V	Medical equipment	142,307.69
Netherlands	MILLSON B V	Motor vehicles and parts	380,573.25
Netherlands	MSD B V	Medical equipment	-
Netherlands	MSD B V	Pharmaceuticals, contraceptives, vaccines	31,848,502.38
Netherlands	MSD B V	Transportation, storage, mail services	530,935.04
Netherlands	STICHTING NOOR FOUNDATION	Transportation, storage, mail services	27,940.00
Netherlands	STICHTING NOOR FOUNDATION	Travel, food and lodging	52,000.00
Netherlands	THE MEDICAL EXPORT GROUP BV	Electrical systems components	75,188.54
Netherlands	THE MEDICAL EXPORT GROUP BV	Industrial manufacturing services	27,250.00
Netherlands	THE MEDICAL EXPORT GROUP BV	Medical equipment	8,701,050.88
Netherlands	THE MEDICAL EXPORT GROUP BV	Pharmaceuticals, contraceptives, vaccines	2,806,584.50
Netherlands	THE MEDICAL EXPORT GROUP BV	Transportation, storage, mail services	961,037.56
Niger	EGO SA	Travel, food and lodging	67,965.03
Niger	IDP SA	Travel, food and lodging	33,604.42
Niger	PROGRAM. NATIONS U. POUR LE DÉVELOPPEMEN	Public order and security services	68,766.50
Niger	PROGRAM. NATIONS U. POUR LE DÉVELOPPEMEN	Travel, food and lodging	68,766.50
Nigeria	BARCELONA HOTELS LTD	Travel, food and lodging	45,116.44
Nigeria	DAMCO LOGISTICS LTD	Travel, food and lodging	40,699.41
Nigeria	ESSIEN GATES LIMITED	Travel, food and lodging	43,056.75
Nigeria	FAKI IDRIS NIG LTD	Management and admin services	36,503.71
Nigeria	IPS PAINTS NIG ENT	Travel, food and lodging	42,126.17
Nigeria	KHALLIHLI NIGERIA LIMITED	Travel, food and lodging	43,334.54
Nigeria	NITAJ NIG LTD	Travel, food and lodging	43,001.19
Nigeria	PRIME OPTION AND GENERAL ENTERPRISES LTD	Travel, food and lodging	45,251.25
Nigeria	TRANSCORP HOTELS PLC	Travel, food and lodging	30,877.69
Nigeria	VODACOM BUSINESS AFRICA (NIG) LTD	Travel, food and lodging	98,689.21
Nigeria	ZAKYA'U AND COMPANY NIG LTD	Travel, food and lodging	43,723.43
Norway	EMPTOR INTERNATIONAL AS	Industrial manufacturing services	639,618.07

Location of supplier	Supplier name	Category description	Value (USD)
UNFPA continued			
Norway	EMPTOR INTERNATIONAL AS	Motor vehicles and parts	408,880.00
Norway	LAERDAL MEDICAL AS	Medical equipment	92,188.00
Norway	LAERDAL MEDICAL AS	Transportation, storage, mail services	2,800.00
Norway	MARLINK ENTERPRISE AS	Public sector related services	49,152.00
Norway	NORWEGIAN REFUGEE COUNCIL	Management and admin services	486,143.00
Norway	NORWEGIAN REFUGEE COUNCIL	Travel, food and lodging	90,418.00
Oman	ADHAM BIN TAREQ AL-SAID	Management and admin services	49,870.13
Oman	SECURITY & SAFETY SERVICES LLC	Public order and security services	43,254.84
Pakistan	ADD ON COMUNICATIONS PVT LTD	Furniture	33,522.55
Pakistan	UNITED TRADERS	Apparel, luggage and personal care	36,549.45
Panama	EDEMET S.A.	Public sector related services	36,000.00
Panama	FUNDACION CIUDAD DEL SABER	Management and admin services	115,968.00
Panama	PRIMER GRUPO DE SEGURIDAD TOTAL S A	Public order and security services	37,930.80
Paraguay	TERMINOBRAS S A	Building and maintenance services	49,727.04
Peru	LUIS ALBERTO VERASTEGUI BECERRA	Apparel, luggage and personal care	95,487.28
Peru	UNOPS	Travel, food and lodging	60,729.96
Peru	ZHI HAO S.A.C.	Travel, food and lodging	128,291.28
Philippines	ASIA SOCIETY FOR SOCIAL IMPROVEMENT	Travel, food and lodging	142,534.43
Philippines	GEM STATIONERY, INC.	Apparel, luggage and personal care	131,435.08
Philippines	GEM STATIONERY, INC.	Travel, food and lodging	33,375.87
Philippines	JJKE TRADING	Travel, food and lodging	35,252.61
Portugal	CTEL COMPANHIA TECNOL EMPRESA LDA	IT and communications equipment	185,911.20
Portugal	CTEL COMPANHIA TECNOL EMPRESA LDA	Transportation, storage, mail services	12,422.98
Portugal	FUTURVIDA LDA	Medical equipment	179,035.93
Portugal	FUTURVIDA LDA	Motor vehicles and parts	2,022.38
Republic of Moldova	ACTION GLOBAL COMMUNICATIONS SRL	Management and admin services	41,247.00
Republic of Moldova	ADCENTER SRL	Engineering and research services	47,570.00
Romania	MINISTRY OF FOREIGN AFFAIRS OF ROMANIA	Management and admin services	118,343.80
Rwanda	PRINTEX LTD	Industrial manufacturing services	33,049.94
Senegal	AFRICA CONSULTING & TRADING	Organizations and clubs	11,976.00
Senegal	AFRICA CONSULTING & TRADING	Travel, food and lodging	27,945.00
Senegal	PNUD SENEGAL	Management and admin services	155,526.42
Senegal	STATAFRICA SARL	Management and admin services	47,649.15
Senegal	WORLD NEWS NETWORK	Management and admin services	37,000.00
Senegal	WORLD NEWS NETWORK	Travel, food and lodging	30,000.00
Sierra Leone	ABBRIST CONSTRUCTION	Building and maintenance services	164,068.63
Sierra Leone	AFCOM SL LTD	Public sector related services	60,000.00
Sierra Leone	ASSIL TRADING	Building and maintenance services	164,710.46
Sierra Leone	BINTASSCO	Building and maintenance services	98,639.20
Sierra Leone	BRAC SIERRA LEONE	Management and admin services	42,201.93
Sierra Leone	EMMA E FRASER	Management and admin services	31,625.00
Sierra Leone	HEALTH SUPPLY MATTERS	Management and admin services	33,600.00
Sierra Leone	JOEL EDMUNDS	Building and maintenance services	66,496.14
Sierra Leone	LONMAC INVESTMENT	Building and maintenance services	33,993.37
Sierra Leone	REGIMANUEL GRAY SL LTD	Building and maintenance services	125,913.19
Sierra Leone	SIERRA LEONE NATIONAL PETROLEUM LIMITED	Public sector related services	64,850.55
Sierra Leone	YA-MARIE INVESTMENT & GENERAL MERCHAND	Building and maintenance services	56,046.15
Sierra Leone	YESHU INVESTMENT SL	Building and maintenance services	37,471.63
Singapore	TOYOTA TSUSHO ASIA PACIFIC PTE LTD	Motor vehicles and parts	32,000.00
Somalia	HILLAC BUSINESS CENTER	Apparel, luggage and personal care	35,709.18
Somalia	HILLAC BUSINESS CENTER	Management and admin services	535.64
South Africa	ACTIVE RESEARCH DEVELOPMENT CONSULTING	Management and admin services	38,811.20
South Africa	BIRCHWOOD HOTEL	Travel, food and lodging	39,420.08
South Africa	DAETA INTERNATIONAL TRADITIONAL CC	Building and maintenance services	39,503.58
South Africa	JHI GEMGROW PROPERTIES LIMITED	Management and admin services	33,610.18
South Africa	JHI VUKILE TRUST ACCOUNT	Management and admin services	118,083.70
South Africa	KADIMAH TRADING CORPORATION (PTY) LTD	Industrial manufacturing services	35,472.00
South Africa	LIPPY'S INTOUCH STATIONERS	Office equipment	49,999.82
South Africa	PROTEA HOTEL BALALAIKA	Travel, food and lodging	32,717.98
South Africa	REN FORM CC	Industrial manufacturing services	163,000.00
South Africa	REN FORM CC	Transportation, storage, mail services	5,500.00
South Africa	SERVEST SECURITY	Public order and security services	64,532.72
South Africa	SOUTHERN SUN CAPE SUN	Transportation, storage, mail services	309.96
South Africa	SOUTHERN SUN CAPE SUN	Travel, food and lodging	33,747.36
South Africa	THE CHIVA SOUTH AFRICA FOUNDATION TRUST	Management and admin services	37,417.36
South Africa	UMTHOMBO WEMPILO INSTITUTE	Management and admin services	30,464.59
South Africa	WORLD VISION OF SA	Management and admin services	48,291.23
South Sudan	GALAXY STAR INTERNATIONAL	Organizations and clubs	41,340.00
Spain	JOSE MIGUEL POVEDA S A	Apparel, luggage and personal care	105,589.00
Spain	JOSE MIGUEL POVEDA S A	Transportation, storage, mail services	18,520.00
Spain	LABORATORIOS LEON FARMA S A	Pharmaceuticals, contraceptives, vaccines	178,350.00
Spain	LABORATORIOS LEON FARMA S A	Transportation, storage, mail services	24,740.00
Spain	SPANISH KITS COMPANY S L	Apparel, luggage and personal care	221,422.11
Spain	SPANISH KITS COMPANY S L	Medical equipment	266,926.38
Spain	SPANISH KITS COMPANY S L	Transportation, storage, mail services	24,696.15
Sudan	ALSAMANI ABDELMAHMOUD FOR TRADING AND	Travel, food and lodging	41,911.77
Sudan	ALWASILA ALRASHIED HASSAN-ALBASMALA	Furniture	36,902.22
Sudan	ANGLO PETRO FOR INTEGRATED SOLUTION	IT and communications equipment	40,656.00
Sudan	BLACK GOLD LOGISTICS CO.LTD	Transportation, storage, mail services	140,543.45
Sudan	CENTRAL ADVANCED DIGITECH CO LTD	Travel, food and lodging	35,849.52
Sudan	HURRIA PRINTING PRESS/ALI NOUR ZOHAIR	Travel, food and lodging	95,370.00
Sudan	REETAL DEVELOPMENT CO LTD	Travel, food and lodging	99,834.00
Sudan	RETAL DEVELOPMENT CO LTD	Travel, food and lodging	198,079.27
Sudan	SPARTA MEDICAL ENTERPRISE	Travel, food and lodging	48,582.62

Location of supplier	Supplier name	Category description	Value (USD)
UNFPA continued			
Sudan	WFP SUDAN JUBA IMPREST	Public sector related services	43,557.00
Sudan	WORLD FOOD PROGRAMME SUDAN IMPREST AC(	Travel, food and lodging	66,625.00
Switzerland	UNHCR GENEVA	Building and maintenance services	49,491.00
Syrian Arab Republic	ABDULAZIZ ALKADRI	Pharmaceuticals, contraceptives, vaccines	34,333.49
Syrian Arab Republic	AHMAD FIRAS ABD ALLA MASRI	Electrical systems components	305,038.36
Syrian Arab Republic	AL AMIN MEDICAL INSTRUMENTS CO.LTD.	Medical equipment	33,092.00
Syrian Arab Republic	ALLOUCH FOR INFORMATICS COMPANY	IT and communications equipment	96,124.00
Syrian Arab Republic	AYMAN HARBA & PARTNER CO	Medical equipment	35,484.38
Syrian Arab Republic	BAROUD PHARMA/MHD SUBHI BAROUD	Pharmaceuticals, contraceptives, vaccines	112,751.29
Syrian Arab Republic	CENTER OF INTERNATIONAL TRADE L L C	Medical equipment	50,099.30
Syrian Arab Republic	ENERTEC-MHD ANAS AL-HAFFAR	Apparel, luggage and personal care	259,983.70
Syrian Arab Republic	ENERTEC-MHD ANAS AL-HAFFAR	Medical equipment	353,147.52
Syrian Arab Republic	FILM TRADING COMPANY	Medical equipment	50,888.61
Syrian Arab Republic	FOUR SEASONS HOTEL DAMASCUS	Travel, food and lodging	438,415.26
Syrian Arab Republic	GHIDA HAEDAR ALJLANI	Management and admin services	32,000.00
Syrian Arab Republic	GLOBAL ENGINEERING COMPANY	Building and maintenance services	31,654.12
Syrian Arab Republic	ITC PHARMA AHMAD BAALBAKI DRUGSTORE	Pharmaceuticals, contraceptives, vaccines	77,692.53
Syrian Arab Republic	KARDISI COMPANY	Public sector related services	297,220.10
Syrian Arab Republic	MASRI & JAZAIRI FOR TRADING CO	Electrical systems components	137,000.00
Syrian Arab Republic	MASRI & JAZAIRI FOR TRADING CO	Medical equipment	115,050.00
Syrian Arab Republic	MHD BASHEER SALAS	Electrical systems components	38,000.00
Syrian Arab Republic	MHD BASHEER SALAS	Medical equipment	37,150.00
Syrian Arab Republic	MHD MOHANNAD MHD ADNAN AL HARIRI EST	Management and admin services	43,500.00
Syrian Arab Republic	MOHAMAD-BASSEL ABDALLAH SHEIKH	Medical equipment	116,195.40
Syrian Arab Republic	MOHAMAD-BASSEL ABDALLAH SHEIKH	Power generation machinery	14,430.00
Syrian Arab Republic	MOHAMAD MARWAN ATIF EL-GHAFRI	Medical equipment	37,786.95
Syrian Arab Republic	MR RAMI KABALAN	Apparel, luggage and personal care	1,772,894.43
Syrian Arab Republic	MR RAMI KABALAN	Medical equipment	30,200.63
Syrian Arab Republic	MR RAMI KABALAN	Transportation, storage, mail services	300.00
Syrian Arab Republic	PUZANT YACOUBIAN GROUP	Electrical systems components	130,625.00
Syrian Arab Republic	PUZANT YACOUBIAN GROUP	Medical equipment	212,000.00
Syrian Arab Republic	PUZANT YACOUBIAN GROUP	Transportation, storage, mail services	2,235.00
Syrian Arab Republic	RASHID MHD ZAHIR AL FAISAL	Pharmaceuticals, contraceptives, vaccines	97,115.66
Syrian Arab Republic	STE SHARIKAT KASEM IT LEL TEJARA	IT and communications equipment	31,933.34
Tajikistan	LLC NURI CHASHM	Electrical systems components	11,582.62
Tajikistan	LLC NURI CHASHM	Medical equipment	22,597.46
Thailand	AMARI HOTELS AND RESORTS CO., LTD	Education and training services	7,679.88
Thailand	AMARI HOTELS AND RESORTS CO., LTD	Travel, food and lodging	23,268.22
Thailand	DELL CORPORATION (THAILAND) CO., LTD.	IT and communications equipment	35,160.45
Thailand	DELL CORPORATION (THAILAND) CO., LTD.	Power generation machinery	3,104.83
Thailand	GBT (THAILAND) CO LTD	Transportation, storage, mail services	37,432.15
Thailand	GBT (THAILAND) CO LTD	Travel, food and lodging	30.14
Thailand	INSTITUTE FOR POPULATION& SOCIAL RESEARC	Travel, food and lodging	69,600.00
Thailand	SURETEX LIMITED	Management and admin services	354.00
Thailand	SURETEX LIMITED	Pharmaceuticals, contraceptives, vaccines	2,683,819.58
Thailand	SURETEX LIMITED	Transportation, storage, mail services	416,052.60
Thailand	UN ESCAP	Management and admin services	327,932.00
Turkey	ALTUNOZ ITH IHR SAN VE TIC LTD STI	Apparel, luggage and personal care	302,600.00
Turkey	ALTUNOZ ITH IHR SAN VE TIC LTD STI	Medical equipment	1,048,450.00
Turkey	DERER OMAY INSAAT SANAYI VE TICARET LTD	Organizations and clubs	53,539.40
Turkey	GOKALP PROJE VE MUSAVIRLIK A S	Management and admin services	78,000.00
Turkey	OFM MUHENDISLIK MUMESSILLIK METAL SANAYI	Public order and security services	49,250.00
Turkey	RAM DIS TICARET A S	Apparel, luggage and personal care	7,081,909.00
Turkey	RAM DIS TICARET A S	Industrial manufacturing services	161,320.00
Turkey	RAM DIS TICARET A S	Medical equipment	847,774.00
Turkey	RAM DIS TICARET A S	Transportation, storage, mail services	405,021.00
Turkey	SERENAS ULUSLARARASI KONGRE ORGANIZASYOI	Education and training services	159,696.88
Turkey	SERENAS ULUSLARARASI KONGRE ORGANIZASYOI	Transportation, storage, mail services	293,735.86
Turkey	SERENAS ULUSLARARASI KONGRE ORGANIZASYOI	Travel, food and lodging	69,968.60
Turkey	SREO DANISMANLIK LIMITED SIRKETI	Management and admin services	208,590.00
Turkey	UDA DANISMANLIK MUS TUR ORG TIC LTD STI	Management and admin services	41,203.71
Turkey	WORLD FOOD PROGRAMME	Public order and security services	41,672.00
Uganda	ACCESS GLOBAL LIMITED	Management and admin services	87,560.00
Uganda	CGS ENTERPRISES U LTD	Apparel, luggage and personal care	753,971.70
Uganda	CGS ENTERPRISES U LTD	Organizations and clubs	262,510.60
Uganda	CGS ENTERPRISES U LTD	Transportation, storage, mail services	870,700.00
Uganda	EFICON CONSULTING LIMITED	Management and admin services	72,003.60
Uganda	HILCORP BUSINESS SOLUTIONS LTD	Organizations and clubs	37,377.96
Uganda	HIPO AFRICA LTD	Management and admin services	59,800.00
Uganda	IMPERIAL RESORT BEACH HOTEL	Editorial, design, graphic services	10,996.00
Uganda	IMPERIAL RESORT BEACH HOTEL	Travel, food and lodging	44,790.00
Uganda	IMPRINT BRAND LIMITED	Office equipment	44,900.00
Uganda	LEGIT AND 1 TECHNOLOGIES	Office equipment	47,369.60
Uganda	MID WORLD ENTERPRISES	Office equipment	48,312.41
Uganda	NATIONAL ENVIRONMENT FUND	Management and admin services	221,400.00
Uganda	REEV CONSULT INTERNATIONAL LTD	Management and admin services	31,784.40
Uganda	SAMASHA MEDICAL FOUNDATION LIMITED	Management and admin services	76,983.89
Ukraine	INTELLIGENT SOLUTIONS LLC	Management and admin services	30,898.69
United Arab Emirates	AL GHURAIR PRINTING AND PUBLISHING L L C	Industrial manufacturing services	78,000.00
United Arab Emirates	AL GHURAIR PRINTING AND PUBLISHING L L C	Transportation, storage, mail services	32,000.00
United Arab Emirates	EBSAR GEN TR LLC	IT and communications equipment	57,751.20
United Arab Emirates	INTERNATIONAL SOS (GULF) WLL	Transportation, storage, mail services	36,800.00
United Arab Emirates	INTERNATIONAL SOS (GULF) WLL	Travel, food and lodging	5,520.00
United Arab Emirates	NRS INTERNATIONAL FZCOA	Office equipment	29,712.00

Location of supplier	Supplier name	Category description	Value (USD)
UNFPA continued			
United Arab Emirates	NRS INTERNATIONAL FZCOA	Transportation, storage, mail services	19,950.00
United Arab Emirates	UN WFP - DUBAI	Electrical systems components	1,141,427.90
United Arab Emirates	UN WFP - DUBAI	Motor vehicles and parts	1,143,438.12
United Kingdom of Great Britain and Northern Ireland	AEGIS ENGINEERING LIMITED	Motor vehicles and parts	35,549.63
United Kingdom of Great Britain and Northern Ireland	CEDAR CONSULTING (UK) LTD	Management and admin services	99,980.00
United Kingdom of Great Britain and Northern Ireland	DEVELOPMENT MEDIA INTER ASSOCIATES CIC	Management and admin services	79,104.00
United Kingdom of Great Britain and Northern Ireland	ITAD LTD	Travel, food and lodging	362,919.78
United Kingdom of Great Britain and Northern Ireland	MIND TOOLS LTD	Education and training services	37,721.20
United Kingdom of Great Britain and Northern Ireland	MOORE STEPHENS LLP	Engineering and research services	56,613.00
United Kingdom of Great Britain and Northern Ireland	MOORE STEPHENS LLP	Financial and insurance services	886,362.01
United Kingdom of Great Britain and Northern Ireland	MOORE STEPHENS LLP	Management and admin services	39,696.00
United Kingdom of Great Britain and Northern Ireland	MOORE STEPHENS LLP	Transportation, storage, mail services	10,062.00
United Kingdom of Great Britain and Northern Ireland	MOORE STEPHENS LLP	Travel, food and lodging	351,520.00
United Kingdom of Great Britain and Northern Ireland	OGILVY & MATHER GROUP (HOLDINGS) LTD	Management and admin services	295,850.21
United Kingdom of Great Britain and Northern Ireland	ORGANISATION DEVELOPMENT & RESEARCH LTD	Transportation, storage, mail services	8,715.80
United Kingdom of Great Britain and Northern Ireland	ORGANISATION DEVELOPMENT & RESEARCH LTD	Travel, food and lodging	181,820.32
United Kingdom of Great Britain and Northern Ireland	PAMELA STEELE ASSOCIATES LTD	Management and admin services	169,005.00
United Kingdom of Great Britain and Northern Ireland	STAPLEFORD SCIENTIFIC SERVICES LIMITED	Travel, food and lodging	31,000.00
United Kingdom of Great Britain and Northern Ireland	THE FEMALE HEALTH COMPANY	Pharmaceuticals, contraceptives, vaccines	4,845,551.50
United Kingdom of Great Britain and Northern Ireland	THE FEMALE HEALTH COMPANY	Transportation, storage, mail services	96,952.00
United States of America	605 3RD AVE FEE LLC	Management and admin services	4,404,630.60
United States of America	605 3RD AVE FEE LLC	Public sector related services	1,610,040.00
United States of America	AKRAM ALDROUBI	Management and admin services	50,000.00
United States of America	ALTIRNAO INC	Travel, food and lodging	128,000.00
United States of America	ARIES COMPUTER SYSTEMS, INC	Management and admin services	167,136.00
United States of America	ARIES COMPUTER SYSTEMS, INC	Travel, food and lodging	363,656.00
United States of America	ASPEN HEALTHCARE SERVICES LLC	Management and admin services	407,327.20
United States of America	ASPEN HEALTHCARE SERVICES LLC	Organizations and clubs	2,247,549.67
United States of America	AUTOMATED GRAPHIC SYSTEMS	Industrial manufacturing services	108,130.00
United States of America	AUTOMATED GRAPHIC SYSTEMS	Transportation, storage, mail services	8,158.00
United States of America	BLUE GREEN VISION	Travel, food and lodging	30,000.00
United States of America	CARAHSOFT TECHNOLOGY CORPORATION	Travel, food and lodging	73,793.12
United States of America	CISCO SYSTEMS, INC	IT and communications equipment	34,368.98
United States of America	CULINART INC	Travel, food and lodging	65,565.63
United States of America	CYBER KORP INC.	Engineering and research services	112,000.00
United States of America	CYBER KORP INC.	Travel, food and lodging	42,400.00
United States of America	CYCLE TECHNOLOGIES, INC.	Medical equipment	48,280.00
United States of America	CYCLE TECHNOLOGIES, INC.	Transportation, storage, mail services	8,292.00
United States of America	DEV PRO LLC	Management and admin services	38,582.00
United States of America	DPA FOUNDATION INC	Management and admin services	35,135.00
United States of America	ELSEVIER INC	Travel, food and lodging	38,529.00
United States of America	EMERGING MARKETS COMMUNICATIONS	Management and admin services	30,299.60
United States of America	EMERGING MARKETS COMMUNICATIONS	Public sector related services	62,971.08
United States of America	EMERGING MARKETS COMMUNICATIONS	Travel, food and lodging	81,678.84
United States of America	ENVIRONMENTAL SYSTEMS RESEARCH INSTITUTE	IT and communications equipment	38,500.00
United States of America	ERIKSEN TRANSLATIONS INC	Travel, food and lodging	37,489.27
United States of America	ERNST & YOUNG US LLP	Travel, food and lodging	390,243.00
United States of America	FISHER BROTHERS FINANCIAL AND DEV CO LLC	Industrial cleaning services	226,427.52
United States of America	FORCIER CONSULTING LLC	Management and admin services	44,955.00
United States of America	GAUMARD SCIENTIFIC COMPANY	Medical equipment	463,360.25
United States of America	GAUMARD SCIENTIFIC COMPANY	Transportation, storage, mail services	43,249.44
United States of America	GLOBAL DEVELOPMENT SUPPORT LLC	Industrial manufacturing services	266,865.00
United States of America	HNA TRAINING CENTER NY LLC	Education and training services	31,600.00
United States of America	ICF MACRO INC	Management and admin services	87,342.05
United States of America	IDEO LP	Travel, food and lodging	199,852.00
United States of America	IMMAP INC	Management and admin services	34,160.57
United States of America	INDIAN OCEAN PROPERTIES LLC	Management and admin services	159,600.00
United States of America	INTERNATIONAL SOLUTIONS GROUP	Travel, food and lodging	129,800.00
United States of America	INTERNATIONAL SOS ASSISTANCE INC	Travel, food and lodging	30,000.00
United States of America	JOHN SNOW INC	Management and admin services	79,315.00
United States of America	LENOVO UNITED STATES INC	Travel, food and lodging	86,484.00
United States of America	MICROSOFT LICENSING, GP	Engineering and research services	170,343.65
United States of America	MYAMOTO INTERNATIONAL INC	Management and admin services	67,535.00
United States of America	NETWORK DYNAMICS INC	IT and communications equipment	103,805.17
United States of America	OFFICE MAX	Office equipment	35,000.00
United States of America	OLD AMERICAN INCORPORATED	Travel, food and lodging	156,248.36
United States of America	ORB INTERNATIONAL LLC	Industrial manufacturing services	122,191.40
United States of America	PAN AMERICAN HEALTH ORGANIZATION	Transportation, storage, mail services	30,051.35
United States of America	PLANSON INTERNATIONAL CORPORATION	IT and communications equipment	982,774.00
United States of America	PLANSON INTERNATIONAL CORPORATION	Office equipment	37,528.00
United States of America	PLANSON INTERNATIONAL CORPORATION	Power generation machinery	1,136.00
United States of America	PLANSON INTERNATIONAL CORPORATION	Printing, photo and AV equipment	12,877.00
United States of America	PLANSON INTERNATIONAL CORPORATION	Transportation, storage, mail services	41,861.00
United States of America	PRICEWATERHOUSECOOPERS PUBLIC SECTOR	Management and admin services	164,073.75
United States of America	PROGRAPHICS, INC.	Editorial, design, graphic services	30,930.52
United States of America	PROGRAPHICS, INC.	Industrial manufacturing services	194,972.00
United States of America	PROGRAPHICS, INC.	Management and admin services	25,971.85
United States of America	SADA SYSTEMS INC	Engineering and research services	30,000.00
United States of America	SADA SYSTEMS INC	Travel, food and lodging	331,830.00
United States of America	T-MOBILE(FORMERLY VOICESTREAM WIRELESS)	Public sector related services	130,000.00
United States of America	T AND T COMPUTER CONSULTING SERVICES LLC	Management and admin services	60,000.00
United States of America	T AND T COMPUTER CONSULTING SERVICES LLC	Travel, food and lodging	84,000.00
United States of America	TGI OFFICE AUTOMATION	IT and communications equipment	44,674.00
United States of America	UN WOMEN	Education and training services	64,399.99

Location of supplier	Supplier name	Category description	Value (USD)
UNFPA continued			
United States of America	UNITED NATIONS USD ACCOUNT	Management and admin services	73,436.94
United States of America	VERIZON	Travel, food and lodging	50,000.00
Uruguay	MIRANDA RITORNI S R L	Building and maintenance services	69,414.48
Viet Nam	CONG TY CO PHAN TRUYEN THONG VIET TIEP	Management and admin services	42,945.43
Viet Nam	DONGKUK VIETNAM CO LTD	Pharmaceuticals, contraceptives, vaccines	434,384.14
Viet Nam	DONGKUK VIETNAM CO LTD	Transportation, storage, mail services	11,700.80
Viet Nam	TT NC VA UD KH VE GIOI-GD-PN VA VTN	Management and admin services	45,985.47
Yemen	AL-AWADHI FOR FURNITURE AND GEN SERV	Apparel, luggage and personal care	178,800.00
Yemen	MAS FREIGHT INTERNATIONAL	Management and admin services	30,050.00
Yemen	MAS FREIGHT INTERNATIONAL	Transportation, storage, mail services	69,714.00
Yemen	MOHAMMED ALI MOHAMMED SOUAILAH	Management and admin services	72,000.00
Yemen	MOSTAFA FATH FOR CLOTHES AND CHOES IMP	Organizations and clubs	156,000.00
Yemen	STALLION SECURITY	Organizations and clubs	65,926.00
Yemen	STALLION SECURITY	Public order and security services	34,850.00
Yemen	TERSHEED FOR TRADING AND SERVICES	Apparel, luggage and personal care	382,500.00
Zambia	KPMG ZAMBIA LIMITED	Financial and insurance services	33,510.60
Zambia	MEDICS DYNAMICS LIMITED	Apparel, luggage and personal care	29,834.25
Zambia	MEDICS DYNAMICS LIMITED	Transportation, storage, mail services	2,983.43
Zambia	POMA PROPERTY MAINTENANCE LIMI	Building and maintenance services	47,719.60
Zambia	PRO PRIINT LIMITED	Industrial manufacturing services	34,691.26
Zambia	UNDP ZAMBIA	Management and admin services	142,252.09
Zimbabwe	AFRICA STEEL PRIVATE LIMITED	Building and maintenance services	33,524.99
Zimbabwe	AFRICA SUN ZIM PL TA HOLIDAY INN M	Travel, food and lodging	31,690.00
Zimbabwe	BOC	Medical equipment	36,608.69
Zimbabwe	COPY WORLD	Industrial manufacturing services	43,016.40
Zimbabwe	HALSTED BROTHERS (PVT) LTD	Building and maintenance services	44,444.16
Zimbabwe	M CARE ENTERPRISES	Management and admin services	85,880.00
Zimbabwe	MANICA BIKES	Motor vehicles and parts	61,792.50
Zimbabwe	MEDICAL IMAGING PVT LTD	Electrical systems components	36,175.55
Zimbabwe	OLD MUTUAL INSURANCE COMPANY (PRIVATE)	Transportation, storage, mail services	41,217.45
Zimbabwe	PG MERCHANDISING LTD T/A PG TIMBERS	Building and maintenance services	43,461.07
Zimbabwe	PRINT DYNAMIX	Industrial manufacturing services	91,137.88
Zimbabwe	SABLE PRESS P/L	Industrial manufacturing services	48,805.00
Zimbabwe	WILLDALE LIMITED	Building and maintenance services	34,299.00
UNHCR			
Afghanistan	AFGHAN NATIONAL POLICE	Public order and security services	560,766.23
Afghanistan	AFGHAN TAKSAR LTD (MOTOROLA)	Security and safety equipment	30,871.00
Afghanistan	AFGHAN TELECOM	Engineering and research services	66,548.73
Afghanistan	AFGHANISTAN HOLDING GROUP	Management and admin services	132,867.00
Afghanistan	ALASKA CONSTRUCTION, ROAD BUILDING AND E	Transportation, storage, mail services	30,000.00
Afghanistan	ALI SHANG MSP	Financial and insurance services	397,000.00
Afghanistan	ALI SHANG MSP	Management and admin services	1,400,000.00
Afghanistan	ARIA TARGET TRADING LTD.	Management and admin services	79,884.00
Afghanistan	ARIA TARGET TRADING LTD.	Structures, construction components	62,244.00
Afghanistan	ARIA TARGET TRADING LTD.	Transportation, storage, mail services	46,900.00
Afghanistan	ATIQULLAH HUSSAIN KHIL LTD	Domestic appliances and electronics	128,900.00
Afghanistan	BURAQ INTERNATIONAL LOG. SERVICES	Structures, construction components	70,000.00
Afghanistan	FAHAD MAHIR LTD	Engineering and research services	86,094.14
Afghanistan	GHULAM SAID	Management and admin services	34,200.00
Afghanistan	HAJI MOHAMMAD NAIM	Management and admin services	30,000.00
Afghanistan	HART SECURITY LIMITED	Public order and security services	2,724,698.00
Afghanistan	IDG SECURITY MIDDLE EAST FZC	Public order and security services	867,153.00
Afghanistan	MOHAMMAD DAWOOD	Management and admin services	30,000.00
Afghanistan	MOHAMMAD DAWOOD	Structures, construction components	30,000.00
Afghanistan	NASER JAMSHIDI LTD	Fuels and lubricants etc.	49,005.00
Afghanistan	NATIONAL AFGHAN POLICE FOR HCR OFFICE	Public order and security services	251,401.95
Afghanistan	NEMATULLAH	Structures, construction components	96,000.00
Afghanistan	OBAIDULLAH KHOSTI LOGISTIC COMPANY	Material handling machinery	117,240.00
Afghanistan	OBAIDULLAH KHOSTI LOGISTIC COMPANY	Transportation, storage, mail services	62,480.00
Afghanistan	OMER KHEYAAM SINA GROUP LOGISTICS	Fuels and lubricants etc.	53,928.99
Afghanistan	RUHULLAH AFGHAN EUROPE LOGISTIC SERVICES	Transportation, storage, mail services	130,000.00
Afghanistan	UN PROTECTION UNIT (UNPU)	Public order and security services	56,723.34
Afghanistan	UNDP REPRESENTATIVE IN AFGHANISTAN	Management and admin services	249,378.94
Afghanistan	UNITED NATIONS WORLD FOOD PROGRAMME	Management and admin services	80,000.00
Afghanistan	UNITED NATIONS WORLD FOOD PROGRAMME	Transportation, storage, mail services	30,579.57
Afghanistan	WADAN RAHIMI LTD	Furniture	86,287.50
Afghanistan	ZADRAN GROUP OF COMPANIES	Building and maintenance services	129,410.91
Afghanistan	ZADRAN GROUP OF COMPANIES	Structures, construction components	36,265.39
Albania	A & T	Furniture	40,899.80
Albania	UNDP ALBANIA	Management and admin services	103,034.00
Algeria	CIKA INDUSTRIE	Sports and recreational equipment	98,199.46
Algeria	MIR BOUFELDJA	Building and maintenance services	108,675.81
Algeria	OULD YAHIA RAHIM	Building and maintenance services	60,245.33
Algeria	RYLOU VOYAGE	Management and admin services	48,268.25
Algeria	SGS CENTRE	Public order and security services	86,417.70
Algeria	UNDP IN ALGERIA	Management and admin services	38,534.00
Angola	ALI HAMID	Food and beverage products	227,896.07
Angola	ANGO MANPO IBRAHIM AW	Furniture	48,788.61
Angola	D.T.I.G LDA	Building and maintenance services	350,530.37
Angola	EMP TRANS CARGO CENTER LDA	Transportation, storage, mail services	30,284.68
Angola	PEDRO CONSTRUCOES E PROJECTOS ANGOLA,	Furniture	103,305.41
Angola	PFC TRANSPORTES GRUPO CATISA E FILHOSLDA	Management and admin services	47,244.09
Angola	SOCIEDADE GRUPO B. F, COMERCIAL, LDA	Furniture	136,955.90
Angola	SOCIEDADE GRUPO B. F, COMERCIAL, LDA	Transportation, storage, mail services	64,964.56

Location of supplier	Supplier name	Category description	Value (USD)
UNHCR continued			
Angola	TS ANGOLA, LDA	Management and admin services	83,282.86
Argentina	ARGENTINA	Management and admin services	123,420.00
Argentina	CONS PROP CERRITO 832	Management and admin services	30,088.38
Argentina	IDOLOS	Management and admin services	39,977.32
Argentina	LESSIVER S.R.L.	Building and maintenance services	32,230.03
Argentina	MARIA JOSE MARCOGLIESE	Financial and insurance services	30,000.00
Armenia	ARMENIA	Management and admin services	98,000.00
Australia	ARB CORPORATION LTD.	Motor vehicles and parts	495,977.08
Australia	CODAN LTD.	IT and communications equipment	1,783,526.48
Australia	DEPARTMENT OF FOREIGN AFFAIRS AND TRADE	Management and admin services	200,277.95
Australia	INSITU-TRAINING	Financial and insurance services	31,172.00
Australia	KARENE MELLOUL	Financial and insurance services	60,000.00
Austria	UNOV	Management and admin services	55,337.88
Azerbaijan	AVROMED COMPANY MMC	Pharmaceuticals, contraceptives, vaccines	59,094.67
Azerbaijan	ELITE SERVICE LLC	Education and training services	44,877.67
Azerbaijan	FUJI OPTICAL	Pharmaceuticals, contraceptives, vaccines	167,431.03
Azerbaijan	GRAND-E LTD	Management and admin services	30,747.84
Azerbaijan	MEDICLUB MMM	Politics and civic affairs services	172,263.41
Azerbaijan	PRESTIGE CONSULTING LLC	Politics and civic affairs services	54,868.08
Azerbaijan	VRS LLC	Education and training services	47,906.67
Azerbaijan	WINTER PARK PLAZA	Management and admin services	100,026.35
Bahamas	WARWICK PARADISE ISLAND LIMITED	Management and admin services	35,000.00
Bahrain	IMAD OMAR HAFEZ AL NESNAS	Management and admin services	710,000.00
Bangladesh	AFIF INTERNATIONAL	Apparel, luggage and personal care	1,506,438.69
Bangladesh	BANGLADESH NATIONAL WOMEN LAWYERS ASSC	Management and admin services	133,308.29
Bangladesh	ENGINEERS HOUSE LTD	Building and maintenance services	61,449.22
Bangladesh	ESSENTIAL DRUGS COMPANY LIMITED	Pharmaceuticals, contraceptives, vaccines	103,330.70
Bangladesh	EXPO MARKETING	Transportation, storage, mail services	53,197.44
Bangladesh	FAME	Material handling machinery	83,941.49
Bangladesh	FARDIN TRADERS	Material handling machinery	86,195.82
Bangladesh	FAYEZ AND BROTHERS FILLING STATION	Fuels and lubricants etc.	66,893.58
Bangladesh	GHULAM MURSHED	Management and admin services	72,225.04
Bangladesh	HOMEBOUND PACKERS & SHIPPERS LTD.	Transportation, storage, mail services	45,738.51
Bangladesh	INFINITY CONSTRUCTION	Building and maintenance services	163,543.80
Bangladesh	IOE (BANGLADESH) LIMITED	Office equipment	32,056.44
Bangladesh	KHEYA (SAMAJ UNNAYAN SANGSTHA)	Sports and recreational equipment	41,185.38
Bangladesh	KUEHNE+NAGEL LTD.	Transportation, storage, mail services	189,500.00
Bangladesh	M/S MOHANA S.S ENTERPRISE	Transportation, storage, mail services	48,940.14
Bangladesh	M/S ZAMAN BHAI (PVT). LTD	Domestic appliances and electronics	464,319.58
Bangladesh	M/S. CAYTARA CONSTRUCTIONS	Fuels and lubricants etc.	215,844.04
Bangladesh	M/S. HAIDER CONSTRUCTION	Building and maintenance services	101,099.37
Bangladesh	M/S. HAIDER CONSTRUCTION	Structures, construction components	35,814.66
Bangladesh	M/S. MOSS ENTERPRISE	Domestic appliances and electronics	655,186.13
Bangladesh	M/S. N R ENTERPRISE	Building and maintenance services	34,037.11
Bangladesh	M/S. ZIM TRADERS	Fuels and lubricants etc.	256,079.28
Bangladesh	MDS ENTERPRISE	Material handling machinery	98,614.38
Bangladesh	MDS ENTERPRISE	Structures, construction components	198,819.32
Bangladesh	MODERN GRAPHICS STATIONARY SUPPLY	Cleaning equipment	1,662,741.26
Bangladesh	NEO CRAFT	Domestic appliances and electronics	210,136.73
Bangladesh	RFL PLASTICS LTD.	Furniture	40,848.99
Bangladesh	RFL PLASTICS LTD.	Material handling machinery	55,222.83
Bangladesh	S. M. ENTERPRISE	Fuels and lubricants etc.	334,960.52
Bangladesh	SARDAR GLOBAL TRADING CO. LTD.	Material handling machinery	33,016.24
Bangladesh	SHOPNO CONSTRUCTION	Building and maintenance services	488,906.15
Belgium	AL SALEM REEM	Financial and insurance services	33,000.00
Belgium	ALPINTER	Domestic appliances and electronics	2,030,088.96
Belgium	ALPINTER	Material handling machinery	90,090.00
Belgium	ALPINTER	Sports and recreational equipment	3,175,050.00
Belgium	ALPINTER	Structures, construction components	145,628.00
Belgium	CORNALINE HOUSE S.A.	Management and admin services	117,760.10
Belgium	CORNALINE HOUSE S.A.	Public sector related services	40,690.08
Belgium	CPS AFRICA	Motor vehicles and parts	51,081.73
Belgium	NV REIBEL SA	Transportation, storage, mail services	412,653.66
Belgium	PAOLA FOSCHIATTO	Financial and insurance services	32,000.00
Belgium	PARADELA-TORICES, MS ANTONIA M	Financial and insurance services	48,000.00
Belgium	PRECISION DYNAMICS CORPORATION	Published products	30,647.50
Belgium	SMARTER NOT HARDER	Education and training services	207,860.00
Belgium	TETRIS DESIGN & BUILD	Building and maintenance services	156,696.96
Bosnia and Herzegovina	AMITEA D.O.O.MOSTAR	Building and maintenance services	107,927.27
Bosnia and Herzegovina	NEBO-TOURS D.O.O.	Management and admin services	34,904.01
Bosnia and Herzegovina	SNEGAR, GJOKO	Financial and insurance services	31,746.92
Bosnia and Herzegovina	UNITIC D.O.O.	Management and admin services	150,797.22
Botswana	JUMBO FRANCISTOWN	Laboratory and testing equipment	36,840.71
Botswana	SEFALANA HYPER FRANCISTOWN	Food and beverage products	121,401.33
Botswana	SHARPVIEW PTY LTD	Food and beverage products	92,197.28
Botswana	THAMOLOKWE PTY LTD	Laboratory and testing equipment	74,401.68
Brazil	ADER & LANG PROJETOS E DESENV. LTDA	Management and admin services	436,979.61
Brazil	COOPERATIVA AGROPECUARIA DOS CINCO POLO	Food and beverage products	100,217.95
Brazil	FACE ENGENHARIA LTDA	Building and maintenance services	106,523.03
Brazil	LDC - ELETROMECANICA E INFORMATICA LTDA	Management and admin services	77,624.43
Brazil	MANDALAH EMPRESA DE INOVACAO CONSCIENTI	Management and admin services	32,608.70
Brazil	VS INVESTIMENTOS E PARTICIPACOES LTDA	Management and admin services	92,887.80
Bulgaria	PERFORM REAL ESTATE	Management and admin services	33,180.78
Burkina Faso	BASNEERE COMMERCE INTERNATIONAL	Material handling machinery	73,517.63

Location of supplier	Supplier name	Category description	Value (USD)
UNHCR continued			
Burkina Faso	BFA ECODIS SA	Fuels and lubricants etc.	30,941.37
Burkina Faso	BFA EGSN (WEND PAANGA)	Public order and security services	193,225.72
Burkina Faso	BFA NEW TYRE SARL FALKEN	Motor vehicles and parts	85,000.00
Burkina Faso	BFA PLANETE MEUBLES	Office equipment	30,000.00
Burkina Faso	BFA POLY-COM IMPORT EXPORT SARL	Motor vehicles and parts	35,000.00
Burkina Faso	BFA SONABEL/SONABEL	Public sector related services	35,131.95
Burkina Faso	BFA TOTAL BURKINA SA	Fuels and lubricants etc.	132,764.08
Burkina Faso	CFAO MOTORS BURKINA FASO	Motor vehicles and parts	151,760.42
Burkina Faso	ERK	Domestic appliances and electronics	73,270.65
Burkina Faso	LUXE PROJET DE CONSTRUCTION	Building and maintenance services	91,541.19
Burkina Faso	OMA SENISOT BURKINA	Motor vehicles and parts	142,275.39
Burkina Faso	SAPEC SARL	Domestic appliances and electronics	35,211.31
Burkina Faso	WHO REPRESENTATIVE IMPREST	Management and admin services	46,067.62
Burundi	AFRITEXTILE S.A	Apparel, luggage and personal care	74,240.76
Burundi	BURUNDI QUALITY STOVES	Fuels and lubricants etc.	616,037.19
Burundi	FAROOK SALEH ADAM	Management and admin services	129,000.00
Burundi	INTERPETROL BURUNDI	Fuels and lubricants etc.	307,849.42
Burundi	KARUHARIWE AMANI PACIFIQUE	Tools and general machinery	40,326.93
Burundi	NAHAYO EPIPODE	Apparel, luggage and personal care	77,831.18
Burundi	NIMPAGARITSE MARIE GORETH	Fuels and lubricants etc.	406,959.28
Burundi	NIYONDEZI LEOPOLD	Structures, construction components	112,042.97
Burundi	OLD EAST	Motor vehicles and parts	55,423.05
Burundi	UNITED NATIONS DEVELOPMENT PROGRAMME	Healthcare services	156,218.89
Burundi	UNITED NATIONS DEVELOPMENT PROGRAMME	Public order and security services	112,899.42
Cameroon	AGORA SHIPPING AND LOGISTICS SARL	Transportation, storage, mail services	31,448.85
Cameroon	CAMEROUNAISE DE RAFFINAGE MAYA	Apparel, luggage and personal care	411,626.45
Cameroon	DAMCO CAMEROON S.A	Transportation, storage, mail services	39,419.00
Cameroon	DGSN-CAMEROUN	Published products	169,375.47
Cameroon	ETS ALEXIS MARIAGE	Apparel, luggage and personal care	41,323.28
Cameroon	ETS BOUBAKARY HAROUNA	Structures, construction components	54,604.48
Cameroon	ETS DAHIROU MOUMINI	Public sector related services	106,548.55
Cameroon	ETS SALI HAMADOU	Furniture	35,965.79
Cameroon	GLOBAL ENGINEERING AND TELECOMMUNICATIC	Engineering and research services	79,107.65
Cameroon	MARITIME LOGISTICS SARL	Transportation, storage, mail services	156,060.00
Cameroon	MUDEKEREZA RWABWINE FAUSTINE	Financial and insurance services	44,388.40
Cameroon	PRIMA DEE-LITE PLASTICS SARL	Material handling machinery	30,600.50
Cameroon	TOTAL CAMEROUN S.A.	Fuels and lubricants etc.	65,750.63
Cameroon	TRANSITALIA SARL	Transportation, storage, mail services	310,000.00
Canada	CANADA POST CORPORATION	Management and admin services	165,481.32
Canada	CANAMIDEX INTERNATIONAL CORP	Power generation machinery	43,957.78
Canada	CORITY SOFTWARE INC	Engineering and research services	113,479.68
Canada	CORNERSTONE GROUP OF COMPANIES LTD	Management and admin services	34,992.37
Canada	DEBORAH CLIFTON	Financial and insurance services	60,000.00
Canada	DELOITTEMANAGEMENT SERVICES LP	Editorial, design, graphic services	39,719.63
Canada	DELOITTEMANAGEMENT SERVICES LP	Management and admin services	244,554.00
Canada	DEVALTO TECHNOLOGIES INC.	Engineering and research services	63,360.00
Canada	DIRECT POINT GROUP	Editorial, design, graphic services	585,204.49
Canada	ELLICOM INC.	Education and training services	45,000.00
Canada	GOSS GILROY INC.	Management and admin services	75,300.00
Canada	GRAVES JAMES JOSEPH	Financial and insurance services	35,000.00
Canada	HEIDEMARIE ADA MACLEAN	Financial and insurance services	31,050.00
Canada	KATHERINE A. MAHONEY	Financial and insurance services	72,500.00
Canada	MOUAMMAR KHALED LOUTFI	Management and admin services	39,002.00
Canada	MURRAY JULIAN	Financial and insurance services	54,900.00
Canada	PUBLIC OUTREACH CONSULTANCY INC.	Management and admin services	1,271,800.19
Canada	SYSOMOS UK LTD	Management and admin services	31,200.00
Canada	THE COMMONWEALTH OF LEARNING	Education and training services	231,537.42
Canada	TONDEUR, C. MELODY	Financial and insurance services	33,480.00
Canada	UNIVERSALIA MANAGEMENT GROUP	Management and admin services	115,685.32
Canada	VENTURE COMMUNICATIONS LTD.	Management and admin services	31,104.20
Canada	VOTI INC.	Security and safety equipment	312,504.00
Canada	VOTO MOBILE INC.	Engineering and research services	275,190.00
Central African Republic	CFAO	Motor vehicles and parts	349,602.59
Central African Republic	CMS CONSTRUCTION SARL	Healthcare services	84,063.63
Central African Republic	GOLDEN RELIEF RESOURCES SARL	Security and safety equipment	39,909.47
Central African Republic	LA KING SECURITY SERVICE	Public order and security services	36,947.30
Central African Republic	MAISON VGF INTERNATIONAL DU BTP	Building and maintenance services	55,586.16
Central African Republic	SOCIETE CAM SARL	Motor vehicles and parts	105,000.00
Central African Republic	STRUCTOR TECHNIQUE	Musical instruments and arts and crafts	35,419.98
Central African Republic	TRADEX CENTRAFRIQUE	Fuels and lubricants etc.	1,315,050.61
Central African Republic	UNDP CENTRAFRIQUE	Management and admin services	55,622.00
Central African Republic	WORLD FOOD PROGRAMME	Management and admin services	228,524.57
Central African Republic	WORLD FOOD PROGRAMME	Transportation, storage, mail services	152,353.79
Chad	AIRTEL	Engineering and research services	88,702.30
Chad	AL-BIHERA - TCHAD	Building and maintenance services	30,560.91
Chad	ASSO. POUR LE DVLPT ECO ET SOCIAL DE KOB	Management and admin services	76,320.00
Chad	BIAC CONSULTING	Building and maintenance services	320,925.80
Chad	CFAO TECHNOLOGIES	Building and maintenance services	47,835.67
Chad	CHU LE BON SAMARITAIN	Healthcare services	88,549.96
Chad	ENTP DE CONS BAT TP WADI DALLA	Building and maintenance services	108,315.99
Chad	ENTREPRISE COMPAGNIE GONET	Building and maintenance services	47,023.02
Chad	ENTREPRISE DAGAZ	Building and maintenance services	117,991.44
Chad	ENTREPRISE DE CONSTRUCTION DU LAC ELB	Building and maintenance services	129,516.49
Chad	ENTREPRISE DENGLE GROUPE.SARL	Building and maintenance services	281,234.95

Location of supplier	Supplier name	Category description	Value (USD)
UNHCR continued			
Chad	ENTREPRISE DENGLE GROUPE.SARL	Engineering and research services	51,473.44
Chad	ENTREPRISE ECBHCG	Building and maintenance services	58,735.18
Chad	ENTREPRISE ECOHBS	Healthcare services	93,233.29
Chad	ENTREPRISE GENERALE D'INFRASTRUCTURES	Building and maintenance services	107,554.18
Chad	ENTREPRISE WADI KONDOKO	Building and maintenance services	118,250.06
Chad	ETS ABBAS MAHAMOUD	Structures, construction components	114,872.39
Chad	ITS/HOMERIDER	Laboratory and testing equipment	88,358.60
Chad	LIBYA OIL TCHAD SA	Fuels and lubricants etc.	334,585.95
Chad	LOGISTICS INTERNATIONAL	Transportation, storage, mail services	71,741.28
Chad	MILLICOM TCHAD/HCR	Financial and insurance services	74,683.00
Chad	MILLICOM TCHAD/HCR	Management and admin services	2,603,846.00
Chad	SNASE SARL	Building and maintenance services	38,426.54
Chad	SNASE SARL	Public order and security services	85,470.15
Chad	SOCIETE CHIBI	Building and maintenance services	98,348.77
Chad	SOCIETE SAHARA TCHAD SA	Building and maintenance services	62,162.07
Chad	SOCIETE SEDIGUI INTERNATIONAL	Fuels and lubricants etc.	455,883.53
Chad	SOPETRANS	Fuels and lubricants etc.	1,042,883.75
Chad	STE METALLUX INDUSTRIE	Building and maintenance services	78,605.98
Chad	TOTAL MARKETTING TCHAD	Fuels and lubricants etc.	374,234.40
Chad	TRACTAFRIC	Power generation machinery	104,351.32
Chad	UNDP	Management and admin services	75,327.27
Chad	UNDP	Public order and security services	73,686.01
Chad	WFP CHAD IMPREST ACCOUNT XAF	Management and admin services	986,539.64
Chile	KRYSTEL ABI HABIB	Financial and insurance services	30,000.00
Chile	UNDP CHILE	Management and admin services	36,553.00
China	ABLE SOLUTION CONSULTANTS COMPANY LTD	Management and admin services	76,687.12
China	ARTISTRY PRINTING COMPANY LIMITED	Editorial, design, graphic services	54,864.76
China	BEIJING HOUSING SERVICE CORP FOR DM	Management and admin services	43,949.82
China	DTV ASIA LTD.	Management and admin services	3,211,436.53
China	EDELMAN PUBLIC RELATIONS WORLDWIDE (HK)	Management and admin services	207,609.32
China	FRC (HONG KONG) LIMITED	Engineering and research services	34,319.38
China	G4S GURKHA SERVICES LIMITED	Public order and security services	35,306.86
China	HONG KONG FUNDRAISING CONSULTANCY LTD	Management and admin services	565,370.23
China	LAPUTA TECHNOLOGIES LIMITED	Engineering and research services	88,988.59
China	MAKE THE RIGHT CALL	Management and admin services	243,162.06
China	MEDIAEDGE: CIA HONG KONG PTE LIMITED	Management and admin services	311,155.73
China	MVP CONSULTANTS & DEVELOPMENT LIMITED	Management and admin services	513,895.37
China	PEAK INTERNATIONAL TRADE(TIANJIN) CO.	Material handling machinery	140,432.00
China	PR FOR GOOD LIMITED	Editorial, design, graphic services	43,164.54
China	SHANGHAI KOYO-ANP IMP.&EXP.CO	Power generation machinery	399,209.76
China	TOP SOURCES TRADING LTD	Sports and recreational equipment	392,675.09
China	TOPPAN FORMS (HK) LTD	Editorial, design, graphic services	35,629.44
Colombia	AGENCIA DE VIAJES Y TURISMO AVIATUR S.A.	Management and admin services	31,719.53
Colombia	CENTURY MEDIA S.A.S.	Management and admin services	70,033.22
Colombia	FABIO HERNAN RESTREPO PIEDRAHITA	Structures, construction components	31,945.54
Colombia	GILBERTO HERNAN BARRERA ZAMBRANO	Structures, construction components	33,334.73
Colombia	POLITECNICO GRAN COLOMBIANO	Education and training services	44,928.52
Colombia	UNO PUBLICIDAD LTDA	Management and admin services	66,445.18
Congo	KOITA KISSIMA	IT and communications equipment	31,739.61
Congo	LAVAREL - ENVIRONNEMENT	Building and maintenance services	207,599.02
Congo	PROGRAMME DES NATIONS UNIES POUR LE	Healthcare services	30,477.55
Congo	SIL-CONGO	Management and admin services	122,940.37
Congo	TRACTAFRIC EQUIPMENT CONGO	Power generation machinery	30,968.16
Congo	X-OIL CONGO	Fuels and lubricants etc.	36,589.65
Costa Rica	ANTONIO BARZUNA THOMPSON	Management and admin services	43,200.00
Costa Rica	ARYHE CONSULTORES POAS COSTA RICA S. A.	Management and admin services	32,624.11
Costa Rica	COMPLOT MEDIA S. A.	Management and admin services	46,070.00
Costa Rica	CONSULTORES Y ASESORES MOVILIDAD HUMANA	Management and admin services	68,894.65
Costa Rica	ORG. INTERNACIONAL PARA LAS MIGRACIONES	Management and admin services	47,040.00
Costa Rica	PASIAURAL, S.A.	Management and admin services	49,999.92
Côte d'Ivoire	KOUASSI KOUAKOU FIRMIN	Financial and insurance services	32,073.00
Côte d'Ivoire	UNDP COTE D'IVOIRE	Management and admin services	79,727.57
Croatia	HEXIS J.D.O.O.	Engineering and research services	43,724.00
Cyprus	ANTONIS ZENIOS DEVELOPMENTS LTD	Management and admin services	41,422.59
Cyprus	UNIVERSITY OF NICOSIA	Management and admin services	30,660.38
Czechia	MILAN HAVLIN - PRESTO	Editorial, design, graphic services	106,102.78
Democratic Republic of the Congo	AFRICAN INITIATIVE FOR RELIEF AND DEV.	Management and admin services	319,428.00
Democratic Republic of the Congo	AMICOR SPRL	Healthcare services	380,621.17
Democratic Republic of the Congo	BISIMWA/ETS JUHUDI	Distribution equipment	42,000.00
Democratic Republic of the Congo	CFAO MOTORS RDC	Motor vehicles and parts	53,264.66
Democratic Republic of the Congo	CMM PHARMANS	Pharmaceuticals, contraceptives, vaccines	91,594.95
Democratic Republic of the Congo	DELTA PROTECTION	Public order and security services	162,360.00
Democratic Republic of the Congo	E.GE.C. SARL	Power generation machinery	48,250.00
Democratic Republic of the Congo	ENGEN	Fuels and lubricants etc.	865,098.97
Democratic Republic of the Congo	ESTC RDC	Healthcare services	144,063.39
Democratic Republic of the Congo	ETS CHIMPWIJI/ RDC	Power generation machinery	63,932.50
Democratic Republic of the Congo	ETS EGABOS (EGATE BOSMAN GEORGES)	Transportation, storage, mail services	50,750.00
Democratic Republic of the Congo	ETS GAMIRA	Transportation, storage, mail services	117,300.00
Democratic Republic of the Congo	ETS RADWAN	Structures, construction components	55,131.00
Democratic Republic of the Congo	G4S SECURITY SERVICES	Public order and security services	54,000.00
Democratic Republic of the Congo	GINKI PETROLEUM INTERNATIONAL	Fuels and lubricants etc.	230,920.00
Democratic Republic of the Congo	GROUP SIMBA SECURITY	Public order and security services	33,000.00
Democratic Republic of the Congo	GUARDING AND SERVICES FOR AFRICA	Public order and security services	59,000.00
Democratic Republic of the Congo	HIJAZI ABDALLAH/ETS KATANGA TVS	Motor vehicles and parts	31,000.00

Location of supplier	Supplier name	Category description	Value (USD)
UNHCR continued			
Democratic Republic of the Congo	ILUNGA SYLVAIN	Financial and insurance services	51,600.00
Democratic Republic of the Congo	MAGENYA PROTECTION	Building and maintenance services	65,000.00
Democratic Republic of the Congo	MAISON SAHARA	Apparel, luggage and personal care	66,000.00
Democratic Republic of the Congo	MBUYI KAPAMBU	Management and admin services	36,000.00
Democratic Republic of the Congo	MONUSCO	Transportation, storage, mail services	36,100.04
Democratic Republic of the Congo	NYIRABUZUZA MURIEL, BAILLERESSE	Management and admin services	91,200.00
Democratic Republic of the Congo	ORANGE	IT and communications equipment	37,465.00
Democratic Republic of the Congo	PRODIMPEX YAMAHA RDC	Motor vehicles and parts	75,000.00
Democratic Republic of the Congo	PROGR. INITIAVES & ACTIONS LOCALES (PIAL	Building and maintenance services	64,800.00
Democratic Republic of the Congo	RADIOCOM	IT and communications equipment	36,900.00
Democratic Republic of the Congo	SERVE AIR	Transportation, storage, mail services	115,614.80
Democratic Republic of the Congo	SHANGWE BUSINESS COMPANY "SBC SARL"	Healthcare services	32,967.40
Democratic Republic of the Congo	SONAS KASAVUBU	Financial and insurance services	42,579.00
Democratic Republic of the Congo	STE JIN JIN INTERNATIONAL SARL	IT and communications equipment	49,900.00
Democratic Republic of the Congo	UNHAS RDC	Transportation, storage, mail services	309,129.51
Democratic Republic of the Congo	UNITED NATIONS DEVELOPMENT PROGRAM	Healthcare services	77,699.58
Democratic Republic of the Congo	UNITED NATIONS DEVELOPMENT PROGRAM	Management and admin services	265,986.87
Democratic Republic of the Congo	VODACOM KINSHASA	Engineering and research services	199,800.00
Democratic Republic of the Congo	VODACOM/BUKAVU	Engineering and research services	151,800.00
Denmark	ATEA	IT and communications equipment	207,810.00
Denmark	BOSS COMPANY APS	Furniture	364,691.51
Denmark	DAMCO DENMARK A/S	Transportation, storage, mail services	3,197,490.66
Denmark	DANIMEX COMMUNICATION	IT and communications equipment	278,020.14
Denmark	DANISH REFUGEE COUNCIL	Engineering and research services	30,000.00
Denmark	DANISH REFUGEE COUNCIL	Financial and insurance services	846,852.00
Denmark	DANISH REFUGEE COUNCIL	Management and admin services	1,840,755.00
Denmark	DANISH REFUGEE COUNCIL - DRC	Education and training services	179,521.00
Denmark	DANISH REFUGEE COUNCIL - DRC	Management and admin services	41,496.00
Denmark	DANOFFICE IT	Office equipment	70,000.00
Denmark	DANOFFICE PLC	Engineering and research services	73,928.00
Denmark	DANOFFICE PLC	IT and communications equipment	5,622,307.74
Denmark	DANOFFICE PLC	Office equipment	138,521.37
Denmark	DANOFFICE PLC	Printing, photo and AV equipment	67,723.84
Denmark	DHL GLOBAL FORWARDING (DENMARK) A/S	Transportation, storage, mail services	833,203.90
Denmark	GSOL ENERGY GLOBAL A/S	Power generation machinery	36,750.00
Denmark	JESSICA LENA TULSI GULHANE	Management and admin services	31,500.00
Denmark	KUEHNE AND NAGEL A/S	Material handling machinery	256,500.00
Denmark	KUEHNE AND NAGEL A/S	Transportation, storage, mail services	16,649,107.08
Denmark	MAGIC HOUR FILMS APS	Management and admin services	83,570.00
Denmark	MARTIN PARNAS	Financial and insurance services	30,000.00
Denmark	ROYAL DANISH MINISTRY OF FOREIGN AFFAIRS	Management and admin services	2,401,200.00
Denmark	SCAN GLOBAL LOGISTICS A/S	Transportation, storage, mail services	921,961.00
Denmark	SVORKDAL HESS, BERIT	Management and admin services	40,000.00
Denmark	TRIBE HOTEL 27 - FIRST HOTEL TWENTYSEVEN	Management and admin services	37,932.84
Denmark	UN OFFICE FOR PROJECT SERVICE (UNOPS)	Financial and insurance services	1,798,762.79
Denmark	UN OFFICE FOR PROJECT SERVICE (UNOPS)	Motor vehicles and parts	89,918.29
Denmark	UN OFFICE FOR PROJECT SERVICE (UNOPS)	Public order and security services	124,683.80
Denmark	UNDP COMMON SERVICES	Management and admin services	655,096.00
Djibouti	AGS - AGENCE GENERALE DE SERVICE	Public order and security services	33,532.34
Djibouti	ENTREPRISE ELEKIA	Building and maintenance services	54,737.85
Djibouti	ENTREPRISE FADCOM	Building and maintenance services	99,896.61
Djibouti	ENTREPRISE MHA	Building and maintenance services	101,641.24
Djibouti	GULF AGENCY MARILL SERVICES LTD(CAMS).	Transportation, storage, mail services	58,896.08
Djibouti	TOYOTA MARILL SOMALIA	Motor vehicles and parts	68,200.00
Ecuador	CASABACA S.A.	Motor vehicles and parts	308,910.00
Ecuador	CEPLAES	Politics and civic affairs services	69,993.00
Ecuador	GEOMETRICA ARQUITECTOS	Building and maintenance services	160,000.00
Ecuador	GEOMETRICA ARQUITECTOS	Furniture	32,787.20
Ecuador	UNDP ECUADOR	Management and admin services	37,301.00
Egypt	ADVANCED BUSINESS SYSTEMS	IT and communications equipment	38,985.00
Egypt	AL HARTHY INTERNATIONAL GROUP FOR SERV.	Building and maintenance services	31,373.05
Egypt	AMERICAN GROUP COMPANY	Office equipment	80,766.00
Egypt	ARAB INTL CENTRE FOR TRANSLATION SERVICE	Editorial, design, graphic services	70,000.00
Egypt	ARAB MEDICAL UNION (AMU)	Management and admin services	269,115.06
Egypt	CITYLIFE SERVICES	Management and admin services	32,007.03
Egypt	DETAIL FILMS LTD	Management and admin services	38,000.00
Egypt	DIOCESE OF EGYPT	Management and admin services	617,581.80
Egypt	FALCON FOR SECURITY SERVICES	Public order and security services	361,536.52
Egypt	FAMILY HOSPITAL COMPANY	Management and admin services	180,000.00
Egypt	FARIDA ABDALLAH AHMED KALANDER	Management and admin services	63,888.00
Egypt	INTEGRATED ENTERPRISES FOR HABITATION	Building and maintenance services	55,375.32
Egypt	MANSOUR, MOHAMMED MOHAMMED AHMED	Management and admin services	54,400.00
Egypt	MOHAMED MOKTAR MOHAMED MEDHAT ELDIW/	Management and admin services	85,500.00
Egypt	RIGHT ENGINEERING	Building and maintenance services	39,027.89
Egypt	TAKWEEN INTEGRATED COMMUNITY DEVELOPME	Management and admin services	75,931.02
Egypt	VODAFONE DATA	IT and communications equipment	1,669,132.80
Egypt	YADAWEE	Management and admin services	41,760.11
El Salvador	DOCUMENTOS INTELIGENTES, S.A . DE C.V.	IT and communications equipment	52,275.00
El Salvador	LUXOR, S.A. DE C.V.	Management and admin services	49,200.00
El Salvador	UNDP EL SALVADOR	Management and admin services	57,357.58
Equatorial Guinea	SOFITEL MALABO SIPOPO LE GOLF	Management and admin services	45,452.00
Eritrea	CENTRAL EXECUTION OFFICE	Management and admin services	40,800.00
Eritrea	HIDRI DISTRIBUTION COMPANY	Food and beverage products	70,792.20
Eritrea	HIDRI DISTRIBUTION COMPANY	Structures, construction components	38,872.00

Location of supplier	Supplier name	Category description	Value (USD)
UNHCR continued			
Eritrea	SELAM SERVICES P.L.C.	Public order and security services	59,200.00
Ethiopia	ABDULLAHI ADEN ROBEL	Management and admin services	117,458.00
Ethiopia	ACTION CONTRE LA FAIM	Management and admin services	163,470.96
Ethiopia	ADAN DAUD	Security and safety equipment	31,335.76
Ethiopia	AHMED HASI MUHUMED	Management and admin services	117,458.00
Ethiopia	AL-YUSUF GENERAL CONTRACTOR	Building and maintenance services	131,534.52
Ethiopia	AMINA SULRY	Management and admin services	117,458.00
Ethiopia	AYAAN PROSPSIS CLEANING CHARCOAL PRODUC	Fuels and lubricants etc.	32,834.73
Ethiopia	BADBADO ENVIRONMENTAL PROTECTION COMP/	Building and maintenance services	46,709.98
Ethiopia	BEKELE ABSHIRO PLC	Sports and recreational equipment	49,539.07
Ethiopia	BEYENE SAMUEL TADESSE	Financial and insurance services	30,534.00
Ethiopia	BROTHERS CONSTRUCTION COMPANY	Material handling machinery	41,158.68
Ethiopia	CELLULAR TRADING PLC	Material handling machinery	38,953.99
Ethiopia	CHEKOLE BELETE BUILDING CONTRACTOR	Building and maintenance services	240,697.83
Ethiopia	CIMRAN GENERAL CONSTRUCTION	Building and maintenance services	332,785.99
Ethiopia	DANISH REFUGEE COUNCIL	Management and admin services	695,867.60
Ethiopia	DES GENERAL TRADING PLC	Domestic appliances and electronics	206,143.35
Ethiopia	DH GEDA BALNKET FACTORY	Domestic appliances and electronics	169,599.52
Ethiopia	DILIGENT CONSTRUCTION PLC	Building and maintenance services	176,047.69
Ethiopia	DILIGENT CONSTRUCTION PLC	Security and safety equipment	30,011.85
Ethiopia	DOLLO-ADDO TEACHERS EDUCATION B-LEVEL	Management and admin services	65,557.91
Ethiopia	ETAB SOAP FACTORY	Apparel, luggage and personal care	1,325,687.50
Ethiopia	ETHIO TELECOM	Engineering and research services	31,788.40
Ethiopia	ETHIOPIAN CATHOLIC CHURCH	Structures, construction components	34,632.18
Ethiopia	ETHIOPIAN CONS. DESIGN & SUPER. WORKS CO	Financial and insurance services	75,794.97
Ethiopia	FINCHETU BUSINESS PLC	Apparel, luggage and personal care	475,935.82
Ethiopia	GASHEM TRAVEL PLC	Management and admin services	129,662.83
Ethiopia	HAMDAN GENERAL CONSTRUCTION	Healthcare services	31,859.18
Ethiopia	HILINA ENRICHED FOODS PLC	Food and beverage products	34,000.00
Ethiopia	HIRITI BERHANE	Management and admin services	54,000.00
Ethiopia	IFTIN CONSTRUCTION COMPANY	Power generation machinery	34,747.07
Ethiopia	INTERNATIONAL RESCUE COMMITTEE	Management and admin services	2,143,667.99
Ethiopia	IOM	Management and admin services	280,046.79
Ethiopia	JAMAL ABDIGANI	Management and admin services	131,305.33
Ethiopia	JESUIT REFUGEE SERVICE- ETHIOPIA	Management and admin services	55,191.15
Ethiopia	JIMMY GENERAL TRADING	Management and admin services	360,000.00
Ethiopia	KADAR BARKAT BILAL	Management and admin services	131,305.33
Ethiopia	LION SECURITY SERVICES PLC	Public order and security services	459,613.81
Ethiopia	MACOM TRADING PLC	Domestic appliances and electronics	39,188.00
Ethiopia	MAMO ZEWDU, SAMUEL	Financial and insurance services	47,375.00
Ethiopia	MEKASHSAW DEMISE GENERAL CONTRACTOR	Structures, construction components	40,326.34
Ethiopia	MELAKU ATSBEHA	Building and maintenance services	38,181.18
Ethiopia	MENGESHA ABERA TRADING PLC	Building and maintenance services	353,074.43
Ethiopia	MILLION ALEMAYEHU GENERAL IMPORTER	Apparel, luggage and personal care	747,037.15
Ethiopia	MINISTRY OF COMM.. & INFO. TECHNOLOGY	Engineering and research services	145,000.00
Ethiopia	MOENCO	Motor vehicles and parts	33,470.16
Ethiopia	MOHAMED IBRAHIM CONS MATERILAS WHOLSAL	Management and admin services	131,305.33
Ethiopia	NIB INSURANCE COMPANY (S.CO)	Transportation, storage, mail services	123,364.79
Ethiopia	NOC ASSOSA SERVICE STATION	Fuels and lubricants etc.	33,532.70
Ethiopia	NOHA TRADING AND INVESTMENT PLC	Motor vehicles and parts	72,681.95
Ethiopia	NUNIAT CROSS BOARDER FRE TRAN OWNERS ASS	Transportation, storage, mail services	262,443.10
Ethiopia	NUNU CONSTRUCTIO	Building and maintenance services	121,760.36
Ethiopia	OIL LIBYA ETHIOPIA LIMITED	Fuels and lubricants etc.	164,111.75
Ethiopia	PACKTRA PLC	Transportation, storage, mail services	34,149.77
Ethiopia	PHARMALAB PLC	Laboratory and testing equipment	378,630.54
Ethiopia	QUALITY COMPUTER AND ACCESSORIES	Office equipment	31,316.68
Ethiopia	SADEY SECURITY	Building and maintenance services	34,906.50
Ethiopia	SADEY SECURITY	Public order and security services	45,647.86
Ethiopia	SAHLEMARIAM ZERGAW BUILDING CONTRACTOR	Building and maintenance services	458,117.61
Ethiopia	SIMENEH TEFERI MENGISTU	Building and maintenance services	38,048.19
Ethiopia	SOFOMAR TOUR & TRAVEL PLC	Management and admin services	32,430.05
Ethiopia	SOMALI REGION GUARD LIMITED ASSOCATION	Public order and security services	45,278.05
Ethiopia	SUGAR CORPORATION	Fuels and lubricants etc.	209,138.74
Ethiopia	TADESSE HAILU BUILDING CONTRACTOR	Building and maintenance services	111,820.50
Ethiopia	TENSAE BROTHERS' MANPOWER SUPPLIER S.C	Building and maintenance services	78,285.24
Ethiopia	TESFAHUN AMARE G.C	Building and maintenance services	90,160.04
Ethiopia	TEWELDE G/MESKEL	Security and safety equipment	35,337.34
Ethiopia	TIWON CONSTRUCTION	Building and maintenance services	195,442.16
Ethiopia	UN ECONOMIC COMMISSION FOR AFRICA	Management and admin services	49,558.20
Ethiopia	UNITED NATIONS DEVELOPMENT PROGRAMME	Management and admin services	32,579.35
Ethiopia	WARKA ENGINEERING	Building and maintenance services	31,264.06
Ethiopia	WORLD VISION ETHIOPIA	Engineering and research services	30,000.00
Ethiopia	YONAS WOLEDYES	Transportation, storage, mail services	49,260.85
Ethiopia	ZEMED ANTENEH	Structures, construction components	31,408.00
Europe not elsewhere specified	BALKAN INTERNATIONAL	Public order and security services	38,909.77
Europe not elsewhere specified	BURIMI NT	Motor vehicles and parts	47,596.15
France	ADIE	Financial and insurance services	41,006.00
France	ADM VALUE	Management and admin services	46,457.61
France	AKTUALIS CONSEIL IMMOBILIER	Management and admin services	31,839.62
France	APPARTCITY CONFORT (FERNEY)	Education and training services	77,112.96
France	ARBELAEZ PEREZ JEAN CARLOS	Management and admin services	32,698.77
France	ATI ENVIRONMENT	Pharmaceuticals, contraceptives, vaccines	389,082.46
France	CBRE COURCELLES	Management and admin services	31,358.89
France	CELINE CALVE	Financial and insurance services	32,400.00

Location of supplier	Supplier name	Category description	Value (USD)
UNHCR continued			
France	DIRECT SUD RECRUTEMENT DONATEURS	Management and admin services	235,849.06
France	EMER O'DOHERTY	Financial and insurance services	165,303.20
France	EUROP ASSISTANCE FRANCE	Healthcare services	60,000.00
France	EUROP ASSISTANCE FRANCE	Management and admin services	57,820.00
France	HACHETTE LIVRE	Editorial, design, graphic services	43,296.50
France	ICOM FRANCE	IT and communications equipment	782,538.39
France	IEC TELECOM	Engineering and research services	86,808.00
France	MEC FRANCE	Management and admin services	54,587.69
France	NOVACOM SERVICES	IT and communications equipment	1,050,000.00
France	NOVACOM SERVICES	Motor vehicles and parts	1,260,000.00
France	NUTRISET SAS	Food and beverage products	1,835,894.57
France	NUTRISET SAS	Transportation, storage, mail services	154,395.73
France	ORANGE LOGIC EUROPE	Engineering and research services	39,600.00
France	PATRIMONI PROPERTY	Management and admin services	146,247.72
France	RENAULT TRUCKS SAS	Motor vehicles and parts	919,724.49
France	RENEWGIES	Engineering and research services	61,567.94
France	SASU EXCEL CONSULTING	Power generation machinery	52,019.23
France	TEADS FRANCE SAS	Management and admin services	38,908.25
Gambia	KAIRABA BEACH HOTEL	Management and admin services	45,950.82
Georgia	BUSINESS CENTRE SABURTALO LTD	Management and admin services	120,360.00
Georgia	RSU-REMONTOSTROITELNOE UPRAVLENIE ABKHA	Building and maintenance services	50,512.61
Georgia	SWISS AGENCY FOR DEVELPMNT & COOPERATION	Management and admin services	2,732,310.00
Germany	ARNE OUMIER-KASTEN	Financial and insurance services	82,560.00
Germany	AUBREY WADE	Management and admin services	37,849.94
Germany	BETTINA MORGENSTERN-KENNEDY	Financial and insurance services	30,000.00
Germany	CHAI, JOLIE	Financial and insurance services	69,642.00
Germany	CSII IMMOBILIEN GMBH	Management and admin services	35,729.78
Germany	DAIMLER AG	Motor vehicles and parts	44,975.05
Germany	DANIEL ETTER	Financial and insurance services	36,000.00
Germany	DIGITAL PUBLISHING AG	Engineering and research services	32,000.00
Germany	DR. WASFIA RAHIMI	Management and admin services	144,000.00
Germany	EUROTOPS VERSAND GMBH	Apparel, luggage and personal care	70,276.50
Germany	FARMINGTONS AUTOMOTIVE GMBH	Motor vehicles and parts	11,953,780.00
Germany	HAMIDULLAH RAFIQ	Structures, construction components	60,000.00
Germany	IMC INFORMATION MULTIMEDIA COMMUNICATIC	Education and training services	128,492.30
Germany	INTEGRATION ENERGY&ENVIRONMENT GMBH	Engineering and research services	198,466.98
Germany	INTEGRATION ENERGY&ENVIRONMENT GMBH	Financial and insurance services	68,660.00
Germany	TEAM VIEWER GMBH	Engineering and research services	51,737.26
Ghana	ANTWI-AGYEI, MR PRINCE	Financial and insurance services	40,000.00
Ghana	ELECTRICITY COMPANY OF GHANA	Public sector related services	34,083.94
Ghana	MAAHA HOSPITALITY LIMITED	Management and admin services	30,000.00
Ghana	MOBILE MONEY LIMITED FLOAT ACCOUNT	Published products	65,984.82
Ghana	NOBLEMAX LOGISTICS LIMITED	Apparel, luggage and personal care	48,388.87
Ghana	OGILVY GHANA LIMITED	Management and admin services	79,020.12
Ghana	OSEI- MENSAH KUFOUR & APPIAH KUFOUR	Management and admin services	46,200.00
Ghana	UNITED NATIONS DEVELOPMENT PROGRAMME	Management and admin services	32,003.66
Gibraltar	ARMOURED PROJECT VEHICLE	Motor vehicles and parts	532,003.44
Greece	A & D STRATAKIS	Management and admin services	156,635.29
Greece	A.K. BARBOPOULOS & CO V.E.T.T. S.A.	Politics and civic affairs services	310,437.87
Greece	ADDMA	Politics and civic affairs services	7,844,858.68
Greece	AFOI LIAKOPOULOU E.E.	Politics and civic affairs services	106,145.40
Greece	AMAXOTECHNIKI - S.A.	Cleaning equipment	87,997.63
Greece	AMAXOTECHNIKI - S.A.	Domestic appliances and electronics	43,401.30
Greece	AMAXOTECHNIKI - S.A.	Furniture	34,028.44
Greece	ANGELOS THEODORIDIS MIKE PLATARIA HOTEL	Politics and civic affairs services	89,435.15
Greece	ARKAT A.E.	Building and maintenance services	176,547.49
Greece	ARKAT A.E.	Management and admin services	390,608.32
Greece	ATHENAEUM OMONIA HOTEL M. EPE	Politics and civic affairs services	902,479.57
Greece	ATHENAEUM OMONIA HOTEL MEPE	Politics and civic affairs services	1,405,814.87
Greece	B. SARA & CO EGNATIA HOTEL	Politics and civic affairs services	207,866.11
Greece	BALTSES A.E.	Politics and civic affairs services	256,279.00
Greece	CARLSON WAGONLIT TRAVEL	Management and admin services	600,716.62
Greece	COMO IKE	Domestic appliances and electronics	90,398.10
Greece	COMO IKE	Furniture	308,826.22
Greece	D. TSAGOURIS O.E.	Politics and civic affairs services	268,493.72
Greece	DIANIXI TECHNICAL AND COMMERCIAL IKE	Management and admin services	44,895.52
Greece	DIMOTIKI EPICHEIRISI YDREYSIS LESVOY	Building and maintenance services	255,386.52
Greece	EMMANOUIL TZANETOS & SIA E.E.	Management and admin services	1,233,207.16
Greece	ENESOL M.E.P.E.	Domestic appliances and electronics	67,772.51
Greece	ENESOL M.E.P.E.	Management and admin services	32,017.08
Greece	FLEXICE P.C.	Management and admin services	51,227.32
Greece	GAMEBUSTER LTD	Politics and civic affairs services	848,648.51
Greece	GENIKI EMPORIKI A.E	Politics and civic affairs services	112,983.81
Greece	GIAKALIS KONSTANTINOS GIAKALIS HOTEL	Politics and civic affairs services	188,284.52
Greece	INTRAKAT	Sports and recreational equipment	60,667.75
Greece	IPIROTIKI ESTIASI O.E.	Politics and civic affairs services	266,074.27
Greece	K. PLESSIOTIS K SIA O.E.	Politics and civic affairs services	110,428.87
Greece	KATERINA P. KAMPAILI	Fuels and lubricants etc.	41,166.49
Greece	KMS BUILDING S.A	Structures, construction components	140,619.00
Greece	KMS BUILDING S.A	Transportation, storage, mail services	324,585.31
Greece	KOCHRIKO S.A.	Politics and civic affairs services	144,979.08
Greece	KUEHNE + NAGEL	Transportation, storage, mail services	736,749.79
Greece	LARGATZI FOTEINI (LA CASA CALDA)	Politics and civic affairs services	108,263.60
Greece	M.A.L. TSAKIRI GP	Politics and civic affairs services	364,518.83

Location of supplier	Supplier name	Category description	Value (USD)
UNHCR continued			
Greece	MAIANDROS TECHNIKI S.A.	Building and maintenance services	166,698.53
Greece	MARATHONEION TOYRISTIKON SYGROTIMA A.E.	Politics and civic affairs services	661,055.45
Greece	MARINE TOURS S.A.	Management and admin services	37,353.26
Greece	MARINE TOURS S.A.	Politics and civic affairs services	248,284.27
Greece	MARINE TOURS S.A.	Transportation, storage, mail services	299,292.72
Greece	MICHAILIDIS DEDI HOTEL TOUR & COM BUS SA	Politics and civic affairs services	354,501.66
Greece	MINAVRA TECHNIKI S.A.	Building and maintenance services	143,880.95
Greece	MINAVRA TECHNIKI S.A.	Power generation machinery	84,568.87
Greece	MONOMETOCHIKI A AKINITON DIMOU CHIOU AE	Management and admin services	638,606.96
Greece	N. & I. BOURLOUKOS	Management and admin services	229,199.32
Greece	NATIONAL MUSEUM OF CONTEMPORARY ART-EM	Management and admin services	87,264.15
Greece	OLYMPIC EMBORIKES&TOURISTIKES EPICHIRISI	Management and admin services	236,978.46
Greece	P&A VASILEIOU	Politics and civic affairs services	283,238.49
Greece	PANAGIOTIS G. ROUSSIS	Politics and civic affairs services	1,339,233.79
Greece	PHOENIX FACILITY SERVICES S.A.	Public order and security services	43,944.56
Greece	PLATYSTOMO S.A.	Politics and civic affairs services	314,300.44
Greece	PUBLIC POWER CORPORATION	Public sector related services	45,827.49
Greece	PYLONAS S.A.	Building and maintenance services	37,049.94
Greece	PYRGIDOU KYRIAKI	Politics and civic affairs services	435,251.05
Greece	RAMOS S.A. TECHNICAL TRADE IMPORTS DISTR	Sports and recreational equipment	104,265.40
Greece	RION BEACH HOTEL/NIKOLAOU BROS LTD	Politics and civic affairs services	189,960.25
Greece	SOCIALAB EPE	Management and admin services	37,094.34
Greece	SOUPIADOU M - PETRENTZIOS A O.E.	Politics and civic affairs services	207,866.11
Greece	SPYRIDON-CHRISTOFOROS TSIAKALOS	Politics and civic affairs services	206,453.60
Greece	TAKOLAS A.E.	Politics and civic affairs services	389,748.95
Greece	TECHNI SA	Building and maintenance services	576,561.58
Greece	TECHNI SA	Engineering and research services	35,545.02
Greece	TECHNI SA	Power generation machinery	136,202.83
Greece	THEODOROS TSOUKALAS	Management and admin services	34,503.68
Greece	TSEPIDIS LEONIDAS &AS.GEN.PART LEONIDAS	Politics and civic affairs services	212,196.65
Greece	TSOCHATZIS OUTDOOR EQUIPMENT SA	Domestic appliances and electronics	83,716.16
Greece	VASILIOS AND AMALIA PAVLOU A.E.	Politics and civic affairs services	145,073.22
Greece	VITAEL SA	Healthcare services	43,367.45
Greece	VODAFONE- PANAFON AEET	Engineering and research services	263,339.91
Greece	XA EXARCHOY OIKOD. XENOD. AE KONITSA HOT	Politics and civic affairs services	119,579.50
Greece	ZORPIDIS A.E.E. TOYRISTIKON KSENODOX.	Management and admin services	499,687.29
Greece	ZORPIDIS A.E.E. TOYRISTIKON KSENODOX.	Transportation, storage, mail services	2,265,482.94
Guatemala	EDYMA, S.A.	Management and admin services	39,000.00
Guinea	SAMI REDA FAWAZ	Management and admin services	33,000.00
Guinea-Bissau	PHYTOSEM SARL	Tools and general machinery	32,671.32
Honduras	COMPUSERVICIOS Y MAS, S.A. DE C.V.	IT and communications equipment	30,000.00
Honduras	CONSTRUCCIONES Y EQUIPOS DEL ATLANTICO	Building and maintenance services	93,274.23
Honduras	JENNY ROSA CARTAGENA GOMEZ	Management and admin services	64,915.00
Honduras	MARTIN EDGARDO JIMENEZ AQUINO	Management and admin services	40,000.00
Honduras	NUEVA SOCIEDAD HOTELERA SA DE CV	Management and admin services	76,581.78
Hungary	COPY GENERAL KFT	Editorial, design, graphic services	30,299.66
Hungary	DANUBIUS ZRT RADISSON BLU BEKE HOTEL	Management and admin services	66,466.06
Hungary	GOVERNMENT OF HUNGARY	Management and admin services	2,767,746.00
Hungary	HP INC MAGYARORSZÁG KFT.	Engineering and research services	74,231.18
Hungary	MARY JO BACA	Financial and insurance services	31,622.00
Hungary	NETING INFORMATIKA KFT.	Education and training services	208,461.74
Hungary	PAPER-FORM KFT	Office equipment	34,453.06
Hungary	WESTEND SZALLODAUZEMELTETO KFT	Management and admin services	37,900.93
India	ASHIRBAD INFRASTRUCTURE SERVICES &	Cleaning equipment	36,745.81
India	BOLLORE LOGISTICS INDIA LIMITED	Material handling machinery	33,750.00
India	BOLLORE LOGISTICS INDIA LIMITED	Transportation, storage, mail services	432,424.00
India	DATAMATICS GLOBAL SERVICES LIMITED	Financial and insurance services	115,680.00
India	EASTERN SURGICAL COMPANY	Pharmaceuticals, contraceptives, vaccines	3,067,909.06
India	EASTERN SURGICAL COMPANY	Transportation, storage, mail services	224,596.00
India	G4S SECURE SOLUTIONS (INDIA) PVT. LTD	Public order and security services	69,557.11
India	HCL TECHNOLOGIES LIMITED	Engineering and research services	2,862,601.50
India	HCL TECHNOLOGIES LIMITED	Financial and insurance services	2,946,453.37
India	INDO-DANE TEXTILE INDUSTRIES PVT. LTD.	Domestic appliances and electronics	1,228,075.00
India	INFOSYS LIMITED	Financial and insurance services	267,000.00
India	KITCHEN ESSENTIALS	Domestic appliances and electronics	5,932,295.30
India	LAND AND DEVELOPMENT OFFICER, NEW DELHI	Management and admin services	616,455.65
India	PHOENIX TRADING & CONSULTING PVT. LTD.	Domestic appliances and electronics	46,980.00
India	PHOENIX TRADING & CONSULTING PVT. LTD.	Material handling machinery	226,200.00
India	PRIYANKA (INDIA) PVT LTD	Domestic appliances and electronics	1,894,389.40
India	RELIEF SUPPLIER	Domestic appliances and electronics	428,591.25
India	RELIEF SUPPLIER	Material handling machinery	45,731.70
India	SHREE BALAJI WOOLLEN MILLS	Domestic appliances and electronics	1,440,157.80
India	SOTC TRAVEL LTD	Transportation, storage, mail services	140,874.78
India	STREAMFLOW POLYWEAVE PVT. LTD.	Domestic appliances and electronics	1,000,050.00
India	TATA INSTITUTE OF SOCIAL SCIENCES	Management and admin services	30,191.90
India	TECHNO RELIEF OVERSEAS (I) PVT LTD	Domestic appliances and electronics	2,177,563.41
India	VISHAL METAL INDUSTRIES	Domestic appliances and electronics	2,822,060.40
India	WIPRO LIMITED	Engineering and research services	519,399.00
India	WIPRO LIMITED	Financial and insurance services	6,532,270.00
Indonesia	PT. G4S SECURITY SERVICES	Public order and security services	99,410.98
Indonesia	PTRAVINDO BANGUN PERSADA	Management and admin services	265,732.13
Iran (Islamic Republic of)	BARIN PENDAR TRADING & SERVICE CO.	Building and maintenance services	118,827.74
Iran (Islamic Republic of)	BARIN PENDAR TRADING & SERVICE CO.	Public order and security services	276,648.62
Iran (Islamic Republic of)	BUREAU FOR ALIENS AND FOREIGN IMMIGRANTS	Management and admin services	459,453.27

Location of supplier	Supplier name	Category description	Value (USD)
UNHCR continued			
Iran (Islamic Republic of)	IRAN HEALTH INSURANCE ORGANIZATION -IHIO	Management and admin services	13,277,797.54
Iran (Islamic Republic of)	IRAN KHODRO AGENT NO. 1015	Motor vehicles and parts	35,943.08
Iran (Islamic Republic of)	LITERACY MOVEMENT ORGANISATION	Management and admin services	89,605.39
Iran (Islamic Republic of)	MINISTRY OF EDUCATION AND TRAINING	Management and admin services	989,114.39
Iran (Islamic Republic of)	NAMAAD ANDISH ARIYAN COMPANY	Office equipment	30,955.06
Iraq	ABNAA AL ABDULY COMPANY	Domestic appliances and electronics	1,077,205.00
Iraq	ACTED AGENCY FOR TECHNICAL COOPERATION	Management and admin services	96,629.86
Iraq	AL-SHEFAR GROUP INTERNATIONAL	Material handling machinery	195,718.90
Iraq	AL - FARAH COMPUTER COMAPNY	IT and communications equipment	132,251.00
Iraq	AL HELAL CO FOR FOAM	Domestic appliances and electronics	1,795,200.00
Iraq	ANWAR ALSLALAH CO.	Distribution equipment	439,199.20
Iraq	ANWAR ALSLALAH CO.	Furniture	37,450.00
Iraq	ASIA CELL COMMUNICATION PJSC	Engineering and research services	255,590.10
Iraq	ASIA HAWALA	Management and admin services	10,221,200.00
Iraq	BARZA SECURITY COMPANY	Public order and security services	76,500.00
Iraq	BELAD AL NASER FOR GENERAL TRADE & CONTR	Material handling machinery	136,327.50
Iraq	BOARD OF RELIEF AND HUMANITARIAN AFFAIRS	Management and admin services	100,000.00
Iraq	DARYA ORGANIZATION FOR DEV. WOMAN & COM	Management and admin services	322,713.72
Iraq	DEFAF AL-KHALEEJ	Public order and security services	103,680.00
Iraq	DEN LAND FOR GENERAL TRADING CONTRACTIN(	Apparel, luggage and personal care	276,760.00
Iraq	EMAAR ARDH AL-NAKHEEL FOR CONTRACTING CC	IT and communications equipment	166,670.00
Iraq	ENERGY LOGISTICS	Transportation, storage, mail services	561,993.03
Iraq	HAMA AMIN MAHMOOD MUHAMAD	Transportation, storage, mail services	64,800.00
Iraq	IDRIS LATIF HAMAD AMEEN	Transportation, storage, mail services	954,512.50
Iraq	IOM	Public order and security services	54,000.00
Iraq	IRAQ WALLET	Financial and insurance services	330,693.64
Iraq	IRAQ WALLET	Management and admin services	14,792,154.57
Iraq	IRAQI DATA CENTER FOR INFORMATION TECHNO	Engineering and research services	50,400.00
Iraq	JAWHARAT AL-SHARQ COMPANY	Transportation, storage, mail services	1,622,950.00
Iraq	KARA CHOK COMPANY	Public order and security services	110,400.00
Iraq	KARDISI CO.	Building and maintenance services	445,211.23
Iraq	KARDISI CO.	Distribution equipment	1,118,350.00
Iraq	KARDISI CO.	Domestic appliances and electronics	144,000.00
Iraq	KARDISI CO.	Engineering and research services	95,000.00
Iraq	KARDISI CO.	Industrial manufacturing machinery	260,784.00
Iraq	KHAKAN COMPANY	Manufacturing components	147,000.00
Iraq	KIMAN COMPANY	Building and maintenance services	2,474,214.00
Iraq	KUEHNE + NAGEL FREIGHT SERVICES / LLC	Transportation, storage, mail services	35,901.62
Iraq	MAXIM COMPANY FOR GENERAL TRADING	Furniture	210,000.00
Iraq	MAZI MOTEL	Management and admin services	192,000.00
Iraq	MUSLIM AID IRAQ	Management and admin services	1,283,806.64
Iraq	OIL BRIDGE COMPANY FOR GENERAL TRADING	Management and admin services	244,475.00
Iraq	OMAR KARIM SAEED	Management and admin services	42,000.00
Iraq	PENTAPOLIS TRADE FZE	Structures, construction components	39,896.28
Iraq	POWER MEN COMPANY	Power generation machinery	143,100.00
Iraq	PREMIERE URGENCE INTERNATIONALE	Management and admin services	124,615.65
Iraq	QALAY NOGHARAN	Transportation, storage, mail services	187,006.97
Iraq	RASAN	Sports and recreational equipment	432,638.50
Iraq	RWA COMPANY	Apparel, luggage and personal care	255,000.00
Iraq	SAYGIN ABDUL-KADIR CHAKMAKY	Management and admin services	36,000.00
Iraq	SMB GROUP FOR CONSTRUCTION	Structures, construction components	297,814.30
Iraq	SPECTRUM ENGINEERING CONSULTANTS	Financial and insurance services	431,250.00
Iraq	SULAIMANYAH SURROUNDING WATER	Public sector related services	41,004.00
Iraq	TARZEEN COMPANY	Manufacturing components	255,000.00
Iraq	UR INTERNATIONAL INSURANCE COMPANY	Financial and insurance services	53,179.49
Iraq	YAMATA COMPANY	Furniture	39,991.00
Iraq	ZOLATAYA PAVLEEN CO.	Transportation, storage, mail services	293,460.00
Ireland	ADOBE SYSTEMS SOFTWARE IRELAND LIMITED	Engineering and research services	929,199.50
Ireland	DEPT.FOREIGN AFFAIRS DEVEL. CO-OPERATION	Domestic appliances and electronics	340,476.00
Ireland	DEPT.FOREIGN AFFAIRS DEVEL. CO-OPERATION	Management and admin services	218,500.00
Ireland	DONAL RYAN	Management and admin services	32,017.08
Ireland	MICROSOFT IRELAND OPERATIONS LTD	Engineering and research services	2,184,003.84
Israel	NEDRA WEINREICH	Financial and insurance services	46,859.76
Italy	ALTERNATIVA S.R.L.	Management and admin services	39,372.82
Italy	AMMINISTRAZIONE CONDOMINIO VIA CARONCIN	Building and maintenance services	47,393.36
Italy	BIOETHIC SRL	Domestic appliances and electronics	44,372.64
Italy	BIOETHIC SRL	Sports and recreational equipment	48,560.00
Italy	BIZZARRI, MARIANGELA	Financial and insurance services	30,500.00
Italy	COLLEGIO FIGLI IMMACOLATO CUORE DI MARIA	Management and admin services	172,251.87
Italy	D ONE SRL	Management and admin services	227,531.29
Italy	DIRECT CHANNEL	Management and admin services	98,091.95
Italy	DIX SERVIZI SRL	Building and maintenance services	32,017.08
Italy	EDILSIDER S.P.A.	Sports and recreational equipment	741,222.31
Italy	FAO	Education and training services	44,000.00
Italy	FERRARI ELENA	Financial and insurance services	109,475.00
Italy	GNUCOOP SOCIETA COOPERATIVA	Engineering and research services	188,434.11
Italy	HERTZ ITALIANA SRL	Management and admin services	108,577.64
Italy	IBH RIPA SRL	Management and admin services	70,858.49
Italy	INT. INST. HUMANITARIAN LAW	Education and training services	34,471.54
Italy	INTER'L INSTITUTE OF HUMANITARIAN LAW	Management and admin services	164,543.52
Italy	INTERNATIONAL LABOUR ORGANIZATION (ILO)	Editorial, design, graphic services	33,858.06
Italy	INTHERA SPA	Management and admin services	244,572.25
Italy	ISTITUTO NAZIONALE COMUNICAZIONE	Management and admin services	30,805.69
Italy	ITALIAN PROSALES SRL	Management and admin services	1,839,683.55

Location of supplier	Supplier name	Category description	Value (USD)
UNHCR continued			
Italy	ITALY	Management and admin services	175,390.00
Italy	MANNOCCHI, ALESSANDRO	Financial and insurance services	41,012.70
Italy	METADONORS SRL	Management and admin services	648,817.82
Italy	OMICRON SERVIZI SRL	Management and admin services	781,248.22
Italy	POSTE ITALIANE - NO PROFIT - TORINO	Management and admin services	102,580.43
Italy	POSTE ITALIANE - TORINO POSTA TARGET	Management and admin services	31,516.59
Italy	QUALITY LAB SRL	Management and admin services	51,802.88
Italy	REGUS BUSINESS CENTRES ITALIA SRL	Management and admin services	89,294.12
Italy	SILVIA LOSCHIAVO	Financial and insurance services	32,000.00
Italy	SPORTWIDE AG SRL	Management and admin services	64,858.49
Italy	STARCOM ITALIA SRL	Management and admin services	1,017,333.61
Italy	THE UN WORLD FOOD PROGRAMME	Transportation, storage, mail services	1,047,526.09
Italy	UN SYSTEM STAFF COLLEGE	Education and training services	40,000.00
Italy	UNITED NATIONS SYSTEM STAFF COLLEGE	Education and training services	108,826.76
Italy	WFP-UNHRD	Sports and recreational equipment	98,684.96
Italy	WORLD FOOD PROGRAMME	Management and admin services	196,860.00
Italy	WORLD FOOD PROGRAMME	Sports and recreational equipment	56,329.00
Italy	WORLD FOOD PROGRAMME	Transportation, storage, mail services	2,464,889.41
Japan	FAST RETAILING CO. LTD.	Apparel, luggage and personal care	6,439,932.00
Japan	K. ARANO AND CO. LTD.	Motor vehicles and parts	2,967,500.67
Japan	NISSAN TRADING CO., LTD.	Motor vehicles and parts	404,491.68
Japan	TOSHIBA MEDICAL SYSTEMS CORPORATION	Pharmaceuticals, contraceptives, vaccines	750,000.00
Japan	TOYOTA MOTOR CORPORATION	Motor vehicles and parts	28,951,174.61
Jordan	ADNAN MOHAMMAD TARIQ AL-HODHOD	Management and admin services	59,322.03
Jordan	AL- DERAH CONTRACTING COMPANY	Building and maintenance services	32,546.48
Jordan	AL-EDWAN CONTRACTING COMPANY	Building and maintenance services	5,422,666.06
Jordan	AL-EDWAN CONTRACTING COMPANY	Power generation machinery	42,850.00
Jordan	AL MOGHERA FOR GENERAL TRADE	Motor vehicles and parts	64,265.54
Jordan	AL SAMI GENERAL TRADE COMPANY LTD.	Domestic appliances and electronics	1,279,442.40
Jordan	AL SAMI GENERAL TRADE COMPANY LTD.	Furniture	1,521,606.79
Jordan	AL SANABEL CONVERTING INDUSTRIES CO.LTD	Apparel, luggage and personal care	256,506.02
Jordan	BIBARS FOAM MFG.	Domestic appliances and electronics	792,824.99
Jordan	BITAR CONSULTANTS AND ENGINEERS	Management and admin services	34,096.66
Jordan	CAIRO AMMAN BANK	Financial and insurance services	1,519,059.32
Jordan	CAIRO AMMAN BANK	Management and admin services	96,479,880.56
Jordan	DATACONSULT	Engineering and research services	32,775.88
Jordan	EDAMA ASSOC. FOR ENERGY, WATER AND ENV	Education and training services	45,289.55
Jordan	ELECTRICITY DISTRIBUTION COMPANY (EDCO)	Building and maintenance services	78,959.04
Jordan	ELECTRICITY DISTRIBUTION COMPANY (EDCO)	Power generation machinery	840,796.97
Jordan	ELECTRICITY DISTRIBUTION COMPANY (EDCO)	Public sector related services	1,414,131.86
Jordan	FARIS ZUHAIR HERMEZ HERMEZ	Management and admin services	239,961.12
Jordan	FINE HYGIENIC PAPER CO.	Apparel, luggage and personal care	987,632.99
Jordan	FIRST TECHNICAL SUPPORT COMPANY	Transportation, storage, mail services	87,116.00
Jordan	G4S SECURE SOLUTIONS INT'L INC. JORDAN	Public order and security services	132,135.59
Jordan	GREATER IRBID MUNICIPALITY	Management and admin services	50,847.46
Jordan	GUARANTEE TRAVEL AND EVENTS	Management and admin services	118,036.72
Jordan	IRBID DISTRICT ELECTRICITY COMPANY LTD	Building and maintenance services	192,587.85
Jordan	IRBID DISTRICT ELECTRICITY COMPANY LTD	Power generation machinery	40,114.96
Jordan	IRBID DISTRICT ELECTRICITY COMPANY LTD	Public sector related services	6,133,003.88
Jordan	IZONE TRAVEL	Management and admin services	149,223.16
Jordan	JASCCO	Building and maintenance services	485,702.70
Jordan	JORDAN DATA COMMUNICATION SERVICES CO.	Engineering and research services	47,887.32
Jordan	JORDAN ELECTRIC POWER COMPANY	Public sector related services	481,638.41
Jordan	JORDAN MOBILE TELEPHONE SERVICE COMPANY	Engineering and research services	127,462.66
Jordan	JORDAN MOBILE TELEPHONE SERVICE COMPANY	Management and admin services	117,581.36
Jordan	JORDAN MODERN OIL AND FUEL SERVICES LTD	Fuels and lubricants etc.	170,070.42
Jordan	JORDAN PIONEER FOR METAL INDUSTRY	Sports and recreational equipment	32,203.39
Jordan	JORDAN TELECOM	Engineering and research services	35,310.73
Jordan	KARAR FOR PRODUCING & DEVELOP. INDUS EQ	Building and maintenance services	164,350.28
Jordan	KARAR FOR PRODUCING & DEVELOP. INDUS EQ	Power generation machinery	2,370,039.55
Jordan	KUEHNE AND NAGEL	Transportation, storage, mail services	808,497.60
Jordan	LANDMARK HOTEL	Management and admin services	177,259.88
Jordan	MINDSET	Engineering and research services	1,172,246.04
Jordan	MOVENPICK RESORT & RESIDENCES AQABA	Management and admin services	42,372.88
Jordan	NIDAL AND ISHAQ AND ZIAD ISHAQ ALHJAZEEN	Management and admin services	127,118.64
Jordan	ROYAL TOURS	Management and admin services	126,737.29
Jordan	SAMMAN AND PARTNER ACCOUNTANTS CO.	Financial and insurance services	108,000.00
Jordan	SHARK FOR SECURITY AND ARMED PROTECTION	Public order and security services	2,220,622.87
Jordan	TADSHEEN CONTRACTING COMPANY	Building and maintenance services	45,566.20
Jordan	UNDP REPRESENTATIVE USD ACCOUNT-IRAQ	Management and admin services	468,115.47
Jordan	WALEED HIJJAWI EST. FOR ELECTRONICS	Power generation machinery	63,453.39
Jordan	WATEEN INFORMATION TECHNOLOGY	Engineering and research services	74,273.24
Jordan	YOUSEF IBRAHIM SALEEM KAKISH	Management and admin services	56,497.17
Kazakhstan	UNDP	Management and admin services	87,697.00
Kenya	748 AIR SERVICES LTD	Transportation, storage, mail services	236,736.00
Kenya	ACHELIS MATERIAL HANDLING LTD	Farming, fishing equipment	204,000.00
Kenya	ACHELIS MATERIAL HANDLING LTD	Motor vehicles and parts	235,908.00
Kenya	ADVATECH OFFICE SUPPLIES LTD	Sports and recreational equipment	137,350.00
Kenya	AFRICAN POPULATION HEALTH RESEARCH CENTR	Management and admin services	441,101.77
Kenya	AINUSHAMSI CONSTRUCTION AND TRANSPORT	Building and maintenance services	71,575.91
Kenya	ALBAYAN COMPANY LIMITED	Building and maintenance services	39,301.59
Kenya	ALLTERRAIN SERVICES KENYA LIMITED	Building and maintenance services	195,248.92
Kenya	AQUAWETTS ENTERPRISES LIMITED	Material handling machinery	80,289.07
Kenya	ARFON INVESTMENT COMPANY LTD	Building and maintenance services	43,898.77

Location of supplier	Supplier name	Category description	Value (USD)
UNHCR continued			
Kenya	ASL LIMITED	Furniture	176,157.69
Kenya	ASL LIMITED	Structures, construction components	30,383.68
Kenya	ASS FOR THE PHYSICALLY DISABLED OF KENYA	Pharmaceuticals, contraceptives, vaccines	79,612.22
Kenya	BAGDA'S AUTO SPARES LTD	Motor vehicles and parts	30,866.86
Kenya	BEFRA ENGINEERING SERVICES	Management and admin services	50,314.47
Kenya	BOLDATA SYSTEM LIMITED	Engineering and research services	250,000.00
Kenya	CAPTAIN ANDY'S FISHING SUPPLY LTD	Transportation, storage, mail services	56,856.67
Kenya	CENTURY AUTOMOBILES (NAIROBI) LIMITED	Motor vehicles and parts	413,021.00
Kenya	CIRCUIT BUSINESS SYSTEMS (K) LIMITED	Apparel, luggage and personal care	79,398.93
Kenya	CUSTOMER CARE AUTO SPARES AGENCIES	Motor vehicles and parts	36,650.53
Kenya	DAFABOTAZ TRANSPORTERS AND CONSTRUCTIOI	Building and maintenance services	33,883.38
Kenya	DALBIT PETROLEUM LIMITED	Fuels and lubricants etc.	832,680.81
Kenya	DALMAR TRANSPORTERS LTD	Transportation, storage, mail services	552,900.00
Kenya	DAVIS AND SHIRTLIFF LTD	Distribution equipment	38,690.39
Kenya	DAVIS AND SHIRTLIFF LTD.	Power generation machinery	200,680.00
Kenya	DON'T USE (REPLACED WITH 189978)	Transportation, storage, mail services	129,636.00
Kenya	DOSHI AND CO (HARDWARE) LIMITED	Distribution equipment	126,339.98
Kenya	ENASHIPAI RESORT AND SPA	Management and admin services	35,700.50
Kenya	ENGEN KENYA LIMITED	Fuels and lubricants etc.	30,919.93
Kenya	EQUITY BANK KENYA LTD	Financial and insurance services	122,797.87
Kenya	EQUITY BANK KENYA LTD	Public order and security services	190,384.62
Kenya	EQUITY BANK LTD -DADAAB	Management and admin services	709,238.93
Kenya	EWALA CONSTRUCTORS AND SUPPLIERS CO LTD	Building and maintenance services	34,155.36
Kenya	EXPRESS AUTOMATION LTD	Editorial, design, graphic services	35,817.31
Kenya	FASAR ENTERPRISES LIMITED	Building and maintenance services	249,871.20
Kenya	FIRST CLASS FACILITY CLEANERS LTD	Building and maintenance services	307,224.12
Kenya	G4S SECURITY SERVICES (K) LTD	Public order and security services	3,276,951.96
Kenya	GAR-GAR TRANSPORTERS LTD	Transportation, storage, mail services	38,000.00
Kenya	GO-SOLAR SYSTEMS LTD	Material handling machinery	37,149.78
Kenya	GOLDEN AFRICA KENYA LIMITED	Apparel, luggage and personal care	2,696,737.60
Kenya	HARBERD ANDREW JONATHAN	Financial and insurance services	69,750.00
Kenya	HARIR GENERAL CONTRACTORS LIMITED	Building and maintenance services	30,628.20
Kenya	HASHI ENERGY LIMITED	Fuels and lubricants etc.	1,397,166.46
Kenya	HIGSADE TRANSPORTERS COMPANY LTD	Transportation, storage, mail services	381,150.00
Kenya	ISUZU EAST AFRICA LIMITED	Motor vehicles and parts	274,842.00
Kenya	JIMCAB SERVICES LIMITED	Management and admin services	91,463.05
Kenya	JULIAN PARKER	Financial and insurance services	34,200.00
Kenya	KAHIA TRANSPORTERS LTD	Laboratory and testing equipment	217,025.00
Kenya	KATE FREIGHT AND TRAVEL LTD	Transportation, storage, mail services	602,046.50
Kenya	KENGAS LINK LTD	Transportation, storage, mail services	105,550.00
Kenya	KNIGHT FRANK KENYA LTD	Management and admin services	427,224.24
Kenya	LIBERTY ENGINEERING AND CONSTRUCTION LTD	Building and maintenance services	290,159.61
Kenya	LOGISTICS TEAM INTERNATIONAL LTD	Building and maintenance services	203,515.55
Kenya	MEC AFRICA LTD	Management and admin services	426,410.68
Kenya	MEDISEL (KENYA) LIMITED	Pharmaceuticals, contraceptives, vaccines	247,942.12
Kenya	METSEC CABLES LIMITED	Power generation machinery	37,252.73
Kenya	MULTITRADE INDUSTRIAL SUPPLIERS LTD	Building and maintenance services	115,355.70
Kenya	MULTITRADE INDUSTRIAL SUPPLIERS LTD	Engineering and research services	98,557.69
Kenya	MULTITRADE INDUSTRIAL SUPPLIERS LTD	Sports and recreational equipment	189,749.06
Kenya	MULTITRADE INDUSTRIAL SUPPLIERS LTD	Structures, construction components	502,904.73
Kenya	MWANGAZA SUPPLIERS AND CONTRACTORS LTD	Building and maintenance services	50,902.59
Kenya	MWANGI JOY WANGARI	Management and admin services	33,916.00
Kenya	NAIROBI SAFARI CLUB	Management and admin services	31,320.00
Kenya	NAIROBI SPORTS HOUSE	Sports and recreational equipment	58,231.60
Kenya	OGLE HASHI CONSTRUCTIONS AND GENERAL	Building and maintenance services	91,005.45
Kenya	ORAD CONTROL SOLUTIONS LTD	Public order and security services	41,321.12
Kenya	P.C. SUPPLIES LIMITED	IT and communications equipment	39,964.00
Kenya	POWERPOINT SYSTEMS (E.A) LTD	Power generation machinery	145,412.02
Kenya	PROSOL LIMITED	Fuels and lubricants etc.	84,663.11
Kenya	RELIEF AND MISSION LOGISTICS LTD	Transportation, storage, mail services	89,600.00
Kenya	RELIEFLINE KENYA LTD	Apparel, luggage and personal care	460,730.50
Kenya	ROBERT MUIA KOMU	Public order and security services	30,769.23
Kenya	ROBKINGS GENERAL SERVICES LIMITED	Building and maintenance services	149,630.25
Kenya	SABENA BUILDING CONTRACTORS	Building and maintenance services	42,490.75
Kenya	SABRIN BUS SERVICE LTD	Transportation, storage, mail services	1,287,784.80
Kenya	SAFARICOM LTD	Engineering and research services	107,307.69
Kenya	SOUTHERN ENGINEERING COMPANY LTD	Material handling machinery	245,962.42
Kenya	SPARTAN RELIEF SUPPLIES LIMITED	Apparel, luggage and personal care	490,000.00
Kenya	SPARTAN RELIEF SUPPLIES LIMITED	Domestic appliances and electronics	611,025.00
Kenya	SYNCHROLITE GENERAL CONTRACTORS LTD	Building and maintenance services	682,526.73
Kenya	TAAM PETROLEUM LTD.	Fuels and lubricants etc.	4,527,056.56
Kenya	TARACH VIEW ENTERPRISES	Food and beverage products	32,634.69
Kenya	TECHNO BRAIN BPO ITES LTD	Management and admin services	144,321.05
Kenya	TECHNO RELIEF SERVICES LTD	Apparel, luggage and personal care	123,324.63
Kenya	TECHNO RELIEF SERVICES LTD	Domestic appliances and electronics	45,630.00
Kenya	TELEMATICS AFRICA LIMITED	Engineering and research services	45,445.40
Kenya	THE KENYA POWER AND LIGHTING CO LTD.	Public sector related services	46,134.08
Kenya	TIRUPATI KENYA LTD	Building and maintenance services	34,938.50
Kenya	TOTAL KENYA LIMITED	Fuels and lubricants etc.	1,128,018.96
Kenya	TRANS BUSINESS MACHINES LTD	IT and communications equipment	42,090.85
Kenya	TSAVO WILD DESIGN AND INTERIOR LIMITED	Building and maintenance services	290,573.88
Kenya	TURKANA TECHNICAL AND BUILDING CONST CO	Building and maintenance services	85,890.64
Kenya	UNDP REPRESENTATIVE IN SOMALIA	Management and admin services	361,899.77
Kenya	UNITED NATIONS HUMANITARIAN AIR SERVICES	Transportation, storage, mail services	315,000.00

Location of supplier	Supplier name	Category description	Value (USD)
UNHCR continued			
Kenya	UNITED NATIONS OFFICE AT NAIROBI	Healthcare services	260,000.00
Kenya	UNITED NATIONS OFFICE AT NAIROBI	Management and admin services	41,833.00
Kenya	UNITED NATIONS OFFICE AT NAIROBI	Public order and security services	527,604.00
Kenya	UNITED NATIONS SUPPORT OFFICE FOR AMISOM	Management and admin services	320,000.00
Kenya	VCON SOLUTIONS	IT and communications equipment	99,100.00
Kenya	VISION BRANDS EAST AFRICA LIMITED	Apparel, luggage and personal care	1,700,085.96
Kenya	WAVELINK COMMUNICATIONS CO. LTD	Engineering and research services	48,730.00
Kenya	WFP SOMALIA	Management and admin services	1,120,321.00
Kenya	WFP SOMALIA	Office equipment	391,319.24
Kenya	WFP SOMALIA	Transportation, storage, mail services	4,004,524.52
Kenya	WINDLE CHARITABLE TRUST	Management and admin services	198,492.53
Kenya	WS INSIGHT LIMITED	Public order and security services	1,730,795.04
Kenya	YANA TYRE CENTRE LTD.	Motor vehicles and parts	52,239.29
Kenya	ZAMIL CONSTRUCTION AND TRANSPORTERS	Building and maintenance services	35,271.32
Kuwait	IRQ ZAIN (ATHEER)	Engineering and research services	102,000.00
Kuwait	MHD. BASEM AL-MOUNAKKEL	Apparel, luggage and personal care	3,813,520.00
Kuwait	UNITED NATIONS ASS. MISSION FOR IRAQ	Management and admin services	1,187,327.40
Kuwait	UNITED NATIONS ASS. MISSION FOR IRAQ	Sports and recreational equipment	128,088.00
Kyrgyzstan	UNDP KYRGYZSTAN	Management and admin services	35,572.48
Lebanon	AGILITY LOGISTICS LEBANON SAL	Transportation, storage, mail services	899,568.43
Lebanon	AL-AMIR CO FOR FOOD PRODUCTS/AL AMIR LIL	Motor vehicles and parts	848,440.00
Lebanon	AL-DEALER TELECOM	IT and communications equipment	79,755.00
Lebanon	AL BONYAN COMPANY FOR ENGINEERING & CON	Building and maintenance services	3,476,505.87
Lebanon	ALBERT MASSAAD SARL	Furniture	108,480.00
Lebanon	ALHOUDA SARL	Apparel, luggage and personal care	859,680.00
Lebanon	ALKASTI, EBRAHIM	Management and admin services	120,000.00
Lebanon	ALKUSTY FOR TRADING COMPANY S.A.L	Apparel, luggage and personal care	821,800.00
Lebanon	AMAC SARL	Building and maintenance services	39,960.00
Lebanon	AMERICAN UNIVERSITY OF BEIRUT (AUB)	Engineering and research services	32,230.00
Lebanon	ARCH CONSULTING S.A.R.L	Editorial, design, graphic services	50,000.00
Lebanon	ASSIYANA SAL	Building and maintenance services	651,634.31
Lebanon	ATTAR STEEL	Material handling machinery	44,100.00
Lebanon	ATTAR STEEL	Structures, construction components	61,500.00
Lebanon	BAALBAKI GROUP SA (OFF-SHORE) LTD	Distribution equipment	276,800.00
Lebanon	BAALBAKI GROUP SA (OFF-SHORE) LTD	Domestic appliances and electronics	2,270,000.00
Lebanon	BAALBAKI GROUP SA (OFF-SHORE) LTD	Furniture	381,442.62
Lebanon	BAALBAKI GROUP SA (OFF-SHORE) LTD	IT and communications equipment	34,688.00
Lebanon	BAALBAKI GROUP SA (OFF-SHORE) LTD	Structures, construction components	604,638.42
Lebanon	BAALBAKI GROUP SA (OFF-SHORE) LTD	Tools and general machinery	204,750.00
Lebanon	BANQUE LIBANO FRANCAIS S.A.L	Financial and insurance services	800,000.00
Lebanon	BOU CHALHOUB INDUSTRIAL & COMMERCIAL EST	Farming, fishing equipment	33,000.00
Lebanon	BOUSTANY UNITED MACHINERIES CO. SAL	Management and admin services	74,476.00
Lebanon	BOUSTANY UNITED MACHINERIES CO. SAL	Motor vehicles and parts	42,000.00
Lebanon	BUSINESS SERVICES OFFICE S.A.R.L	Management and admin services	90,000.00
Lebanon	CARETEK S.A.L.	Furniture	99,895.00
Lebanon	CARMAX	Transportation, storage, mail services	181,909.00
Lebanon	CENTURY MOTOR CO. SAL	Motor vehicles and parts	103,000.00
Lebanon	CHEIKH JEAN CHEIKH NADER ABDO	Management and admin services	54,000.00
Lebanon	COMPUTEL SARL	Building and maintenance services	35,380.00
Lebanon	COMPUTEL SARL	Engineering and research services	185,000.10
Lebanon	CONSULTATION AND RESEARCH INSTITUTE SARL	Engineering and research services	37,170.00
Lebanon	DARWICHE MOHAMAD HUSSEIN AND ALI	Management and admin services	650,000.00
Lebanon	ELECTRICITE DE ZAHLE	Public sector related services	69,352.71
Lebanon	ELECTRICITE DU LIBAN	Public sector related services	102,649.00
Lebanon	ENGINEER ELIE N. MAALOUF CO. SAL	Building and maintenance services	123,700.00
Lebanon	ETAC SAL	Electrical systems components	1,727,431.20
Lebanon	ETAC SAL	Power generation machinery	513,787.40
Lebanon	ETAC SAL	Published products	32,026.40
Lebanon	ETAC SAL	Structures, construction components	415,771.20
Lebanon	ETS NAHEED KHAWEJA	Power generation machinery	51,540.50
Lebanon	FLYING HORSE S.A.L (OFF SHORE)	Apparel, luggage and personal care	8,121,615.00
Lebanon	FOO S.A.L	Engineering and research services	115,000.00
Lebanon	GARFF GROUP	Structures, construction components	434,684.16
Lebanon	HILAL, KUMAI	Public order and security services	141,141.00
Lebanon	IMAD MOHAMMED JABER	Management and admin services	240,000.00
Lebanon	INFACT PRODUCTION	Management and admin services	63,100.00
Lebanon	INKRIPT IDENTIFICATION TECHNOLOGIES SAL	Engineering and research services	263,370.00
Lebanon	INKRIPT IDENTIFICATION TECHNOLOGIES SAL	IT and communications equipment	250,000.00
Lebanon	INKRIPT IDENTIFICATION TECHNOLOGIES SAL	Published products	34,500.00
Lebanon	INTERNATIONAL LOGISTICS SERVICES SAL	Furniture	496,944.14
Lebanon	JM PROPERTIES S.A.L	Management and admin services	149,999.00
Lebanon	K PROJECT SARL	Published products	35,645.00
Lebanon	K.FLEIFEL IND. CO. S.A.R.L.	Furniture	37,410.00
Lebanon	KARAMBOIS	Structures, construction components	375,023.25
Lebanon	KASSEM AND CO SCS PANDA PLAST	Apparel, luggage and personal care	79,555.00
Lebanon	KASTI, YEHIA MOHAMAD	Management and admin services	97,763.03
Lebanon	KEID S.A.L	Power generation machinery	3,062,210.00
Lebanon	KHALIFE COMPUTER AND OFFICE MACHINERY	Musical instruments and arts and crafts	3,182,176.00
Lebanon	KHULUD SIRRI HALABI / DHL EXPRESS	Transportation, storage, mail services	3,280,786.56
Lebanon	KWIK SENSE SAL	Engineering and research services	49,900.00
Lebanon	LBNSOMOPLAST RIACHY & CO	Material handling machinery	43,290.00
Lebanon	LUNA FOR GENERAL TRADING	Building and maintenance services	420,869.00
Lebanon	LUNA FOR GENERAL TRADING	Furniture	38,430.00
Lebanon	M. EZZAT JALLAD & FILS	Material handling machinery	36,850.00

Location of supplier	Supplier name	Category description	Value (USD)
UNHCR continued			
Lebanon	MALIKS BOOKSHOP	Office equipment	30,000.00
Lebanon	MANSOUR, MS. LAMIA	Financial and insurance services	60,000.00
Lebanon	MEC S.A.R.L	Management and admin services	970,000.00
Lebanon	MEDCO S.A.L	Fuels and lubricants etc.	1,042,932.65
Lebanon	MEDILAB S.A.R.L.	Furniture	1,096,568.15
Lebanon	MEDIVISA S.A.L	Politics and civic affairs services	4,526,151.30
Lebanon	MEMAC OGILVY & MATHER S.A.L	Management and admin services	76,000.00
Lebanon	MICHEL STEPHAN	Management and admin services	240,000.00
Lebanon	MUSTAPHA S.E. ADADA ESTABLISHMENT	Building and maintenance services	7,104,113.06
Lebanon	NEW MEDIA LEAD (S.A.R.L)	Management and admin services	124,990.00
Lebanon	NEXTCARE LEBANON SAL	Politics and civic affairs services	53,171,684.00
Lebanon	POWERME MOBILE SAL	Engineering and research services	148,500.00
Lebanon	PROTECTRON	Public order and security services	2,868,058.92
Lebanon	RACHID KARAME INTERNATIONAL FAIR	Management and admin services	291,060.00
Lebanon	S&K PROPERTIES SAL	Management and admin services	525,750.00
Lebanon	SCANTRUCKS SARL	Motor vehicles and parts	71,000.00
Lebanon	SECURITY ENGINEERING SAL	Security and safety equipment	92,576.03
Lebanon	SETS SARL	Editorial, design, graphic services	287,534.18
Lebanon	SHARIKAT SALEH GROUP TIJARA AMA SAL	Building and maintenance services	39,753.08
Lebanon	SOCIÉTÉ D'AMÉNAGEMENT FONCIÈRE	Management and admin services	41,250.00
Lebanon	SPIRIT SAL	Management and admin services	63,000.00
Lebanon	STE. TELESUPPORT INTERNATIONAL SAL	Financial and insurance services	649,204.59
Lebanon	STE. TELESUPPORT INTERNATIONAL SAL	Management and admin services	1,608,564.50
Lebanon	TAREK SAYEGH EST FOR TRADING&CONTRACTING	Structures, construction components	295,716.00
Lebanon	TERRANET SAL	Engineering and research services	242,760.00
Lebanon	WOODS CORPORATION SAL	Structures, construction components	877,845.00
Lebanon	YOUSSEF GHAITH	Management and admin services	600,000.00
Liberia	AUTO RUN GENERAL SPARE PARTS	Motor vehicles and parts	142,208.50
Liberia	LEE O.D. & GEORGIANA R. MITCHELL	Management and admin services	85,000.00
Liberia	NEW AFRICA RESEARCH AND DEVELOPMENT	Engineering and research services	105,545.00
Liberia	PEACE JANITORIAL AND MAINTENANCE SERVICE	Building and maintenance services	32,118.00
Liberia	SECURITY EXPERT GUARD AGENCY OF LIBERIA	Management and admin services	111,405.00
Liberia	SECURITY EXPERT GUARD AGENCY OF LIBERIA	Public order and security services	41,241.00
Liberia	SETHI BROTHERS INC.	Structures, construction components	143,500.00
Liberia	TOTAL LIBERIA INC.	Fuels and lubricants etc.	420,500.00
Liberia	UNITED NATIONS MISSION IN LIBERIA	Fuels and lubricants etc.	77,760.00
Liberia	WORLD FOOD PROGRAMME-LIBERIA	Transportation, storage, mail services	38,278.35
Libya	AJWA. CO	Apparel, luggage and personal care	54,800.00
Libya	AKMAR ALJAZEERA LTD	Domestic appliances and electronics	450,000.00
Libya	ALADEEM COMPANY	Furniture	99,991.50
Libya	ALI HOUSSEIN ZOUBI	Management and admin services	32,471.10
Libya	ALKAFAA TRADING COMPANY FOR IMPORT	Apparel, luggage and personal care	204,000.00
Libya	ALNAJAT MEDICAL SERVICES	Politics and civic affairs services	1,570,464.00
Libya	ANAQIL ALFREED- CATERING SERVICES LTD.	Domestic appliances and electronics	80,250.00
Libya	ASHUAA ALDWALI COMPANY	Apparel, luggage and personal care	149,990.40
Libya	ATHEEL CO. FOR GENERAL CONTRACTING & RE	Building and maintenance services	822,562.00
Libya	CHEF COMPANY FOR CATERING SERVICES	Management and admin services	63,535.00
Libya	DELTA LIBYA FOR SERVICES LTD	Apparel, luggage and personal care	49,980.00
Libya	DELTA LIBYA FOR SERVICES LTD	Sports and recreational equipment	36,341.10
Libya	DHL GLOBAL FORWARDING	Transportation, storage, mail services	90,325.43
Libya	ENNOR ELARABI	Apparel, luggage and personal care	405,000.00
Libya	ENNOR ELARABI	Domestic appliances and electronics	361,000.00
Libya	EZZOHD COMPANY FOR CATERING	Food and beverage products	2,690,031.00
Libya	KHALED ALI KSHIR	Management and admin services	32,471.10
Libya	MAALEM AL NAIM	Domestic appliances and electronics	88,000.00
Libya	MUSTAQBAL AL MDINA COMPNAY	Apparel, luggage and personal care	96,700.00
Libya	MUSTAQBAL AL MDINA COMPNAY	Sports and recreational equipment	88,747.50
Libya	NASSR MILAD SALIM ABUAMID	Management and admin services	99,638.99
Libya	PALM CITY LIMITED	Management and admin services	398,277.73
Libya	THE ENGINEER FOR SAFETY & SECURITY LTD	Building and maintenance services	41,300.00
Libya	THE ENGINEER FOR SAFETY & SECURITY LTD	Public order and security services	217,107.00
Libya	UNITED NATIONS SUPPORT MISSION IN LIBYA	Management and admin services	80,973.06
Malawi	AIRTEL MALAWI	Engineering and research services	37,138.93
Malawi	AZEK INVESTRADE INTERNATIONAL	Material handling machinery	54,794.52
Malawi	CHAKHUWALA BUILDING CONTRACTOR	Building and maintenance services	145,096.15
Malawi	DBM CONSTRUCTION	Building and maintenance services	37,969.78
Malawi	FRANCIS MAGUZA TEMBO	Management and admin services	34,665.38
Malawi	IMRAN FARUK	Management and admin services	36,000.00
Malawi	REAL RELIEF HEALTH APS	Sports and recreational equipment	31,008.00
Malawi	SCHELLENBERG, WERNER KLAUS	Financial and insurance services	67,200.00
Malawi	SEMPHA INVESTMENT	Building and maintenance services	49,660.52
Malaysia	ASIAN SUPPORT DIRECT SDN BHD	Financial and insurance services	95,738.12
Malaysia	CHUAN GUAN SYSTEM SUPPLIES	Published products	34,040.00
Malaysia	HELLO SZE ENTERPRISE	Politics and civic affairs services	42,165.57
Malaysia	MPH DISTRIBUTORS SDN BHD	Published products	38,251.03
Malaysia	SG GLOBAL SUPPORT SERVICES SDN BHD	Management and admin services	463,932.92
Malaysia	TMT SOLUTIONS SDN. BHD.	IT and communications equipment	44,344.27
Mali	AGENCE MALI MANAGEMENT	Public order and security services	152,661.41
Mali	KLEEN SERVICES	Building and maintenance services	44,256.62
Mali	MODIBO MAIGA	Management and admin services	64,140.63
Mali	PNUD MALI	Management and admin services	48,835.00
Mali	PNUD MALI	Public order and security services	74,530.00
Mali	SOCIETE SOLSUN MALI SARL	Power generation machinery	73,936.67
Malta	MIGRANT OFFSHORE AID STATION	Transportation, storage, mail services	149,526.07

Location of supplier	Supplier name	Category description	Value (USD)
UNHCR continued			
Malta	RM INSTALLATIONS LTD	Building and maintenance services	48,076.92
Mauritania	AA&CLEANERS	Building and maintenance services	53,217.81
Mauritania	ALY TIDJANY DIAGANA (ATD SARL)	Apparel, luggage and personal care	147,257.55
Mauritania	BA-REC-SARL	Engineering and research services	33,836.45
Mauritania	ETABLISSEMENT SAHEL PRESTATIONS SERVICES	Apparel, luggage and personal care	149,897.80
Mauritania	ETS NOUVELLE GENERATION	Building and maintenance services	149,271.14
Mauritania	SMP-ATLAS	Fuels and lubricants etc.	55,969.79
Mauritania	SOMELEC NOUAKCHOTT	Public sector related services	33,588.98
Mauritania	STAR MAURITANIE	Fuels and lubricants etc.	152,943.21
Mauritania	TOP SERVICES-SARL	Public order and security services	106,581.32
Mauritania	UNION NATIONALE DES CAISSES D'EPARGNE	Financial and insurance services	59,771.75
Mexico	ABEL BERNARDINO PEREZ	Management and admin services	45,917.34
Mexico	ASTURIAS CONST Y PROYECTOS SA DE C.V.	Building and maintenance services	100,325.43
Mexico	CARRILLO SOUBIC, ALEJANDRA	Financial and insurance services	34,515.00
Mexico	CONSTRUCTORA MADE INGENIEROS S.A. DE C.V	Building and maintenance services	193,273.47
Mexico	FUSION PROMOCIONES S.A. DE C.V.	Management and admin services	582,916.18
Mexico	JOCA INGENIERIA Y CONSTR SA DE CV	Building and maintenance services	161,812.30
Mexico	LEAD 2 ACTION SA DE CV	Management and admin services	61,455.23
Mexico	ONTWICE INTERACTIVE SERVICES DE MEXICO	Management and admin services	152,373.25
Mexico	RAFAEL HUMBERTO JUAREZ GRANDE	Food and beverage products	32,541.98
Mexico	SONI AUTOMOTRIZ, SA DE CV	Motor vehicles and parts	69,171.95
Morocco	G4S MAROC	Public order and security services	62,554.41
Morocco	LEMSEGUEM EL KBIR	Management and admin services	33,619.89
Morocco	MS. MIA JEONG	Financial and insurance services	44,845.00
Morocco	RHANBAJA MOULAY AHMED	Management and admin services	83,676.17
Mozambique	ALVARO JULIAO MASSINGUE	Management and admin services	74,400.00
Mozambique	G4S SECURITY SERVICE MOCAMBIQUE	Management and admin services	34,852.94
Mozambique	MUSSA ABDURRABE	Management and admin services	48,000.00
Myanmar	BASIN INTERNATIONAL LTD	Apparel, luggage and personal care	243,451.68
Myanmar	BASIN INTERNATIONAL LTD	Domestic appliances and electronics	298,450.00
Myanmar	BASIN INTERNATIONAL LTD	Structures, construction components	206,000.00
Myanmar	DANISH REFUGEE COUNCIL - DRC	Management and admin services	60,412.49
Myanmar	DANYA MYAY CO., LTD	Building and maintenance services	103,419.12
Myanmar	DAW KHIN AYE	Management and admin services	266,000.00
Myanmar	DAW KYI HLA	Management and admin services	31,343.28
Myanmar	GREATER MAY YU CO., LTD	Building and maintenance services	110,779.41
Myanmar	HYPER MYANMAR RELIEF INTERNATIONAL	Domestic appliances and electronics	138,375.00
Myanmar	HYPER MYANMAR RELIEF INTERNATIONAL	Sports and recreational equipment	44,175.00
Myanmar	LEO EXERA	Public order and security services	208,617.31
Myanmar	MAUNG TUN WIN	Fuels and lubricants etc.	67,095.50
Myanmar	MG KAUNG FAMILY CO., LTD	Building and maintenance services	111,917.65
Myanmar	MYANMAR POSCO C&C CO, LTD	Structures, construction components	44,995.80
Myanmar	MYANMAR POSCO STEEL CO., LTD	Structures, construction components	413,762.70
Myanmar	MYAT AUNG TRANSPORT	Transportation, storage, mail services	35,725.00
Myanmar	SHWE LA LA WIN CONSTRUCTION CO.,LTD	Building and maintenance services	114,058.82
Myanmar	U AUNG THIN OO	Transportation, storage, mail services	53,333.33
Myanmar	WESTERN HOUSE CONSTRUCTION CO., LTD	Building and maintenance services	82,411.76
Myanmar	YANGON TRACTOR CO., LTD.	Domestic appliances and electronics	68,985.00
Namibia	NAMIB MILLS (PTY) LTD	Food and beverage products	156,871.87
Nepal	DR. ANIL KUMAR PAHARI	Management and admin services	38,400.00
Nepal	REFUGEES DIRECT PAYMENT	Management and admin services	236,864.00
Nepal	TOPSUN ENERGY PVT. LTD	Power generation machinery	71,534.85
Netherlands	ENDEMOL NEDERLAND B.V.	Management and admin services	75,493.61
Netherlands	HSB CARDS AND CARD SYSTEMS B.V.	Engineering and research services	41,317.99
Netherlands	IMRES	Pharmaceuticals, contraceptives, vaccines	4,950,993.73
Netherlands	IMRES	Transportation, storage, mail services	411,106.02
Netherlands	INTERNATIONAL DISPENSARY ASSOCIATION (ID	Pharmaceuticals, contraceptives, vaccines	6,035,389.91
Netherlands	INTERNATIONAL DISPENSARY ASSOCIATION (ID	Transportation, storage, mail services	435,518.95
Netherlands	LAND LIFE COMPANY	Financial and insurance services	591,269.85
Netherlands	NISSAN TRADING EUROPE LTD	Motor vehicles and parts	267,210.00
Netherlands	PEPPERMINDS NEDERLAND BV	Management and admin services	1,119,274.25
Netherlands	PETRA SLEVEN	Financial and insurance services	44,345.19
Netherlands	PHILIP JAN SCHULLER	Financial and insurance services	52,301.26
Netherlands	PHILIPS LIGHTING B.V.	Financial and insurance services	82,606.64
Netherlands	RAISINGRESULTS BV	Management and admin services	419,932.81
Netherlands	RUUD VAN DER LINDEN	Financial and insurance services	35,724.14
Netherlands	STICHTING IKEA FOUNDATION	Domestic appliances and electronics	1,897,500.00
Netherlands	THE MEDICAL EXPORT GROUP BV	Pharmaceuticals, contraceptives, vaccines	462,119.26
Netherlands	THE MEDICAL EXPORT GROUP BV	Transportation, storage, mail services	49,982.00
New Zealand	PICSELL LTD	Management and admin services	39,030.00
New Zealand	STABICRAFT MARINE LTD	Transportation, storage, mail services	34,530.00
New Zealand	TRAINING TECHNOLOGY TRANSFER LTD.	Education and training services	49,800.00
Niger	CNESS BOZARI	Management and admin services	30,651.84
Niger	ELH IDRISSA IBOUNE	Management and admin services	58,553.25
Niger	ELH MAHAMADOU IBRAHIM	Structures, construction components	82,561.86
Niger	ENTREPRISE BAANA	Building and maintenance services	168,527.15
Niger	ENTREPRISE EROH/GC/TP	Building and maintenance services	34,137.29
Niger	ENTREPRISE ESMA	Building and maintenance services	170,363.57
Niger	ETS M G V P	Motor vehicles and parts	31,877.99
Niger	GADNET SECURITE	Public order and security services	287,934.14
Niger	GASSO SARL	Building and maintenance services	240,028.37
Niger	GLOBUS LOCATION SERVICES	IT and communications equipment	71,975.86
Niger	MONDIAL INTERNATIONAL AIR SERVICE	Building and maintenance services	57,649.05
Niger	NEXTURE SARL	IT and communications equipment	32,968.14

Location of supplier	Supplier name	Category description	Value (USD)
UNHCR continued			
Niger	NIGELEC	Public sector related services	71,565.08
Niger	NIGER EQUIPEMENT DE BUREAU	Public order and security services	48,879.58
Niger	ORANGE NIGER S.A	Engineering and research services	31,907.60
Niger	SATGURU TRAVEL & TOURS SERVICE	Management and admin services	53,346.78
Niger	SOCIETE NIGERIENNE DE SECURITE	Public order and security services	166,015.40
Niger	SOCIETE NIGERIENNE DES HYDROCARBURES	Fuels and lubricants etc.	649,844.78
Niger	SOCIETE NIGERIENNE DES HYDROCARBURES	Sports and recreational equipment	221,429.73
Niger	WINDI CONSTRUCTION	Management and admin services	76,205.41
Nigeria	ABBAS TAFIDA	Management and admin services	90,000.00
Nigeria	ADMONT CONSULT NIG LTD	Services industry equipment	34,723.19
Nigeria	AJAD INTEGRATED SERVICES LTD	Structures, construction components	60,426.92
Nigeria	AJWANG MICHAEL OCHIENG	Engineering and research services	36,600.00
Nigeria	ALEKE INTEGRATED RESOURCES LTD	Material handling machinery	31,765.19
Nigeria	ARCHMISM INTERNATIONAL LTD	Structures, construction components	75,880.69
Nigeria	ATIKA GLOBAL INVESTMENT	Building and maintenance services	40,153.96
Nigeria	ATIKA GLOBAL INVESTMENT	Structures, construction components	78,606.14
Nigeria	AZOGISHI BROTHER AND COMPANY	Domestic appliances and electronics	71,552.93
Nigeria	AZOGISHI BROTHER AND COMPANY	Food and beverage products	30,146.59
Nigeria	B AND F GLOBAL CONCEPT LIMITED	Electrical systems components	96,997.69
Nigeria	B AND F GLOBAL CONCEPT LIMITED	Material handling machinery	41,108.55
Nigeria	B AND F GLOBAL CONCEPT LIMITED	Services industry equipment	257,578.81
Nigeria	BABAGONI BOLORI	Power generation machinery	44,945.08
Nigeria	BARQOMA INTERNATIONAL NIG LTD	Fuels and lubricants etc.	96,189.38
Nigeria	BELLO AND CO ESTATE SURVEYORS AND VALUER	Management and admin services	79,100.67
Nigeria	BENGUCH INTEGRATION SERVICES LIMITED	Apparel, luggage and personal care	50,824.31
Nigeria	BENGUCH INTEGRATION SERVICES LIMITED	Structures, construction components	85,045.77
Nigeria	BGB & CO NIG LTD	Building and maintenance services	31,886.22
Nigeria	BIOHENRY GENERATORS LTD	Power generation machinery	98,489.37
Nigeria	BRIDGE CAP NIG LTD	Structures, construction components	215,406.12
Nigeria	CHINDA ASSOCIATE NIGERIA LIMITED	Structures, construction components	49,198.56
Nigeria	CHUPUN GLOBAL SERVICES	Domestic appliances and electronics	187,238.92
Nigeria	CHUPUN GLOBAL SERVICES	Material handling machinery	96,073.90
Nigeria	DANLADI GLOBAL CONCEPT	Apparel, luggage and personal care	96,812.93
Nigeria	DOFLIT SERVICES AND EVENTS LTD	Structures, construction components	55,742.66
Nigeria	EBUKRIS WORLDWIDE VENTURES	Domestic appliances and electronics	85,766.02
Nigeria	EBUKRIS WORLDWIDE VENTURES	Structures, construction components	72,320.13
Nigeria	ETISALAT	Engineering and research services	36,517.88
Nigeria	FINCHGLOW TRAVELS AGENCY LTD	Management and admin services	364,101.83
Nigeria	GALWAS AND CO NIG LTD	Building and maintenance services	33,032.86
Nigeria	GENTLE BREEZE INTERNATIONAL RES. LTD	Services industry equipment	203,297.23
Nigeria	GLORIOUS DEEDS NIGERIA LIMITED	Food and beverage products	47,390.30
Nigeria	GLORIOUS DEEDS NIGERIA LIMITED	Services industry equipment	50,824.31
Nigeria	GLORIOUS DEEDS NIGERIA LIMITED	Structures, construction components	62,549.16
Nigeria	HIKAM ENGINEERING AND CONSULTANCY LTD	Building and maintenance services	41,544.46
Nigeria	INFLUENTIAL INVESTMENT LTD	Building and maintenance services	39,519.15
Nigeria	INTERWING GLOBAL VISION LTD	Building and maintenance services	38,487.94
Nigeria	INTERWING GLOBAL VISION LTD	Domestic appliances and electronics	76,668.80
Nigeria	JIMTOP NIGERIA LTD	IT and communications equipment	84,795.18
Nigeria	JMG LIMITED	Power generation machinery	47,117.98
Nigeria	KAWURAMBE NIG LTD	Apparel, luggage and personal care	55,589.09
Nigeria	KAWURAMBE NIG LTD	Structures, construction components	67,552.65
Nigeria	KAWURAMBE NIG LTD	Transportation, storage, mail services	42,707.72
Nigeria	KINGS GUARDS NIGERIA LIMITED	Public order and security services	62,817.55
Nigeria	M I N CONSTRUCTIONS LTD	Building and maintenance services	35,545.17
Nigeria	MALBRAK NIGERIA LTD	Building and maintenance services	67,069.13
Nigeria	MBEVA INVESTMENT NIG LTD	Structures, construction components	41,615.58
Nigeria	MINISTRY OF RECONSTRUCTION REH AND RESET	Building and maintenance services	339,088.75
Nigeria	MOJO BERRY CRYSTAL LTD	Apparel, luggage and personal care	31,408.78
Nigeria	MOJO BERRY CRYSTAL LTD	Building and maintenance services	76,938.57
Nigeria	MOJO BERRY CRYSTAL LTD	Domestic appliances and electronics	653,919.21
Nigeria	MOYAMS UMLIB VENTURES	Structures, construction components	58,060.54
Nigeria	PRIME LODGE APARTMENT LTD	Domestic appliances and electronics	247,768.50
Nigeria	PRIME LODGE APARTMENT LTD	Transportation, storage, mail services	42,205.65
Nigeria	S4BINC LIMITED	Services industry equipment	56,876.58
Nigeria	SAGMA STANDARD VISION LTD	Domestic appliances and electronics	51,141.96
Nigeria	SAGMA STANDARD VISION LTD	Structures, construction components	66,770.43
Nigeria	SALEM A AND B NIG. LTD	Domestic appliances and electronics	62,355.66
Nigeria	SCONL INDUSTRIES LTD	Domestic appliances and electronics	43,879.91
Nigeria	SEKASS ENGINEERING AND CONSULTANCY NIG	Building and maintenance services	79,156.98
Nigeria	SIRT AGRO VENTURES	Food and beverage products	112,803.13
Nigeria	TAFAMED NIGERIA LIMITED	Material handling machinery	35,000.97
Nigeria	TYMO MULTISERVE LTD	Electrical systems components	69,883.42
Nigeria	UNITED NATIONS DEVELOPMENT PROGRAMME	Healthcare services	40,826.58
Nigeria	UNITED NATIONS DEVELOPMENT PROGRAMME	Management and admin services	96,908.80
Nigeria	WESTITRUS NIG. LTD	Food and beverage products	146,058.75
Nigeria	WOLOJI VENTURES	Fuels and lubricants etc.	101,847.58
Norway	AVENTA AS	Power generation machinery	32,320.00
Norway	ECO WATER AS	Cleaning equipment	39,843.00
Norway	NORWEGIAN REFUGEE COUNCIL	Financial and insurance services	211,989.00
Norway	NORWEGIAN REFUGEE COUNCIL	Management and admin services	2,092,437.00
Norway	O.B. WIIK AS	Sports and recreational equipment	549,720.00
Norway	W.GIERTSEN ENERGY SOLUTIONS AS	Electrical systems components	23,597,748.05
Pakistan	ADIL INTERNATIONAL (PVT) LTD	Transportation, storage, mail services	38,782.50
Pakistan	AKHUNZADA FAZAL JAMIL & CO	Building and maintenance services	1,244,112.70

Location of supplier	Supplier name	Category description	Value (USD)
UNHCR continued			
Pakistan	BEGUM AFTAB RIAZ KHAN	Management and admin services	95,770.88
Pakistan	CRYSTAL PRINTERS (NTN 0901734-8)	Published products	137,874.48
Pakistan	DR. RUKHSANA NUZHAT	Management and admin services	48,000.00
Pakistan	EY FORD RHODES CHARTERED ACCOUNTANTS	Engineering and research services	121,155.49
Pakistan	HARIS ENTERPRISES (PVT.) LIMITED	Public order and security services	1,120,495.16
Pakistan	HOOR KAMAL KHAN / AMINA KAMAL KHAN	Management and admin services	67,338.96
Pakistan	INSPIRE-PAKISTAN	Management and admin services	215,478.84
Pakistan	INTERNATIONAL RESCUE COMMITTEE (IRC)	Management and admin services	623,499.47
Pakistan	MOBILINK GSM	Engineering and research services	34,346.23
Pakistan	MRS. MUMLEKAT FAZAL SHAH	Management and admin services	35,216.45
Pakistan	NATIONAL ENGINEERING SERVICES PAKISTAN	Financial and insurance services	85,362.67
Pakistan	NATIONAL TENT HOUSE	Domestic appliances and electronics	2,632,088.84
Pakistan	NATIONAL TENT HOUSE	Industrial manufacturing machinery	232,155.00
Pakistan	NATIONAL TENT HOUSE	Sports and recreational equipment	2,189,739.51
Pakistan	PARAMOUNT TARPAULIN INDUSTRIES	Domestic appliances and electronics	1,971,201.36
Pakistan	PARAMOUNT TARPAULIN INDUSTRIES	Sports and recreational equipment	76,125.74
Pakistan	PESCO	Public sector related services	34,342.62
Pakistan	REVENUE OFFICER WAPDA (IESCO)	Public sector related services	76,324.95
Pakistan	S.K. CORPORATION	Food and beverage products	168,640.00
Pakistan	SHEHLA ATTAULLAH	Management and admin services	67,338.96
Pakistan	SOLAR TECH (PVT) LTD (NTN 2546290-3)	Power generation machinery	113,829.43
Pakistan	THE SQUARE	Musical instruments and arts and crafts	49,772.82
Pakistan	UNDP REPRESENTATIVE IN PAKISTAN	Management and admin services	127,755.10
Pakistan	UNITED HUMAN RESOURCE SERVICES (PVT) LTD	Management and admin services	60,003.59
Pakistan	ZARAK KHAN AND CO (NTN 3999612-3)	Building and maintenance services	612,506.19
Pakistan	ZEB & COMPANY	Apparel, luggage and personal care	157,574.22
Panama	FUNDACIÓN CIUDAD DEL SABER	Management and admin services	62,115.84
Philippines	APPCO DIRECT INTL INC.	Management and admin services	471,665.26
Philippines	ASIA SOCIETY FOR SOCIAL IMPROVEMENT AND	Management and admin services	123,167.86
Philippines	Y&RPHILIPPINES-MEC MEDIA COMM	Management and admin services	89,707.55
Poland	MAHMOUD, GHAZI IBRAHIM	Management and admin services	40,000.00
Poland	POLAND	Management and admin services	65,000.00
Portugal	DA COSTA CABRAL DIOGO SALEMA	Financial and insurance services	43,400.00
Republic of Korea	APPCO KOREA LTD.	Management and admin services	10,292,107.89
Republic of Korea	GRAPION	Management and admin services	99,275.47
Republic of Korea	GROUP M KOREA CO. LTD.	Management and admin services	1,582,497.70
Republic of Korea	HUMAN SOFTWARE CO. LTD.	Engineering and research services	64,862.04
Republic of Korea	IN DNP CO. LTD.	Management and admin services	37,151.24
Republic of Korea	KIDZANIA	Management and admin services	39,546.13
Republic of Korea	MOTIONEYE INC.	Management and admin services	31,753.59
Republic of Korea	POSTMATE CO., LTD.	Management and admin services	165,814.92
Republic of Korea	PUYOUNG IND CO. LTD	Structures, construction components	5,173,953.66
Republic of Korea	SLOWALK CO., LTD.	Editorial, design, graphic services	323,780.31
Republic of Korea	SNU R & DB FOUNDATION	Management and admin services	30,862.72
Republic of Korea	THE POSTECH FOUNDATION	Management and admin services	333,772.67
Republic of Korea	WILL AND VISION CO., LTD.	Management and admin services	151,217.71
Republic of Korea	WOORI DM CO., LTD.	Management and admin services	408,163.54
Romania	REGIONAL ACCOMMODATION CENTRE TIMISOAR/	Public sector related services	36,721.16
Romania	ROMANIA	Management and admin services	103,521.00
Russian Federation	LOGISTIKDON LTD	Building and maintenance services	200,000.00
Russian Federation	LOGISTIKDON LTD	Structures, construction components	833,000.00
Russian Federation	RUSVIPSERVICE	Transportation, storage, mail services	33,973.16
Russian Federation	WORLD HEALTH ORGANIZATION	Management and admin services	296,208.00
Rwanda	AGESPRO SECURITY	Public order and security services	475,401.22
Rwanda	AIAL GROUP LIMITED	Security and safety equipment	36,294.63
Rwanda	BANDAG	Motor vehicles and parts	122,686.90
Rwanda	DELTA PETROLEUM RWANDA LTD	Fuels and lubricants etc.	56,789.19
Rwanda	ECHNM LTD	Building and maintenance services	258,659.40
Rwanda	ENERGY UTILITY CORPORATION LTD (EUCL)	Public sector related services	37,590.11
Rwanda	GARAGE ATECAR	Management and admin services	43,636.36
Rwanda	INKOMOKO BUSINESS DEVELOPMENT LTD	Management and admin services	236,614.00
Rwanda	KALISA ALFRED GAKUBA	Management and admin services	30,000.00
Rwanda	KOBIL RWANDA SARL	Fuels and lubricants etc.	665,055.48
Rwanda	LA COLOMBE EXPRESS LTD	Transportation, storage, mail services	49,634.83
Rwanda	MASS HANDLERS LIMITED	Building and maintenance services	100,993.84
Rwanda	MTN RWANDACELL S.A.R.L.	Engineering and research services	248,055.77
Rwanda	MUGAMBAGE FRANK	Management and admin services	90,000.00
Rwanda	OMNIBUS AGENCY	Transportation, storage, mail services	35,539.18
Rwanda	SATGURU TRAVELS & TOURS SERVICES	Management and admin services	75,000.00
Rwanda	UNDP REPRESENTATION IN RWANDA	Healthcare services	50,475.00
Rwanda	UNDP REPRESENTATION IN RWANDA	Public order and security services	51,526.16
Saudi Arabia	ABULLATEEF JAMEEL CORPORATION	Motor vehicles and parts	48,442.40
Saudi Arabia	ELITE HOSPITAL	Politics and civic affairs services	50,000.00
Saudi Arabia	GHALEB NOUR EDDIN	Management and admin services	120,000.00
Saudi Arabia	MOHAMMAD BADHA AL SIHALI EST	Sports and recreational equipment	36,800.00
Saudi Arabia	MR. HUSSAIN SALEH HUSSAIN JABLE.	Management and admin services	78,000.00
Saudi Arabia	ROYAL CHARITY ORGANIZATION	Politics and civic affairs services	50,000.00
Senegal	AGENCE UNIVERSITAIRE DE LA FRANCOPHONIE	Management and admin services	73,074.28
Senegal	CARREFOUR AUTOMOBILES	Tools and general machinery	34,688.10
Senegal	EDM ENERGIE DU MALI	Public sector related services	77,505.82
Senegal	HOTEL FLEURS DE LYS PLATEAU	Management and admin services	81,824.83
Senegal	HOTEL LAGON II	Management and admin services	33,284.39
Senegal	INTEGRAL LOGISTIX SARL	Distribution equipment	197,101.13
Senegal	LAMANTIN BEACH HOTEL SA	Management and admin services	31,155.37

Location of supplier	Supplier name	Category description	Value (USD)
UNHCR continued			
Senegal	PULLMAN TERANGA DAKAR	Management and admin services	38,795.22
Senegal	RADISSON BLU HOTEL	Management and admin services	36,143.62
Senegal	SOCIAL CHANGE FACTORY	Politics and civic affairs services	36,900.00
Senegal	SOCIETE CIVILE IMMO FAALO	Management and admin services	323,370.05
Senegal	TERROU BI	Management and admin services	33,663.98
Serbia	DIPOS DOO	Management and admin services	74,058.58
Serbia	GARMAN DOO	Apparel, luggage and personal care	155,998.93
Serbia	INOTO MOTORS DOO	Motor vehicles and parts	45,016.86
Serbia	MRG EXPORT-IMPORT DOO	IT and communications equipment	93,742.37
Serbia	SECURITAS SE DOO BEOGRAD	Public order and security services	51,364.83
Serbia	SERBIA	Management and admin services	30,380.31
Serbia	TRNEX DOO	Apparel, luggage and personal care	78,098.27
Serbia	UNITED NATIONS DEVELOPMENT PROGRAM	Management and admin services	71,944.00
Serbia	VUNID DOO	Transportation, storage, mail services	38,663.14
Slovakia	PAAVO SAVOLAINEN	Financial and insurance services	40,500.00
Somalia	CAMP OPERATING GROUP LTD	Structures, construction components	406,850.00
Somalia	GALKAYO EDUCATION CNR FOR PEACE	Management and admin services	102,240.20
Somalia	HORN SWITEC FOR TRADING AND INVESTMENT C	Transportation, storage, mail services	32,100.00
Somalia	HUBAL PETROLEUM AND CAR WASH	Fuels and lubricants etc.	33,626.60
Somalia	MOHAMED SALAH (ALLADALA HSE)	Management and admin services	66,240.00
Somalia	PANAFRIEL HOLDINGS LIMITED	Structures, construction components	541,760.00
Somalia	PHYSICAL RISK SOLUTIONS DMCC	Public order and security services	491,302.77
Somalia	RA INTERNATIONAL FZCO	Sports and recreational equipment	45,731.29
Somalia	RA INTERNATIONAL FZCO	Structures, construction components	39,181.21
Somalia	SOLAR ENERGY CONSULTING & CONSTRUCTION (	Security and safety equipment	84,930.00
Somalia	STANDARD CHARTERED SOMALIA	Financial and insurance services	400,000.00
Somalia	TACAB CONSTRUCTION COMPANY	Healthcare services	44,468.48
Somalia	TACAB CONSTRUCTION COMPANY	Public order and security services	65,722.02
Somalia	WADAJIR CONSTRUCTION COMPANY	Structures, construction components	39,995.90
South Africa	CECIL NURSE BUSINESS FURNITURE	Furniture	39,984.20
South Africa	GROOT FEDDE	Financial and insurance services	30,000.00
South Africa	HYDRAFORM INTERNATIONAL (PTY) LTD	Building and construction machinery	122,576.00
South Africa	INSTITUTE FOR SOCIAL DEVELOPMENT, UWC	Management and admin services	37,531.41
South Africa	JACK CLIFFY TRADING CC	Public order and security services	31,900.51
South Africa	KEMPSTER SEDGWICK (PTY) LTD T/A SWEDOCAR	Motor vehicles and parts	51,569.03
South Africa	MANAL STULGAITIS	Financial and insurance services	32,000.00
South Africa	MOTSUMI NETWORK INSTALLATION	Engineering and research services	30,714.22
South Africa	SOUTH AFRICA	Management and admin services	74,089.24
South Africa	TELKOM	Engineering and research services	36,576.44
South Africa	UNITED NATIONS DEVELOPMENT PROGRAMME	Management and admin services	130,929.81
South Africa	WINO STATIONERS	Furniture	79,978.28
South Sudan	AM ENGINEERING SERVICES LTD	Building and maintenance services	38,459.36
South Sudan	ASS OF VOLUNTEERS IN INT. SERVICE	Management and admin services	216,328.63
South Sudan	CHANG JIANG LIMITED	Furniture	40,000.00
South Sudan	FRIENDSHIP SUPERMARKET CO. LTD	Cleaning equipment	44,425.00
South Sudan	G.S CONSTRUCTION CO. LTD	Building and maintenance services	247,049.09
South Sudan	GAMO ENGINEERING COMPANY LTD	Building and maintenance services	40,000.00
South Sudan	IOM SOUTH SUDAN	Structures, construction components	106,720.00
South Sudan	MULTI-SERVICE TRAINING CENTRE	Education and training services	37,099.00
South Sudan	NUUGA ENGINEERING COMPANY LIMITED	Structures, construction components	45,059.00
South Sudan	RELIEFLINE AFRICA LTD	Power generation machinery	417,597.70
South Sudan	SEASON GENERAL TRADING LIMITED	Tools and general machinery	44,060.00
South Sudan	SUNSHINE COSTRUCTION &LOGISTIC CO.LTD	Healthcare services	36,898.21
South Sudan	UAP INSURANCE SOUTH SUDAN	Financial and insurance services	46,248.00
South Sudan	UAP INSURANCE SUDAN LTD	Financial and insurance services	47,728.00
South Sudan	UNICEF	Management and admin services	44,316.00
South Sudan	ZETIN SOLAR AND INVESTMENT CO.LTD	Power generation machinery	62,277.22
Spain	CELER PAWLOWSKY, S.L.	Editorial, design, graphic services	76,658.43
Spain	MARIA ANGELES SIEMENS	Financial and insurance services	84,000.00
Spain	SARA PAVANELLO	Financial and insurance services	52,200.00
Spain	SPAIN	Management and admin services	325,000.00
Sudan	ABU SOFITA MANSOUR MOHAMED	Structures, construction components	115,891.75
Sudan	AL CANAR DEVELOPMENT CO. LTD	Manufacturing components	78,080.00
Sudan	AL CANAR DEVELOPMENT CO. LTD	Structures, construction components	3,716,263.60
Sudan	AL FARIS AL ARABI IMPORT & EXPORT	Material handling machinery	116,130.00
Sudan	ALAZHARI MAKKI ELSADIG INTERNATIONAL CO.	Distribution equipment	50,000.00
Sudan	ALHADAF SERVICES COMPANY LTD	Public order and security services	201,089.98
Sudan	ALMAJD POWER FACTORY FOR MANUFACTURING	Power generation machinery	45,464.75
Sudan	ALMAROM ENGINEERING	Building and maintenance services	123,960.48
Sudan	AZOOM FACTORY FOR PLASTIC	Material handling machinery	63,942.00
Sudan	BAJAFAR BROTHERS FOR MULTI ACTIVITIES CO	Power generation machinery	203,530.00
Sudan	BIDI STEEL BUILDING	Building and maintenance services	332,757.83
Sudan	BIDI STEEL BUILDING	Sports and recreational equipment	382,045.00
Sudan	BLUE NILE MASHREG BANK	Management and admin services	126,290.97
Sudan	BUTHARY TRADE, TRANSPORT & CONSTRUCTION	Transportation, storage, mail services	50,000.00
Sudan	C.T.X. FOR TRADING	Office equipment	62,262.35
Sudan	CANAR TELECOMMUNICATION CO. LTD	Engineering and research services	40,216.94
Sudan	CHILD RIGHTS WATCH	Education and training services	53,547.37
Sudan	COMMISSIONER FOR REFUGEES	Management and admin services	36,158.51
Sudan	DIESEL GENERATORS COMPANY LTD	Power generation machinery	36,000.00
Sudan	ELKHAZEEN FOR TRADING & CONTRACTING	Apparel, luggage and personal care	598,217.02
Sudan	ELKHAZEEN FOR TRADING & CONTRACTING	Material handling machinery	141,874.04
Sudan	EXEMPLER ENGINEERING SERVICES & CONSULTI	Power generation machinery	49,169.29
Sudan	GABANI COMPUTER COMPANY LTD	Office equipment	31,757.97

Location of supplier	Supplier name	Category description	Value (USD)
UNHCR continued			
Sudan	GALGALO TRANSPORTATION SERVICES ENTERPRI	Apparel, luggage and personal care	427,480.92
Sudan	GALGALO TRANSPORTATION SERVICES ENTERPRI	Structures, construction components	2,047,519.57
Sudan	GALGALO TRANSPORTATION SERVICES ENTERPRI	Transportation, storage, mail services	120,000.00
Sudan	GENEVA INTERNATIONAL SERVICES CO. LTD	Apparel, luggage and personal care	36,000.00
Sudan	INZO TRADING AND CONTARCTING	Building and maintenance services	47,003.26
Sudan	MAHIO TECHNO ENGINEERING	Building and maintenance services	36,331.84
Sudan	MTN SUDAN SOUTH SUDAN	Engineering and research services	81,000.00
Sudan	MUSA ELNAIR BUSINESS FOR BUILDING AND	Structures, construction components	822,240.59
Sudan	ORG FOR VOLUNTARY HUMANITARIAN ASSISTAN(	Management and admin services	95,756.06
Sudan	QUICK FOR SERVICES & INVESTMENT CO. LTD	Transportation, storage, mail services	50,000.00
Sudan	SALMA SMART SOLUTIONS CO. LTD	Electrical systems components	114,260.89
Sudan	SOLO CLASS TRADING	Furniture	47,709.92
Sudan	SOUTH SUDAN COUNCIL OF CHURCHES	Management and admin services	192,000.00
Sudan	STANDBY GENERATORS TRADING	Power generation machinery	47,709.92
Sudan	SUDANESE ELECTRICITY DISTRIBUTION C. LTD	Power generation machinery	33,272.85
Sudan	SUDASAT	Engineering and research services	31,612.86
Sudan	SUSTAINABLE VISION ENTERPRISES	Building and maintenance services	35,996.74
Sudan	UM SHALAYA FOR BUILDING CO. LTD	Building and maintenance services	74,304.00
Sudan	UNDP REPRESENTATIVE IN SUDAN	Healthcare services	65,558.63
Sudan	WATER AND ENVIRONMENTAL SANITATION (WES)	Public sector related services	33,558.26
Sudan	WFP EMERGENCY OPERATION IN SUDAN	Public order and security services	277,513.90
Sweden	BIAB INTERNATIONAL AB	Material handling machinery	556,800.00
Sweden	FASTIGHETS AB GETINGSVARMEN 15	Management and admin services	110,015.78
Sweden	HEMOCUE AB	Pharmaceuticals, contraceptives, vaccines	112,593.62
Sweden	THE SWEDISH CIVIL CONTINGENCIES	Education and training services	53,648.07
Sweden	THE SWEDISH CIVIL CONTINGENCIES	Management and admin services	1,262,500.00
Sweden	VOLVO TRUCK CORPORATION	Motor vehicles and parts	435,886.28
Sweden	X MOMS FORETAGSPROFILERING AB	Medical equipment	32,432.69
Switzerland	ABDULLAH MOKHTARZADA	Management and admin services	192,000.00
Switzerland	ACAPS	Engineering and research services	50,000.00
Switzerland	ACCENTURE AG	Engineering and research services	1,057,240.76
Switzerland	AFGHAN WINNER LOGISTIC SERVICES	Management and admin services	70,170.00
Switzerland	ALBERINK,BEANTA	Financial and insurance services	73,700.00
Switzerland	AMARIS MANAGEMENT SARL	Engineering and research services	416,510.00
Switzerland	BIO-ID TECHNOLOGIES SA	Engineering and research services	238,212.00
Switzerland	BROLLIET	Management and admin services	41,757.70
Switzerland	CEGOS SWISS AG	Education and training services	76,125.00
Switzerland	CHATELANAT, PIERRE	Financial and insurance services	71,500.00
Switzerland	CLESTRA SA	Building and maintenance services	50,000.00
Switzerland	COLT TECHNOLOGY SERVICES GMBH	Engineering and research services	44,105.37
Switzerland	CWS-BOCO SUISSE SA	Cleaning equipment	89,374.38
Switzerland	D'ALESSANDRI CONGRESS SERVICE	Editorial, design, graphic services	163,529.77
Switzerland	DELFABRO DEMARCHI, CLAUDIO JOSE	Financial and insurance services	65,920.00
Switzerland	DELL SA	Public order and security services	134,408.00
Switzerland	DELOITTE SA	Public order and security services	104,707.05
Switzerland	DÉPARTMENT DES FINANCES (ETAT DE GENÈVE)	Management and admin services	74,407.15
Switzerland	DGDA SWITZERLAND SARL	Financial and insurance services	743,215.24
Switzerland	DGM VERON GRAUER S.A.	Management and admin services	405,412.71
Switzerland	DHL EXPRESS (SUISSE) S.A.	Management and admin services	383,693.06
Switzerland	DIGITEC GALAXUS AG	IT and communications equipment	33,762.20
Switzerland	E-SECURE SARL	Engineering and research services	338,249.74
Switzerland	ELCA INFORMATIQUE SA	Engineering and research services	383,414.67
Switzerland	ELCA INFORMATIQUE SA	Financial and insurance services	293,008.13
Switzerland	ELODIE FLACHAIRE, INTERLIGNES	Editorial, design, graphic services	40,160.64
Switzerland	ENTSERV SCHWEIZ GMBH	Engineering and research services	1,680,253.42
Switzerland	FIPOI	Management and admin services	2,494,498.51
Switzerland	FONDATION DES PARKINGS	Management and admin services	228,798.41
Switzerland	GOVERNMENT OF NIGERIA	Management and admin services	63,735.00
Switzerland	GRADUATE INSTIT. OF INT.AND DEV. STUDIES	Management and admin services	61,000.00
Switzerland	HEWLETT-PACKARD (SCHWEIZ) GMBH	Engineering and research services	536,436.19
Switzerland	INFOSYS CONSULTING AG	Engineering and research services	1,557,331.74
Switzerland	INTERNATIONAL OLYMPIC COMMITEE	IT and communications equipment	297,950.00
Switzerland	KELLY SHAWN JOSEPH	Financial and insurance services	38,000.00
Switzerland	KUWAIT	Management and admin services	85,408.00
Switzerland	LIFE CARE TECHNOLOGY	Medical equipment	1,334,781.74
Switzerland	LYRECO SWITZERLAND SA	Office equipment	92,092.09
Switzerland	MAIER-METZ, MARIE	Financial and insurance services	37,293.00
Switzerland	MCI SUISSE SA	Management and admin services	294,608.42
Switzerland	MERCER (SWITZERLAND) SA	Engineering and research services	96,000.00
Switzerland	MERCER (SWITZERLAND) SA	Management and admin services	45,000.00
Switzerland	MICROSOFT SWITZERLAND LTD. LIAB CO.	Engineering and research services	407,999.42
Switzerland	MONTENEGRO	Management and admin services	82,745.10
Switzerland	NASERA SUITES	Management and admin services	1,482,129.06
Switzerland	NASERA SUITES	Transportation, storage, mail services	2,350,776.06
Switzerland	NOVOTEL GENEVA CENTRE	Management and admin services	42,998.32
Switzerland	OPEN SYSTEMS AG	Public order and security services	536,922.91
Switzerland	OPEN TEXT AG - SUISSE	Engineering and research services	777,742.00
Switzerland	ORACLE SOFTWARE GMBH	Engineering and research services	1,862,435.69
Switzerland	PARKINS,CRAIG MR	Financial and insurance services	236,000.00
Switzerland	PRICE WATERHOUSE COOPERS	Financial and insurance services	444,294.29
Switzerland	RAGLE, MR JAMES	Financial and insurance services	32,960.00
Switzerland	REDR AUSTRALIA LTD	Management and admin services	211,500.00
Switzerland	REGIE DU RHONE SA	Transportation, storage, mail services	114,673.29
Switzerland	ROBERT PHILIP SCOTT BANWELL	Financial and insurance services	33,000.00

Location of supplier	Supplier name	Category description	Value (USD)
UNHCR continued			
Switzerland	ROMANDE ENERGIE COMMERCE SA	Public sector related services	268,123.14
Switzerland	SABOOR ATRAFI	Financial and insurance services	37,230.00
Switzerland	SAFE HOST SA	Engineering and research services	158,401.95
Switzerland	SANI BEAUTE	Building and maintenance services	35,622.00
Switzerland	SAP (SWITZERLAND) INC.	Engineering and research services	46,334.29
Switzerland	SCHMITZ, ALEXANDRA	Financial and insurance services	31,293.10
Switzerland	SECUR'ARCHIV SA	Management and admin services	135,410.13
Switzerland	SERVICES INDUSTRIELS DE GENEVE	Engineering and research services	75,662.80
Switzerland	SERVICES INDUSTRIELS DE GENEVE	Public sector related services	141,651.86
Switzerland	SOS INTERNATIONAL	Medical equipment	66,033.50
Switzerland	SPHERE ASSOCIATION	Editorial, design, graphic services	50,050.05
Switzerland	SPIE ICS AG	Engineering and research services	47,057.06
Switzerland	SPIE ICS AG	Financial and insurance services	43,191.27
Switzerland	SUNRISE COMMUNICATIONS AG	Engineering and research services	157,608.30
Switzerland	SUNRISE COMMUNICATIONS AG	IT and communications equipment	226,753.83
Switzerland	SUNRISE COMMUNICATIONS AG	Printing, photo and AV equipment	37,139.48
Switzerland	SWISSCOM (SWITZERLAND) LTD	Engineering and research services	218,321.37
Switzerland	TELECOM SYSTEMS SA	Engineering and research services	113,087.76
Switzerland	THE REPUBLIC OF KAZAKHSTAN	Management and admin services	61,962.72
Switzerland	THE REPUBLIC OF KYRGYZSTAN	Management and admin services	60,256.00
Switzerland	TOP-NET SERVICES SA	Building and maintenance services	532,668.99
Switzerland	UN GENEVA GENERAL FUND	Management and admin services	34,464.00
Switzerland	UNICEF	Management and admin services	35,726.53
Switzerland	UNITED ARAB EMIRATES	Transportation, storage, mail services	3,727,013.88
Switzerland	UNITED NATIONS OFFICE AT GENEVA	Education and training services	161,727.82
Switzerland	UNITED NATIONS OFFICE AT GENEVA	Financial and insurance services	5,125,207.00
Switzerland	UNITED NATIONS OFFICE AT GENEVA	Management and admin services	1,610,410.00
Switzerland	UNITED NATIONS OFFICE AT GENEVA	Public order and security services	3,900,000.00
Switzerland	UNOG GENERAL FUND	Editorial, design, graphic services	30,597.47
Switzerland	UNOPS	Management and admin services	43,810.00
Switzerland	UNOPS	Public order and security services	197,951.69
Switzerland	UPC SCHWEIZ GMBH	Engineering and research services	99,304.87
Switzerland	VARIAN MEDICAL SYSTEM INTERNATIONAL AG	Pharmaceuticals, contraceptives, vaccines	5,000,000.00
Switzerland	VESTERGAARD S.A.	Sports and recreational equipment	214,464.00
Switzerland	WEERASINGHE, SANJULA	Financial and insurance services	64,800.00
Switzerland	WHO (UNICC)	Engineering and research services	4,064,918.03
Switzerland	XEROX AG	Editorial, design, graphic services	217,910.63
Syrian Arab Republic	ABD AZIZ AL KADRI	Pharmaceuticals, contraceptives, vaccines	302,242.21
Syrian Arab Republic	ADVANCED FLEET SERVICES	Fuels and lubricants etc.	38,702.52
Syrian Arab Republic	AHMAD TAHANI AL-MAJZOUB	Distribution equipment	494,922.80
Syrian Arab Republic	AHMAD TAHANI AL-MAJZOUB	Electrical systems components	77,250.00
Syrian Arab Republic	AHMAD TAHANI AL-MAJZOUB	Furniture	54,193.55
Syrian Arab Republic	AHMAD WESSAM ALSAYED	Sports and recreational equipment	394,113.98
Syrian Arab Republic	AHMAD, ABED ALBAKE	Building and maintenance services	172,194.94
Syrian Arab Republic	AHMAD, ABED ALBAKE	Healthcare services	95,941.00
Syrian Arab Republic	AKHRAS, TARIF	Transportation, storage, mail services	101,640.00
Syrian Arab Republic	AL-MAATER FOR PETROLEUM SERVICE COMPANY	Building and maintenance services	54,250.00
Syrian Arab Republic	AL ANISS TRADING COMPANY	Apparel, luggage and personal care	1,741,470.00
Syrian Arab Republic	AL ANISS TRADING COMPANY	Sports and recreational equipment	112,615.21
Syrian Arab Republic	AL FARDOUS-EYAD DABOUL	Farming, fishing equipment	57,162.28
Syrian Arab Republic	ALFAISALIAH MEDICAL SYSTEMS CO.	Pharmaceuticals, contraceptives, vaccines	146,090.05
Syrian Arab Republic	ALKHEIR COMPANY FOR TRADING & CONTRACTIN	Building and maintenance services	56,068.86
Syrian Arab Republic	ANTARADUS FOR TOURISTIC DEVELOPMENT	Management and admin services	175,153.86
Syrian Arab Republic	AVAK COMPANY	Furniture	33,218.50
Syrian Arab Republic	AVAK COMPANY	Material handling machinery	258,960.29
Syrian Arab Republic	AZAD COMPANY	Building and maintenance services	269,280.00
Syrian Arab Republic	B.E.C BUILDERS ENGINEERS & CONTRACTORS	Building and maintenance services	289,262.85
Syrian Arab Republic	BAROUD DRUG STORE	Pharmaceuticals, contraceptives, vaccines	267,060.48
Syrian Arab Republic	ELECTRCITY	Public sector related services	44,673.21
Syrian Arab Republic	FOUR SEASONS HOTEL	Management and admin services	1,981,171.73
Syrian Arab Republic	FUTURE BUILDERS- MOHAMAD AL HALABI	Tools and general machinery	114,062.00
Syrian Arab Republic	ITC PHARMA AHMAD BAALBAKI DRUGSTORE	Pharmaceuticals, contraceptives, vaccines	127,865.92
Syrian Arab Republic	JOSEPH AND ELIE SANOSSIAN COMPANY	Structures, construction components	209,025.00
Syrian Arab Republic	MOHAMAD KAJOJ	Domestic appliances and electronics	40,157.48
Syrian Arab Republic	MUHANNAD JALALO	Tools and general machinery	160,938.00
Syrian Arab Republic	OTHMAN CO.	Building and maintenance services	74,970.00
Syrian Arab Republic	PROGUARD FOR SAFETY AND SECURITY SERVICE	Public order and security services	33,532.00
Syrian Arab Republic	RAED ESTABLISHMENT	Building and maintenance services	123,569.63
Syrian Arab Republic	RAMI KABALAN ESTABLISHMENT	Structures, construction components	75,429.64
Syrian Arab Republic	SADCOP	Fuels and lubricants etc.	99,348.00
Syrian Arab Republic	SALEEM COMPANY FOR FOOD INDUSTRY	Motor vehicles and parts	51,566.82
Syrian Arab Republic	SALEH YAHYA MOHAMMAD	Management and admin services	87,500.00
Syrian Arab Republic	SARA COMPANY	Building and maintenance services	3,098,563.91
Syrian Arab Republic	SARA COMPANY	Security and safety equipment	78,647.00
Syrian Arab Republic	SARA COMPANY	Structures, construction components	252,951.00
Syrian Arab Republic	SHAM CO. FOR TRADE&CONTRACTING	Building and maintenance services	67,384.79
Syrian Arab Republic	SHEMA COMPANY	Building and maintenance services	42,089.93
Syrian Arab Republic	SYRIATEL MOBILE TELECOM	Engineering and research services	77,274.99
Syrian Arab Republic	TADREEB FOR MANAGEMENT&TRAINING DEVELO	Financial and insurance services	49,980.00
Syrian Arab Republic	ZAGROS	Security and safety equipment	48,723.03
Tajikistan	UNITED NATIONS DEVELOPMENT PROGRAM	Management and admin services	57,149.00
Thailand	APPCO LIMITED	Management and admin services	927,766.14
Thailand	ASIAN DISASTER PREPAREDNESS CENTER (ADPC	Engineering and research services	117,458.89
Thailand	CLICK2BIZ CO.,LTD.	Management and admin services	101,394.54

Location of supplier	Supplier name	Category description	Value (USD)
UNHCR continued			
Thailand	CONJUNCTION DESIGN STUDIO CO.,LTD.	Management and admin services	38,975.50
Thailand	DAMNOENSADUAK-DEE CO.,LTD.	Management and admin services	99,179.91
Thailand	EVERGREEN PLACE CO.,LTD.	Management and admin services	31,763.44
Thailand	GOTTIMIZE CO.,LTD.	Management and admin services	93,341.08
Thailand	OBERTHUR TECHNOLOGIES (THAILAND) CO.,LTD	IT and communications equipment	44,500.00
Thailand	PETCHARAMESREE, SRIPRAPHA DR.	Financial and insurance services	34,000.00
Thailand	PORNPAT LTD., PART.	Building and maintenance services	61,784.94
Thailand	PROMOTION OF APPROPRIATE TECHNOLOGY CO	Cleaning equipment	340,324.20
Thailand	QUALITY HOUSES LEASEHOLD PROPERTY FUND	Management and admin services	144,884.30
Thailand	RMA AUTOMOTIVE COMPANY LIMITED	Engineering and research services	489,587.08
Thailand	RMA AUTOMOTIVE COMPANY LIMITED	Motor vehicles and parts	72,000.00
Thailand	RMA AUTOMOTIVE COMPANY LIMITED	Transportation, storage, mail services	938,583.05
Thailand	SOMPORN SECURITY LIMITED PARTNERSHIP	Public order and security services	33,273.94
Thailand	SUAN SON PRADIPHAT ARMY RESORT	Management and admin services	145,358.24
Thailand	UN ESCAP	Management and admin services	320,364.00
Thailand	UN ESCAP	Public order and security services	72,000.00
Thailand	VIZDOM RESOUECES CO., LTD.	Management and admin services	44,910.18
The former Yugoslav Republic of Macedonia	AGS SKOPJE	Transportation, storage, mail services	48,981.28
The former Yugoslav Republic of Macedonia	ELIKOSOFT RADE DOOEL	Engineering and research services	173,247.16
Togo	INSTITUT DE CONSEIL ET D'APPUI TECHNIQUE	Management and admin services	47,631.16
Trinidad and Tobago	INTERNATIONAL PROJECT INITIATIVES LIMITE	Management and admin services	55,483.79
Trinidad and Tobago	MARKET FACTS & OPINIONS (2000) LTD	Management and admin services	37,293.75
Tunisia	AMC ERNST & YOUNG - EY TUNISIA	Engineering and research services	38,800.00
Tunisia	BJKA CONSULTING	Engineering and research services	39,720.00
Tunisia	MBH EQUIPMENTS	Apparel, luggage and personal care	94,376.79
Tunisia	STE OBJET.COM	Apparel, luggage and personal care	77,349.37
Tunisia	STÉ SOS SURVEILLANCE	Public order and security services	66,795.12
Turkey	2AA TIP TEKNOLOJILERI VE BILGI SISTEMLER	Apparel, luggage and personal care	651,716.45
Turkey	77 INSAAT VE TAAHHUT A.S.	Tools and general machinery	137,360.00
Turkey	ADECCO HIZMET VE DANISMANLIK A.S	Management and admin services	962,696.16
Turkey	ADIL MAKINA SANAYI VE TICARET	Industrial manufacturing machinery	332,000.00
Turkey	AFM TEKNOLOJI ICECEK NAKLIYE DANISMANLIK	Office equipment	39,500.00
Turkey	AKTAS TEKSTIL PROMOSYON URUNLERI SAN.	Apparel, luggage and personal care	888,200.00
Turkey	ALJ OTOMOTIV AS	Motor vehicles and parts	98,018.61
Turkey	ALTUNOZ ITHALAT IHRACAT SANAYI	Domestic appliances and electronics	4,272,664.90
Turkey	ANKA KONFERANS CEVIRMENLIGI TANITIM	Editorial, design, graphic services	31,376.68
Turkey	APRON TEKNOLOJI	IT and communications equipment	37,200.00
Turkey	ATA KARDESLER INSAAT MUHENDISLIK TURIZM	Management and admin services	350,436.00
Turkey	AVEA ILETISIM HIZMETLERI A.S.	Engineering and research services	36,448.11
Turkey	BARLAS TURAN	Management and admin services	43,160.88
Turkey	BASHAN TARIMSAL URN. PAZ. SAN.	Apparel, luggage and personal care	160,152.43
Turkey	BELIVA MUTFAK ESYALARI SAN.TIC.LTD.STI	Sports and recreational equipment	32,010.00
Turkey	BERLIKA TURIZM ORG. EGIT	Published products	39,749.07
Turkey	CELIKAY EV ALETLERI INS END MUTFAK ESY.	Domestic appliances and electronics	76,367.00
Turkey	DIGITAL SAGLIK HIZMETLERI LTD. STI.	Healthcare services	123,030.00
Turkey	EFEKTIF AKADEMETRE AR. VE. STR.PL. TAH.	Financial and insurance services	39,601.34
Turkey	EMEK BILGISAYAR VE MUHENDISLIK SAN. TIC.	IT and communications equipment	34,860.00
Turkey	ENERJISA ELEKTRIK PERAKENDE SATIS	Public sector related services	35,862.22
Turkey	ESCUDO GRUP A. S.	Domestic appliances and electronics	1,795,861.62
Turkey	ESCUDO GRUP A. S.	Electrical systems components	181,500.00
Turkey	ESCUDO GRUP A. S.	Sports and recreational equipment	79,998.60
Turkey	FERHAT-FIRAT SELAMOGLU-FAZILET-IZZET SAL	Management and admin services	332,500.00
Turkey	FIDES GLOBAL TICARET LIMITED SIRKETI	Furniture	43,761.85
Turkey	HEXAGON METROLOGY MAKINE TICARET VE	Laboratory and testing equipment	105,000.00
Turkey	HOSSEVEN IC VE DIS TICARET LTD. STI.	Furniture	38,010.00
Turkey	INFAKTO ARASTIRMA VE DAN. DIS. TIC.LTD.	Financial and insurance services	37,500.00
Turkey	INGEV	Financial and insurance services	48,000.00
Turkey	KORU BINA YONETIMI A.S.	Building and maintenance services	176,454.00
Turkey	KOSIFLER OTO SERVIS VE TIC A.S	Management and admin services	39,644.78
Turkey	KULTUR SANAT BASIMEVI REKL. VE ORG. SAN	Published products	796,906.03
Turkey	MANPOWER INSAN KAYNAKLARI LIMITED SIRKET	Management and admin services	12,682,006.03
Turkey	MEHMET GULEC	Management and admin services	130,000.00
Turkey	MEN ANORAK TEKSTIL	Apparel, luggage and personal care	30,269.38
Turkey	MERSIN SEKER TARIM URUNLERI TIC AS	Apparel, luggage and personal care	42,000.00
Turkey	MERT KOPYALAMA OFIS & KIRTASIYE	Office equipment	68,824.88
Turkey	MERT KOPYALAMA OFIS & KIRTASIYE	Published products	285,666.30
Turkey	METEK GUVENLIK SIST. BILISIM IC VE DIS T	Industrial manufacturing machinery	239,464.00
Turkey	MRC TASARIM PROJE YONETIMI	Building and maintenance services	828,860.45
Turkey	NIHAT TOPCU	Management and admin services	44,583.30
Turkey	NOVA TERCUME LTD. STI.	Printing, photo and AV equipment	39,950.00
Turkey	PAPILON SAVUNMA GUVENLIK SIST	Office equipment	375,664.00
Turkey	PROFOSYONEL BILGI TEKNOLOJILERI EGITIM	Financial and insurance services	41,992.79
Turkey	PTTBANK	Financial and insurance services	47,267.32
Turkey	PTTBANK	Management and admin services	28,498,152.32
Turkey	SAHRA CEVIRI ARASTIRMA VE DAN. HIZ. LTD.	Editorial, design, graphic services	2,604,921.01
Turkey	SECURITAS GUVENLIK SISTEMLERI A.S.	Public order and security services	2,547,257.42
Turkey	SEHA MUHENDISLIK MUSAVIRLIK TICARET	Office equipment	107,463.00
Turkey	SERENAS ULUSLARARASI TURIZM KONGRE	Management and admin services	2,786,427.91
Turkey	SREO CONSULTING	Financial and insurance services	65,787.50
Turkey	ST MIMARI UYGULAMA A.S.	Building and maintenance services	101,789.68
Turkey	SUN-T TAYYAR TOPAK	Published products	38,892.50
Turkey	TEKNORAKS TEKNOLOJI MARKET SAN. TIC.	IT and communications equipment	89,300.00
Turkey	TEKNORAKS TEKNOLOJI MARKET SAN. TIC.	Office equipment	90,300.00
Turkey	TNR PREFABRIK	Sports and recreational equipment	376,230.00

Location of supplier	Supplier name	Category description	Value (USD)
UNHCR continued			
Turkey	TORAMANLAR MUHENDISLIK MIMARLIK PROJE	Building and maintenance services	113,043.31
Turkey	TTNET AS	Engineering and research services	32,819.07
Turkey	TURKCELL ILETİSİM HİZMETLERİ A.S	Engineering and research services	38,236.04
Turkey	UDEA UZMAN DENEYSEL ELEKTRONIK ARASTIRMA	Furniture	2,211,795.30
Turkey	UNDP REPRESENTATIVE IN TURKEY	Management and admin services	47,882.42
Turkey	VESTEL TICARET AS	Domestic appliances and electronics	843,531.36
Turkey	VIVEKA YAZILIM BILISIM TEKNOLOJILERI	Financial and insurance services	126,361.90
Turkey	YAKUPOGLU TEKSTIL VE DERI SAN. TIC. A.S	Sports and recreational equipment	6,526,720.00
Turkey	YILDIZ KULE IS MERKEZI GECICI	Management and admin services	129,346.14
Turkey	YUNUS EMRE VAKFI IKTISADI ISLETMESI	Published products	1,322,686.48
Uganda	A K PLASTIC UGANDA LIMITED	Material handling machinery	109,899.80
Uganda	ABAYO FOUNDATION STORES LTD	Building and maintenance services	47,276.44
Uganda	ABUDE CONSTRUCTION LTD	Management and admin services	3,521,470.36
Uganda	ABUDE CONSTRUCTION LTD	Transportation, storage, mail services	2,024,692.72
Uganda	AGWERU GENERAL MERCHANDISE	Building and maintenance services	35,246.14
Uganda	ALLIED TRANSPORT AGENT (U) LTD	Transportation, storage, mail services	100,742.04
Uganda	ARC CONSTRUCTION AND SUPPLIES CO LTD	Building and maintenance services	652,926.88
Uganda	ARROW CENTRE UGANDA LTD	Motor vehicles and parts	75,667.60
Uganda	AYIASI VUGA AND BROTHERS	Building and maintenance services	44,540.70
Uganda	BAKHIT BUILDERS LTD	Building and maintenance services	86,057.28
Uganda	BASELINE ENGINEERING WORKS LTD	Building and maintenance services	45,641.97
Uganda	BELLAN ENTERPRISES LIMITED	Structures, construction components	41,518.57
Uganda	BLD CONSULTS UGANDA LTD	Management and admin services	233,100.89
Uganda	BLD CONSULTS UGANDA LTD	Transportation, storage, mail services	326,433.94
Uganda	BLUE PEARLS CO LIMITED	Management and admin services	1,632,107.97
Uganda	BLUE PEARLS CO LIMITED	Transportation, storage, mail services	11,331,144.49
Uganda	BOLLORE TRANSPORT AND LOGISTICS (U) LTD	Transportation, storage, mail services	120,746.00
Uganda	BYAMUGISHA AND SONS TRANSPORT CO	Management and admin services	252,193.04
Uganda	CITY OIL UGANDA LIMITED	Fuels and lubricants etc.	643,696.89
Uganda	CITY TYRES	Motor vehicles and parts	37,490.79
Uganda	COMBRA NATIONAL WHEEL CHAIR	Education and training services	36,655.30
Uganda	COMPUTER SHOPPING CENTRE LTD	IT and communications equipment	88,185.73
Uganda	COMPUTER SHOPPING CENTRE LTD	Published products	40,889.70
Uganda	CONTRA (U) LTD	Building and maintenance services	208,345.52
Uganda	CRESTANKS LIMITED	Distribution equipment	382,241.91
Uganda	DANISH REFUGEE COUNCIL - DRC	Management and admin services	236,433.68
Uganda	DAVICON MULTIPLE SERVICES (U) LIMITED	Building and maintenance services	89,205.14
Uganda	DELTA INDUSTRIAL EQUIPMENT LTD	Power generation machinery	30,478.14
Uganda	DIVINE BUILDERS LTD	Building and maintenance services	32,364.60
Uganda	DIVINE GOLDEN LOGISTICS LIMITED	Security and safety equipment	199,928.01
Uganda	DR GRACE PATRICK KARAMURA	Management and admin services	31,800.00
Uganda	EBOWA INVESTMENTS LTD	Building and maintenance services	121,786.16
Uganda	ELISABET DAHLBERG FRISK	Financial and insurance services	56,817.47
Uganda	EMAHA GENERAL CONSTRUCTION & TRADING CO	Building and maintenance services	156,806.78
Uganda	EMAHA GENERAL CONSTRUCTION & TRADING CO	Management and admin services	210,072.00
Uganda	G4S SECURE SOLUTIONS UGANDA LTD	Public order and security services	183,162.25
Uganda	GEMS INTERNATIONAL LIMITED	Manufacturing components	171,709.76
Uganda	GEMS INTERNATIONAL LIMITED	Tools and general machinery	49,315.02
Uganda	GEO GECKO LIMITED	Engineering and research services	82,008.37
Uganda	GIANT PLUM ENTERPRISES UGANDA LIMITED	Building and maintenance services	144,162.69
Uganda	GITTOES PHARMACEUTICALS LTD	Pharmaceuticals, contraceptives, vaccines	762,875.52
Uganda	HOME BUILDERS LIMITED	Building and maintenance services	417,705.85
Uganda	HONDA UGANDA LTD	Motor vehicles and parts	359,600.00
Uganda	HOTEL ZAWADI LTD	Building and maintenance services	247,503.76
Uganda	HUMANITARIAN INITIATIVE JUST RELIEF AID	Management and admin services	105,533.32
Uganda	ICON PROJECTS LIMITED	Building and maintenance services	872,803.35
Uganda	IMPERIAL GOLF VIEW HOTEL	Management and admin services	133,653.66
Uganda	IT OFFICE (U) LIMITED	IT and communications equipment	31,631.80
Uganda	JAMO CONTRACTORS AND SUPPLIES LIMITED	Building and maintenance services	49,635.50
Uganda	JIMOKO INVESTMENTS (U) LIMITED	Building and maintenance services	43,554.42
Uganda	JOINT MEDICAL STORE	Pharmaceuticals, contraceptives, vaccines	289,171.81
Uganda	JOSEPH DANIA MONDAY	Management and admin services	32,100.00
Uganda	JUBA OFFICE CLEANING SERVICES LTD	Building and maintenance services	1,021,684.60
Uganda	KAVA INTERNATIONAL LTD	Musical instruments and arts and crafts	38,356.06
Uganda	KEJATU QUALITY SERVICES LTD	Building and maintenance services	110,941.91
Uganda	KEYSTONE CONSTRUCTION LTD	Building and maintenance services	494,940.19
Uganda	KOBIL UGANDA LIMITED	Fuels and lubricants etc.	61,323.12
Uganda	KUEHNE AND NAGEL UGANDA LIMITED	Transportation, storage, mail services	119,680.31
Uganda	LAKE VICTORIA SERENA RESORT	Management and admin services	37,055.48
Uganda	LEEWARD INVESTMENTS LIMITED	Building and maintenance services	41,102.45
Uganda	MACKENZIE DEVELOPMENT COMPANY LTD	Management and admin services	286,238.00
Uganda	MALAYSIA FURNISHING CENTRE	Furniture	71,011.30
Uganda	MANTRAC (U) LIMITED	Farming, fishing equipment	320,500.00
Uganda	MEDICAL TEAMS INTERNATIONAL UGANDA	Management and admin services	936,987.66
Uganda	MEDIPHARM HEALTHCARE (U) LIMITED	Apparel, luggage and personal care	44,514.83
Uganda	MTN UGANDA LIMITED	Engineering and research services	86,908.08
Uganda	MUGA SERVICES LTD	Building and maintenance services	37,374.39
Uganda	MUKWANO ENTERPRISES LTD	Transportation, storage, mail services	132,000.00
Uganda	MUKWANO INDUSTRIES UGANDA LIMITED	Apparel, luggage and personal care	1,451,096.72
Uganda	MUKWANO INDUSTRIES UGANDA LIMITED	Material handling machinery	281,408.23
Uganda	MULTIPLE INDUSTRIES LIMITED	Material handling machinery	271,664.22
Uganda	NETSOFT CONSULTING SERVICES PRIVATE	IT and communications equipment	34,795.66
Uganda	NILE STAR TRADE LINK	Management and admin services	2,096,121.76
Uganda	NILE STAR TRADE LINK	Transportation, storage, mail services	3,964,344.74

Location of supplier	Supplier name	Category description	Value (USD)
UNHCR continued			
Uganda	NIRVANA INVESTMENT CO. LTD	Building and maintenance services	310,847.74
Uganda	NYONGOS AND SONS (U) LTD	Building and maintenance services	84,137.06
Uganda	NYONYINTONO EDWARD	Public sector related services	31,320.00
Uganda	OASIS ENTERPRISES	Building and maintenance services	44,663.04
Uganda	OFFICE OF THE PRIME MINISTER - DOR(L/S)	Management and admin services	365,072.86
Uganda	PAGRAM SOLUTIONS LIMITED	Management and admin services	490,546.78
Uganda	PAGRAM SOLUTIONS LIMITED	Transportation, storage, mail services	1,315,194.28
Uganda	PAL GLOBE ENGINEERING LIMITED	Building and maintenance services	49,459.93
Uganda	PALO CONSULTS LIMITED	Building and maintenance services	40,106.79
Uganda	PIERA HOUSE ENTERPRISES	Building and maintenance services	50,416.69
Uganda	POLAD UGANDA LTD	Building and maintenance services	120,198.13
Uganda	POWER TRUST UGANDA LIMITED	Security and safety equipment	95,625.72
Uganda	PRIME BUILDING CONSTRUCTION	Building and maintenance services	49,285.33
Uganda	RAMS GORDON ENTERPRISES	Management and admin services	233,882.71
Uganda	RAMS GORDON ENTERPRISES	Transportation, storage, mail services	120,967.71
Uganda	RELIEFLINE UGANDA LTD	Tools and general machinery	259,785.95
Uganda	RESTEVE INTERNATIONAL LTD	Cleaning equipment	43,212.51
Uganda	ROJA UGANDA LIMITED	Building and maintenance services	115,195.28
Uganda	SANLAIT FRIENDS	Management and admin services	172,399.26
Uganda	SANLAIT FRIENDS	Transportation, storage, mail services	259,105.21
Uganda	SARJAN CONSTRUCTION (U) LTD	Building and maintenance services	478,121.15
Uganda	SECUREX AGENCIES U LTD	Public order and security services	133,077.99
Uganda	SERVICE AND COMPUTER INDUSTRIES U LTD	Healthcare services	44,513.93
Uganda	SHELL STATION YUMBE	Fuels and lubricants etc.	87,867.67
Uganda	STAR PARTY ENTERPRISES	Building and maintenance services	98,895.12
Uganda	SURGIPHARM UGANDA LTD	Pharmaceuticals, contraceptives, vaccines	466,049.31
Uganda	SYNTECH INTEGRATED LTD	IT and communications equipment	63,989.97
Uganda	TAK AND FRIENDS	Building and maintenance services	45,338.31
Uganda	TECHNICAL PARAMETERS (U) LTD	Building and maintenance services	46,106.60
Uganda	TELTEC INVESTMENTS LTD.	IT and communications equipment	54,955.47
Uganda	TELTEC INVESTMENTS LTD.	Office equipment	147,001.15
Uganda	TERMINAL TECHNOLOGY (U) LTD	Engineering and research services	55,860.90
Uganda	THERMAL SOLUTIONS LIMITED	Distribution equipment	68,694.34
Uganda	TIANJIN MACHINERY CO. (U) LTD	Tools and general machinery	968,679.74
Uganda	TRANSCULTURAL PSYCHOSOCIAL ORGANISATION	Management and admin services	41,815.12
Uganda	UAP INSURANCE UGANDA LIMITED	Financial and insurance services	38,042.60
Uganda	UGANDA MARTYRS HOUSING AND CONSTRUCTIO	Building and maintenance services	406,986.51
Uganda	UMEME	Public sector related services	43,514.64
Uganda	UNDP RESIDENT REPRESENTATIVE	Management and admin services	362,871.27
Uganda	UTECH CONSTRUCTION COMPANY LIMITED	Building and maintenance services	107,114.54
Uganda	VICTORIA EQUIPMENT LIMITED	Farming, fishing equipment	246,827.00
Uganda	VICTORIA EQUIPMENT LIMITED	Material handling machinery	171,013.00
Uganda	VIVO ENERGY UGANDA LIMITED	Fuels and lubricants etc.	313,877.44
Uganda	YANJIAN UGANDA COMPANY LIMITED	Building and maintenance services	1,362,661.16
Uganda	ZAWADI SERVICES LTD	Management and admin services	205,557.83
Uganda	ZHONGHAO OVERSEAS CONSTR. ENG. CO. LTD.	Building and maintenance services	307,587.00
Ukraine	AUTOCAT LLC	Transportation, storage, mail services	45,720.56
Ukraine	LLC "NPO DONGRI"	Structures, construction components	31,315.85
Ukraine	LLC "PROEKTSTROYBIZNES"	Building and maintenance services	135,515.32
Ukraine	LLC "PROEKTSTROYBIZNES"	Structures, construction components	355,000.00
Ukraine	LLC FIRM RIVER	Fuels and lubricants etc.	769,728.57
Ukraine	PAT "IVANO-FRANKIVSKTSEMENT"	Structures, construction components	105,035.40
Ukraine	PE MYSHENIN	Building and maintenance services	74,981.08
Ukraine	PE MYSHENIN	Sports and recreational equipment	38,707.57
Ukraine	PJSC SVERDLOVSK SEWING FACTRORY	Apparel, luggage and personal care	47,955.39
Ukraine	PJSC UKRPOSHTA	Management and admin services	930,108.43
Ukraine	TOV PIDPRIEMSTBO KYIV	Management and admin services	273,868.39
Ukraine	UKRPINCHUK IVAN ANATOLIOVYCH	Financial and insurance services	210,000.00
Ukraine	ZORYA SECURITY PRINTING	Published products	287,192.25
United Arab Emirates	AL TASAHEEL (ASP) TRADING LLC	Motor vehicles and parts	118,852.00
United Arab Emirates	AL TASAHEEL (ASP) TRADING LLC	Power generation machinery	54,302.00
United Arab Emirates	AL TASAHEEL (ASP) TRADING LLC	Sports and recreational equipment	45,550.00
United Arab Emirates	AL TASAHEEL (ASP) TRADING LLC	Tools and general machinery	45,070.00
United Arab Emirates	AL TASAHEEL (ASP) TRADING LLC	Transportation, storage, mail services	32,870.00
United Arab Emirates	ALMOTHANNA FZ - L.LC	Structures, construction components	585,000.00
United Arab Emirates	ALWAHA FOR SUPPLIES CO. LTD	Apparel, luggage and personal care	336,965.29
United Arab Emirates	AMAZON AUTO PARTS L.L.C.	Motor vehicles and parts	55,196.20
United Arab Emirates	AMICO ENTERPRISES FZE	Pharmaceuticals, contraceptives, vaccines	51,707.00
United Arab Emirates	ARD AL GHADEER TRADING LLC	IT and communications equipment	55,200.00
United Arab Emirates	COURTYARD BY MARRIOTT GREEN COMMUNITY	Management and admin services	49,175.28
United Arab Emirates	DAW AUTOMOBILE ASSEMBLY LLC	Motor vehicles and parts	274,200.00
United Arab Emirates	EBLA TRADING JLT	Structures, construction components	107,784.00
United Arab Emirates	ETISALAT	Engineering and research services	122,516.54
United Arab Emirates	F.G. WILSON (ENGINEERING) FZE	Power generation machinery	372,582.00
United Arab Emirates	FAMCO	Material handling machinery	81,679.33
United Arab Emirates	GLOBAL BEAM COMMUNICATIONS TRADING LLC	IT and communications equipment	40,650.00
United Arab Emirates	LANDMARK RESOURCES FZE	Domestic appliances and electronics	2,784,780.00
United Arab Emirates	LHASSA CONSULTING FZE	Engineering and research services	150,550.00
United Arab Emirates	LMG GENERAL TRADING LLC	Food and beverage products	59,290.00
United Arab Emirates	METALLIC EQUIPMENT FZCO	Tools and general machinery	94,420.00
United Arab Emirates	MIDDLE EAST BROADCASTING CENTER (MBC)	Management and admin services	149,000.00
United Arab Emirates	MOUJALBAHAR GENERAL TRADING	Management and admin services	90,000.00
United Arab Emirates	MS. MAHIN ASSADI	Management and admin services	360,000.00
United Arab Emirates	NRS RELIEF FZE	Domestic appliances and electronics	2,567,081.50

Location of supplier	Supplier name	Category description	Value (USD)
UNHCR continued			
United Arab Emirates	NRS RELIEF FZE	Material handling machinery	445,592.80
United Arab Emirates	NRS RELIEF FZE	Sports and recreational equipment	6,004,235.00
United Arab Emirates	NRS RELIEF FZE	Structures, construction components	12,826,697.20
United Arab Emirates	O.K.I. GENERAL TRADING LLC	Domestic appliances and electronics	1,608,343.14
United Arab Emirates	O.K.I. GENERAL TRADING LLC	Material handling machinery	94,281.60
United Arab Emirates	O.K.I. GENERAL TRADING LLC	Motor vehicles and parts	122,950.00
United Arab Emirates	PCA GENERAL TRADING LLC	Printing, photo and AV equipment	34,800.00
United Arab Emirates	RESTRATA SOLUTIONS FZ LLC	Education and training services	475,934.00
United Arab Emirates	SAIF ALI SAIF ATEEG ALQUBAISI	Management and admin services	102,096.38
United Arab Emirates	TANA NETTING FZ-LLC	Sports and recreational equipment	531,081.00
United Arab Emirates	TRISTAR TRANSPORT LLC	Fuels and lubricants etc.	1,067,009.60
United Arab Emirates	TRUELITE ENERGY TRADING LLC	Electrical systems components	1,358,389.00
United Arab Emirates	ULTIMATE AIR FZ LLC	Transportation, storage, mail services	1,316,700.00
United Arab Emirates	WORLD FOOD PROGRAMME (WFP)	Financial and insurance services	110,000.00
United Kingdom of Great Britain and Northern Ireland	ACTION AGAINST HUNGER UK (LTD)	Management and admin services	30,250.00
United Kingdom of Great Britain and Northern Ireland	ANDREW BRYDON DOBBIE	Management and admin services	70,560.00
United Kingdom of Great Britain and Northern Ireland	ARKIVUM LIMITED	Management and admin services	101,879.19
United Kingdom of Great Britain and Northern Ireland	ASPDEN, JANE	Management and admin services	30,000.00
United Kingdom of Great Britain and Northern Ireland	ASYLUM RESEARCH CONSULTANCY	Editorial, design, graphic services	31,289.11
United Kingdom of Great Britain and Northern Ireland	BARNABY JOHN THOMPSON	Management and admin services	32,500.00
United Kingdom of Great Britain and Northern Ireland	BLUEFROG FUNDRAISING	Editorial, design, graphic services	135,794.74
United Kingdom of Great Britain and Northern Ireland	BLUEFROG FUNDRAISING	Engineering and research services	129,536.92
United Kingdom of Great Britain and Northern Ireland	BLUEFROG FUNDRAISING	Management and admin services	759,723.96
United Kingdom of Great Britain and Northern Ireland	BUSINESS MONITOR INTERNATIONAL LIMITED	Editorial, design, graphic services	30,000.00
United Kingdom of Great Britain and Northern Ireland	CAN STUDIOS LIMITED	Education and training services	30,845.48
United Kingdom of Great Britain and Northern Ireland	CARLOS ESTEBAN BARAHONA-ZAMORA	Financial and insurance services	35,000.00
United Kingdom of Great Britain and Northern Ireland	CAROLINE MODUPE HARPER JANTUAH	Financial and insurance services	159,904.00
United Kingdom of Great Britain and Northern Ireland	CHEVIN FLEET SOLUTIONS	Engineering and research services	211,000.00
United Kingdom of Great Britain and Northern Ireland	CORNERSTONE ONDEMAND INC.	Education and training services	291,526.44
United Kingdom of Great Britain and Northern Ireland	DATA PROTECTION SUPPORT & MANAGEMENT LT	Editorial, design, graphic services	50,000.00
United Kingdom of Great Britain and Northern Ireland	DEMO TV LTD	Editorial, design, graphic services	87,609.51
United Kingdom of Great Britain and Northern Ireland	DEMO TV LTD	Engineering and research services	183,224.38
United Kingdom of Great Britain and Northern Ireland	DEMO TV LTD	IT and communications equipment	180,872.43
United Kingdom of Great Britain and Northern Ireland	DEMO TV LTD	Management and admin services	834,026.87
United Kingdom of Great Britain and Northern Ireland	DIFFERENT KETTLE LIMITED	Management and admin services	50,000.00
United Kingdom of Great Britain and Northern Ireland	ELIXIRR PARTNERS LLP	Financial and insurance services	150,000.00
United Kingdom of Great Britain and Northern Ireland	FREDERICK HOLT & COMPANY LIMITED	Management and admin services	190,091.44
United Kingdom of Great Britain and Northern Ireland	FREDERICK HOLT & COMPANY LIMITED	Public sector related services	30,124.80
United Kingdom of Great Britain and Northern Ireland	FUSE FOUNDATION	Engineering and research services	34,500.00
United Kingdom of Great Britain and Northern Ireland	GIBSON MARK	Financial and insurance services	116,418.85
United Kingdom of Great Britain and Northern Ireland	GILERT, MS HEIDI	Financial and insurance services	32,000.00
United Kingdom of Great Britain and Northern Ireland	GILLIAN M PRICE	Financial and insurance services	30,000.00
United Kingdom of Great Britain and Northern Ireland	GLOBAL LINGO LTD	Editorial, design, graphic services	50,000.00
United Kingdom of Great Britain and Northern Ireland	HAMCHA, BAHIA	Financial and insurance services	69,642.00
United Kingdom of Great Britain and Northern Ireland	HELLO CHARLIE LTD	Management and admin services	169,155.93
United Kingdom of Great Britain and Northern Ireland	HESCO BASTION LTD.	Security and safety equipment	447,356.79
United Kingdom of Great Britain and Northern Ireland	HEXAWARE TECHNOLOGIES LIMITED UK	Engineering and research services	35,000.00
United Kingdom of Great Britain and Northern Ireland	IRISGUARD INC	Engineering and research services	920,696.65
United Kingdom of Great Britain and Northern Ireland	IRISGUARD INC	Office equipment	886,109.28
United Kingdom of Great Britain and Northern Ireland	ITAD LIMITED	Management and admin services	287,218.03
United Kingdom of Great Britain and Northern Ireland	IVANTI UK LIMITED	Engineering and research services	51,000.00
United Kingdom of Great Britain and Northern Ireland	JOSHUA SURTEES	Financial and insurance services	42,168.91
United Kingdom of Great Britain and Northern Ireland	LAURA PHELPS	Financial and insurance services	45,000.00
United Kingdom of Great Britain and Northern Ireland	MARKET & OPINION RESEARCH INTERNATIONAL	Management and admin services	283,063.98
United Kingdom of Great Britain and Northern Ireland	MARKETING DATA CONSULTING LTD	Management and admin services	41,663.64
United Kingdom of Great Britain and Northern Ireland	MARSH LIMITED	Financial and insurance services	118,890.46
United Kingdom of Great Britain and Northern Ireland	MASSEY HUGH	Financial and insurance services	40,000.00
United Kingdom of Great Britain and Northern Ireland	MATTHEW KARL SCHUTZ	Financial and insurance services	65,340.00
United Kingdom of Great Britain and Northern Ireland	MEDIAEDGE:CIA INTERNATIONAL LIMITED	Management and admin services	2,286,291.92
United Kingdom of Great Britain and Northern Ireland	MET OFFICE	Editorial, design, graphic services	218,832.09
United Kingdom of Great Britain and Northern Ireland	MOORE STEPHENS LLP	Financial and insurance services	34,560.00
United Kingdom of Great Britain and Northern Ireland	MOSAIC FULFILMENT SOLUTIONS LIMITED	Management and admin services	129,870.13
United Kingdom of Great Britain and Northern Ireland	NST&T UNIVERS PHONE AFRIKANET LTD.	Transportation, storage, mail services	31,500.00
United Kingdom of Great Britain and Northern Ireland	OPEN KNOWLEDGE FOUNDATION	Engineering and research services	77,700.00
United Kingdom of Great Britain and Northern Ireland	OVERSEAS DEVELOPMENT INSTITUTE	Engineering and research services	105,556.82
United Kingdom of Great Britain and Northern Ireland	OXFAM	Engineering and research services	102,228.00
United Kingdom of Great Britain and Northern Ireland	PA CONSULTING SERVICES LIMITED	Financial and insurance services	510,953.61
United Kingdom of Great Britain and Northern Ireland	PAUL MILLER	Financial and insurance services	64,683.05
United Kingdom of Great Britain and Northern Ireland	PREPAID FINANCIAL SERVICES LTD	Financial and insurance services	780,863.38
United Kingdom of Great Britain and Northern Ireland	PRIMARY CARE EDUCATION INTERNATIONAL LTD	Education and training services	175,000.00
United Kingdom of Great Britain and Northern Ireland	PUBLICATE HOUSE (UK) LIMITED	Management and admin services	33,600.00
United Kingdom of Great Britain and Northern Ireland	ROBERTS LAMONT, CLAIRE	Financial and insurance services	52,830.00
United Kingdom of Great Britain and Northern Ireland	ROSIE HOLTOM	Financial and insurance services	33,000.00
United Kingdom of Great Britain and Northern Ireland	SALESFORCE.COM	Engineering and research services	182,367.01
United Kingdom of Great Britain and Northern Ireland	SAVE THE CHILDREN UK	Management and admin services	100,500.00
United Kingdom of Great Britain and Northern Ireland	SKILLSOFT UK LTD	Education and training services	56,722.52
United Kingdom of Great Britain and Northern Ireland	SPECIAL CONTINGENCY RISKS LIMITED	Financial and insurance services	390,500.00
United Kingdom of Great Britain and Northern Ireland	THE RESOURCE ALLIANCE	Education and training services	48,969.07
United Kingdom of Great Britain and Northern Ireland	THE SALESFORCE.ORG EMEA LTD.	Financial and insurance services	119,696.00
United Kingdom of Great Britain and Northern Ireland	THINK CONSULTING SOLUTIONS LTD.	Management and admin services	43,429.29
United Kingdom of Great Britain and Northern Ireland	THINK DIGITAL SOLUTIONS LTD	Management and admin services	47,441.71
United Kingdom of Great Britain and Northern Ireland	THOMPSON HANNAH	Financial and insurance services	36,720.00
United Kingdom of Great Britain and Northern Ireland	TIGER NEST FILMS LTD.	Management and admin services	37,350.00
United Kingdom of Great Britain and Northern Ireland	TOM FINCHAM	Financial and insurance services	55,000.00

Location of supplier	Supplier name	Category description	Value (USD)
UNHCR continued			
United Kingdom of Great Britain and Northern Ireland	TOYOTA GIBRALTAR STOCKHOLDINGS LTD	Motor vehicles and parts	902,543.96
United Kingdom of Great Britain and Northern Ireland	UNIT EXPORT LIMITED	Cleaning equipment	112,080.00
United Kingdom of Great Britain and Northern Ireland	UPADHYAY, MR DRONA	Financial and insurance services	33,000.00
United Kingdom of Great Britain and Northern Ireland	VODAFONE FOUNDATION	IT and communications equipment	242,500.00
United Kingdom of Great Britain and Northern Ireland	WALKGROVE LIMITED	Editorial, design, graphic services	43,370.71
United Kingdom of Great Britain and Northern Ireland	WALKGROVE LIMITED	Education and training services	47,521.77
United Kingdom of Great Britain and Northern Ireland	WILLIS LTD	Financial and insurance services	1,975,079.98
United Kingdom of Great Britain and Northern Ireland	WOOD FOR TREES LTD.	Management and admin services	405,494.64
United Republic of Tanzania	ALLIED TRANSPORT AGENT	Transportation, storage, mail services	529,700.00
United Republic of Tanzania	ANDREW SHARAU DANIEL MINJA	Management and admin services	242,928.00
United Republic of Tanzania	ASTRA PHARMA (T) LTD	Pharmaceuticals, contraceptives, vaccines	47,403.51
United Republic of Tanzania	BENICO CONSTRUCTION COMPANY LIMITED	Building and maintenance services	30,271.30
United Republic of Tanzania	CAMANG CONSTRUCTION COMPANY LIMITED	Building and maintenance services	44,869.68
United Republic of Tanzania	CARE SANITATION AND SUPPLIERS LTD	Building and maintenance services	49,691.96
United Republic of Tanzania	CENTRE FOR THE STUDY OF FORCED MIGRATION	Engineering and research services	34,850.00
United Republic of Tanzania	CORAL BEACH CLUB LIMITED	Management and admin services	33,637.54
United Republic of Tanzania	EFT TEMP.ACCOUNT	Financial and insurance services	62,639.82
United Republic of Tanzania	ENGEN PETROLEUM (TANZANIA) LTD	Fuels and lubricants etc.	944,399.56
United Republic of Tanzania	FLOTON AFRICA LIMITED	Building and maintenance services	80,576.81
United Republic of Tanzania	FORWARDAIR LIMITED	Transportation, storage, mail services	40,000.00
United Republic of Tanzania	INDEPTH SCIENTIFIC COMPANY LTD	Pharmaceuticals, contraceptives, vaccines	210,180.27
United Republic of Tanzania	JILICHEM (T) LIMITED	Pharmaceuticals, contraceptives, vaccines	54,138.31
United Republic of Tanzania	JUIN COMPANY LIMITED	Building and maintenance services	74,350.17
United Republic of Tanzania	KENYA KAZI SECURITY (T) LTD	Public order and security services	348,309.59
United Republic of Tanzania	KUEHNE + NAGEL LIMITED	Transportation, storage, mail services	208,259.02
United Republic of Tanzania	MASHAKA MAULID NYAMALIZA	Management and admin services	42,000.00
United Republic of Tanzania	MSHINGO AND COMPANY LIMITED	Building and maintenance services	70,914.01
United Republic of Tanzania	NET HEALTH LIMITED	Sports and recreational equipment	163,075.00
United Republic of Tanzania	ORYX OIL COMPANY LIMITED	Fuels and lubricants etc.	39,405.11
United Republic of Tanzania	PUMA ENERGY TANZANIA LIMITED	Fuels and lubricants etc.	410,867.28
United Republic of Tanzania	SAIMAS CIVIL WORKS CONSTRUCTION LIMITED	Building and maintenance services	32,467.82
United Republic of Tanzania	SD AND SONS GENERAL TRADERS CO. LTD	Motor vehicles and parts	67,428.77
United Republic of Tanzania	SOAP AND ALLIED INDUSTRIES LIMITED	Apparel, luggage and personal care	1,545,920.19
United Republic of Tanzania	SUPERDOLL TRAILER MANUFACTURER	Motor vehicles and parts	88,849.81
United Republic of Tanzania	SYMMETRY (T) LIMITED	Building and maintenance services	66,514.87
United Republic of Tanzania	TOTAL (T) LTD	Fuels and lubricants etc.	173,805.20
United Republic of Tanzania	TOYOTA TANZANIA LIMITED	Motor vehicles and parts	40,337.41
United Republic of Tanzania	TRAVEL PARTNER LIMITED	Transportation, storage, mail services	199,146.05
United Republic of Tanzania	UNITED NATIONS DEVELOPMENT PROGRAMME	Healthcare services	203,953.00
United Republic of Tanzania	WFP TANZANIA	Transportation, storage, mail services	112,980.00
United States of America	1800 MASSACHUSETTS AVENUE CORP	Management and admin services	374,205.98
United States of America	ACCENTURE LLP	Financial and insurance services	48,800.00
United States of America	ALTA LANGUAGE SERVICES INC	Management and admin services	280,000.00
United States of America	AVENIR HEALTH INC	Engineering and research services	39,257.00
United States of America	BRACEWELL & GIULIANI LLP	Management and admin services	93,000.00
United States of America	BRIGHAM AND WOMEN'S PHYSICIANS ORGANIZA	Engineering and research services	144,320.00
United States of America	CENTER FOR MIGRATION STUDIES	Management and admin services	50,000.00
United States of America	CISCO SYSTEMS INC	Engineering and research services	59,104.00
United States of America	CLEMENTS & COMPANY INC.	Financial and insurance services	442,932.50
United States of America	CLOUDNEXA, INC.	Engineering and research services	50,000.00
United States of America	ENGINEERS WITHOUT BORDERS USA	Financial and insurance services	97,000.00
United States of America	ENVIRONMENTAL SYSTEMS RESEARCH INSTITUTE	Engineering and research services	154,867.85
United States of America	ERICA BOWER	Financial and insurance services	36,000.00
United States of America	FOOD AND AGRICULTURE ORGANIZATION	Financial and insurance services	100,000.00
United States of America	GAVIN MCGARRY	Management and admin services	42,000.00
United States of America	HAMTECH COMMUNICATIONS CO.LTD	Building and maintenance services	80,151.00
United States of America	HAMTECH COMMUNICATIONS CO.LTD	IT and communications equipment	80,480.00
United States of America	HDPI INC	Management and admin services	39,944.05
United States of America	HIAS INC.	Engineering and research services	30,000.00
United States of America	IBE-INTERNATIONAL BUSINESS ENTERPRISES	Furniture	99,968.05
United States of America	INFORMATION MANAGEMENT & MINE ACTION PR	Management and admin services	45,500.00
United States of America	INTERWORKS LLC	Education and training services	246,055.00
United States of America	KELLEHER, MR CURRAN	Financial and insurance services	33,580.00
United States of America	M+R STRATEGIC SERVICES, INC.	Management and admin services	1,074,153.50
United States of America	MEGAN GERRARD	Financial and insurance services	53,275.80
United States of America	MICRODESK INC	Education and training services	119,940.00
United States of America	MOHSIN MOHI UD DIN	Financial and insurance services	40,000.00
United States of America	MORINIERE, LEZLIE C.	Financial and insurance services	32,000.00
United States of America	MORTAZAVI, FAHIMEH	Financial and insurance services	31,200.00
United States of America	MTV NETWORKS LATIN AMERICA, INC	Management and admin services	50,000.00
United States of America	OPERATIONS SERVICE SYSTEMS LLC	Education and training services	31,500.00
United States of America	ORAM-ORGANIZATION FOR REFUGEE,ASYLUM	Education and training services	38,000.00
United States of America	PACIFIC ARCHITECTS AND ENGINEERS INC.	Building and maintenance services	2,352,362.83
United States of America	PLANSON INTERNATIONAL CO.	IT and communications equipment	890,305.00
United States of America	PLANSON INTERNATIONAL CO.	Office equipment	907,255.09
United States of America	PLANSON INTERNATIONAL CORPORATION	IT and communications equipment	1,414,172.00
United States of America	PLANSON INTERNATIONAL CORPORATION	Office equipment	39,402.00
United States of America	PURPOSE CAMPAIGNS LLC	Management and admin services	110,000.00
United States of America	RED DESIGN	Editorial, design, graphic services	33,000.00
United States of America	S.L. GREEN	Management and admin services	451,860.00
United States of America	SARAH DEARDORFF MILLER	Financial and insurance services	30,000.00
United States of America	SPENCER, AARON	Financial and insurance services	44,500.00
United States of America	TOMS SHOES LLC	Apparel, luggage and personal care	2,033,516.25
United States of America	ULTISAT INC.	Engineering and research services	9,190,000.00

Location of supplier	Supplier name	Category description	Value (USD)
UNHCR continued			
United States of America	ULTISAT INC.	IT and communications equipment	444,892.00
United States of America	UNDP	Management and admin services	547,005.00
United States of America	UNITED NATIONS CHILDREN'S FUND	Management and admin services	33,631.00
United States of America	UNITED NATIONS DEVELOPMENT PROGRAMME (U	Sports and recreational equipment	1,015,399.44
United States of America	UNITED NATIONS FOUNDATIONS	Sports and recreational equipment	168,300.00
United States of America	UNITED NATIONS GENERAL FUND	Education and training services	54,000.00
United States of America	UNITED NATIONS GENERAL FUND	Financial and insurance services	789,052.00
United States of America	UNITED NATIONS GENERAL FUND	Management and admin services	9,914,333.97
United States of America	UNIVERSITY OF CALIFORNIA	Management and admin services	150,000.00
United States of America	UPS FOUNDATION	Transportation, storage, mail services	805,000.00
United States of America	WOODRUFF, ROGER	Management and admin services	33,279.00
United States of America	XTELLIGENT, LLC	Financial and insurance services	229,500.00
Venezuela (Bolivarian Republic of)	MANTELLINI, DAVID	Management and admin services	99,600.00
Western Sahara	MAROC TELECOM	Engineering and research services	30,836.65
Yemen	ABU MOHAMMED FOR GENERAL TRADING	Apparel, luggage and personal care	40,460.00
Yemen	ABULOHOM, IMAN ALI ABDULLAH	Management and admin services	48,000.00
Yemen	AL-AMAL MICROFINANCE BANK	Financial and insurance services	5,360,000.00
Yemen	AL-NOOR TRADING	Material handling machinery	71,999.20
Yemen	ALI MOHAMMAD HUSSIN KAHWAN COMPANY	Building and maintenance services	31,500.00
Yemen	ALMAZEN COMPUTER ACCESSORIES	IT and communications equipment	41,400.00
Yemen	ALQUSS COMPANY FOR TRADING	Structures, construction components	891,000.00
Yemen	ALQUSS COMPANY FOR TRADING	Tools and general machinery	154,559.00
Yemen	APEX YEMEN TRADING CO. LTD.	Office equipment	96,000.00
Yemen	AREF ABDO HASSAN	Security and safety equipment	54,800.00
Yemen	BAHANJA OFFICE FOR CONTRACTING	Building and maintenance services	32,115.50
Yemen	FALCON COMPANY FOR CIVIL SECURITY SERVIC	Public order and security services	539,975.04
Yemen	MINISTRY OF TELECOMMUNICATIONS	Engineering and research services	42,560.00
Yemen	MOHAMMED AL-HADI OFFICE	Transportation, storage, mail services	3,024,911.11
Yemen	MR. HADDAR ALI MAHMOOD SALEH	Public order and security services	60,000.00
Yemen	MUSTAFA KAID MOHAMED	Transportation, storage, mail services	179,755.80
Yemen	OLIVE GREEN HUMAN RESOURCES & RECRUITING	Editorial, design, graphic services	118,188.54
Yemen	ONEX DESIGN & ADVERT	Office equipment	42,560.00
Yemen	PUBLIC TELECOM CORP.	Engineering and research services	56,700.00
Yemen	SAFER YEMEN FOR SUSTAINABLE SECURITY	Financial and insurance services	42,000.00
Yemen	SALEH HUSSEIN MUS'ED AL-YUHEIRI	Sports and recreational equipment	109,800.00
Yemen	SAMADAN STORES	Domestic appliances and electronics	1,668,420.00
Yemen	SAMAR FOR IMPORT	Manufacturing components	64,000.00
Yemen	SHUEI ALMAYMOONI FOR LIMITED CONTRACTING	Building and maintenance services	300,000.00
Yemen	STALLION SECURITY & SAFETY SERVICES LTD.	Public order and security services	409,950.00
Yemen	TAYBAH MUSTAFA FOR IMPORT	Power generation machinery	107,700.00
Yemen	TEBER FOR TRADING SERVICES	Building and maintenance services	32,251.80
Yemen	UNICEF YEMEN	Management and admin services	90,424.00
Yemen	UNITED NATIONS DEVELOPMENT PROGRAMME	Engineering and research services	309,563.71
Yemen	UNITED NATIONS DEVELOPMENT PROGRAMME	Management and admin services	3,653,328.74
Yemen	UNIVERSAL YEMEN FOR LOGISTIC SUPPORT	Building and maintenance services	300,000.00
Yemen	WELANCO FOR GENERAL SERVICES AND TRD.	Building and maintenance services	67,104.00
Zambia	G4S SECURE SOLUTIONS ZAMBIA LIMITED	Public order and security services	69,617.29
Zambia	PETRODA ZAMBIA LIMITED	Fuels and lubricants etc.	50,086.74
Zambia	PUMA ENERGY ZAMBIA PLC	Fuels and lubricants etc.	30,687.95
Zambia	TOYOTA ZAMBIA LIMITED	Motor vehicles and parts	599,245.53
Zimbabwe	AFRICA STEEL (PVT) LTD	Structures, construction components	42,213.60
Zimbabwe	BAYENI VENTURES P/L	Fuels and lubricants etc.	73,150.00
Zimbabwe	J & P SECURITY SERVICES	Public order and security services	107,244.72
Zimbabwe	MANAH BUILDING CONSTRUCTION	Structures, construction components	71,843.05
Zimbabwe	PROGRESS MARKETING (PVT) LTD	Structures, construction components	82,375.19
Zimbabwe	PROSPER B. MATONDI	Financial and insurance services	33,250.00
Zimbabwe	REGISTRAR GENERAL RETENTION ACCOUNT	Engineering and research services	52,381.00
Zimbabwe	SHREYA INVESTMENTS P/L T/A BOWLINE FURNI	Domestic appliances and electronics	118,881.00
Zimbabwe	SHREYA INVESTMENTS P/L T/A BOWLINE FURNI	Transportation, storage, mail services	31,080.00
Zimbabwe	TEECHERZ FURNISHERZ	Structures, construction components	30,276.00
Zimbabwe	THE UNITED NATIONS WORLD FOOD PROGRAM	Published products	442,290.00
Zimbabwe	THIGTECT ENTERPRISES P / L	Building and maintenance services	175,030.86
Zimbabwe	TOTAL ZIMBABWE	Fuels and lubricants etc.	55,000.00
Zimbabwe	UNITED NATIONS DEVELOPMENT PROGRAMME	Management and admin services	57,204.16
UNICEF			
Afghanistan	AFGHAN WINNER LOGISTICS SERVICES	Building and maintenance services	598,123.75
Afghanistan	AFGHAN WINNER LOGISTICS SERVICES	Management and admin services	7,673,673.26
Afghanistan	AFGHANISTAN CENTER FOR EXCELLENCE	Management and admin services	152,939.17
Afghanistan	AFGHANISTAN CENTER FOR TRAINING AND DEVEL	Engineering and research services	101,195.45
Afghanistan	AFGHANISTAN EDUCATION PRODUCTION ORGAN	Published products	157,477.61
Afghanistan	AHMAD SAFI TRANPORT CO	Transportation, storage, mail services	51,529.68
Afghanistan	AINA MEDIA AND CULTURE CENTER	Editorial, design, graphic services	164,000.00
Afghanistan	AINA MEDIA AND CULTURE CENTER	Engineering and research services	153,200.00
Afghanistan	AINA MEDIA AND CULTURE CENTER	Musical instruments and arts and crafts	623,381.11
Afghanistan	ASIX AFGHANISTAN	Engineering and research services	99,529.22
Afghanistan	ASSESS TRANSFORM REACH CONSULTING	Engineering and research services	66,930.00
Afghanistan	ASSESS TRANSFORM REACH CONSULTING	Management and admin services	140,460.44
Afghanistan	ATIQULLAH HUSSAIN KHIL LTD	Structures, construction components	411,635.09
Afghanistan	AURORA CONSULTING SERVICES	Engineering and research services	164,919.20
Afghanistan	AWCC	Engineering and research services	34,195.46
Afghanistan	AZIZI BANK	Financial and insurance services	156,575.94
Afghanistan	BAHADUR SAHEB ZADA LTD	Apparel, luggage and personal care	472,660.74
Afghanistan	BAHADUR SAHEB ZADA LTD	Medical equipment	412,163.05
Afghanistan	BAHADUR SAHEB ZADA LTD	Structures, construction components	1,424,778.31

Location of supplier	Supplier name	Category description	Value (USD)
UNICEF continued			
Afghanistan	BAHAR WAHEED CONSTRUCTION COMPANY	Building and maintenance services	115,728.76
Afghanistan	BAHEER COMPUTER AND PRINTING	Published products	1,858,091.30
Afghanistan	BASIRAT CONSTRUCTION FIRM BCF	Building and maintenance services	599,941.47
Afghanistan	DANISH PRINTING PRESS	Musical instruments and arts and crafts	307,914.05
Afghanistan	DANISH PRINTING PRESS	Published products	1,016,807.24
Afghanistan	DARYUSH EDRISS OPERATIONS AND MAINTENAN	Building and maintenance services	104,008.94
Afghanistan	DYNAMIC VISION	Management and admin services	57,000.00
Afghanistan	ERNST & YOUNG FORD RHODES SIDAT HYDER	Engineering and research services	318,096.30
Afghanistan	ETISALAT AFGHANISTAN	Engineering and research services	49,990.00
Afghanistan	FKH MEDIA	Editorial, design, graphic services	442,201.77
Afghanistan	H AND A MEDIA LLC	Musical instruments and arts and crafts	198,325.25
Afghanistan	HAJJI AHMADULLAH	Management and admin services	72,000.00
Afghanistan	HLB IJAZ TABUSSUM AND CO	Engineering and research services	41,922.74
Afghanistan	IDEAL BASINESS CONCERN SHAIKH	Medical equipment	115,689.73
Afghanistan	IDEAL BASINESS CONCERN SHAIKH	Musical instruments and arts and crafts	114,205.96
Afghanistan	IDG SECURITY (AFGHANISTAN) LTD	Public order and security services	3,775,734.99
Afghanistan	IO GLOBAL SERVICES PVT LTD	Engineering and research services	62,907.17
Afghanistan	KABIR AND ZAK CONSTRUCTION	Editorial, design, graphic services	87,675.01
Afghanistan	KAMYAB INFORMATION TECHNOLOGY SERVI	Engineering and research services	97,132.34
Afghanistan	KOHISTAN ASLI MOTOR	Motor vehicles and parts	1,129,145.82
Afghanistan	LAPCOM INTERNATIONAL CO LTD	IT and communications equipment	142,592.87
Afghanistan	LAPIS LTD	Editorial, design, graphic services	1,569,935.19
Afghanistan	M ARYOUBI STORE	Apparel, luggage and personal care	96,227.27
Afghanistan	MHAWALA MAIN ACCOUNT	Management and admin services	370,143.35
Afghanistan	MOBILE MINI CIRCUS FOR CHILDREN	Editorial, design, graphic services	220,379.94
Afghanistan	MOHAMMAD DAWOOD	Management and admin services	48,948.00
Afghanistan	MOHIYADIN ZADA REHABILITATION	Building and maintenance services	102,607.65
Afghanistan	MOMIN ROYAL LOGISTIC SERVICES COMPA	Tools and general machinery	36,761.88
Afghanistan	NATIONAL FUEL CORPORATION LTD	Fuels and lubricants etc.	200,787.44
Afghanistan	NEW JABEL SARAJ TRANSPORT	Transportation, storage, mail services	329,086.68
Afghanistan	PACT COMMUNICATIONS	Engineering and research services	202,350.00
Afghanistan	ROSHD AFGHAN LOGISTIC SERVICES	Medical equipment	126,340.53
Afghanistan	SALIM JAWID TRANSPORT AND LOGISTICS SERVICI	Travel, food and lodging	56,085.00
Afghanistan	SAYARA LS RESEARCH CSC	Engineering and research services	595,681.87
Afghanistan	SHAKIB NAWID LTD	Apparel, luggage and personal care	377,304.65
Afghanistan	SHAKIB NAWID LTD	Medical equipment	308,688.71
Afghanistan	SHARJAH COMPUTER LTD	IT and communications equipment	31,167.68
Afghanistan	SMART HOUSE LOGISTIC SERVICES	Management and admin services	33,075.84
Afghanistan	SZCRC & CM CO	Building and maintenance services	162,045.48
Afghanistan	TELECOM DEVELOPMENT CO AFGHANISTAN LTD	Engineering and research services	50,997.71
Afghanistan	THREE DABSTER CONSULTANCY COMPANY	Building and maintenance services	43,560.00
Afghanistan	TOYOTA HABIB GULZAR MOTORS LTD	Motor vehicles and parts	122,539.59
Afghanistan	URANOS LTD	Structures, construction components	366,465.32
Afghanistan	YOUNG GENERATION ENGINEERING SERVIC	Building and maintenance services	48,652.21
Afghanistan	YOUSOFE TRANSPORTATION AND TRANSIT	Transportation, storage, mail services	56,138.64
Afghanistan	ZALA EDUCATION & SOCIAL ORGANISATION FOR	Travel, food and lodging	50,323.00
Afghanistan	ZARYAB JAHANI LTD	Office equipment	36,508.63
Afghanistan	ZULARISTAN LTD	Building and maintenance services	848,434.30
Albania	GURTEN SH.P.K.	Management and admin services	80,004.00
Albania	ZHANI SHAPO PF SHAPO CONSULTING	Management and admin services	31,045.31
Algeria	ARABESQUES	Editorial, design, graphic services	169,259.53
Algeria	INSTITUT PASTEUR D'ALGERIE	Pharmaceuticals, contraceptives, vaccines	99,333.08
Algeria	IRIS STUDIO	Editorial, design, graphic services	50,867.54
Algeria	PAPETRIE SARAH	Musical instruments and arts and crafts	32,335.75
Algeria	RACHID CHERRAK	Management and admin services	158,400.00
Algeria	SECUR	Public order and security services	49,148.39
Angola	AL2N-INTEGRATED MANAGEMENT SOLUTIONS LD	Transportation, storage, mail services	123,099.73
Angola	CARISMA-PUBLICACOES-COMERCIAL,LDA	Building and maintenance services	45,531.67
Angola	GESTIREDES, LDA	Engineering and research services	90,846.45
Angola	GUSFRAN LDA	Building and maintenance services	498,451.45
Angola	IMOVIAS URBANISMO E CONSTRUCAO SA	Building and maintenance services	225,230.51
Angola	INSTITUTO NACIONAL DA CRIANCA INAC	Engineering and research services	133,333.36
Angola	INTERNET TECHNOLOGIES ANGOLA	Engineering and research services	63,000.00
Angola	KUEHNE & NAGEL ANGOLA TRANSITARIOS LD	Transportation, storage, mail services	266,686.05
Angola	PAFIL EMPREENDIMENTOS LIMITADA	Management and admin services	50,122.36
Angola	PRICEWATERHOUSECOOPERS	Engineering and research services	31,054.22
Angola	ROCA DAS MANGUEIRAS	Travel, food and lodging	47,371.90
Angola	TIMOTHEUS LDA	Management and admin services	36,033.68
Arab Countries	ABD AL RAHMAN YASEEN & SONS	Building and maintenance services	98,515.88
Arab Countries	ABU FULAN CO FOR GENERAL CONTRACTING	Building and maintenance services	668,477.64
Arab Countries	AL-ABNIA AL HADITHA CO	Building and maintenance services	150,622.04
Arab Countries	AL FARRA BROTHERS CO FOR ENGINEERING & CO	Building and maintenance services	390,906.14
Arab Countries	BIRZEIT UNIVERSITY CENTER FOR CONTINUING ED	Engineering and research services	105,395.00
Arab Countries	BIRZEIT UNIVERSITY INSTITUTE OF LAW	Engineering and research services	66,000.00
Arab Countries	MASOUD & ALI AND PARTNERS CONTRACTING CC	Building and maintenance services	307,502.84
Arab Countries	NASSER EDDIN TRADING GROUP NTG	Tools and general machinery	33,747.77
Arab Countries	PALSOLAR COMPANY FOR MECHANICS AND ENER	Building and maintenance services	792,283.78
Arab Countries	SAID ABU REMEILEH	Management and admin services	154,129.20
Arab Countries	SAQA SKILLS & QUALITY CONSTRUCTION CO	Building and maintenance services	2,647,246.44
Arab Countries	SAQQA AND KHOUDARY CO	Building and maintenance services	73,997.16
Arab Countries	SATARCO CO FOR INDUSTRIAL & GENERA	Tools and general machinery	86,382.86
Arab Countries	TRANSORIENT TRADING COMPANY	Medical equipment	86,667.75
Arab Countries	UNIVERSAL GROUP FOR ENGINEERING & CONSUL	Building and maintenance services	163,416.64
Arab Countries	ZANT CO FOR MEDICAL SUPPLIES & LABS	Medical equipment	79,049.34

Location of supplier	Supplier name	Category description	Value (USD)
UNICEF continued			
Argentina	ACTION TRAVEL	Travel, food and lodging	31,301.32
Argentina	ADECCO SPECIALTIES SA	Management and admin services	79,758.24
Argentina	BASEVICHCREA	Management and admin services	61,443.89
Argentina	BENEFITS SA	Management and admin services	41,718.75
Argentina	CAT TECHNOLOGIES ARGENTINA SA	Management and admin services	564,998.29
Argentina	CONTINENTAL INSTRUMED SRL	Medical equipment	97,781.19
Argentina	EASY CALL SA	Management and admin services	535,405.04
Argentina	ECORACE SA	Management and admin services	44,612.90
Argentina	FACE TO FACE LATAM SA	Management and admin services	1,786,648.50
Argentina	FACULTAD LATINOAMERICANA DE CIENCIAS SOCI	Engineering and research services	177,250.00
Argentina	FACULTAD LATINOAMERICANA DE CIENCIAS SOCI	Management and admin services	57,044.89
Argentina	FOCUS MARKETING DIRECTO SA	Management and admin services	371,779.77
Argentina	FULL MARKETING SA	Management and admin services	186,840.46
Argentina	FUNDACION UNSAM INNOVA	Engineering and research services	72,988.47
Argentina	FUSA PARA LA SALUD INTEGRAL CON	Engineering and research services	64,656.21
Argentina	GESTIVA SA	Management and admin services	51,744.52
Argentina	INTERCAMBIOS AC	Management and admin services	67,576.84
Argentina	KEY MARKETS SRL	Management and admin services	541,482.29
Argentina	LABORATORIO PYAM SA	Laboratory and testing equipment	487,346.90
Argentina	LABORATORIO PYAM SA	Tools and general machinery	1,463,389.00
Argentina	LESSIVER SRL	Building and maintenance services	55,136.22
Argentina	MBC CONSULTORES ASOC. S.A. ARBOLEYA GUILLE	Engineering and research services	31,487.77
Argentina	MUNDIAL SA	Published products	238,235.56
Argentina	NATANDY SA	Management and admin services	278,639.31
Argentina	NOVA INFORMATICA S A	Office equipment	176,387.71
Argentina	ORGANIZACIÓN COORDINADORA	Management and admin services	430,665.21
Argentina	PALERMO EXPRESS SRL	Transportation, storage, mail services	47,123.52
Argentina	PAULA DEL CASTILLO SRL	Management and admin services	181,812.84
Argentina	PROA CONSULTING PARA OSC SA	Management and admin services	1,062,198.37
Argentina	RAPP COLLINS WORLDWIDE SA	Management and admin services	129,787.77
Argentina	REHABILITACION INTEGRAL CORDOBA SA	Management and admin services	63,687.50
Argentina	S.T. PRODUCCIONES SA	Management and admin services	102,170.65
Argentina	SHM FUNDRAISING SRL	Management and admin services	420,087.35
Argentina	SOLUCIONES DE CONTACTO SA	Management and admin services	1,274,178.84
Argentina	TARJETA NARANJA SA	Management and admin services	88,751.19
Argentina	TARJETAS CUYANAS SA	Management and admin services	56,408.01
Argentina	TTS VIAJES SA	Travel, food and lodging	135,019.25
Argentina	UNION SEGURIDAD 24 S A	Public order and security services	52,458.63
Australia	AUSTRALIAN COUNCIL FOR EDUCATIONAL RESEA	Engineering and research services	929,706.50
Australia	BURNET INSTITUTE	Engineering and research services	74,019.07
Australia	CODAN LTD	IT and communications equipment	92,063.37
Australia	INFLUENCE GLOBAL	Engineering and research services	40,030.00
Australia	INTERNATIONAL WATERCENTRE PTY LTD	Management and admin services	156,646.11
Australia	MOLINO STEWART PTY LTD	Management and admin services	133,651.25
Austria	AMEX EXPORT IMPORT GMBH	Medical equipment	353,155.68
Austria	BERUFSFODERUNGSINSTITUT WIEN	Management and admin services	79,599.06
Austria	HYDROPHIL GMBH	Management and admin services	464,240.00
Austria	POSCH AND PARTNER GMBH	Building and maintenance services	150,320.66
Austria	SANDOZ GMBH	Pharmaceuticals, contraceptives, vaccines	2,575,382.75
Bangladesh	AK ENTERPRISE	Building and maintenance services	185,197.56
Bangladesh	ARID CONSTRUCTION	Building and maintenance services	34,803.32
Bangladesh	ASIATIC MARKETING COMMUNICATIONS LTD	Editorial, design, graphic services	350,000.00
Bangladesh	AXIS DESIGN CONSULTANTS LTD	Building and maintenance services	32,927.45
Bangladesh	BEXIMCO PHARMACEUTICALS LIMITED	Pharmaceuticals, contraceptives, vaccines	82,595.58
Bangladesh	BRAC CDM	Travel, food and lodging	44,916.27
Bangladesh	BRAC UNIVERSITY	Engineering and research services	165,470.05
Bangladesh	BUILD ASIA	Building and maintenance services	193,546.56
Bangladesh	CARE BANGLADESH	Management and admin services	106,448.62
Bangladesh	CENTRE FOR INJURY PREVENTION AND	Management and admin services	64,471.83
Bangladesh	CHRISTIAN AID	Management and admin services	35,328.66
Bangladesh	CLEANERS ASSOCIATES	Building and maintenance services	123,989.13
Bangladesh	ELECTRO PROCESS PVT LTD	Office equipment	44,914.81
Bangladesh	ENVIRONMENT & INFRASTRUCTURE MANAGEMEN	Building and maintenance services	154,584.03
Bangladesh	ESKAYEF BANGLADESH LTD	Pharmaceuticals, contraceptives, vaccines	436,899.17
Bangladesh	EXPRESSIONS LTD	Editorial, design, graphic services	238,102.51
Bangladesh	EXPRESSIONS LTD	Travel, food and lodging	84,366.27
Bangladesh	FLORA LTD	Office equipment	60,361.55
Bangladesh	FLORA LTD	Tools and general machinery	41,109.72
Bangladesh	G4S SECURE SOLUTIONS BANGLADESH PVT LTD	Public order and security services	381,365.19
Bangladesh	HELLO RENT A CAR LTD	Travel, food and lodging	36,183.22
Bangladesh	HELVETAS SWISS INTERCOOPERATION	Engineering and research services	482,865.92
Bangladesh	HEMA ENTERPRISES	Management and admin services	43,656.53
Bangladesh	JAHAN ENTERPRISE	Tools and general machinery	212,638.16
Bangladesh	LINK3 TECHNOLOGIES LTD	Engineering and research services	49,769.47
Bangladesh	MAASCOM	Editorial, design, graphic services	119,707.40
Bangladesh	MODERN GRAPHICS STATIONERY SUPPLY	Musical instruments and arts and crafts	659,701.08
Bangladesh	MODERN GRAPHICS STATIONERY SUPPLY	Tools and general machinery	403,914.47
Bangladesh	MPOWER SOCIAL ENTERPRISES LTD	Engineering and research services	41,301.90
Bangladesh	NITOL MOTORS LTD	Tools and general machinery	103,190.14
Bangladesh	PAVEL POLYTHINE INDUSTRIES	Tools and general machinery	40,870.44
Bangladesh	PRINCE TRADE INTERNATIONAL	Musical instruments and arts and crafts	39,742.56
Bangladesh	RANGPUR METAL INDUSTRIES LIMITED UN	Tools and general machinery	86,468.17
Bangladesh	RENATA LTD	Medical equipment	2,272,474.06
Bangladesh	RENATA LTD	Pharmaceuticals, contraceptives, vaccines	796,903.24

Location of supplier	Supplier name	Category description	Value (USD)
UNICEF continued			
Bangladesh	ROHAN FASHION	Medical equipment	170,891.62
Bangladesh	ROHAN FASHION	Musical instruments and arts and crafts	124,430.30
Bangladesh	RUPOSHI BANGLA HOTEL	Management and admin services	466,605.35
Bangladesh	SHERPA POWER ENGINEERING LTD	IT and communications equipment	245,874.95
Bangladesh	SQUARE PHARMACEUTICALS LTD	Pharmaceuticals, contraceptives, vaccines	143,520.00
Bangladesh	SURCH	Engineering and research services	55,324.01
Bangladesh	TWISTER MEDIA TECHNOLOGY BD PVT LTD	Editorial, design, graphic services	79,999.99
Belarus	BELARUSIAN STATE PEDAGOGICAL UNIVER	Management and admin services	34,215.00
Belarus	DIPSERVICE STATE INSTITUTION THE OF	Management and admin services	33,167.99
Belarus	RT PROJECTS	Engineering and research services	113,050.00
Belgium	ALPINTER SA NV	Apparel, luggage and personal care	751,565.84
Belgium	ALPINTER SA NV	Structures, construction components	2,014,950.00
Belgium	ALPINTER SA NV	Tools and general machinery	306,494.51
Belgium	BECTON DICKINSON INTERNATIONAL	Medical equipment	5,214,772.49
Belgium	BIEF	Management and admin services	44,358.00
Belgium	BLUESQUARE	Management and admin services	170,000.00
Belgium	BOLLORÉ LOGISTICS BELGIUM NV	Transportation, storage, mail services	2,647,711.00
Belgium	GL EVENTS BRUSSELS SA	Editorial, design, graphic services	31,000.00
Belgium	GLAXOSMITHKLINE BIOLOGICALS SA	Pharmaceuticals, contraceptives, vaccines	414,273,103.62
Belgium	HAPPYFORMANCE	Management and admin services	78,640.00
Belgium	HEALTH RESEARCH FOR ACTION (HERA)	Management and admin services	67,829.00
Belgium	JANSSEN PHARMACEUTICA NV	Pharmaceuticals, contraceptives, vaccines	1,358,093.84
Belgium	MICHIELS FABRIEKEN NV	Medical equipment	1,497,853.15
Belgium	MSF SUPPLY SCRL-CV	Medical equipment	817,615.02
Belgium	MSF SUPPLY SCRL-CV	Pharmaceuticals, contraceptives, vaccines	93,335.40
Belgium	PRECISION DYNAMICS EUROPE SPRL.	Medical equipment	33,007.60
Belgium	PURNA PHARMACEUTICALS NV	Pharmaceuticals, contraceptives, vaccines	1,356,907.41
Belgium	REFRITEC BVBA	Medical equipment	55,222.30
Belgium	SITA	Engineering and research services	83,704.65
Belgium	SOCIAL POLICY RESEARCH INSTITUTE	Engineering and research services	58,094.01
Belgium	TRANSTEC NA	Engineering and research services	428,559.45
Benin	AGENCE DE MÉDECINE PRÉVENTIVE	Management and admin services	122,054.86
Benin	BONES GROUPE	Building and maintenance services	62,460.85
Benin	COSMOS CONSULTING SARL	Engineering and research services	183,454.51
Benin	EAPHY SARL	Musical instruments and arts and crafts	41,943.24
Benin	ENTREPRISE GTB	Building and maintenance services	67,145.42
Benin	ETENOC BTP	Building and maintenance services	59,337.81
Benin	ETS SAFA GROUP	Engineering and research services	58,519.80
Benin	GIE VACCILOG	Management and admin services	114,375.42
Benin	INTER-CON	Public order and security services	34,038.85
Benin	MATEC LTD/MATEC LTD	Building and maintenance services	62,460.85
Benin	MEDA CONSEILS SARL	Engineering and research services	112,044.51
Benin	PRIME MEDIA COMPANY BENIN SARL	Editorial, design, graphic services	76,696.36
Benin	YESSOUFOU ABIBA	Management and admin services	34,711.58
Bolivia (Plurinational State of)	CONSULTORIA INTERNACIONAL	Engineering and research services	34,587.55
Bolivia (Plurinational State of)	EMPRESA CONSULTORA AMPARAS SRL	Management and admin services	40,003.18
Bolivia (Plurinational State of)	GERENSSA SRL. MARCO ANTONIO VILLARROEL PE	Engineering and research services	30,205.04
Bolivia (Plurinational State of)	SAXGR SRL BOLIVIA	Engineering and research services	49,000.00
Bolivia (Plurinational State of)	SERVICIOS PROFESIONALES EN CIENCIAS	Management and admin services	56,519.78
Bolivia (Plurinational State of)	SOCIEDAD COMERCIAL JUAN BAUTISTA LTDA	Tools and general machinery	48,625.18
Bolivia (Plurinational State of)	TICS EMPRESARIAL AGENCIA EN COMUN	Engineering and research services	30,071.49
Bosnia and Herzegovina	LUCID LINX DOO	Management and admin services	77,885.06
Botswana	DEVON INVESTMENTS (PTY) LTD DEVON INVESTM	Management and admin services	73,675.13
Botswana	JOINT MINDS CONSULT	Engineering and research services	208,982.10
Botswana	RESEARCH 4 RESULTS PTY LTD	Engineering and research services	96,700.39
Botswana	SUBARU BOTSWANA PTY LTD	Tools and general machinery	36,083.24
Brazil	APPCO GROUP BRAZIL	Management and admin services	278,868.92
Brazil	ATITUDE TERCEIRIZACAO E SERVICOS EI	Building and maintenance services	34,761.99
Brazil	BIO MANGUINHOS	Pharmaceuticals, contraceptives, vaccines	188,554.50
Brazil	BY SIDE FACE TO FACE SERVICOS ADMINISTRATIV(	Management and admin services	663,404.71
Brazil	CORTEX INTELLIGENCE TECNOLOGIA LTD	Engineering and research services	42,334.28
Brazil	DATAFOLHA INSTITUTO DE PESQUISAS LT	Engineering and research services	52,861.74
Brazil	ESTILO TELEMARKETING E CONSULTORIA LTDA	Management and admin services	1,880,782.42
Brazil	ILHASOFT TECNOLOGIA DA INFORMAÇÃO LTDA	Management and admin services	88,745.00
Brazil	MIDIA 123 SERVICOS DE PUBLICIDADE VIA INTERN	Management and admin services	138,025.22
Brazil	MOVE AVALIACAO E ESTRATEGIA D SOCIA	Management and admin services	70,000.69
Brazil	SOLLO BRASIL SERVICOS DE CALL CENTER	Management and admin services	412,531.48
Brazil	TALLER LTDA	Engineering and research services	40,688.38
Brazil	VISAO ADMINISTRACAO E CONSTRUCAO LT CNPJ:	Building and maintenance services	65,876.22
Bulgaria	GLOBAL FILMS LTD	Management and admin services	66,372.16
Burkina Faso	ACMNF	Office equipment	31,092.42
Burkina Faso	AMD	Engineering and research services	65,141.47
Burkina Faso	B E R A	Engineering and research services	31,503.78
Burkina Faso	CABINET A.C.I.D SA	Engineering and research services	62,184.85
Burkina Faso	CENTRE D'INFORMATION, DE FORMATION	Engineering and research services	34,177.44
Burkina Faso	CENTRE MURAZ	Engineering and research services	149,940.00
Burkina Faso	COURTAGE INTERNATIONAL SARL	Transportation, storage, mail services	30,134.92
Burkina Faso	EGCE SARL	Building and maintenance services	220,658.38
Burkina Faso	ENG ENTREPRISE NOUVELLE	Building and maintenance services	185,727.58
Burkina Faso	ENTREPRISE DE CONSTRUCTION G&F	Building and maintenance services	220,342.46
Burkina Faso	ENTREPRISE DE GARDIENNAGE	Public order and security services	108,863.15
Burkina Faso	ENTREPRISE GÉNÉRALE DE SERVICES HYDRAULIQU	Building and maintenance services	161,277.02
Burkina Faso	ETS SANFO HADARE ET FRERES	Building and maintenance services	159,189.17
Burkina Faso	G S I E BURKINA	Editorial, design, graphic services	40,092.71

Location of supplier	Supplier name	Category description	Value (USD)
UNICEF continued			
Burkina Faso	GENEDIS BURKINA SARL	Tools and general machinery	85,238.92
Burkina Faso	GENERAL PRESTATION ET SERVICE	Building and maintenance services	154,458.71
Burkina Faso	GESEB SAS	Building and maintenance services	214,243.26
Burkina Faso	GETIA INTERNATIONAL SARL	Building and maintenance services	77,591.83
Burkina Faso	HYDRASS BURKINA	Building and maintenance services	248,178.41
Burkina Faso	IMPRIMERIE LES PRESSES AFRICAINES	Musical instruments and arts and crafts	34,819.20
Burkina Faso	INNOFASO SA	Medical equipment	2,421,967.85
Burkina Faso	ISSP PROJET DE RECHERCHE	Engineering and research services	159,443.74
Burkina Faso	RAYON MULTI SERVICES	Motor vehicles and parts	36,698.02
Burkina Faso	SAAT SA	Building and maintenance services	88,587.37
Burkina Faso	SOCIÉTÉ D'ETUDES ET DE RECHERCHE EN SANTÉ F	Engineering and research services	45,765.59
Burkina Faso	SOCIÉTÉ SPORPUB INTERNATIONAL	Editorial, design, graphic services	46,169.04
Burkina Faso	SOGLI PANGUEBA MOHAMED	Management and admin services	164,701.46
Burkina Faso	SONACEB SA	Tools and general machinery	46,671.44
Burkina Faso	SOPRES SARL	Building and maintenance services	84,940.81
Burkina Faso	TEMBALK SARL	Building and maintenance services	171,624.10
Burkina Faso	TEMFOR	Building and maintenance services	205,937.22
Burkina Faso	TICANALYSE	Engineering and research services	35,212.03
Burundi	AGE TECH	Engineering and research services	35,000.00
Burundi	AUTOTECH	Management and admin services	111,432.17
Burundi	B.G.B.S SOLUTIONS	Tools and general machinery	31,688.98
Burundi	BEGEC	Building and maintenance services	64,779.05
Burundi	BOLLORÉ AFRICA LOGISTICS	Transportation, storage, mail services	280,843.20
Burundi	BURUNDI CLEANING COMPANY	Building and maintenance services	85,737.88
Burundi	CAMEBU	Transportation, storage, mail services	52,568.87
Burundi	CBINET	Engineering and research services	32,617.41
Burundi	CHALK CHAIN ENTERPRISE	Musical instruments and arts and crafts	31,482.02
Burundi	ECODIC	Building and maintenance services	182,215.63
Burundi	INTERPETROL	Fuels and lubricants etc.	61,014.18
Burundi	MAISON ELECTRO XEROGRAPHIC MEX	Published products	159,706.07
Burundi	NZIRAGUHINDWA JEAN PIERRE	Transportation, storage, mail services	50,756.95
Burundi	PROGIMMO S.A	Management and admin services	575,328.00
Burundi	SAVONOR SARL	Tools and general machinery	118,005.56
Burundi	SEC	Building and maintenance services	88,946.74
Burundi	SOCIETE D ETUDES MATERIAUX ET	Building and maintenance services	83,027.85
Burundi	TRAMWEX	Travel, food and lodging	107,984.68
Cambodia	HONGKONG LAND PREMIUM INVESTMENTS	Management and admin services	212,990.00
Cambodia	KIMSE LEE SERVICES CO LTD	Office equipment	31,400.00
Cambodia	TE AIK HONG OFFICE MACHINES	Office equipment	35,840.00
Cameroon	AFRONET INTERNATIONAL SARL	Building and maintenance services	149,659.42
Cameroon	ALPHA BTP	Building and maintenance services	92,600.69
Cameroon	CABINET D'ETUDES EN EDUCATION ET DEVELOPP	Engineering and research services	30,347.68
Cameroon	CENTRE D ETUDES ET DE	Engineering and research services	56,562.17
Cameroon	DAMCO	Tools and general machinery	97,520.73
Cameroon	DAMCO	Transportation, storage, mail services	150,133.68
Cameroon	DELOITTE AND TOUCHE	Management and admin services	36,942.61
Cameroon	EBGC SARL	Building and maintenance services	62,070.69
Cameroon	ETS BILL	Building and maintenance services	59,377.06
Cameroon	ETS PACIFIC ACTION	Building and maintenance services	32,918.93
Cameroon	HYDRO CONSULTING	Engineering and research services	230,376.58
Cameroon	MAISON DU PLASTIC	Tools and general machinery	48,794.37
Cameroon	MIRE WORLD	Office equipment	36,351.81
Cameroon	MISTER CLEAN	Building and maintenance services	37,964.99
Cameroon	NOUVELLE DYNAMIQUE POUR LE DEVELOPP	Engineering and research services	66,711.31
Cameroon	RELIANCE PLUS	IT and communications equipment	36,447.16
Cameroon	S.C.I. PONTY	Management and admin services	57,433.67
Cameroon	SEQUESTRE SCIFR / SUCESSION FEU KAM JACQUES	Building and maintenance services	35,192.04
Cameroon	SOC. CAMEROUNAISE DE RAFFI. MAYA & CO SA	Tools and general machinery	37,584.16
Cameroon	SOFT MANAGE PAPERS	Musical instruments and arts and crafts	78,121.64
Cameroon	TRANSIMEX SA	Tools and general machinery	39,804.36
Cameroon	ULTIMATE SOLUTION	Building and maintenance services	94,771.47
Cameroon	UNIVERSAL CONSULTING	Engineering and research services	44,927.28
Cameroon	WAANDA STOUDIO	Editorial, design, graphic services	32,565.11
Canada	ACCUCAPS INDUSTRIES LTD	Pharmaceuticals, contraceptives, vaccines	837,004.00
Canada	COLLIGO NETWORKS INC	Office equipment	49,248.00
Canada	CONSOL GIVING INC	Management and admin services	132,000.00
Canada	CONSORTIUM INTER. DE DÉV. EN ÉDUC.	Engineering and research services	188,000.00
Canada	CUSTOMER EXPRESSIONS CORPORATION	Management and admin services	45,900.00
Canada	DUNDEX	Management and admin services	1,337,508.56
Canada	ELLICOM	Editorial, design, graphic services	56,350.00
Canada	ELLICOM	Management and admin services	180,457.40
Canada	ENVIROGARD PRODUCTS LTD	Tools and general machinery	84,966.28
Canada	GOSS GILROY INC	Engineering and research services	131,132.80
Canada	HOOTSUITE MEDIA INC	Editorial, design, graphic services	85,257.48
Canada	IAN C DAVIES CONSEIL INC	Engineering and research services	69,925.00
Canada	IDEA INTERNATIONAL INSTITUTE	Management and admin services	39,988.00
Canada	INTERNATIONAL CENTRE FOR DISABILITY	Management and admin services	160,000.00
Canada	INTERVAX	Pharmaceuticals, contraceptives, vaccines	5,129,235.00
Canada	LE GROUPE-CONSEIL BAASTEL ITÉE	Engineering and research services	463,963.00
Canada	LE GROUPE-CONSEIL BAASTEL ITÉE	Management and admin services	59,850.00
Canada	NORTHERN LIGHTS DIRECT INC	Management and admin services	344,000.00
Canada	NUTRICORP INTERNATIONAL	Pharmaceuticals, contraceptives, vaccines	822,164.64
Canada	OPEN TEXT CORP	Office equipment	153,993.28
Canada	R. J. BURNSIDE INT LTD	Engineering and research services	450,000.00

Location of supplier	Supplier name	Category description	Value (USD)
UNICEF continued			
Canada	SANDBOX LA BOITE A FILMS INC	Editorial, design, graphic services	51,780.00
Canada	STUDIO JAYWALL	Management and admin services	34,011.63
Canada	THE MICRONUTRIENT PROJECT	Engineering and research services	283,500.00
Canada	THE MICRONUTRIENT PROJECT	Management and admin services	186,424.00
Canada	UNIVERSALIA MANAGEMENT GROUP	Engineering and research services	50,438.25
Central African Republic	ALPHA CONSTRUCTIONS	Building and maintenance services	38,968.62
Central African Republic	BOLLORÉ AFRICA LOGISTICS CENTRAFRIQUE	Transportation, storage, mail services	34,003.18
Central African Republic	CHINA GEO ENGINEERING CORPORATION	Building and maintenance services	88,444.62
Central African Republic	COLALU	Structures, construction components	432,267.81
Central African Republic	ETOILE DU MATIN	Medical equipment	32,277.50
Central African Republic	FOX SECURITÉ PRIVÉE	Public order and security services	112,210.22
Central African Republic	GEBO IMMOBILIER	Building and maintenance services	52,508.79
Central African Republic	GEBO IMMOBILIER	Management and admin services	55,838.29
Central African Republic	GROUPE SYLVA SARL	Building and maintenance services	38,647.88
Central African Republic	GROUPE SYLVA SARL	Office equipment	83,172.48
Central African Republic	GSM CONSTRUCTION SARL	Building and maintenance services	104,004.72
Central African Republic	KWA NA KWA	Office equipment	44,150.52
Central African Republic	POWER'S SÉCURITÉ	Public order and security services	33,561.11
Central African Republic	SIAD-CENTRAFRIQUE S.A	Building and maintenance services	377,798.01
Central African Republic	SUPER MARCHE RAYAN IMPORT-EXPORT	Tools and general machinery	38,170.52
Central African Republic	T BANGUI CONSULTING	Management and admin services	117,183.50
Chad	AFI SCO AFRIQUE INGENIERIE	Building and maintenance services	68,707.72
Chad	AFRIBIZ HOLDING	Building and maintenance services	261,285.39
Chad	AL-NAIM	Building and maintenance services	70,218.72
Chad	AL NADJMA	Building and maintenance services	287,060.97
Chad	ALME SAFI	Building and maintenance services	62,961.01
Chad	BATIFOR-MEN N'DJAMENA	Tools and general machinery	32,735.53
Chad	BETCAS SARL	Building and maintenance services	55,645.49
Chad	BUREAU D INGIENERIE SOCIALE ET D	Building and maintenance services	67,714.05
Chad	CENTRE D ETUDE ET DE RECHERCHE POUR	Engineering and research services	77,354.30
Chad	CFAO MOTORS	Motor vehicles and parts	232,798.69
Chad	CHINA GEO-ENGINEERING CORP INT.	Building and maintenance services	140,902.92
Chad	CYCLO TCHAD	Musical instruments and arts and crafts	65,491.77
Chad	EMERGENCY CRISIS RESPONSE PROGRAMME	Building and maintenance services	494,995.03
Chad	ENTERPRISE AL GAZAL	Building and maintenance services	31,779.39
Chad	ENTERPRISE BABALKHER SARL	Building and maintenance services	232,735.02
Chad	ENTREPRISE AB-DERWE	Transportation, storage, mail services	137,542.47
Chad	ENTREPRISE AL NAHDA	Building and maintenance services	164,296.10
Chad	ENTREPRISE DE CONSTRUCTION & ENTRETIEN	Building and maintenance services	619,097.54
Chad	ENTSE DE CONST BAT TP MAM	Building and maintenance services	85,944.89
Chad	ESICSO SARL	Building and maintenance services	380,126.02
Chad	ETABLISSEMENT FILS DJAMBO SARL	Travel, food and lodging	145,804.19
Chad	ETOILE DE VILLE	Building and maintenance services	517,761.92
Chad	ETS ABOUNGATO	Building and maintenance services	61,236.07
Chad	ETS BRAHIM SALISSOU	Tools and general machinery	43,508.30
Chad	GARANTIE SECURITE PRIVEE	Building and maintenance services	213,386.25
Chad	GENETEC SOCIÉTÉ	Building and maintenance services	64,198.93
Chad	HAMAMA COMMERCIAL	Tools and general machinery	31,022.22
Chad	ILLUSTRATOR SERVICE	Published products	33,312.46
Chad	MALACK SARL	Building and maintenance services	162,625.47
Chad	MALACK SARL	Management and admin services	95,408.03
Chad	NECOBAG	Building and maintenance services	503,139.65
Chad	RISAY INTERNATIONAL COMPAGNIE TCHAD	Published products	72,732.20
Chad	SACTP SOCIETE AFRICAINE DE COMMERCE	Building and maintenance services	40,912.07
Chad	SANIMEX	Management and admin services	95,255.54
Chad	SARL INGENIERIE DESIGN CONSTRUCTION	Building and maintenance services	61,805.07
Chad	SCI WOURI LES RESIDENCES WOURI	Management and admin services	349,692.37
Chad	SDFC(SOCIETÉ DE DEVELOPPEMENT	Building and maintenance services	68,702.48
Chad	SERVICE D'INGIENERIE D'ARCHITECTURE	Building and maintenance services	36,626.67
Chad	SERVICE D ETUDES ET CONTROLE	Building and maintenance services	64,606.58
Chad	SOCIÉTÉ CHALAL	Building and maintenance services	83,219.57
Chad	SOCIETE GLOBAL BUSINESS VISION	Building and maintenance services	203,997.79
Chad	STAT	Transportation, storage, mail services	159,838.96
Chad	ZEBTA CONSULTING	Engineering and research services	32,630.48
Chile	COMPUTER GENERATED SOLUTIONS CHILE	Engineering and research services	48,913.04
Chile	CONSTRUCTORA WL LTDA	Building and maintenance services	711,972.15
Chile	ESTUDIOS Y CONSULTORÍAS FOCUS LTDA.	Engineering and research services	44,228.93
Chile	FERNANDO MAYER SA	Office equipment	75,218.96
Chile	FSC CHILE SA	Engineering and research services	48,563.72
Chile	PROA CHILE SPA	Management and admin services	477,774.75
Chile	UNIVERSIDAD DE LA FRONTERA	Engineering and research services	39,745.63
Chile	UNIVERSIDAD DIEGO PORTALES	Engineering and research services	35,000.00
China	A ANDREWS & CO LTD	IT and communications equipment	102,286.50
China	ALIMAMA.COM	Management and admin services	86,638.02
China	ANHUI TIANKANG MEDICAL PRODUCTS CO	Medical equipment	4,094,703.57
China	AUCMA CO LTD	Medical equipment	415,545.00
China	B&F INTERNATIONAL TRADE	Musical instruments and arts and crafts	658,950.72
China	BAIDU.COM TIMES	Management and admin services	309,727.10
China	BEIJING AOJIE DECORATION CO LTD	Building and maintenance services	35,688.60
China	BEIJING CHENGDONG INTERNATIONAL MOD	Tools and general machinery	81,600.00
China	BEIJING DAOKOUDAI TECHNOLOGY CO LTD	Management and admin services	95,650.00
China	BEIJING DDB NEEDHAM ADVERTISING CO LTD	Management and admin services	2,645,082.56
China	BEIJING FU MING HAO TIAN INTERNATIONAL TRAI	Musical instruments and arts and crafts	37,620.00
China	BEIJING GLOBAL LINKS MEDICAL	Medical equipment	32,400.00

Location of supplier	Supplier name	Category description	Value (USD)
UNICEF continued			
China	BEIJING JIAOYUAN CONSTRUCTION CO LT	Building and maintenance services	134,626.04
China	BEIJING SINCERITY LABOUR SERVICE	Building and maintenance services	79,464.42
China	BJ HOUSING SERVICE CORPORATION FOR DIPLOM	Management and admin services	133,994.25
China	CCR CSR (HK) LTD	Management and admin services	58,465.00
China	CHENGDU INSTITUTE OF BIOLOGICAL PRODUCTS	Pharmaceuticals, contraceptives, vaccines	8,274,776.00
China	CHILD FRONTIERS LTD	Engineering and research services	311,595.20
China	CHILD FRONTIERS LTD	Management and admin services	148,671.00
China	CHINA-HAN TECHNICAL DEVELOPMENT CORP	Musical instruments and arts and crafts	438,632.65
China	CHINA ACADEMY OF INFORMATION	Engineering and research services	38,592.85
China	CHINA EDUCATIONAL INSTRUMENT & EQUIPMEN	Musical instruments and arts and crafts	106,860.60
China	CHINA NATIONAL CHILDREN CENTER,	Management and admin services	82,351.23
China	CHINA PETROLEUM PIPELINE MATERIAL A	Medical equipment	65,080.15
China	DANDONG HUAYI ECONOMIC TRADE CORP	Tools and general machinery	148,204.40
China	DANDONG JINHUI TRADE CO LTD	Office equipment	141,560.00
China	DANDONG JINHUI TRADE CO LTD	Tools and general machinery	147,900.00
China	DANDONG ZHONGWEI INDUSTRIAL TRADING COI	Medical equipment	38,673.11
China	DANDONG ZHONGWEI INDUSTRIAL TRADING COI	Tools and general machinery	306,012.80
China	EURO SUISSE INTERNATIONAL LTD	Musical instruments and arts and crafts	31,776.00
China	FAR ASIA CO LTD	Tools and general machinery	33,871.20
China	FUYA TIME ELECTRONICS CO LTD	Building and maintenance services	1,052,434.52
China	G2S CREATIVE WORKSHOP	Management and admin services	47,715.24
China	GEMINI GLOBAL LTD	Musical instruments and arts and crafts	784,700.57
China	GEMINI GLOBAL LTD	Published products	524,795.70
China	GRACIOUS INTERNATIONAL INC.	Management and admin services	36,000.00
China	GUILIN PHARMACEUTICAL CO LTD	Pharmaceuticals, contraceptives, vaccines	5,426,467.69
China	HAIER ELECTRICAL APPLIANCES CORP LTD	Medical equipment	275,000.00
China	HAIER MEDICAL AND LABORATORY PRODUC CO L	Medical equipment	9,719,797.50
China	HAIER MEDICAL AND LABORATORY PRODUC CO L	Transportation, storage, mail services	1,708,672.00
China	HANGZHOU CEREALS OILS & FOODSTUFFS IMPOI	Musical instruments and arts and crafts	1,805,213.15
China	HANGZHOU CEREALS OILS & FOODSTUFFS IMPOI	Published products	1,155,607.56
China	HD HUDSON ASIA LTD	Tools and general machinery	5,577,731.10
China	I2MAGO TECH. INC	Management and admin services	41,631.07
China	INSTITUTE OF PSYCHOLOGY CHINESE ACA	Management and admin services	58,632.02
China	ITI CO (SHANGHAI) LTD	Medical equipment	158,184.00
China	ITI CO (SHANGHAI) LTD	Musical instruments and arts and crafts	169,177.11
China	ITI CO (SHANGHAI) LTD	Published products	164,221.20
China	JIAXING TOPUNION IMPORT AND EXPORT	Apparel, luggage and personal care	187,717.56
China	JINHUA FENGYUN IMP & EXP TRADE CO	Medical equipment	189,100.00
China	JINHUA LONGTAI IMPORT & EXPORT TRADING	Apparel, luggage and personal care	2,223,722.11
China	JINHUA LONGTAI IMPORT & EXPORT TRADING	Musical instruments and arts and crafts	3,299,759.39
China	JINHUA LONGTAI IMPORT & EXPORT TRADING	Office equipment	84,024.00
China	JINHUA LONGTAI IMPORT & EXPORT TRADING	Published products	1,062,451.72
China	MAXLEAF STATIONERY LTD	Musical instruments and arts and crafts	366,486.96
China	MONERAY INTERNATIONAL LTD	Medical equipment	445,707.65
China	NINGBO BINBIN STATIONERY CO LTD	Musical instruments and arts and crafts	464,989.55
China	NORTH CHINA PHARMACEUTICAL CO	Pharmaceuticals, contraceptives, vaccines	1,279,306.65
China	NORTHERN INTERNATIONAL HOLDING CO LTD	Musical instruments and arts and crafts	40,167.94
China	PEAK INTERNATIONAL TRADE (TIANJIN)	Tools and general machinery	41,988.87
China	PIC THIS LTD	Editorial, design, graphic services	58,801.00
China	QINGDAO NARISING INTERNATIONAL TRAD	Medical equipment	1,841,526.22
China	REYOUNG PHARMACEUTICAL CO LTD	Pharmaceuticals, contraceptives, vaccines	4,984,725.15
China	RIZHAO DONGSHENG CARPET CO LTD	Musical instruments and arts and crafts	81,600.00
China	SH WUBIZAN COMMERCIAL CONSULTANCY	Management and admin services	60,716.34
China	SHANGHAI PENTAGONAL MART CO LTD	Tools and general machinery	139,009.50
China	SHANGHAI PENTAGONAL MART CO LTD	Transportation, storage, mail services	125,765.00
China	SHANGHAI VISINN MEDIA CO LTD	Editorial, design, graphic services	39,429.28
China	SHENYANG FOLK ART RESEARCH CO LTD	Editorial, design, graphic services	49,052.06
China	TIANJIN WANTEX IMPORT AND EXPORT	Musical instruments and arts and crafts	449,186.08
China	TIANJIN YORKOOL INTERNATIONAL	Medical equipment	1,529,867.01
China	TOP SOURCES TRADING LTD	Musical instruments and arts and crafts	348,996.64
China	XINJIANG INT. ECON. COOPERATION CORP	Musical instruments and arts and crafts	57,769.90
China	XINYUAN PRIME TECHNOLOGY LTD	Management and admin services	98,912.28
China	YANGZHOU DAINTYBIRD FUNERAL	Medical equipment	33,240.00
China	ZHEJIANG DAJI MEDICAL INSTRUMENTS CO LTD	Medical equipment	47,400.00
China	ZHEJIANG HUIMEI INDUSTRY AND	Office equipment	73,256.84
China	ZHEJIANG MEDICINES & HEALTH	Medical equipment	109,140.00
Colombia	21 CAPITAL MANAGEMENT SAS	Management and admin services	510,551.39
Colombia	BECALL OUTSOURCING SAS	Management and admin services	48,582.79
Colombia	CORPORACION SOMOS MAS	Engineering and research services	87,470.85
Colombia	ECONOMETRIA SA	Engineering and research services	1,309,976.00
Colombia	EDIFICIO BANCO CAJA SOCIAL	Financial and insurance services	89,628.20
Colombia	EDITORIAL NOMOS SA	Editorial, design, graphic services	37,492.00
Colombia	ERGOFITNESS SAS	Management and admin services	184,476.16
Colombia	GLOBAL FUNDRAISING SAS	Management and admin services	97,317.91
Colombia	INTERNATIONAL FUNDRAISING COLOMBIA SAS	Management and admin services	988,895.50
Colombia	IVOLUCION	Management and admin services	116,700.00
Colombia	NETBANGERS	Management and admin services	104,296.47
Colombia	NUEVAS EDICIONES SA	Editorial, design, graphic services	131,129.62
Colombia	NUTRICIA COLOMBIA LTDA	Medical equipment	41,580.00
Colombia	PHD COLOMBIA SAS	Management and admin services	190,555.94
Colombia	PROYECTOS Y CONSTRUCCIONES CUELLAR	Building and maintenance services	37,487.58
Colombia	RAVESS COLOMBIA SAS	Management and admin services	36,758.72
Colombia	SISTEMAS HUMANOS SAS	Management and admin services	35,546.63
Colombia	SOMOS SOSTENIBLES SAS	Management and admin services	81,658.87

Location of supplier	Supplier name	Category description	Value (USD)
UNICEF continued			
Colombia	VENTAS Y SERVICIOS SA	Management and admin services	430,406.01
Colombia	YELMO CONFECCIONES EU	Tools and general machinery	105,986.78
Comoros	ECOTEC SARL	Transportation, storage, mail services	103,107.02
Comoros	NETISSE GARE DU NORD MORONI-COULÉE	Building and maintenance services	40,186.58
Comoros	SOCIÉTÉ COMORIENNE DE PRODUCTION DE MATI	Management and admin services	62,876.02
Costa Rica	ANALITICA MARKETING AND CONSULTING	Management and admin services	170,417.61
Costa Rica	CONSULTORA Y DISENO PEDAL SOCIEDAD	Engineering and research services	34,914.37
Costa Rica	HOTELERA BONANZA SA	Travel, food and lodging	30,770.40
Costa Rica	PRODUCCIONES AMI VIDEO SA	Editorial, design, graphic services	30,724.65
Côte d'Ivoire	2TD	Building and maintenance services	81,607.65
Côte d'Ivoire	ABEDA SARL	Building and maintenance services	359,149.19
Côte d'Ivoire	AGK CONSULTING	Management and admin services	47,033.27
Côte d'Ivoire	AK CONSTRUCTIONS	Building and maintenance services	31,427.55
Côte d'Ivoire	ASSOCIATION NOUVELLE PSP CI	Tools and general machinery	93,933.80
Côte d'Ivoire	AUDITEURS ASSOCIES EN AFRIQUE	Management and admin services	44,787.96
Côte d'Ivoire	BATIMENT TRAVAUX PUBLICS	Building and maintenance services	33,965.34
Côte d'Ivoire	BINAIRE	Published products	49,485.51
Côte d'Ivoire	BOLLORÉ AFRICA LOGISTICS CI	Transportation, storage, mail services	1,511,470.99
Côte d'Ivoire	BUREAU IVOIRIEN DE NOUVELLES TECHNO	Building and maintenance services	34,036.29
Côte d'Ivoire	CONSEIL SANTE ET DEVELOPPEMENT SUD	Engineering and research services	91,812.00
Côte d'Ivoire	COTE D'IVOIRE MULTI MEDIA	Engineering and research services	30,826.95
Côte d'Ivoire	DELOITTE COTE D'IVOIRE	Engineering and research services	77,228.00
Côte d'Ivoire	DERIKSA	Building and maintenance services	158,912.65
Côte d'Ivoire	ELINES	Travel, food and lodging	47,226.40
Côte d'Ivoire	ENTREPRISE KABLAN A SIMONE	Building and maintenance services	109,642.39
Côte d'Ivoire	ETCB	Building and maintenance services	33,228.98
Côte d'Ivoire	ETS DREAM MAKER	Office equipment	32,097.94
Côte d'Ivoire	ETS DREAM MAKER	Travel, food and lodging	211,325.89
Côte d'Ivoire	ETS ICBG	Building and maintenance services	32,526.91
Côte d'Ivoire	GENERAL TRAVAUX PUBLICS GTPCI	Building and maintenance services	117,791.88
Côte d'Ivoire	GRAFICA IVOIRE	Musical instruments and arts and crafts	218,102.55
Côte d'Ivoire	GROUP 4 SECURICOR	Public order and security services	116,897.91
Côte d'Ivoire	GROUPE ELIEL	Building and maintenance services	42,043.79
Côte d'Ivoire	HOODA GRAPHICS	Published products	110,687.44
Côte d'Ivoire	IBTP	Building and maintenance services	31,573.96
Côte d'Ivoire	IVOIRE DESIGN	Building and maintenance services	39,132.43
Côte d'Ivoire	MTN CI	Management and admin services	34,423.42
Côte d'Ivoire	N-S2PO (NOUVELLE SOCIETÉ PUBLICITÉ ET PROM	Editorial, design, graphic services	82,118.65
Côte d'Ivoire	N-S2PO (NOUVELLE SOCIETÉ PUBLICITÉ ET PROM	Published products	322,833.21
Côte d'Ivoire	PICA	Editorial, design, graphic services	32,763.04
Côte d'Ivoire	QUICK NET SERVICES	Building and maintenance services	54,575.59
Côte d'Ivoire	ROCKWELL DRILL TECH	Building and maintenance services	56,184.67
Côte d'Ivoire	S TEL	Building and maintenance services	42,754.19
Côte d'Ivoire	SADEGE - STÉ AFRICAINE D'ENTREPRISE	Building and maintenance services	64,042.55
Côte d'Ivoire	SAIRA INTERNATIONAL	Building and maintenance services	252,947.80
Côte d'Ivoire	SEPHY CONSTRUCTION	Building and maintenance services	54,241.35
Côte d'Ivoire	SIPPI INVESTISSEMENT	Musical instruments and arts and crafts	113,786.37
Côte d'Ivoire	SITERM	Building and maintenance services	42,925.90
Côte d'Ivoire	SOCIÉTÉ AFRICAINE DE FORAGES HYDRAULIQUES	Building and maintenance services	437,489.83
Côte d'Ivoire	SOCIETE BETHEL CONSTRUCTION	Building and maintenance services	344,123.92
Côte d'Ivoire	SOCIETE GMS	Building and maintenance services	31,960.12
Côte d'Ivoire	SODERTOUR / HOTEL PRESIDENT	Travel, food and lodging	38,126.27
Côte d'Ivoire	STE GENERALE DES TECHNOLOGIES	Building and maintenance services	47,401.33
Côte d'Ivoire	SUPERNOVA	Published products	36,133.43
Côte d'Ivoire	UNILEVER COTE D'IVOIRE	Tools and general machinery	35,561.23
Côte d'Ivoire	YANN MULTI SERVICE	Building and maintenance services	31,384.09
Croatia	DSR AKTIVAN ZIVOT	Management and admin services	50,759.13
Croatia	EFFECTUS MEDIA DOO	Editorial, design, graphic services	37,551.84
Croatia	JESUIT REFUGEE SERVICE	Management and admin services	52,849.09
Cyprus	CAMP OPERATING GROUP LTD	Building and maintenance services	47,543.40
Cyprus	CAMP OPERATING GROUP LTD	Office equipment	318,050.18
Cyprus	CAMP OPERATING GROUP LTD	Travel, food and lodging	95,452.04
Cyprus	REMEDICA LTD	Pharmaceuticals, contraceptives, vaccines	8,020,614.97
Czechia	PAPIRNY BRNO AS	Musical instruments and arts and crafts	71,533.10
Czechia	SVOS SPOL. S R.O.	Motor vehicles and parts	1,112,327.91
Democratic People's Republic of Korea	HONGKONG MIAOXIN INTERNATIONAL TRADING	Tools and general machinery	71,280.27
Democratic People's Republic of Korea	INDUSTRIAL TECHNOLOGY COMPANY	Musical instruments and arts and crafts	49,931.34
Democratic People's Republic of Korea	KOREA EURASIA TRADING CO	Transportation, storage, mail services	50,062.79
Democratic People's Republic of Korea	SINBONG TRADING CO	Tools and general machinery	74,081.11
Democratic Republic of the Congo	ASPEN CONGO	Engineering and research services	41,748.90
Democratic Republic of the Congo	ASSISTANCE AUX COMMUNAUTES DEMUNIES	Building and maintenance services	109,020.00
Democratic Republic of the Congo	ASSISTANCE GLOBALE POUR L'IDEALE SANTE	Building and maintenance services	222,017.13
Democratic Republic of the Congo	AT SERVICES	Engineering and research services	221,735.15
Democratic Republic of the Congo	BM OFFICE	Building and maintenance services	107,150.00
Democratic Republic of the Congo	BM OFFICE	Engineering and research services	107,150.00
Democratic Republic of the Congo	BOLLORÉ AFRICA LOGISTICS PVA	Transportation, storage, mail services	1,302,067.75
Democratic Republic of the Congo	BRADY PROTECTION INCENDIE	Building and maintenance services	42,327.25
Democratic Republic of the Congo	CAPS ENGINEERING SARL	Building and maintenance services	444,650.00
Democratic Republic of the Congo	CNRD CONSTRUCTION RAPIDE NOTRE DOMAINE	Building and maintenance services	87,680.78
Democratic Republic of the Congo	DELTA PROTECTION	Public order and security services	85,360.00
Democratic Republic of the Congo	DEMATCO SARL	Building and maintenance services	6,420,564.49
Democratic Republic of the Congo	DEVELOPPEMENT PAR LA CONSTRUCTION ET L'AS	Building and maintenance services	125,146.00
Democratic Republic of the Congo	EFET SARL	Building and maintenance services	354,465.00
Democratic Republic of the Congo	ENGEN DRC	Fuels and lubricants etc.	38,454.50

Location of supplier	Supplier name	Category description	Value (USD)
UNICEF continued			
Democratic Republic of the Congo	ENTREPRISE DE GENIE CIVIL ET DE FORAGE	Building and maintenance services	493,798.38
Democratic Republic of the Congo	ETABLISSEMENT LOFILS	Transportation, storage, mail services	2,387,802.41
Democratic Republic of the Congo	ETS SECO MAT	Structures, construction components	35,453.50
Democratic Republic of the Congo	GETRACO	Building and maintenance services	1,234,431.50
Democratic Republic of the Congo	GRAPHIC SYSTEMS	Musical instruments and arts and crafts	31,599.60
Democratic Republic of the Congo	GRAPHIC SYSTEMS	Office equipment	39,196.02
Democratic Republic of the Congo	GRAPHIC SYSTEMS	Published products	37,298.00
Democratic Republic of the Congo	GROUPE SERVICES	Building and maintenance services	100,599.00
Democratic Republic of the Congo	GROUPE TRANSPORT MULTIMODAL	Transportation, storage, mail services	226,009.64
Democratic Republic of the Congo	HASSONS ET FRERES	Medical equipment	157,410.00
Democratic Republic of the Congo	HP GAUFF INGENIEURE GMBH AND CO KG	Building and maintenance services	551,229.99
Democratic Republic of the Congo	HUMANITARIAN SOLUTIONS FOR COUNTRY	Building and maintenance services	196,000.00
Democratic Republic of the Congo	HYDRAULIQUE POUR DEV. RURALE CONGO	Building and maintenance services	369,600.00
Democratic Republic of the Congo	HYDRO DISTRIBUTION EQUIPEMENT DE FORAGE (	Tools and general machinery	100,298.00
Democratic Republic of the Congo	ILUNGA LWANZA	Management and admin services	39,000.00
Democratic Republic of the Congo	IMMOTEX CONGOTEX	Management and admin services	1,129,970.66
Democratic Republic of the Congo	KPMG RDC	Engineering and research services	152,155.00
Democratic Republic of the Congo	M&M CONSULTANTS	Management and admin services	258,251.70
Democratic Republic of the Congo	MAERSK CONGO RDC S.A	Transportation, storage, mail services	121,816.83
Democratic Republic of the Congo	MAISON ML	Medical equipment	49,289.00
Democratic Republic of the Congo	PRADEC - PROGRAMME DE RECHERCHE ET D'APPU	Building and maintenance services	465,100.00
Democratic Republic of the Congo	PRODIMPEX	Management and admin services	69,000.00
Democratic Republic of the Congo	PRODIMPEX	Motor vehicles and parts	598,824.00
Democratic Republic of the Congo	RAGASAT	Engineering and research services	163,400.00
Democratic Republic of the Congo	REGROUPEMENT D'ACTIVITÉS COMMERCIAL KITS	Building and maintenance services	573,945.00
Democratic Republic of the Congo	SECOFIC SARL	Engineering and research services	208,900.00
Democratic Republic of the Congo	SERVICES AIR	Transportation, storage, mail services	795,857.17
Democratic Republic of the Congo	SOCIETE STEFA SARL	Musical instruments and arts and crafts	71,755.20
Democratic Republic of the Congo	SOCIETE STEFA SARL	Tools and general machinery	47,303.79
Democratic Republic of the Congo	SOCIETE TRANSPORT MESSAGERIE KIVU	Transportation, storage, mail services	32,226.00
Democratic Republic of the Congo	SODEICO SPRL	Management and admin services	1,628,371.75
Democratic Republic of the Congo	SONAS KINSHASA	Management and admin services	40,797.25
Democratic Republic of the Congo	SULTANI HOTEL	Travel, food and lodging	119,480.00
Democratic Republic of the Congo	VICTORY TRANSPORT COMPANY (VITRACO)	Transportation, storage, mail services	36,000.00
Democratic Republic of the Congo	VSI AFRIQUE	Building and maintenance services	109,200.00
Denmark	AMBU A/S	Medical equipment	1,260,247.12
Denmark	ATEA A/S	IT and communications equipment	318,780.00
Denmark	ATEA A/S	Office equipment	3,631,386.38
Denmark	BALTIC CONTROL LTD AARHUS	Engineering and research services	50,000.00
Denmark	BOSS CO APS	Office equipment	30,676.86
Denmark	CONCORD CONSULTING	Management and admin services	37,685.00
Denmark	CONVATEC DENMARK APS	Medical equipment	32,500.00
Denmark	COPENHAGEN GLOBAL A/S	Tools and general machinery	415,686.52
Denmark	CORE GROUP APS	Engineering and research services	37,800.00
Denmark	DAMCO INTERNATIONAL A/S	Transportation, storage, mail services	10,889,685.00
Denmark	DANIMEX COMMUNICATION A/S	IT and communications equipment	208,928.10
Denmark	DANISH REFUGEE COUNCIL	Engineering and research services	450,000.00
Denmark	DANOFFICE APS	Office equipment	618,140.00
Denmark	DANSK TRAEMBALLAGE A/S	Tools and general machinery	49,556.53
Denmark	DHL GLOBAL FORWARDING (DENMARK) A/S	Transportation, storage, mail services	1,918,212.00
Denmark	EURO HEALTH GROUP	Engineering and research services	316,041.70
Denmark	FALCK HEALTHCARE A/S	Management and admin services	33,151.55
Denmark	FC MULTISERVICE TOMRER	Building and maintenance services	74,365.23
Denmark	FREEPORT SECURITY APS	Public order and security services	231,542.82
Denmark	FRESENIUS KABI	Pharmaceuticals, contraceptives, vaccines	230,224.32
Denmark	H JESSEN JÜRGENSEN A/S	Medical equipment	121,547.21
Denmark	HEWLETT -PACKARD APS	Engineering and research services	71,865.04
Denmark	JACOBSEN CATERING SERVICE APS	Travel, food and lodging	84,593.95
Denmark	JYTAS PROJEKT III APS	Management and admin services	828,827.12
Denmark	KJAER GROUP A/S	Motor vehicles and parts	663,600.00
Denmark	KJOELLER & KROGH A/S	Building and maintenance services	233,377.50
Denmark	KRONLEIN IMPORT & EXPORT AGENCIES	Medical equipment	570,623.60
Denmark	KUEHNE & NAGEL A/S	Transportation, storage, mail services	29,509,339.40
Denmark	LEADERSHIP FOR HUMANITARIANS APS	Management and admin services	45,145.00
Denmark	LEKAPHARM A/S	Pharmaceuticals, contraceptives, vaccines	904,322.20
Denmark	MARIUS PEDERSEN A/S	Building and maintenance services	34,428.35
Denmark	PANALPINA DENMARK	Transportation, storage, mail services	2,706,117.00
Denmark	PERSONALE-SERVICE HUMANIZER APS	Management and admin services	503,616.51
Denmark	PETER JUSTESEN CO A/S	IT and communications equipment	30,741.82
Denmark	SCAN GLOBAL LOGISTICS A/S	Transportation, storage, mail services	33,228,381.00
Denmark	SELECT SPORT A/S	Musical instruments and arts and crafts	271,878.66
Denmark	STILL DANMARK A/S	Transportation, storage, mail services	252,317.10
Denmark	VESTFROST A/S	Medical equipment	9,999,349.32
Djibouti	DR. HASHIM GAMAL A-SHAMI	Management and admin services	98,902.77
Djibouti	ENTREPRISE DEKSAN	Musical instruments and arts and crafts	163,163.85
Djibouti	STE DJI FU SARL	Public order and security services	85,916.00
Ecuador	CONTRACT WORKPLACES ECUADOR	Building and maintenance services	262,013.31
Ecuador	DATAMALL. CIA. LTDA	Management and admin services	58,542.63
Ecuador	FRADABAN CORP CIA. LTDA	Management and admin services	107,400.17
Ecuador	IMPRENTA MARISCAL	Published products	66,150.00
Ecuador	NEWLOGS NEW LOGISTICS SERVICES CIA	Travel, food and lodging	104,706.72
Egypt	AXEER STUDIO	Management and admin services	31,094.40
Egypt	BEE MEDIA PRODUCTIONS	Editorial, design, graphic services	210,665.46
Egypt	EL ZANATY AND ASSOCIATE (LLC)	Engineering and research services	79,109.67

Location of supplier	Supplier name	Category description	Value (USD)
UNICEF continued			
Egypt	LEADERS FOR COMPUTERS & ELECTRONICS	Office equipment	59,171.75
Egypt	MAZARS MOSTAFA SHAWKI	Engineering and research services	30,440.00
Egypt	QABILA FOR MEDIA PRODUCTION	Editorial, design, graphic services	58,434.03
Egypt	SYSTEMS ENGINEERING OF EGYPT SEE	Medical equipment	67,071.26
El Salvador	ADEPRO SA DE CV	Engineering and research services	188,000.00
Eritrea	RED CROSS SOCIETY OF ERITREA	Management and admin services	140,816.04
Eritrea	WARSA ENTERPRISES PLC	Public order and security services	81,860.22
Estonia	FOUNDATION INNOVE	Engineering and research services	60,631.00
Eswatini	RAM REALTY	Management and admin services	39,992.37
Ethiopia	ABEM INDUSTRIES PLC	Tools and general machinery	337,501.42
Ethiopia	ABH SERVICES PLC	Engineering and research services	811,774.97
Ethiopia	ADIAMAT ETHIOPIA TOUR & TRAVEL AGENCY	Travel, food and lodging	283,927.61
Ethiopia	AFRICA PRINTING PLC	Musical instruments and arts and crafts	81,296.97
Ethiopia	AKAKAS LOGISTICS PLC	Transportation, storage, mail services	154,899.98
Ethiopia	ANM SWISS INDUSTRIES PLC	Tools and general machinery	47,908.62
Ethiopia	ANTE SUPERFINE PROTECTION	Engineering and research services	117,783.02
Ethiopia	ARGON TRADING	Musical instruments and arts and crafts	32,870.79
Ethiopia	ARGON TRADING	Office equipment	162,779.27
Ethiopia	ATLANTIC FREIGHT TRANSPORT	Building and maintenance services	996,913.27
Ethiopia	ATLANTIC FREIGHT TRANSPORT	Transportation, storage, mail services	1,347,326.28
Ethiopia	BAGS FAMILY CONSTRUCTION	Structures, construction components	44,803.48
Ethiopia	BERLOTTUE HOTEL	Travel, food and lodging	30,024.62
Ethiopia	BIRTUKAN TSEGAYE YILMA	Medical equipment	161,900.09
Ethiopia	BOSTON PARTNERS PLC/ KURIFTU RESORT SPA	Travel, food and lodging	96,420.28
Ethiopia	CENTER FOR HEALTH AND DEVELOPMENT	Editorial, design, graphic services	185,566.10
Ethiopia	CENTRAL PRINTING PRESS PLC	Medical equipment	37,424.73
Ethiopia	DAB DEVELOPMENT RESEARCH AND TRAINING PL	Engineering and research services	141,316.22
Ethiopia	DAGA SAINT ESTIFANOS MONASTRY	Management and admin services	36,000.00
Ethiopia	DEBRE BERHAN BLANKET FACTORY PLC	Structures, construction components	52,975.85
Ethiopia	DIRIRSSA ALEMAYEHU BUILDING CONSTRUCTION	Building and maintenance services	73,615.29
Ethiopia	DOUBLE S BUSINESS GROUP	Structures, construction components	682,296.18
Ethiopia	ELIXIR RESEARCH AND CONSULTANCY PLC	Engineering and research services	141,051.49
Ethiopia	ERMIAS MERGIA GENERAL CONTRACTOR	Building and maintenance services	643,820.52
Ethiopia	ETHIO-ASIAN INDUSTRIES PLC	Tools and general machinery	43,119.88
Ethiopia	EXPERTS ACE SARL	Building and maintenance services	47,629.53
Ethiopia	FEDWIN TRANSPORT & CONSTRUCTION CO	Travel, food and lodging	98,224.37
Ethiopia	GIRUM TADESSE	Management and admin services	50,779.44
Ethiopia	GOJO ENGINEERING	Building and maintenance services	780,927.72
Ethiopia	HASET CAR RENTAL AGENCY	Travel, food and lodging	71,675.99
Ethiopia	HELENA SOAP FACTORY	Medical equipment	354,341.20
Ethiopia	HELENA SOAP FACTORY	Office equipment	79,134.57
Ethiopia	HELENA SOAP FACTORY	Tools and general machinery	148,613.36
Ethiopia	HILINA ENRICHED FOODS PLC	Medical equipment	8,024,579.94
Ethiopia	HILTON ADDIS ABABA	Travel, food and lodging	47,930.23
Ethiopia	HYDRO CONSTRUCTION AND ENGINEERING CO L	Building and maintenance services	1,677,089.16
Ethiopia	IDIL TRANSPORT & TRADE PLC	Travel, food and lodging	53,988.46
Ethiopia	ITSC PLC	Management and admin services	39,638.26
Ethiopia	KALUWORKS ETHIOPIA PLC	Medical equipment	36,874.80
Ethiopia	KOTEBE UNIVERSITY COLLEGE	Management and admin services	53,839.00
Ethiopia	LITMUS RESEARCH AND CONSULTANCY PLC	Engineering and research services	50,106.16
Ethiopia	LONADD CONSULTANCY PLC	Management and admin services	2,385,052.75
Ethiopia	MAKY TX TRADING	Office equipment	33,906.65
Ethiopia	MANDHANA INDUSTRIES PLC	Tools and general machinery	621,422.92
Ethiopia	MEKONNEN SEID PRIVATE FREIGHT	Transportation, storage, mail services	873,078.70
Ethiopia	MESERET MEKONNEN PVT ENT	Office equipment	49,075.70
Ethiopia	MINISTRY OF COMMUNICATION AND INFORMATI	Engineering and research services	120,030.00
Ethiopia	MOPIX FILM PRODUCTION	Editorial, design, graphic services	91,549.43
Ethiopia	NEW GENERATION LOGISTICS & HR MANAGEMEN	Management and admin services	309,996.99
Ethiopia	NIGUSSIE FISSEHA REDA GENERAL IMPORT	Management and admin services	152,531.31
Ethiopia	NOBI GENERAL BUSINESS PLC	Office equipment	80,871.23
Ethiopia	NOBI GENERAL BUSINESS PLC	Tools and general machinery	322,493.28
Ethiopia	OMO CAR RENT & TOURS	Travel, food and lodging	104,656.17
Ethiopia	REGION 5 TRANSPORT & CONSTRUCTION	Transportation, storage, mail services	578,000.91
Ethiopia	REGION 5 TRANSPORT & CONSTRUCTION	Travel, food and lodging	1,612,128.28
Ethiopia	REHOBOT PRINTERS PLC	Medical equipment	146,266.35
Ethiopia	RIFT VALLEY WATER TECHNOLOGY PLC	Tools and general machinery	261,600.63
Ethiopia	ROTO TANKS PLC	Tools and general machinery	192,979.47
Ethiopia	SAK BUSINESS & PERSONAL DEVELOPMENT	Management and admin services	2,577,823.01
Ethiopia	SOMALI REGION GUARD LTD ASSOCIA	Management and admin services	63,931.15
Ethiopia	SUB SAHARAN AFRICA RESEARCH & TRAINING CE	Engineering and research services	48,342.77
Ethiopia	TIVOLI TRADING PLC	Travel, food and lodging	37,972.44
Ethiopia	TRUST PROTECTION & PERSONNEL SERVICE PLC	Public order and security services	106,288.46
Ethiopia	TSEMEX GLOBAL ENTERPRISE PLC	Building and maintenance services	91,579.77
Ethiopia	UN ECONOMIC COMMISSION FOR AFRICA	Management and admin services	500,000.04
Ethiopia	VARIETY ELECTRO MECHANICAL ENGINEER	Building and maintenance services	1,227,904.90
Ethiopia	WAGTECH ETHIOPIA	Tools and general machinery	179,923.85
Ethiopia	YIFREDEW ABREHAM BUILDING AND WATER	Building and maintenance services	175,848.97
Ethiopia	YORDANSO BAHIRU MANUFACTURE OF OFFICE A	Structures, construction components	39,765.16
Ethiopia	ZELEMAN PRODUCTION PLC	Editorial, design, graphic services	38,861.46
Fiji	COMMUNICATIONS FIJI LTD	Management and admin services	31,694.95
Fiji	FIJI DEVELOPMENT BANK	Management and admin services	119,755.63
Fiji	SEAWEB PACIFIC	Editorial, design, graphic services	44,757.28
Fiji	SOFITEL FIJI RESORT & SPA	Travel, food and lodging	119,637.39
Fiji	UNIVERSITY OF THE SOUTH PACIFIC	Engineering and research services	74,910.00

Location of supplier	Supplier name	Category description	Value (USD)
UNICEF continued			
Fiji	WILLIAMS GOSLING LTD	Transportation, storage, mail services	90,772.40
Fiji	YEE'S COLD STORAGE SEAFOOD LTD	Transportation, storage, mail services	40,000.00
Finland	IMAGE WEAR OY	Medical equipment	53,436.97
Finland	NAPS SOLAR SYSTEMS OY	IT and communications equipment	1,716,491.49
Finland	PA-HU OY	Medical equipment	595,219.02
Finland	PORKKA FINLAND OY	Medical equipment	910,413.44
Finland	PORKKA FINLAND OY	Transportation, storage, mail services	87,950.73
Finland	SADEMAN OY	Medical equipment	32,165.90
France	APELEM GROUPE DMS	Medical equipment	77,603.56
France	CAYAMBE PARTNERS	Engineering and research services	285,357.47
France	CENTRE INTERNATIONAL	Engineering and research services	394,388.63
France	CEPHEID HBDC	Medical equipment	797,700.00
France	CIVI.POL CONSEIL	Engineering and research services	45,308.79
France	CREATE	Management and admin services	60,000.00
France	CTT CONSULTANTS TECHNOLGIE	Musical instruments and arts and crafts	50,391.94
France	G FERON E DE CLEBSATTEL SA	Apparel, luggage and personal care	1,032,802.67
France	HUMENSIS	Published products	951,796.00
France	HYDROCONSEIL	Building and maintenance services	58,692.64
France	HYDROCONSEIL	Engineering and research services	836,903.13
France	HYDROCONSEIL	Management and admin services	48,873.46
France	IEC TELECOM	Engineering and research services	100,849.23
France	IEC TELECOM	IT and communications equipment	72,685.00
France	INSTITUT BIOFORCE DÉVELOPPEMENT	Management and admin services	66,712.17
France	INTERNATIONAL SOS (ASSISTANCE) S.A.	Transportation, storage, mail services	37,375.00
France	LABARONNE-CITAF SAS	Tools and general machinery	117,598.50
France	LABORATOIRE RENAUDIN	Pharmaceuticals, contraceptives, vaccines	1,500,460.79
France	MILLIPORE	Tools and general machinery	236,431.33
France	MK INTERNATIONAL CONSULTING	Management and admin services	30,325.00
France	NUTRISET SAS	Medical equipment	64,139,062.58
France	NUTRISET SAS	Pharmaceuticals, contraceptives, vaccines	565,338.54
France	PREZIOSO LINJEBYGG	Building and maintenance services	55,688.34
France	PRONAL SA	Tools and general machinery	63,997.64
France	PROSPECTIVE COOPERATION	Engineering and research services	125,470.99
France	QUALÉ	Engineering and research services	139,800.00
France	RENAULT TRUCKS	Tools and general machinery	946,964.16
France	RIGHTS ON	Management and admin services	34,245.28
France	SANOFI PASTEUR	Pharmaceuticals, contraceptives, vaccines	96,740,610.28
France	SANOFI WINTHROP INDUSTRIE	Pharmaceuticals, contraceptives, vaccines	1,986,882.50
France	SAVONNERIE DE L'ATLANTIQUE	Tools and general machinery	64,252.73
France	SOCIÉTÉ CIVILE LE VIF DU SUJET	Engineering and research services	201,082.00
France	SOCIÉTÉ EDITRICE DU MONDE	Engineering and research services	48,076.92
France	SOFIP EXPORT	Musical instruments and arts and crafts	74,041.81
France	SOFIP EXPORT	Office equipment	140,981.23
France	SOFRECO	Engineering and research services	253,534.00
France	VERGNET HYDRO	Tools and general machinery	1,004,229.83
France	ZHENDRE SA	Medical equipment	940,878.90
Gambia	NACCUG	Financial and insurance services	96,581.04
Georgia	LTD ACT	Engineering and research services	44,777.15
Georgia	TEGETA MOTORS LTD	Tools and general machinery	34,800.00
Georgia	THE UNIVERSAL CONSULTING	Management and admin services	84,085.72
Georgia	TOP STORE LTD	Office equipment	30,197.85
Germany	ASANTYS SYSTEMS GMBH	Tools and general machinery	218,018.94
Germany	B BRAUN MELSUNGEN AG	Pharmaceuticals, contraceptives, vaccines	131,797.09
Germany	BIOANALYT	Medical equipment	56,395.97
Germany	CHEMPATEX MEDIZINISCHE	Medical equipment	1,407,448.44
Germany	DACH SCHUTZBEKLEIDUNG GMBH & CO KG	Medical equipment	38,311.98
Germany	DGFPI EV	Management and admin services	386,669.45
Germany	FARMINGTONS AUTOMOTIVE GMBH	Motor vehicles and parts	500,236.00
Germany	FARMINGTONS AUTOMOTIVE GMBH	Tools and general machinery	372,100.00
Germany	FLEISCHHACKER GMBH & CO KG	Medical equipment	2,043,316.21
Germany	GFA CONSULTING GROUP GMBH	Management and admin services	32,007.00
Germany	GLORIA HUG GMBH	Tools and general machinery	74,482.37
Germany	GWE PUMPENBOESE GMBH	Tools and general machinery	54,051.25
Germany	HEALTH FOCUS GMBH	Engineering and research services	88,128.00
Germany	HENKE-SASS WOLF GMBH	Medical equipment	32,021.50
Germany	HUMAN GMBH	Medical equipment	44,728.41
Germany	HYSERVE GMBH & CO KG	Tools and general machinery	38,701.92
Germany	INFORMATION MULTIMEDIA COMMUNICATION	Management and admin services	197,937.86
Germany	KBI KUNSTSTOFFBEUTEL PRODUKTIONS GMBH &	Pharmaceuticals, contraceptives, vaccines	2,710,449.85
Germany	KD MEDICAL GMBH HOSPITAL PRODUCTS	Medical equipment	4,308,622.99
Germany	LOMAPHARM RUDOLF LOHMANN GMBH KG	Pharmaceuticals, contraceptives, vaccines	12,038,494.11
Germany	M. SCHILLING GMBH	Medical equipment	35,100.00
Germany	MANNHEIMER ZENTRUM FUR EVALUATION	Engineering and research services	416,943.99
Germany	MAYCOACH & CO	Management and admin services	410,750.84
Germany	MP BIOMEDICALS GERMANY GMBH	Medical equipment	138,745.80
Germany	PONS GMBH	Musical instruments and arts and crafts	63,444.34
Germany	PROMENS PACKAGING GMBH	Tools and general machinery	1,520,717.92
Germany	ROTEXMEDICA GMBH	Pharmaceuticals, contraceptives, vaccines	89,138.81
Germany	SECA GMBH & CO KG	Medical equipment	6,420,640.33
Germany	SMURFIT KAPPA GMBH	Tools and general machinery	95,176.62
Germany	SOLAR23 GMBH	Tools and general machinery	208,073.98
Germany	SPEEDLINER MOBILITY GMBH	Motor vehicles and parts	85,500.00
Germany	TINTOMETER GMBH	Tools and general machinery	267,222.65
Germany	TROGE MEDICAL GMBH	Medical equipment	30,000.00

Location of supplier	Supplier name	Category description	Value (USD)
UNICEF continued			
Germany	VEOLIA WATER TECHNOLOGIES	Tools and general machinery	59,581.75
Ghana	AKAYET HOTEL LTD	Travel, food and lodging	42,376.81
Ghana	AQUA SAFARI RESORT	Travel, food and lodging	61,986.67
Ghana	ASSOCIATES FOR CHANGE	Management and admin services	127,129.23
Ghana	CDC CONSULT LTD	Management and admin services	46,910.24
Ghana	EDERN SECURITY LIMITED	Public order and security services	35,276.41
Ghana	FALCON ENGINEERING LTD	Engineering and research services	132,000.00
Ghana	FIESTA ROYALE HOTEL	Travel, food and lodging	31,893.48
Ghana	GANAA HOTEL LIMITED	Travel, food and lodging	36,441.42
Ghana	GOLDEN TULIP KUMASI CITY	Travel, food and lodging	32,412.92
Ghana	GS TELECOM GHANA LTD	Engineering and research services	43,047.76
Ghana	HARDCOPY LTD	Published products	35,469.11
Ghana	INSTITUTE FOR DEVELOPMENT STUDIES	Management and admin services	49,066.67
Ghana	ISSER, UNIVERSITY OF GHANA	Engineering and research services	170,667.98
Ghana	KINAJ CONSULTING SERVICES	Management and admin services	84,059.52
Ghana	KUUL TRADE ENTERPRISE	Musical instruments and arts and crafts	36,428.57
Ghana	LABADI BEACH HOTEL	Travel, food and lodging	47,202.61
Ghana	LAW AND DEVELOPMENT ASSOCIATES	Engineering and research services	233,634.66
Ghana	MNOTIFY COMPANY LIMITED	Engineering and research services	41,809.63
Ghana	MULTIMEDIA GROUP LTD	Editorial, design, graphic services	41,725.98
Ghana	NORTH POLAR SOLUTIONS	Building and maintenance services	40,536.59
Ghana	PEECEE ENTERPRISE	Structures, construction components	43,180.78
Ghana	TNS RMS INTERNATIONAL GHANA LTD	Engineering and research services	183,378.76
Ghana	ULTRASOLA ENERGY LTD	Building and maintenance services	31,006.09
Ghana	VOTO MOBILE	Editorial, design, graphic services	60,072.37
Greece	DEMO SA PHARMACEUTICAL INDUSTRY	Pharmaceuticals, contraceptives, vaccines	5,336,396.44
Greece	QUALITY & RELIABILITY SA	Engineering and research services	90,218.67
Grenada	CHARLES & ASSOCIATES INC	Management and admin services	49,426.00
Guatemala	DIMERC GROUP	Engineering and research services	49,916.33
Guatemala	EDYMA SA	Management and admin services	256,743.51
Guatemala	INSTITUTO CENTROAMERICANO DE ESTUDIOS FIS	Engineering and research services	54,835.00
Guatemala	INSTITUTO DE NUTRICIÓN DE CENTRO AMÉRICA Y	Engineering and research services	93,225.14
Guatemala	IPSOS S A	Engineering and research services	75,294.76
Guatemala	MAS DIGITAL SA	Engineering and research services	40,822.99
Guatemala	MAS PRO	Engineering and research services	43,845.56
Guatemala	MULTISERVICIOS SOSA	Building and maintenance services	39,370.13
Guinea	AKRAH MAHMOUD MAHMOUD	Management and admin services	201,806.24
Guinea	AREEBA GUINEE	Engineering and research services	54,703.05
Guinea	ASSISTANCE PUBLIQUE - HÔPITAUX DE MARSEILLI	Engineering and research services	40,000.00
Guinea	BOMBAY INDUSTRIES	Tools and general machinery	53,932.58
Guinea	CELPS	Management and admin services	36,498.35
Guinea	COMITE NATIONAL DE LA CROIX ROUGE GUINÉE	Management and admin services	31,472.22
Guinea	COMPAGNIE DE GEO-INGENIERIE DE CHINE	Building and maintenance services	1,255,987.09
Guinea	EDF	Building and maintenance services	431,827.50
Guinea	ENT AFRICAINE DE PRESTATION	Building and maintenance services	46,311.61
Guinea	ENTREPRISE DE CONSTRUCTION ET PREST	Building and maintenance services	48,164.31
Guinea	LAGUIPRES-SARL INTERNATIONAL PRESTATION	Public order and security services	43,282.47
Guinea	NAFA DYAMA CONSTRUCTION SARL	Tools and general machinery	33,536.65
Guinea	TOTAL GUINEE	Fuels and lubricants etc.	36,892.74
Guinea	UNDP GUINEA	Management and admin services	116,603.56
Guinea	ZATCO GC SARL	Transportation, storage, mail services	90,241.70
Guinea-Bissau	ASCON LDA	Building and maintenance services	237,520.46
Guinea-Bissau	BALEEIRA SARL	Building and maintenance services	61,329.62
Guinea-Bissau	ERCANO	Building and maintenance services	610,668.25
Guinea-Bissau	HYDRO-GENIE SARL	Building and maintenance services	79,908.42
Guinea-Bissau	SERVICO DE AGUA E SANEAMENTO	Building and maintenance services	82,619.10
Guinea-Bissau	STENAKS TRADING AND SHIPPING BV	Building and maintenance services	240,668.16
Guinea-Bissau	VIDA SOLAR SARL	Building and maintenance services	469,050.55
Guyana	FEDERAL MANAGEMENT SYSTEMS INC.	Public order and security services	64,197.41
Haiti	ACRA PETIONVILLE	Tools and general machinery	54,000.00
Haiti	CENTRE D'EDUCATION ET D'INTERVENTIONS SOCI	Engineering and research services	114,971.20
Haiti	COMPAGNIE DE DISTRIBUTION	Tools and general machinery	60,400.00
Haiti	DELOG SERVICES	Published products	30,000.00
Haiti	ESA CONSULTANCE	Engineering and research services	319,145.22
Haiti	FONDATION POUR LE DEVELOPPEMENT DUR	Musical instruments and arts and crafts	71,209.60
Haiti	G4 CONSTRUCTION	Engineering and research services	344,032.00
Haiti	HAITI INTERNATIONAL FORWARDING	Tools and general machinery	46,870.48
Haiti	HAITI INTERNATIONAL FORWARDING	Transportation, storage, mail services	248,080.00
Haiti	IHFOSED	Management and admin services	114,532.00
Haiti	JAKO MEDIA	Editorial, design, graphic services	32,946.00
Haiti	KLEAN-X SA	Building and maintenance services	75,822.50
Haiti	MEDS & FOOD FOR KIDS IN HAITI	Medical equipment	1,212,813.00
Haiti	PAP SECURITÉ SERVICES	Public order and security services	60,500.00
Haiti	PETROGAZ HAITI SA	Building and maintenance services	197,788.75
Haiti	SOCIÉTÉ TECHNIQUE D'ARCHITECTURE ET D'INGEI	Building and maintenance services	412,520.00
Haiti	SOCOPROSA	Travel, food and lodging	110,243.26
Haiti	SODEC INTERNATIONAL	Management and admin services	142,550.57
Haiti	SOGEPLAST SA	Musical instruments and arts and crafts	126,800.00
Haiti	UNIGESTION HOLDING SA	Engineering and research services	37,986.00
Honduras	HERRARTE HONDURAS SA DE CV	Engineering and research services	41,842.21
Hungary	GRAPE SOLUTIONS PLC	Engineering and research services	95,770.15
Hungary	JOBSGARDEN-ITJOBS SZEMELYZETI TANAC	Management and admin services	329,239.61
Hungary	PULILAB STUDIO KFT	Engineering and research services	252,000.00
Hungary	SAVILLSIM INGATLANKEZELESI KFT	Building and maintenance services	34,173.37

Location of supplier	Supplier name	Category description	Value (USD)
UNICEF continued			
Hungary	T SYSTEMS HUNGARY LTD	Engineering and research services	129,591.82
India	AB IMAGING AND PRINTS PVT LTD	Editorial, design, graphic services	37,707.95
India	ABC CONSULTANTS PVT LTD	Management and admin services	80,000.00
India	ADVANTAGE SERVICES	Travel, food and lodging	75,720.87
India	AJANTA PHARMA LTD	Pharmaceuticals, contraceptives, vaccines	1,158,456.00
India	AJAY INDUSTRIAL CORP	Tools and general machinery	1,648,806.00
India	AOV INTERNATIONAL	Medical equipment	124,913.12
India	APEX INTERNATIONAL	Medical equipment	207,710.00
India	ARAVALI PRINTERS & PUBLISHERS	Editorial, design, graphic services	31,719.50
India	ARUNA SAGGAR	Management and admin services	35,281.23
India	ASHIRBAD INF. SER.AND FACILITIES MAN. PVT LTD	Building and maintenance services	113,783.81
India	ASHOK KUMAR MEHRA	Management and admin services	57,197.23
India	AUROBINDO PHARMA LTD	Pharmaceuticals, contraceptives, vaccines	4,290,592.97
India	AVALON INFORMATION SYSTEMS PVT LTD	Engineering and research services	75,650.82
India	BHARAT BIOTECH INTERNATIONAL LTD	Pharmaceuticals, contraceptives, vaccines	24,555,878.06
India	BHARTI AIRTEL LTD	Engineering and research services	91,145.76
India	BLOW KINGS	Medical equipment	429,452.70
India	CADILA PHARMACEUTICALS LTD	Pharmaceuticals, contraceptives, vaccines	180,000.00
India	CALIBRE CHEMICALS PVT LTD	Medical equipment	444,000.00
India	CATALYST MANAGEMENT	Engineering and research services	59,888.00
India	CBRE SOUTH ASIA PRIVATE LIMITED	Management and admin services	45,313.71
India	CIPLA LTD	Pharmaceuticals, contraceptives, vaccines	3,695,096.60
India	CMS IT SERVICES PVT LTD	Engineering and research services	81,852.16
India	COMPACT INDIA PVT LTD	Medical equipment	2,256,038.00
India	CREATIVEID COMMUNICATION PVT LTD	Engineering and research services	34,294.92
India	DATAMATICS GLOBAL SERVICES LTD	Engineering and research services	1,700,760.00
India	DELOITTE HASKINS & SELLS LLP	Engineering and research services	778,065.00
India	DENTSU AEGIS NETWORK INDIA PVT LTD	Editorial, design, graphic services	243,166.59
India	DGM INDIA INTERNET MARKETING	Editorial, design, graphic services	34,516.76
India	DGM INDIA INTERNET MARKETING	Management and admin services	278,243.65
India	DHAN RAJ MEHRA & CO	Musical instruments and arts and crafts	138,349.25
India	DULL BOY JACK PRODUCTIONS	Editorial, design, graphic services	63,245.17
India	E-ZEST SOLUTIONS LTD	Engineering and research services	1,574,320.00
India	EASTERN SURGICAL COMPANY	Medical equipment	51,856.20
India	EMBEE SOFTWARE PVT LTD	Engineering and research services	138,056.95
India	EMCURE PHARMACEUTICALS LTD	Pharmaceuticals, contraceptives, vaccines	2,524,999.30
India	FDC LTD	Pharmaceuticals, contraceptives, vaccines	409,555.52
India	G4S SECURE SOLUTIONS (INDIA)	Public order and security services	134,143.93
India	GALENTIC PHARMA (INDIA) PVT LTD	Pharmaceuticals, contraceptives, vaccines	1,315,700.00
India	GENESIS BURSON-MARSTELLER PUBLIC RELATION	Travel, food and lodging	32,680.79
India	GLAND PHARMA LTD	Pharmaceuticals, contraceptives, vaccines	608,000.00
India	GREEN SIGNAL BIO PHARMA PVT LTD	Pharmaceuticals, contraceptives, vaccines	2,660,430.00
India	HAFFKINE BIO-PHARMACEUTICAL CORP	Pharmaceuticals, contraceptives, vaccines	1,300,000.00
India	HCL TECHNOLOGIES LTD	Engineering and research services	315,609.00
India	HETERO LABS LTD	Pharmaceuticals, contraceptives, vaccines	10,200,121.78
India	HINDUSTAN SYRINGES & MEDICAL	Medical equipment	8,143,016.93
India	HINDUSTAN THOMPSON ASSOCIATES PVT	Editorial, design, graphic services	180,627.39
India	ICE INTEGRATED CONFERENCE	Travel, food and lodging	156,420.53
India	IGI MARKETCARE	Management and admin services	74,906.45
India	IMRB INTERNATIONAL	Engineering and research services	210,730.43
India	INDEBO INDIA PVT LTD	Travel, food and lodging	38,373.50
India	INDEED COMMUNICATIONS PVT LTD	Travel, food and lodging	32,321.72
India	INDIA TOURISM DEVELOPMENT	Travel, food and lodging	38,050.61
India	INTAS PHARMACEUTICALS LTD	Pharmaceuticals, contraceptives, vaccines	205,391.50
India	IPCA LABORATORIES LTD	Pharmaceuticals, contraceptives, vaccines	1,063,448.86
India	IPE GLOBAL PVT LTD	Editorial, design, graphic services	97,500.00
India	IPE GLOBAL PVT LTD	Engineering and research services	169,600.00
India	IPE GLOBAL PVT LTD	Management and admin services	4,723,554.03
India	J MITRA & CO LTD	Medical equipment	1,605,695.10
India	JOHN SNOW INDIA PRIVATE LIMITED	Engineering and research services	65,420.98
India	KAIRA DISTRICT CO-OPERATIVE	Medical equipment	1,160,192.25
India	KANAM LATEX INDUSTRIES PVT LTD	Medical equipment	290,400.00
India	KIDO ENTERPRISES	Musical instruments and arts and crafts	42,960.00
India	KK NAG LTD	Tools and general machinery	488,282.16
India	LG PATSONS ENGINEERING PVT LTD	Office equipment	519,037.20
India	LG PATSONS ENGINEERING PVT LTD	Tools and general machinery	405,622.00
India	M. CHEZHIEYAN	Management and admin services	61,057.27
India	MACLEODS PHARMACEUTICALS LTD	Pharmaceuticals, contraceptives, vaccines	2,463,308.37
India	MEDICARE INDUSTRIES	Tools and general machinery	123,090.00
India	MEDOPHARM	Pharmaceuticals, contraceptives, vaccines	6,400,012.12
India	MEERA & CEIKO PUMPS PVT LTD	Tools and general machinery	755,250.00
India	MEPRO PHARMACEUTICALS PVT LTD	Pharmaceuticals, contraceptives, vaccines	2,669,024.21
India	METAMORPHOSIS FILM JUNCTION	Editorial, design, graphic services	31,950.66
India	MICRO LABS LTD	Pharmaceuticals, contraceptives, vaccines	7,305,268.85
India	MILAN LABORATORIES (INDIA) PVT LTD	Pharmaceuticals, contraceptives, vaccines	1,910,469.46
India	MODICOOL REFRIGERATION PRIVATE LTD	Management and admin services	68,775.38
India	MUNDKUR LAW PARTNERS	Management and admin services	46,832.00
India	MYLAN LABORATORIES LTD	Pharmaceuticals, contraceptives, vaccines	10,230,471.37
India	N R MANAGEMENT CONSULTANTS INDIA	Engineering and research services	73,282.26
India	NARANG MEDICAL LTD	Medical equipment	546,104.16
India	NETWORK FOR ENGINEERING AND ECONOMICS R	Engineering and research services	574,449.84
India	NEW DILIP & COMPANY	Apparel, luggage and personal care	113,806.09
India	NEW DILIP & COMPANY	Published products	56,029.08
India	NIELSEN (INDIA) PVT LTD	Engineering and research services	341,698.20

Location of supplier	Supplier name	Category description	Value (USD)
UNICEF continued			
India	NILKAMAL LTD	Medical equipment	266,109.00
India	NINAAD DIGITAL TECHNOLOGY PRIVATE	Management and admin services	70,080.00
India	NUFLOWER FOODS & NUTRITION PVT LTD	Medical equipment	2,139,541.00
India	NUTRIVITA FOODS PVT LTD	Medical equipment	2,804,958.31
India	OGILVY & MATHER PVT LTD	Editorial, design, graphic services	415,880.61
India	ORCHID BIOMEDICAL SYSTEMS	Medical equipment	320,055.00
India	PANACEA BIOTEC LTD	Pharmaceuticals, contraceptives, vaccines	12,236,000.00
India	PERFECT ARTS	Building and maintenance services	367,235.77
India	PIRAMAL ENTERPRISES LTD	Medical equipment	4,048,794.60
India	PIRAMAL ENTERPRISES LTD	Pharmaceuticals, contraceptives, vaccines	1,052,309.07
India	PODDAR SCREEN PRINTERS	Apparel, luggage and personal care	218,100.16
India	PODDAR SCREEN PRINTERS	Published products	56,096.54
India	POPULATION COUNCIL INDIA	Engineering and research services	1,075,539.71
India	PRAGATI DEVELOPMENT CONSULTING	Management and admin services	2,871,915.14
India	PRATIBHA PRESS & MULTIMEDIA PVT LTD	Editorial, design, graphic services	31,797.56
India	PREMIER MEDICAL CORP LTD	Medical equipment	75,000.00
India	PRIMOVE INFRASTRUCTURE	Management and admin services	40,061.97
India	PRIYANKA (INDIA) PVT LTD	Musical instruments and arts and crafts	111,574.79
India	PROFESSIONAL DEVELOPMENT ASSOCIATES	Engineering and research services	40,438.33
India	RADISSON BLU HOTEL GHY UNIT OF DS	Travel, food and lodging	44,052.86
India	RB LAMINATION INDUSTRIES PVT LTD	Editorial, design, graphic services	50,426.03
India	RELIEF SUPPLIER	Structures, construction components	38,090.00
India	RESULT SERVICE PVT LTD	Management and admin services	45,704.94
India	RN LABORATORIES PVT LTD	Pharmaceuticals, contraceptives, vaccines	341,902.00
India	ROUGE COMMUNICATIONS	Editorial, design, graphic services	107,417.21
India	SAGAR ELECTRICALS	Medical equipment	71,000.00
India	SANDY RESORT PRIVATE LTD	Travel, food and lodging	37,645.80
India	SERUM INSTITUTE OF INDIA LTD	Pharmaceuticals, contraceptives, vaccines	290,292,867.30
India	SERUM INSTITUTE OF INDIA LTD	Tools and general machinery	193,200.00
India	SHANTHA BIOTECHNICS LTD	Pharmaceuticals, contraceptives, vaccines	43,637,715.29
India	SHIV SAI ASSOCIATES	Editorial, design, graphic services	32,235.32
India	SIDDHA DEVELOPMENT RESEARCH	Engineering and research services	45,821.04
India	SIMULATIONS PUBLIC AFFAIRS MANAGEME	Travel, food and lodging	55,172.98
India	SIRMAXO CHEMICALS PVT LTD	Pharmaceuticals, contraceptives, vaccines	782,560.37
India	SOCIOTREE LLP	Management and admin services	30,351.00
India	SPAN PUMPS PVT LTD	Tools and general machinery	1,991,000.00
India	SPC MANAGEMENT SERVICES	Management and admin services	91,182.80
India	SPORTS LAND OVERSEAS PVT LTD	Musical instruments and arts and crafts	100,992.00
India	STERICAT GUTSTRINGS PVT LTD	Medical equipment	205,800.00
India	STRATEGIC ALLIANCE MANAGEMENT SERVICES PV	Management and admin services	551,803.70
India	STREAMFLOW POLYWEAVE PVT LTD	Structures, construction components	134,662.50
India	STRIDES ARCOLAB LTD	Pharmaceuticals, contraceptives, vaccines	462,708.30
India	SUN PHARMACEUTICAL INDUSTRIES LTD	Pharmaceuticals, contraceptives, vaccines	2,295,795.31
India	SURU INTERNATIONAL PVT LTD	Medical equipment	94,740.33
India	SURYA SURGICAL INDUSTRIES	Medical equipment	32,774.40
India	SUTURES INDIA PVT LTD	Medical equipment	805,935.80
India	SWATI SUCHARITA DAS	Management and admin services	38,898.96
India	SYREX INFOSERVICES INDIA	Management and admin services	194,517.10
India	TAGROS CHEMICALS INDIA LTD	Medical equipment	298,500.00
India	TARMAC AFFAIRS COMMUNICATIONS AND	Management and admin services	34,129.96
India	TATWA TECHNOLOGIES LTD	Management and admin services	41,057.27
India	TECHNO RELIEF OVERSEAS INDIA PVT LTD	Tools and general machinery	125,600.00
India	THE VISUAL HOUSE	Editorial, design, graphic services	43,038.55
India	THINKTEL SOLUTIONS INDIA PVT LTD	Management and admin services	1,224,060.05
India	TOYOTA KIRLOSKAR MOTOR PVT LTD	Tools and general machinery	185,609.44
India	TRACK MANUFACTURING CO PVT LTD	Medical equipment	34,394.90
India	TRADE WINGS	Travel, food and lodging	31,510.73
India	TULIP DIAGNOSTICS PVT LTD	Medical equipment	391,510.00
India	TÜV SÜD SOUTH ASIA PVT LTD	Engineering and research services	35,109.14
India	UNITED POLY ENGINEERING PVT LTD	Medical equipment	497,691.81
India	VKA POLYMERS PVT LTD	Medical equipment	2,908,508.43
India	WHITE RABBIT	Editorial, design, graphic services	37,521.30
India	WORLD CLASS SERVICES PVT LTD	Building and maintenance services	52,652.37
India	ZOHO CORPORATION PRIVATE LTD	Engineering and research services	40,873.40
Indonesia	PT BIO FARMA (PERSERO)	Pharmaceuticals, contraceptives, vaccines	26,266,605.10
Indonesia	PT GRANTON MARKETING (OPTIMO)	Management and admin services	62,558.81
Indonesia	PT JAKARTA LAND	Management and admin services	334,966.75
Indonesia	PT KARYA CITA GEMILANG	Management and admin services	31,226.66
Indonesia	PT MYRIAD	Engineering and research services	116,828.06
Iran (Islamic Republic of)	ALI AKBAR HOSSEINI	Management and admin services	152,831.00
Iran (Islamic Republic of)	ARIA DEZH NET CO	Office equipment	32,901.59
Iran (Islamic Republic of)	BADR TECH ELECTRIC CO	Office equipment	61,346.31
Iran (Islamic Republic of)	DAMOON SERVICE CO	Office equipment	34,060.44
Iran (Islamic Republic of)	PART DIESEL NOVIN CO	Office equipment	45,968.02
Iran (Islamic Republic of)	SANAYE AMOUZESHI CO	Musical instruments and arts and crafts	35,121.48
Iraq	ABU GHAZALEH AND CO CONSULTING	Engineering and research services	59,000.00
Iraq	AL-TAJ AL-MURASA'A CO	Transportation, storage, mail services	825,576.13
Iraq	AL-TAJ AL-MURASA'A CO	Travel, food and lodging	30,000.00
Iraq	AL ADHAM ENGINEERING SERVICES CO LTD	Office equipment	489,960.00
Iraq	AL BIR COMPANY FOR GENERAL CONTRACT	Building and maintenance services	84,267.00
Iraq	AL MUNSHED GROUP	Financial and insurance services	584,394.45
Iraq	AL RANEEN FOR GENERAL CONTRACTS LTD	Building and maintenance services	187,650.00
Iraq	AL RASOL COMPANY	Building and maintenance services	1,210,933.32
Iraq	AL SAMI GENERAL TRADE CO LTD	Management and admin services	626,600.00

Location of supplier	Supplier name	Category description	Value (USD)
UNICEF continued			
Iraq	AL SAMI GENERAL TRADE CO LTD	Medical equipment	230,480.00
Iraq	AL SAMI GENERAL TRADE CO LTD	Tools and general machinery	325,450.00
Iraq	ALI IDAN KHALF WADI AL SAWAB CO	Tools and general machinery	192,600.00
Iraq	ANHAR SAHL AL KHASIB COMPANY	Building and maintenance services	161,734.75
Iraq	AVESTA CO	Building and maintenance services	1,115,500.00
Iraq	AVREST CO	Apparel, luggage and personal care	38,700.00
Iraq	BAWAN CO	Building and maintenance services	301,650.43
Iraq	BAWAN CO	Tools and general machinery	221,708.90
Iraq	BAZ CO	Medical equipment	136,500.00
Iraq	BAZ CO	Tools and general machinery	3,458,790.86
Iraq	BELAD AL NAKHIL CO	Apparel, luggage and personal care	64,000.00
Iraq	BELAD AL NASSER CO	Apparel, luggage and personal care	176,099.22
Iraq	BELAD AL NASSER CO	Building and maintenance services	241,528.68
Iraq	BELAD AL NASSER CO	Musical instruments and arts and crafts	70,000.00
Iraq	BEZA CO	Building and maintenance services	2,931,642.74
Iraq	BEZA CO	Tools and general machinery	105,000.00
Iraq	BUSRIYAN CO	Tools and general machinery	403,515.00
Iraq	DUBAI CO FOR GENERAL CONTRACTS	Building and maintenance services	767,603.70
Iraq	DUBAI CO FOR GENERAL CONTRACTS	Tools and general machinery	61,480.00
Iraq	GALIAWA GROUP	Apparel, luggage and personal care	76,000.00
Iraq	GALIAWA GROUP	Office equipment	47,600.00
Iraq	GARA WATER FACTORY	Medical equipment	38,500.00
Iraq	GLITTER CO FOR ADVERTISING	Editorial, design, graphic services	273,615.00
Iraq	GRDARASHA CO	Building and maintenance services	304,920.00
Iraq	HARVEST COMPANY NASHWAN MAJID ABDUL	Tools and general machinery	150,300.00
Iraq	HIGH TECH FOR INFORMATION AND TECHNOLOG	Office equipment	55,755.00
Iraq	HOSHANG CO	Tools and general machinery	101,812.90
Iraq	IRAQ SPORT COMPANY	Musical instruments and arts and crafts	533,965.00
Iraq	IRAQ WALLET CO	Financial and insurance services	2,610,012.00
Iraq	KANI WATER PLANT	Medical equipment	226,344.00
Iraq	KHONAYSSER & CO SAL	Office equipment	208,500.00
Iraq	LEGEND LANDS LLS GROUP	Engineering and research services	125,000.00
Iraq	MAZILAND COMPANY FOR RECONSTRUCTION AN	Management and admin services	229,200.00
Iraq	ORE PLASTIC	Tools and general machinery	286,628.00
Iraq	QALA FUEL STATION	Management and admin services	40,000.00
Iraq	SALAR PREFAB	Tools and general machinery	3,480,180.00
Iraq	SAMMAN & CO PUBLIC ACCOUNTANTS & BUSINE	Engineering and research services	161,938.00
Iraq	SAS AUTOMOTIVE SERVICE COMPANY	Tools and general machinery	153,500.00
Iraq	SEAMAX COMPANY	Structures, construction components	43,750.00
Iraq	SEAMAX COMPANY	Tools and general machinery	85,500.00
Iraq	SECURITY & LOGISTICS SERVICES	Public order and security services	46,269.00
Iraq	SEEVER COMPANY	Tools and general machinery	78,500.00
Iraq	SHAD CO	Transportation, storage, mail services	462,775.39
Iraq	SHARANY COMPANY	Building and maintenance services	158,207.00
Iraq	SHORSH SINJAWE CO	Apparel, luggage and personal care	613,400.00
Iraq	SHORSH SINJAWE CO	Building and maintenance services	37,407.00
Iraq	SHORSH SINJAWE CO	Tools and general machinery	196,150.00
Iraq	SIDRA AL-MUNTAHA FOR COMPUTERS	IT and communications equipment	279,055.00
Iraq	TEKKON ENGINEERING CONSTRUCTION	Tools and general machinery	4,207,660.00
Iraq	TRANSITION INTERNATIONAL	Management and admin services	99,903.00
Iraq	WADI AL ZAITOON CO	Office equipment	35,750.00
Iraq	WEST CO	Musical instruments and arts and crafts	320,000.00
Iraq	WEST CO	Tools and general machinery	1,185,000.00
Iraq	ZEREEN CO BAKR SALO	Musical instruments and arts and crafts	405,500.00
Iraq	ZEREEN CO BAKR SALO	Tools and general machinery	97,000.00
Ireland	ALERE INTERNATIONAL LTD	Medical equipment	5,598,100.00
Ireland	AVENIR ANALYTICS	Engineering and research services	139,499.00
Ireland	MEDENTECH LTD	Laboratory and testing equipment	924,767.58
Ireland	MEDENTECH LTD	Tools and general machinery	1,227,612.96
Ireland	OVELLE LTD	Pharmaceuticals, contraceptives, vaccines	79,955.21
Ireland	SRI EXECUTIVE SEARCH	Management and admin services	90,000.00
Israel	EDT (E-DRIVE TECHNOLOGY)	Office equipment	48,650.00
Israel	JULIE PUDLOWSKI CONSULTING	Editorial, design, graphic services	289,530.00
Israel	LADM AGENCIES LTD	Office equipment	45,301.00
Italy	BIOLOGICI ITALIA LABORATORIES SRL	Pharmaceuticals, contraceptives, vaccines	192,509.39
Italy	COELMO SRL	Tools and general machinery	195,079.30
Italy	EURO MEC WATER GROUP SRL	Tools and general machinery	55,189.99
Italy	FAZZINI SRL	Medical equipment	645,974.28
Italy	FERRINO & CO SPA	Structures, construction components	669,118.00
Italy	FULTON MEDICINALI SPA	Pharmaceuticals, contraceptives, vaccines	378,677.26
Italy	INDUSTRIA FARMACEUTICA GALENICA SENESE SRI	Pharmaceuticals, contraceptives, vaccines	88,481.48
Italy	INTEGRA AES SRL	Building and maintenance services	610,500.00
Italy	L MOLTENI & C DEI FRATELLI ALITTI SOCIETA' DI ES	Pharmaceuticals, contraceptives, vaccines	99,065.06
Italy	LATTANZIO ADVISORY SPA	Engineering and research services	160,704.00
Italy	NUOVA INDUSTRIE BISCOTTI CRICH SPA	Medical equipment	1,663,470.77
Italy	PHARMATEX ITALIA SRL	Pharmaceuticals, contraceptives, vaccines	369,408.78
Italy	PLANET SRL	Engineering and research services	56,700.00
Italy	SAPONERIE M FISSI SPA	Tools and general machinery	61,563.52
Italy	SOLLAZZINI SRL	Building and maintenance services	32,606.13
Italy	WORLD FOOD PROGRAMME UNHRD	Management and admin services	65,739.83
Italy	WORLD FOOD PROGRAMME UNHRD	Tools and general machinery	71,608.00
Jamaica	JAMAICA PROPERTY CO LTD	Management and admin services	41,369.34
Japan	J GERBER & CO (JAPAN) LTD	Motor vehicles and parts	1,820,421.08
Japan	JAPAN BCG LABORATORY	Pharmaceuticals, contraceptives, vaccines	3,352,004.00

Location of supplier	Supplier name	Category description	Value (USD)
UNICEF continued			
Japan	K ARANO & CO LTD	Tools and general machinery	583,045.60
Japan	NISSAN TRADING CO LTD	Motor vehicles and parts	32,354.00
Japan	TOYOTA MOTOR CORP	Motor vehicles and parts	475,139.74
Jordan	ADVANCED FURNITURE INDUSTRY CO LTD	Tools and general machinery	70,665.25
Jordan	AESOP MARKETING	Management and admin services	217,514.12
Jordan	AGENCY FOR TECHNICAL COOPERATION AN	Management and admin services	56,497.18
Jordan	AL-WASITA FOR SUPPORT SERVICES	Building and maintenance services	36,949.15
Jordan	AL NABE AL SAFI CONTRACTING CO	Building and maintenance services	729,317.33
Jordan	AL QUDS EDUCATION TRAINING & CONSULTANCY	Management and admin services	643,787.50
Jordan	ALFARIS EST FOR GENERAL CONTRACTING	Building and maintenance services	910,875.70
Jordan	ARAB TECHNICAL GROUP	Office equipment	144,710.45
Jordan	ARAMEX JORDAN LTD	Transportation, storage, mail services	63,559.32
Jordan	ARCHIARTS	Editorial, design, graphic services	798,502.82
Jordan	BEYOND EXCELLENCE FOR TRAINING	Management and admin services	45,492.96
Jordan	BUSINESS DEVELOPMENT CENTER	Financial and insurance services	5,704,535.52
Jordan	CONSTRUCTION EXPERTS COMPANY	Building and maintenance services	710,864.83
Jordan	EASTERN MEDITERRANEAN PUBLIC HEALTH NETW	Engineering and research services	264,545.60
Jordan	ECONOMIC & SOCIAL ASSOCIATION OF RETIRED S	Management and admin services	2,059,829.95
Jordan	ENGINEERING VALUES CONTRACTING	Building and maintenance services	436,756.50
Jordan	GAMA ENGINEERING AND CONTRACTING	Building and maintenance services	1,326,593.22
Jordan	GENERAL COMPUTERS & ELECTRONICS CO	Office equipment	318,121.48
Jordan	GIBRALTAR CONTRACTING COMPANY AQUAT	Building and maintenance services	45,309.77
Jordan	HATEM AHMAD AL-KHALIDI CO	Building and maintenance services	31,002.82
Jordan	HATEM AHMAD AL-KHALIDI CO	Management and admin services	35,211.27
Jordan	IBRAHIM ZABANEH ENGINEERING	Building and maintenance services	32,654.97
Jordan	IMDAD	Building and maintenance services	2,322,570.42
Jordan	ISSA JARAD TARAWNEH & PARTNER CO	Building and maintenance services	356,058.26
Jordan	JORDAN MODERN OIL & FUEL SERVICES	IT and communications equipment	59,322.03
Jordan	JORDAN MODERN OIL & FUEL SERVICES	Management and admin services	42,253.52
Jordan	JORDAN PIONEER FOR METAL INDUSTRY	Building and maintenance services	873,672.33
Jordan	KHARABEESH FOR DESIGN	Management and admin services	140,466.10
Jordan	KUEHNE & NAGEL JORDAN	Transportation, storage, mail services	519,987.94
Jordan	LANDMARK AMMAN HOTEL AND CONFERENCE	Travel, food and lodging	32,485.88
Jordan	LOYALTY SUPPORT SERVICES	Building and maintenance services	4,330,137.89
Jordan	LUMINUS FOR FILM MAKING & MEDIA	Editorial, design, graphic services	490,402.54
Jordan	MAANI & PARTNERS FURNITURE CO	Office equipment	202,289.55
Jordan	MID CONTRACTING CO	Building and maintenance services	21,502,463.37
Jordan	MINDSET	Engineering and research services	722,949.15
Jordan	MINDSET	Management and admin services	86,019.72
Jordan	NAHDA PRINTING PRESS CO	Musical instruments and arts and crafts	37,076.27
Jordan	NASER IRSHAIDAT AND SONS CONTRACTING	Building and maintenance services	496,700.00
Jordan	NEW DAY FOR LOGISTICS SERVICES	Building and maintenance services	235,395.48
Jordan	NIMER AL LAWZI & PARTNERS CONTRACTING	Building and maintenance services	344,255.24
Jordan	NOOR AL HUSSEIN FOUNDATION	Management and admin services	124,614.41
Jordan	ORANGE - JORDAN	Engineering and research services	1,800,847.46
Jordan	OSAMA MJAHED OFFICE FURNITURE EST.	Office equipment	32,033.90
Jordan	PERFORMANCE FOR TRADE SERVICES CO IJORDAN	Engineering and research services	534,795.20
Jordan	PREFABRICATED BUILDINGS CO	Building and maintenance services	859,449.15
Jordan	PREFABRICATED BUILDINGS CO	Structures, construction components	727,355.93
Jordan	PRICEWATERHOUSECOOPERS JORDAN	Engineering and research services	263,987.18
Jordan	PUBLIC WAREHOUSING COMPANY FOR STORAGE	Transportation, storage, mail services	162,270.23
Jordan	PURE MEDIA COMPANY	Editorial, design, graphic services	45,762.71
Jordan	RAFIDI PRINT	Published products	68,220.34
Jordan	SAMAMA'A OFFICE SUPPLIER	Musical instruments and arts and crafts	331,775.42
Jordan	SATELLITE CAR COMPANY (BUDGET)	Travel, food and lodging	154,271.18
Jordan	SCORPION FOR DEFENCE AND SECURITY	Public order and security services	344,788.73
Jordan	SEMANTIC INTELLIGENT TECHNOLOGIES	Management and admin services	40,800.00
Jordan	SHARK FOR SECURITY AND ARMED PROTECTION	Public order and security services	242,387.24
Jordan	SITE GROUP FOR SERVICES & WELL DRILLING CO	Building and maintenance services	1,326,957.63
Jordan	SPECIALIZED CO FOR TRADE SERVICES	Apparel, luggage and personal care	1,299,619.30
Jordan	SPECIALIZED CO FOR TRADE SERVICES	Tools and general machinery	890,231.76
Jordan	SPECIALIZED CO FOR TRADE SERVICES	Transportation, storage, mail services	235,718.37
Jordan	TECHNICAL ARAB CONTRACTING GROUP	Building and maintenance services	607,344.63
Jordan	THE NATIONAL CHILDREN'S MUSEUM SOCIETY	Management and admin services	137,224.44
Jordan	TO EXCEL CONSULTING	Management and admin services	179,265.54
Jordan	TOTAL JORDAN	Fuels and lubricants etc.	140,504.24
Jordan	VTEL HOLDINGS LTD	Engineering and research services	32,485.88
Kazakhstan	ACTION GLOBAL COMMUNICATIONS LTD	Editorial, design, graphic services	49,826.08
Kazakhstan	GLAXOSMITHKLINE KAZAKHSTAN LLP	Pharmaceuticals, contraceptives, vaccines	1,227,504.00
Kazakhstan	RIXOS KHADISHA SHYMKENT HOTEL	Travel, food and lodging	39,761.45
Kazakhstan	VIVA PHARM LLP	Pharmaceuticals, contraceptives, vaccines	198,237.00
Kenya	AFRICA EDUCATIONAL TRUST	Engineering and research services	429,936.52
Kenya	AFRICAN POPULATION & HEALTH RESEARCH	Engineering and research services	299,808.00
Kenya	AGA KHAN FOUNDATION KENYA	Engineering and research services	39,948.00
Kenya	AGRI FOOD ECONOMICS AFRICA LIMITED	Management and admin services	93,261.00
Kenya	AMANI INSTITUTE	Management and admin services	93,350.00
Kenya	AMREF FLYING DOCTORS	Management and admin services	32,560.00
Kenya	ANTARC LTD	Office equipment	46,698.01
Kenya	ARTEMIS OUTSOURCING LTD	Management and admin services	293,895.19
Kenya	AUTONOMOUS SYSTEMS RESEARCH LIMITED	Management and admin services	94,000.00
Kenya	AWALE ENTERPRISES LTD	Transportation, storage, mail services	158,156.90
Kenya	BAKER TILLY MERALI'S	Engineering and research services	509,998.00
Kenya	BILMARK GROUPS LTD	Building and maintenance services	1,547,387.50
Kenya	BILMARK GROUPS LTD	Tools and general machinery	1,113,630.00

Location of supplier	Supplier name	Category description	Value (USD)
UNICEF continued			
Kenya	BOB MORGAN SERVICES LTD	Public order and security services	31,871.42
Kenya	BROOKLYN ECONOMIC CONSULTING LTD	Engineering and research services	265,407.08
Kenya	CENTRE FOR HUMANITARIAN CHANGE	Management and admin services	68,855.00
Kenya	CHARLES KABUTHU CK & PARTNERS	Engineering and research services	117,000.00
Kenya	CIRCUIT BUSINESS SYSTEMS LTD	Building and maintenance services	37,252.05
Kenya	COLOURPRINT LTD	Published products	195,818.36
Kenya	DELOITTE CONSULTING LTD	Engineering and research services	44,935.02
Kenya	DIAMOND CHEMICALS LTD	Tools and general machinery	112,987.43
Kenya	ENVIRONNEMENTALISTES SANS FRONTIERE	Building and maintenance services	90,100.00
Kenya	FIRSTDATA RESEARCH CONSULTANTS LTD	Engineering and research services	51,047.77
Kenya	FURQAN TRADING & TRANSPORATION CO	Transportation, storage, mail services	1,355,300.05
Kenya	GREEN PARK GOLF & C COMPLEX LTD	Travel, food and lodging	70,778.00
Kenya	HOWARD HUMPHREYS EAST AFRICA LTD	Building and maintenance services	59,530.00
Kenya	INFINITY DEVELOPMENT LTD	Building and maintenance services	249,000.00
Kenya	INSTA PRODUCTS (EPZ) LTD	Medical equipment	26,385,342.00
Kenya	INTERMEDIA DEVELOPMENT CONSULTANTS	Editorial, design, graphic services	97,000.00
Kenya	INTERSOS	Transportation, storage, mail services	284,150.88
Kenya	IPE GLOBAL AFRICA LTD	Engineering and research services	85,300.00
Kenya	KENYA BROADCASTING CORPORATION	Editorial, design, graphic services	67,860.47
Kenya	KENYA MEDICAL SUPPLIES AUTHORITY	Transportation, storage, mail services	40,259.75
Kenya	KPMG KENYA	Engineering and research services	63,470.00
Kenya	KUEHNE & NAGEL LTD	Transportation, storage, mail services	982,430.95
Kenya	KUL GRAPHICS K LTD	Published products	30,972.60
Kenya	LISAL CHEMICALS CO LTD	Tools and general machinery	37,883.25
Kenya	LONGHORN PUBLISHERS KENYA	Editorial, design, graphic services	1,535,000.00
Kenya	NORWEGIAN REFUGEE COUNCIL	Editorial, design, graphic services	103,454.95
Kenya	NORWEGIAN REFUGEE COUNCIL	Management and admin services	81,930.00
Kenya	ONA KENYA LTD	Engineering and research services	58,690.00
Kenya	PRICEWATERHOUSECOOPERS LTD	Engineering and research services	129,130.48
Kenya	PUMPING HYDRAULIC LTD	Office equipment	30,235.36
Kenya	RAPHA MEDICAL AND GENERAL SUPPLIES	Medical equipment	37,136.47
Kenya	RELIEFLINE KENYA LTD	Tools and general machinery	169,420.05
Kenya	RHOEM INVESTMENT LTD	Engineering and research services	353,705.00
Kenya	RIFT VALLEY INSTITUTE	Management and admin services	221,378.00
Kenya	ROTO MOULDERS LTD.	Tools and general machinery	31,038.21
Kenya	ROYAL MEDIA SERVICES LTD	Editorial, design, graphic services	92,819.34
Kenya	SAFARI PARK HOTEL	Travel, food and lodging	45,885.05
Kenya	SAMUEL HALL CONSULTING	Engineering and research services	169,780.00
Kenya	SCARLET PROCURES & PRINTERS	Published products	32,568.10
Kenya	SIGHT AND SOUND COMPUTERS LTD	Office equipment	38,595.14
Kenya	SOMKAN TRADING CO LTD	Transportation, storage, mail services	272,629.85
Kenya	SPARTAN RELIEF SERVICES LTD	Musical instruments and arts and crafts	324,480.27
Kenya	SPARTAN RELIEF SERVICES LTD	Tools and general machinery	157,800.00
Kenya	SWISSO KALMO	Transportation, storage, mail services	410,842.25
Kenya	TARPO INDUSTRIES LTD	Structures, construction components	94,455.56
Kenya	TECHMAN GLOBAL LTD	Engineering and research services	297,800.00
Kenya	TECHNO RELIEF SERVICES LTD	Apparel, luggage and personal care	318,360.00
Kenya	TECHNO RELIEF SERVICES LTD	Medical equipment	399,996.75
Kenya	TECHNO RELIEF SERVICES LTD	Musical instruments and arts and crafts	1,232,168.85
Kenya	TECHNO RELIEF SERVICES LTD	Structures, construction components	82,325.92
Kenya	TECHNO RELIEF SERVICES LTD	Tools and general machinery	3,054,462.88
Kenya	TERTIARY CONSULTING ENGINEERS LTD	Building and maintenance services	228,872.09
Kenya	TIRUPATI KENYA LTD	Building and maintenance services	34,026.75
Kenya	TNS RMS EAST AFRICA LTD	Engineering and research services	73,137.60
Kenya	UNIVERSAL CORP LTD	Pharmaceuticals, contraceptives, vaccines	5,164,608.63
Kenya	UNON	Management and admin services	859,402.21
Kenya	VESTERGAARD AFRICA LTD	Engineering and research services	95,965.00
Kenya	VESTERGAARD AFRICA LTD	Tools and general machinery	251,250.00
Kenya	VICTORIA FURNITURES LTD	Office equipment	35,296.17
Kenya	WARIDI EVENTS LIMITED	Management and admin services	44,855.91
Kenya	WORLD FOOD PROGRAMME (SOMALIA)	Transportation, storage, mail services	605,415.92
Lao People's Democratic Republic	KAPPHA LAO-SWISS CO LTD	Building and maintenance services	195,772.16
Lao People's Democratic Republic	KHAMMING MIDPASONG	Management and admin services	40,050.00
Lao People's Democratic Republic	LAO FORD CITY CO LTD	Tools and general machinery	240,689.24
Lao People's Democratic Republic	PHETPASEUTH CONSTRUCTION CO LTD	Building and maintenance services	176,834.63
Lao People's Democratic Republic	SANTIPHAB SUZUKI LAO FACTORY	Tools and general machinery	116,025.74
Lao People's Democratic Republic	SOMXAYPHATTHANA CONSTRUCTION CO LTD	Building and maintenance services	167,529.89
Lao People's Democratic Republic	TOYOTA LAO THANI CO LTD	Motor vehicles and parts	37,907.55
Lao People's Democratic Republic	TOYOTA LAO THANI CO LTD	Tools and general machinery	35,973.40
Lao People's Democratic Republic	VANNAVONG CONSTRUCTION CO.,	Building and maintenance services	65,817.54
Lao People's Democratic Republic	XAYSOMBATH CONSTRUCTION LTD	Building and maintenance services	123,465.35
Latvia	JSC GRINDEKS	Pharmaceuticals, contraceptives, vaccines	60,000.00
Lebanon	ABOU DIB FOR ENGINEERING & CONSTRUCTION	Building and maintenance services	3,101,592.65
Lebanon	ACCENT DESIGN GROUP SAL	Building and maintenance services	60,000.00
Lebanon	AGILITY LOGISTICS LEBANON SAL	Transportation, storage, mail services	187,076.00
Lebanon	AL DIYAR INTERNATIONAL COMPANY SARL	Medical equipment	224,372.40
Lebanon	AL MADAR	Building and maintenance services	1,437,839.00
Lebanon	AL MADAR	Engineering and research services	653,876.00
Lebanon	AL MOUSTAFA FOR TRADING AND CONTRACTING	Building and maintenance services	227,380.00
Lebanon	AL OULA INTERNATIONAL CO SARL	Building and maintenance services	997,540.00
Lebanon	AL RAWAN FOR GENERAL CONTRACTING & TRADI	Building and maintenance services	1,583,824.00
Lebanon	ALL TRANSPORT AGENCY (ATA)	Transportation, storage, mail services	180,000.00
Lebanon	AMERICAN UNIVERSITY OF BEIRUT	Engineering and research services	40,000.00
Lebanon	ANTONIOS PROJECTS SAL	Management and admin services	383,040.00

Location of supplier	Supplier name	Category description	Value (USD)
UNICEF continued			
Lebanon	ARAB PRINTING PRESS SAL	Musical instruments and arts and crafts	433,372.00
Lebanon	ARAB PRINTING PRESS SAL	Published products	44,400.00
Lebanon	BAKHOS ELECTRIC	Management and admin services	133,775.00
Lebanon	BASSOUL HENEINE SAL	Tools and general machinery	33,000.00
Lebanon	BERYTUS CONSTRUCTION AND DEVELOPMENT	Building and maintenance services	2,891,576.95
Lebanon	BIO DIAGNOSTIC	Medical equipment	52,500.00
Lebanon	BOUSTANY UNITED MACHINERIES CO SAL	Management and admin services	30,000.00
Lebanon	BOUSTANY UNITED MACHINERIES CO SAL	Tools and general machinery	45,000.00
Lebanon	BUREAU TECHNIQUE POUR LE DEVELOPPEMENT S	Building and maintenance services	33,000.00
Lebanon	BUREAU TECHNIQUE POUR LE DEVELOPPEMENT S	Management and admin services	80,000.00
Lebanon	BUSINESS SERVICES OFFICE SARL	Management and admin services	330,684.89
Lebanon	CONNECTING RESEARCH TO DEVELOPMENT	Engineering and research services	41,536.00
Lebanon	CONSTRUCTION SERVICES COMPANY SARL	Building and maintenance services	169,963.75
Lebanon	CONSULTATION AND RESEARCH INSTITUTE	Engineering and research services	32,000.00
Lebanon	DANASH CONTRACTING AND TRADING CO	Building and maintenance services	1,925,308.00
Lebanon	ENGINEERING AND BUILDING CO (EBCO)	Building and maintenance services	2,135,349.85
Lebanon	FAIRCO INTERNATIONAL SAL	Musical instruments and arts and crafts	2,916,184.80
Lebanon	FAST AND ASSOCIATES	Building and maintenance services	39,600.00
Lebanon	GEZAIRI TRANSPORT SAL	Transportation, storage, mail services	443,907.88
Lebanon	GILAR SARL	Musical instruments and arts and crafts	1,452,928.89
Lebanon	GUARDIA SYSTEMS SAL	IT and communications equipment	33,903.00
Lebanon	HADDAD ENTERPRISES	Apparel, luggage and personal care	1,339,893.00
Lebanon	HAS SARL	Building and maintenance services	705,879.00
Lebanon	HATTAB BROS ENGINEERING EST	Building and maintenance services	3,505,309.50
Lebanon	HAYKAL PLAST SARL	Tools and general machinery	303,550.00
Lebanon	HICON SARL	Building and maintenance services	921,006.67
Lebanon	INFOPRO	Engineering and research services	172,602.50
Lebanon	ISOPACK SARL	Building and maintenance services	2,020,315.50
Lebanon	KEYBRANDS GROUP SAL	Tools and general machinery	31,740.00
Lebanon	KREDO SAL	Building and maintenance services	35,000.00
Lebanon	LEBANESE GERMAN TANKS CO	Tools and general machinery	211,225.00
Lebanon	MEDCO	Fuels and lubricants etc.	1,979,499.90
Lebanon	MEDILAB SARL	Medical equipment	119,503.50
Lebanon	MOBILE INTERIM COMPANY 1 SAL	Engineering and research services	51,000.00
Lebanon	OBEID FOR PUMPS EST	Building and maintenance services	1,104,757.00
Lebanon	OMATRA LIBAN SARL	Tools and general machinery	139,600.00
Lebanon	PANDA PLAST	Tools and general machinery	64,450.00
Lebanon	PROFESSIONAL SECURITY SARL	Public order and security services	73,278.00
Lebanon	PURPLE MARTIN SAL	Management and admin services	2,849,501.25
Lebanon	REAL ESTATE DEVELOPMENT CO SAL	Management and admin services	212,208.35
Lebanon	SABIS EDUCATIONAL HOLDING SAL	Management and admin services	530,000.00
Lebanon	SCIENTIFIC & TECHNICAL SUPPLIES CO	Medical equipment	135,000.00
Lebanon	SODECO GESTION SAL	Management and admin services	31,920.00
Lebanon	STATISTICS LEBANON LTD	Engineering and research services	30,000.00
Lebanon	TASK ENGINEERING CONTRACTOR	Building and maintenance services	2,092,191.55
Lebanon	TOHME CONTRACTING SARL	Building and maintenance services	1,104,478.77
Lebanon	TRAD ENGINEERING AND CONTRACTING EST	Building and maintenance services	2,362,635.99
Lebanon	UNICOM SARL	Building and maintenance services	2,533,806.90
Lebanon	UNIVERSITY OF BALAMAND	Building and maintenance services	47,675.00
Lebanon	WORLD ENGINEERING & TECHNOLOGY	Building and maintenance services	348,940.00
Lebanon	YOGECO	Medical equipment	1,512,256.00
Lebanon	YOUNES BROS SARL	Tools and general machinery	1,056,291.00
Lesotho	KESI BUSINESS SOLUTIONS PTY LTD	Engineering and research services	162,664.72
Lesotho	MASERU PUMPS & PLASTICS PTY LTD	Building and maintenance services	222,045.34
Lesotho	MASERU TOYOTA	Motor vehicles and parts	59,918.32
Lesotho	SHARED WATER SYSTEMS PTY LTD	Building and maintenance services	109,052.59
Liberia	BEZALEEL + TURNKEY CONTRACTORS INC	Building and maintenance services	122,915.83
Liberia	BUSINESS SYSTEM SOLUTIONS INC	Published products	196,625.00
Liberia	CARES CONSULTANT LIBERIA LTD	Engineering and research services	35,948.00
Liberia	EQUIP TECH LIBERIA INC	Building and maintenance services	30,648.00
Liberia	EVANGELICAL CHILDREN REHABILITATION PROGR	Building and maintenance services	723,869.94
Liberia	FROTCOM	Building and maintenance services	36,387.00
Liberia	JAFRECA CONSTRUCTION COMPANY INC	Building and maintenance services	44,004.88
Liberia	LIBERIA CARE FOR HUMANITY	Building and maintenance services	590,896.62
Liberia	LIVING WATER INTERNATIONAL	Building and maintenance services	756,332.93
Liberia	MA-ZOMMO CONSTRUCTION CO	Building and maintenance services	107,072.05
Liberia	MANO MANUFACTURING CO	Tools and general machinery	268,800.00
Liberia	NATIONAL PRINTERS	Published products	220,849.38
Liberia	NEIAMA ENGINEERING CONSTRUCTION CORPORA	Building and maintenance services	41,272.50
Liberia	OXFAM GB LIBERIA	Building and maintenance services	385,794.54
Liberia	SACHU TRADERS	Apparel, luggage and personal care	36,400.00
Liberia	SACHU TRADERS	Musical instruments and arts and crafts	351,909.52
Liberia	SACHU TRADERS	Office equipment	135,682.20
Liberia	SHERIAM CREDIT UNION AND DEVELOPMENT	Building and maintenance services	85,588.94
Liberia	SURIDO SUSTAINABLE URBAN & RURAL INTEGRAT	Building and maintenance services	897,875.00
Liberia	THE BRIGHTS DEVELOPMENT CORPORATION	Management and admin services	115,680.00
Liberia	WORLD HOPE INTERNATIONAL	Building and maintenance services	205,572.70
Libya	AINZAYANA CONTRACTING COMPANY	Building and maintenance services	139,521.00
Libya	AL KASABA FOR CONSULTING ENGINEERING SERV	Building and maintenance services	144,000.00
Libya	AL NAIZAK AL MUTHI FOR CONTRACTING	Building and maintenance services	114,095.00
Libya	AL RABEE GENERAL CONTRACTING AND REAL EST	Building and maintenance services	203,779.00
Libya	EAMAR ALBEIDA FOR GENERAL CONSTRUCTION	Building and maintenance services	250,572.00
Libya	INSIAB PUMPING ENGINEERING L L C	Tools and general machinery	67,160.00
Libya	MUNIRA SEREB	Management and admin services	55,954.09

Location of supplier	Supplier name	Category description	Value (USD)
UNICEF continued			
Lithuania	PPMI GROUP UAB	Management and admin services	80,000.00
Luxembourg	DOMETIC SARL	Medical equipment	45,786,838.40
Luxembourg	DOMETIC SARL	Transportation, storage, mail services	7,272,490.10
Luxembourg	PROMAN SA	Engineering and research services	357,923.00
Luxembourg	PROMAN SA	Management and admin services	96,129.00
Madagascar	ACCORD MADAGASIKARA	Apparel, luggage and personal care	30,256.79
Madagascar	ACTION CONTRE LA FAIM	Engineering and research services	30,276.47
Madagascar	ANDRINIRINA CONSTRUCTION	Building and maintenance services	66,766.64
Madagascar	ATELIER DES TECHNICIENS	Building and maintenance services	565,475.56
Madagascar	ATW CONSULTANTS MADAGASCAR	Engineering and research services	44,205.93
Madagascar	BUSHPROOF	Building and maintenance services	56,000.00
Madagascar	CABINET D'ÉTUDES MIARY	Building and maintenance services	163,574.23
Madagascar	CAETIC SARL	Engineering and research services	91,939.52
Madagascar	CENTRE DE REEDUCATION FAFFIP	Apparel, luggage and personal care	33,471.43
Madagascar	CHINA GEO-ENGINEERING CORP	Building and maintenance services	230,425.13
Madagascar	ECLAEA	Building and maintenance services	30,397.76
Madagascar	ECOPRIM	Published products	190,439.82
Madagascar	ELECTRICITÉ DE MADAGASCAR	Building and maintenance services	102,133.91
Madagascar	ENERGIE TECHNOLOGIE	Building and maintenance services	951,732.33
Madagascar	ENERGIE TECHNOLOGIE	Office equipment	34,055.19
Madagascar	ENTREPRISE ANDRY H	Building and maintenance services	113,710.20
Madagascar	ENTREPRISE D'ADDUCTION D'EAU RAZAFY	Building and maintenance services	57,938.47
Madagascar	ENTREPRISE EBTP	Building and maintenance services	78,754.44
Madagascar	ENTREPRISE ECOGC	Building and maintenance services	116,113.37
Madagascar	ENTREPRISE EGC 3S	Building and maintenance services	35,268.22
Madagascar	ENTREPRISE ETSL	Building and maintenance services	261,083.56
Madagascar	ENTREPRISE FAHASOAVANA	Building and maintenance services	79,150.60
Madagascar	ENTREPRISE RAZAFY	Building and maintenance services	55,527.94
Madagascar	ENTREPRISE RIVO	Building and maintenance services	164,403.36
Madagascar	ENTREPRISE SALALAKO	Building and maintenance services	31,214.06
Madagascar	ENTREPRISE SOA BAT	Building and maintenance services	82,756.70
Madagascar	ERC	Building and maintenance services	83,504.67
Madagascar	FIRST IMMO	Management and admin services	248,886.75
Madagascar	HUMAN NETWORK INTERNATIONAL	Editorial, design, graphic services	244,384.01
Madagascar	HUMAN NETWORK INTERNATIONAL	Engineering and research services	96,830.00
Madagascar	HUMAN NETWORK INTERNATIONAL	Management and admin services	60,000.00
Madagascar	INDUSTRIES DE L'OCEAN INDIEN	Tools and general machinery	149,205.74
Madagascar	MEGA PRINT	Published products	32,324.79
Madagascar	MENUISERIE D'ART	Office equipment	329,823.48
Madagascar	NECMA	Building and maintenance services	112,776.78
Madagascar	NEXLI	Office equipment	88,761.68
Madagascar	PLASCOM	Tools and general machinery	904,973.33
Madagascar	SAVONNERIE TROPICALE S.A.	Tools and general machinery	45,031.01
Madagascar	SOCIETE APC RESOURCES	Building and maintenance services	51,324.48
Madagascar	SOCIETE GASY PLAST SARL	Tools and general machinery	37,906.97
Madagascar	SOCIETE GUILMANN	Musical instruments and arts and crafts	32,777.18
Madagascar	SOCIÉTÉ JB	Medical equipment	8,063,224.61
Madagascar	SOCIÉTÉ MALGACHE DE TRANSFORMATION	Tools and general machinery	46,503.37
Madagascar	SOCIÉTÉ RAZAFINTSALAMA ET FILS	Building and maintenance services	31,515.18
Madagascar	SOMECA	Building and maintenance services	52,250.41
Madagascar	TRIUMPH INTERNATIONAL MADAGASCAR	Structures, construction components	83,512.67
Malawi	AIRTEL MALAWI LTD	Engineering and research services	496,625.84
Malawi	APEX RENT A CAR	Travel, food and lodging	351,266.43
Malawi	AVIS RENT A CAR	Travel, food and lodging	32,000.00
Malawi	CAPITAL FURNITURE CO LTD	Office equipment	753,077.27
Malawi	CAPITAL FURNITURE CO LTD	Transportation, storage, mail services	49,416.21
Malawi	CATHOLIC RELIEF SERVICES	Building and maintenance services	442,209.53
Malawi	CHINA GANSU ENGINEERING CORPORATION LTD	Building and maintenance services	60,100.00
Malawi	COUNTRY WIDE CAR HIRE	Travel, food and lodging	32,000.00
Malawi	CROSSROADS HOTEL	Travel, food and lodging	48,573.69
Malawi	DESIGN PRINTERS	Published products	127,785.42
Malawi	EXP MOMENTUM LTD	Editorial, design, graphic services	64,894.44
Malawi	FACE TO FACE MARKETING LTD	Editorial, design, graphic services	59,508.12
Malawi	FAR DISTRIBUTION COMPANY LTD	Tools and general machinery	30,605.23
Malawi	FATTANI OFFSET PRINTERS	Published products	109,489.86
Malawi	FD COMMUNICATIONS LIMITED	Editorial, design, graphic services	30,100.00
Malawi	GALAXY PHARMACEUTICAL AND SURGICAL	Medical equipment	52,747.25
Malawi	GLASASI BUILDING & CIVIL ENGINEERING CONTRA	Building and maintenance services	37,760.50
Malawi	GLOBE INTERNET LTD	Engineering and research services	34,650.00
Malawi	KEIRETSU CONSTRUCTION	Building and maintenance services	101,500.00
Malawi	KRIS OFFSET & SCREEN PRINTERS LTD	Published products	32,310.87
Malawi	M & G INDUSTRIES	Motor vehicles and parts	37,637.36
Malawi	M & G INDUSTRIES	Office equipment	1,234,300.16
Malawi	MAIKHANDA TRUST	Engineering and research services	997,207.82
Malawi	MALAWI BROADCASTING CORPORATION	Editorial, design, graphic services	38,373.90
Malawi	MALAWI INSTITUTE OF JOURNALISM	Editorial, design, graphic services	40,526.52
Malawi	MAPANGA FURNITURE LTD	Office equipment	169,299.40
Malawi	MOZAGUA MALAWI LTD	Building and maintenance services	121,155.60
Malawi	MPHATSO METAL WORKS & BUILDING CONTRACT	Building and maintenance services	97,891.61
Malawi	PABU BUILDING CONTRACTORS	Building and maintenance services	107,979.00
Malawi	PRICEWATERHOUSECOOPERS	Engineering and research services	1,023,711.13
Malawi	PRIME HEALTH CONSULTING & SERVICE	Engineering and research services	127,925.00
Malawi	PROJECT PEANUT BUTTER	Medical equipment	1,089,755.10
Malawi	PUMA ENERGY MALAWI LIMITED	Fuels and lubricants etc.	103,081.56

Location of supplier	Supplier name	Category description	Value (USD)
UNICEF continued			
Malawi	SDV MALAWI LTD	Transportation, storage, mail services	616,080.15
Malawi	SKARD CONSTRUCTION	Building and maintenance services	517,794.70
Malawi	SUNBIRD LIVINGSTONIA BEACH HOTEL	Travel, food and lodging	41,000.00
Malawi	TOTAL MALAWI LTD	Fuels and lubricants etc.	60,000.00
Malawi	TOYOTA MALAWI LTD	Management and admin services	39,303.50
Malawi	TRINKON CONSTRUCTION LTD	Building and maintenance services	661,411.04
Malawi	URSA SECURITY INTERNATIONAL	Public order and security services	36,400.00
Malawi	VALID NUTRITION	Medical equipment	1,425,365.57
Malaysia	ADECCO STAFFING & OUTSOURCING SDN BHD	Management and admin services	358,076.12
Malaysia	ASIAN SUPPORT DIRECT SDN BHD	Management and admin services	965,972.42
Malaysia	BERJAYA REGISTRATION SERVICES SDN BHD	Management and admin services	94,386.19
Malaysia	CATHAY INTERIOR DESIGN M SDN BHD	Management and admin services	66,059.91
Malaysia	DAYTHREE BUSINESS SERVICES SDN BHD	Management and admin services	63,664.92
Malaysia	DESA SAMUDRA SDN. BHD.	Management and admin services	40,997.88
Malaysia	DM ANALYTICS SDN BHD	Engineering and research services	97,624.70
Malaysia	EMPOWER PLUS SDN BHD	Management and admin services	50,321.07
Malaysia	FORTITECH ASIA PACIFIC SDN BHD	Medical equipment	915,000.00
Malaysia	MV MARKETING & CONSULTANCY (M) SDN BHD	Management and admin services	49,554.01
Malaysia	RANDSTAD SOURCERIGHT SDN BHD	Management and admin services	91,283.48
Malaysia	SG GLOBAL SUPPORT SERVICES SDN BHD	Management and admin services	799,811.56
Malaysia	SM PHARMACEUTICALS SDN BHD	Pharmaceuticals, contraceptives, vaccines	695,955.90
Malaysia	SM UNIQUE MAILING SERVICES SDN BHD	Management and admin services	85,107.62
Malaysia	UTS MARKETING SOLUTIONS SDN BHD	Management and admin services	457,313.88
Maldives	BANDOS MALDIVES	Travel, food and lodging	83,985.03
Maldives	THUNIYA INVESTYMENT PVT LTD	Management and admin services	57,000.00
Mali	AGENCE MALI MANAGEMENT	Public order and security services	210,000.00
Mali	AMC BTP	Building and maintenance services	953,621.87
Mali	ASSIST SAS	Medical equipment	203,617.63
Mali	BUREAU SAHELIEN D'HYDRAULIQUE (BSH)	Building and maintenance services	105,929.70
Mali	CHIC AFRIQUE	Building and maintenance services	672,885.57
Mali	DAMCO LOGISTICS MALI SA	Transportation, storage, mail services	74,912.65
Mali	DJEMA ENTREPRISE SARL	Office equipment	103,594.10
Mali	ENTREPRISE AIGLE CONSTRUCTION	Building and maintenance services	139,596.36
Mali	ENTREPRISE DE CONSTRUCTION KIDAL	Transportation, storage, mail services	187,742.22
Mali	ENTREPRISE TERIST	Building and maintenance services	257,070.57
Mali	ENTREPRISE TOURE CONSTRUCTION	Building and maintenance services	170,765.16
Mali	GEOTECHNOLOGIE SERVICE POUR LE DEVELOPPE	Building and maintenance services	719,666.63
Mali	GROUPEMENT GI CONSEILS CIETRA	Building and maintenance services	90,603.72
Mali	GROUPEMENT SID/SERTAS	Building and maintenance services	96,908.01
Mali	HYDRO SERVICES AMENAGEMENT	Building and maintenance services	700,193.97
Mali	IMPRIM-SERVICES	Musical instruments and arts and crafts	43,667.08
Mali	JULIE PUDLOWSKI CONSULTING	Editorial, design, graphic services	134,950.00
Mali	LE GOURMA SARL	Building and maintenance services	410,119.13
Mali	LINCO AUTOMOBILES SA	Tools and general machinery	115,626.99
Mali	SOCIETE FALAISE MALI SARL	Building and maintenance services	386,993.57
Mali	STB MALI	Building and maintenance services	360,929.94
Mauritania	ATLANTIC TOURS	Management and admin services	30,307.94
Mauritania	BUREAU D'ASSISTANCE ET DE CONSEIL EN SANTE	Engineering and research services	99,565.00
Mauritania	ECO QUALITE SARL	Building and maintenance services	56,195.16
Mauritania	FRANCE VOLONTAIRES	Management and admin services	32,221.54
Mauritania	GPS SARL	Building and maintenance services	30,923.20
Mauritania	GROUPEMENT ELMA CDS	Building and maintenance services	571,168.59
Mauritania	MAURITANO SUISSE SECURITE	Public order and security services	87,240.82
Mauritania	MISC IMPRIMERIE	Published products	69,977.04
Mauritania	SOCOSAF TP SARL	Building and maintenance services	32,581.48
Mauritania	SOMELEC	Building and maintenance services	37,107.84
Mauritania	STAT CONSULT SARL	Engineering and research services	41,060.31
Mauritius	BUFFALO BICYCLE LTD	Tools and general machinery	51,910.00
Mauritius	STARTLE LIMITED	Tools and general machinery	79,997.12
Mexico	CARGO RECHY SA DE CV	Transportation, storage, mail services	35,983.28
Mexico	DAP LATINOAMERICA SA DE CV	Management and admin services	162,419.68
Mexico	EMPACADORA EL FRESNO SA DE CV	Transportation, storage, mail services	976,171.71
Mexico	ESTRATEGIAS DE ACOMPANAMIENTO Y SERVICIOS	Engineering and research services	85,360.14
Mexico	FUNDACION PARA LA SALUD Y LA EDUCAC	Management and admin services	31,400.00
Mexico	GEA GRUPO DE ECONOMISTAS Y ASOCIADO	Engineering and research services	139,977.89
Mexico	INMOBILIARIA OLMECA CENTRO SA DE C.V.	Travel, food and lodging	35,416.19
Mexico	INTERNACIONAL FARMACEUTICA SA DE CV	Medical equipment	743,283.01
Mexico	MULTI MARKET SERVICES COMMUNICATION	Management and admin services	39,111.35
Morocco	LA NOUVELLE SOCIETE AVANT SCENE SA	Travel, food and lodging	91,899.90
Morocco	MAZARS AUDIT ET CONSEIL	Engineering and research services	49,287.84
Morocco	STRADOM GARDIENNAGE	Public order and security services	33,321.05
Mozambique	BYTES & PIECES	Office equipment	30,611.51
Mozambique	CENTRAL GRAFICA	Published products	75,155.98
Mozambique	CONSENG CONSULT SERVICES	Building and maintenance services	578,024.25
Mozambique	CONSULTEC, CONSULTORES ASSOCIADOS LDA	Building and maintenance services	146,506.51
Mozambique	COWI MOZAMBIQUE	Engineering and research services	49,500.00
Mozambique	FENIX PROJECTOS E INVESTIMENTOS LDA	Travel, food and lodging	37,364.00
Mozambique	GOLO - PUBLICIDADE	Editorial, design, graphic services	103,019.38
Mozambique	HUMMINGBIRD CONSTRUCTION ENGINEERING	Building and maintenance services	155,100.36
Mozambique	IMAL LDA	Apparel, luggage and personal care	90,751.64
Mozambique	INOVAR CLIMATIZACAO LDA	Office equipment	35,222.95
Mozambique	INTERCAMPUS-ESTUDOS DE MERCADO,LDA	Engineering and research services	30,000.00
Mozambique	JIANGSU GEOLOGY & ENGINEERING CO	Building and maintenance services	489,925.74
Mozambique	KULIMA	Engineering and research services	34,553.30

Location of supplier	Supplier name	Category description	Value (USD)
UNICEF continued			
Mozambique	MOZAGO LIMITADA	Building and maintenance services	1,662,644.63
Mozambique	MUNDISERVICOS CONSULTING LDA	Management and admin services	47,428.50
Mozambique	NEW LINK LDA	Management and admin services	36,868.03
Mozambique	OFFICEMART LTD	Musical instruments and arts and crafts	136,915.54
Mozambique	PIXEL COMUNICAÇÃO E IMAGEM	Published products	171,998.52
Mozambique	POPULATION SERVICES INTERNATIONAL	Tools and general machinery	185,382.06
Mozambique	ROYAL HASKONINGDHV LDA	Building and maintenance services	101,974.05
Mozambique	SALOMON LDA	Engineering and research services	449,806.14
Mozambique	SPECTRUM GRAPHICS LDA	Musical instruments and arts and crafts	42,906.81
Mozambique	TVCABO COMUNICAÇÕES MULTIMÉDIA LDA	Engineering and research services	59,816.34
Mozambique	UNIBASMA LDA	Motor vehicles and parts	610,884.10
Mozambique	V&C ENTERPRISES LTD	Motor vehicles and parts	374,064.21
Myanmar	5 PIXELS CO LTD	Published products	167,679.00
Myanmar	ADVANCED DIAGNOSTIC PRODUCTS TRADING	Medical equipment	100,800.00
Myanmar	ANAUT ROMA MANDAING CONSTRUCTION CO	Building and maintenance services	32,959.00
Myanmar	ASIA MYANMAR DRAGON CO LTD	Building and maintenance services	355,152.00
Myanmar	AUNG THUKHA AYE CO LTD	Building and maintenance services	393,026.00
Myanmar	AUTHENTIC PRODUCTION CO LTD	Tools and general machinery	31,500.00
Myanmar	BASIN INTERNATIONAL LTD	Medical equipment	47,999.26
Myanmar	BASIN INTERNATIONAL LTD	Musical instruments and arts and crafts	107,665.62
Myanmar	BLUE AND GREEN CO LTD	Building and maintenance services	372,056.00
Myanmar	DANYA WADDY NGWE TINN PYIT CONSTRUCTION	Building and maintenance services	99,536.00
Myanmar	ETERNAL VICTORY	Published products	278,148.00
Myanmar	ETERNAL VICTORY	Structures, construction components	54,760.15
Myanmar	FIRST PRIME CO LTD	Tools and general machinery	117,156.72
Myanmar	GREEN MOUNT COMMERCIAL CO LTD	Management and admin services	77,422.36
Myanmar	KHIN AYE MYAT PHYU CONSTRUCTION CO	Building and maintenance services	403,344.00
Myanmar	KHIN MYO OO	Management and admin services	650,729.00
Myanmar	KHINE YAN NAING CO LTD	Building and maintenance services	200,481.00
Myanmar	LEO EXERA LTD	Public order and security services	121,764.00
Myanmar	MAHAR SWE ADVERTISING CO LTD	Published products	157,799.00
Myanmar	MEGA UNITED BROTHERS LOGISTICS CO LTD	Transportation, storage, mail services	92,562.53
Myanmar	MIN BAR GYI CONSTRUCTION CO LTD	Building and maintenance services	199,500.00
Myanmar	MOE KAUNG KIN OFFSET	Published products	31,742.40
Myanmar	MYAN SHWE PYI TRACTORS LTD	Office equipment	31,355.31
Myanmar	MYANMAR GANAD ADVERTISING CO LTD	Editorial, design, graphic services	56,944.12
Myanmar	MYANMAR HOUSING DEVELOPMENT CO LTD	Building and maintenance services	455,608.00
Myanmar	MYANMAR PIPES & ACCESSORIES CO LTD	Tools and general machinery	136,004.40
Myanmar	PANN TAING THIT CO LTD	Management and admin services	34,669.56
Myanmar	PWINT THIT KYAL CONSTRUCTION CO LTD	Building and maintenance services	499,114.00
Myanmar	PYAY NAN SAN CONSTRUCTION	Building and maintenance services	330,630.00
Myanmar	SAFE ONE CO LTD	Office equipment	52,391.00
Myanmar	STG CO LTD	Building and maintenance services	269,489.00
Myanmar	THIHA YARZAR SOE CO LTD	Building and maintenance services	233,910.00
Myanmar	U MYAT AUNG TRANSPORT CO LTD	Transportation, storage, mail services	30,000.00
Myanmar	WIN THU THU AUNG CONSTRUCTION CO LTD	Building and maintenance services	306,700.00
Namibia	YVONNE DAUSAB TRAINING INSTITUTE CC	Engineering and research services	31,038.46
Nepal	ADVENTURE NEPAL PRODUCTION PVT. LTD	Editorial, design, graphic services	65,826.58
Nepal	AMBIKA RANA	Management and admin services	69,972.00
Nepal	BIRA FURNITURE	Building and maintenance services	90,875.85
Nepal	FIXIT ENGINEERING PVT LTD	Building and maintenance services	102,260.30
Nepal	GAURI PARBATI NIRMAN SEWA PVT LTD	Building and maintenance services	780,273.30
Nepal	GORAKH SJB RANA	Management and admin services	96,204.00
Nepal	HIM TRADE LINK	Medical equipment	35,877.46
Nepal	HIM TRADE LINK	Tools and general machinery	173,224.18
Nepal	HIMAL TENTS PVT LTD	Structures, construction components	250,528.44
Nepal	HOTEL DEL ANNAPURNA	Travel, food and lodging	40,625.23
Nepal	HOTEL DWARIKA'S	Travel, food and lodging	40,604.55
Nepal	HULAS ENGINEERING & CONSTRUCTION	Building and maintenance services	1,237,161.98
Nepal	INFRATECH PVT LTD	Building and maintenance services	1,829,693.83
Nepal	JAL BINAYAK ENGINEERING WORKSHOP	Building and maintenance services	715,440.80
Nepal	JHANKAR MULTIPLE CONCERN PVT LTD	Musical instruments and arts and crafts	177,955.98
Nepal	JHANKAR MULTIPLE CONCERN PVT LTD	Tools and general machinery	80,111.04
Nepal	MRB & ASSOCIATES	Building and maintenance services	102,786.08
Nepal	MULTI TECH ENGINEERING CONSULTANCY	Engineering and research services	139,311.93
Nepal	NATIONAL INSTITUTE OF PSYCHOLOGY	Musical instruments and arts and crafts	31,985.78
Nepal	NEW ERA PVT LTD	Engineering and research services	296,487.46
Nepal	NOVEL INTERNATIONAL PVT LTD	Office equipment	147,821.48
Nepal	PODDAR & SONS	Musical instruments and arts and crafts	38,622.35
Nepal	REAL SOLUTIONS PVT LTD	Management and admin services	36,029.20
Nepal	SIPRADI TRADING PVT LTD	Building and maintenance services	588,006.91
Nepal	SOORYA TRADE CONCERN	Tools and general machinery	33,680.88
Nepal	SPARKLINK ENTERPRISES PVT LTD	Travel, food and lodging	87,713.83
Nepal	SUBISU CABLENET P LTD	Engineering and research services	38,379.01
Nepal	TWO FOUR SIX IMPEX PVT LTD	Office equipment	36,246.64
Netherlands	ABBVIE LOGISTICS BV	Pharmaceuticals, contraceptives, vaccines	14,870,093.23
Netherlands	ACT FOR PERFORMANCE	Engineering and research services	202,375.00
Netherlands	AMSTELFARMA B.V.	Pharmaceuticals, contraceptives, vaccines	37,026.07
Netherlands	BEYOND BORDERS MEDIA	Editorial, design, graphic services	77,500.00
Netherlands	BILTHOVEN BIOLOGICALS BV	Pharmaceuticals, contraceptives, vaccines	17,943,411.40
Netherlands	CHILD HELPLINE INTERNATIONAL	Management and admin services	83,865.00
Netherlands	CROSSBOW DRTV	Editorial, design, graphic services	109,880.56
Netherlands	DUTCH HEALTH BV	Tools and general machinery	232,740.59
Netherlands	ECORYS	Engineering and research services	483,000.00

Location of supplier	Supplier name	Category description	Value (USD)
UNICEF continued			
Netherlands	IDA FOUNDATION	Pharmaceuticals, contraceptives, vaccines	4,091,517.86
Netherlands	IMRES BV	Medical equipment	404,262.38
Netherlands	INFLUENCER MARKETING AGENCY BV	Management and admin services	40,000.00
Netherlands	IRC INTERNATIONAL WATER & SANITATION CENTF	Engineering and research services	186,954.00
Netherlands	MAASTRICHT GRADUATE SCHOOL OF GOVERNAN	Engineering and research services	118,982.00
Netherlands	MDF TRAINING EN CONSULTANCY BV	Engineering and research services	75,225.00
Netherlands	MERCK SHARP & DOHME BV	Pharmaceuticals, contraceptives, vaccines	497,347.51
Netherlands	QALYS HEALTH ECONOMICS	Management and admin services	86,000.00
Netherlands	ROYAL TROPICAL INSTITUTE	Engineering and research services	1,391,737.03
Netherlands	STICHTING MUSICIANS WITHOUT BORDERS	Management and admin services	64,000.00
Netherlands	THE MEDICAL EXPORT GROUP BV	Medical equipment	10,650,848.86
Netherlands	VAN OOSTVEEN MEDICAL (ROMED)	Medical equipment	205,620.00
Netherlands	WAR TRAUMA FOUNDATION	Management and admin services	39,982.92
Nicaragua	ANALISIS Y DESARROLLO SOCIAL CONSUL	Engineering and research services	35,814.36
Nicaragua	EL NUEVO DIARIO	Editorial, design, graphic services	122,674.47
Nicaragua	HILO PRODUCCIONES Y PUBLICIDAD SA	Editorial, design, graphic services	133,380.16
Niger	ADS NIGER	Apparel, luggage and personal care	30,448.18
Niger	ADS NIGER	Structures, construction components	197,447.56
Niger	CERISES CSF	Engineering and research services	98,480.22
Niger	EMMB NIGER MEUBLES	Published products	30,802.68
Niger	EMY INTERNATIONAL	Structures, construction components	159,839.45
Niger	ENTREPRISE BEYINGA	Building and maintenance services	49,229.82
Niger	ENTREPRISE GROUP DJAMILA	Building and maintenance services	366,048.62
Niger	ENTREPRISE SAIDOU IDE ESI	Building and maintenance services	79,040.54
Niger	ETS ALIO ASSOUMANA	Building and maintenance services	120,120.03
Niger	FOCUS CONSULTING SERVICES FCS	Engineering and research services	41,039.38
Niger	GADNET SECURITÉ	Public order and security services	382,924.61
Niger	GERMS CONSULTING	Building and maintenance services	33,826.08
Niger	GLOBAL COPY CENTER	Musical instruments and arts and crafts	36,038.96
Niger	I-MEDIA AGENCE DE COMMUNICATION	Musical instruments and arts and crafts	69,154.51
Niger	IMPRIMERIE DEP FAST	Editorial, design, graphic services	33,843.79
Niger	IMPRIMERIE DEP FAST	Published products	86,767.71
Niger	KAOCEN COPY SERVICE	Published products	44,058.09
Niger	MIGAS SA	Musical instruments and arts and crafts	68,931.43
Niger	MONDIAL TRADING SERVICES	Tools and general machinery	32,032.20
Niger	MONDIAL TRADING SERVICES	Transportation, storage, mail services	158,212.92
Niger	NATHALIE PRÉVOST ENTREPRISE INDIVID	Editorial, design, graphic services	31,830.62
Niger	NIGER TELECOMS	Engineering and research services	140,439.87
Niger	ORIBA PETROLEUM	Fuels and lubricants etc.	106,154.59
Niger	SEYDOU ABDOULAYE	Transportation, storage, mail services	31,470.07
Niger	SOCIÉTÉ AGRO NIGER (BOUREIMA WONKOY	Management and admin services	32,204.29
Niger	SOCIÉTÉ DE TRANSFORMATION ALIMENTAIRE	Medical equipment	9,431,252.49
Niger	UNILEVER NIGER SA	Tools and general machinery	39,715.48
Niger	UNIS NIGER	Tools and general machinery	30,390.88
Nigeria	ABEYSTEPH GLOBALINK LTD	Published products	1,751,509.41
Nigeria	ACTIONAID NIGERIA	Management and admin services	48,071.34
Nigeria	AFRIBASED PROJECT LTD	Building and maintenance services	42,847.09
Nigeria	AIRTEL NETWORKS LTD	Engineering and research services	46,175.61
Nigeria	AIRTEL NETWORKS LTD	IT and communications equipment	43,710.32
Nigeria	AKINTOLA WILLIAMS DELOITTE	Engineering and research services	96,466.54
Nigeria	AKINTOLA WILLIAMS DELOITTE	Management and admin services	6,531,756.54
Nigeria	BAKEMS NIGERIA LTD	Tools and general machinery	1,226,673.82
Nigeria	BDO PROFESSIONAL SERVICES	Financial and insurance services	43,985.04
Nigeria	BOLLORÉ AFRICA LOGISTICS NIGERIA LTD	Transportation, storage, mail services	1,039,645.94
Nigeria	BOLTON WHITE HOTEL	Travel, food and lodging	37,978.62
Nigeria	CEDA PLUS CONCEPT LTD	Published products	72,553.16
Nigeria	CENTRE FOR COMMUNICATION PROGRAMS	Editorial, design, graphic services	316,000.00
Nigeria	CHI PHARMACEUTICALS LTD	Pharmaceuticals, contraceptives, vaccines	331,299.96
Nigeria	D@ECH NIGERIA LTD	IT and communications equipment	252,090.34
Nigeria	DAAR COMMUNICATIONS PLC	Editorial, design, graphic services	54,272.52
Nigeria	DAMCO LOGISTICS LTD	Transportation, storage, mail services	1,267,311.03
Nigeria	DE LAWMACO COMPANY	Apparel, luggage and personal care	31,746.19
Nigeria	DE LAWMACO COMPANY	IT and communications equipment	30,463.62
Nigeria	DE LAWMACO COMPANY	Tools and general machinery	77,746.85
Nigeria	DISCOVERY CONCEPTS INTERLINKS	Building and maintenance services	87,215.47
Nigeria	EAGLENET LOGISTICS SERVICES LTD	Transportation, storage, mail services	121,239.36
Nigeria	EN AVANCE INTERNATIONAL LTD	Office equipment	273,600.00
Nigeria	GRACE STANDARD VISION	Travel, food and lodging	40,301.20
Nigeria	HOSPILABS INVESTMENT NIG LTD	Pharmaceuticals, contraceptives, vaccines	39,314.80
Nigeria	IMRAD PROJECTS LTD	Building and maintenance services	231,754.43
Nigeria	JIBZIB GLOBAL CONCEPT	Building and maintenance services	88,097.81
Nigeria	KILME METINE CO LTD	Building and maintenance services	133,435.70
Nigeria	LG WORLD & CO LTD	Tools and general machinery	259,759.56
Nigeria	MARVELOUS MIKE PRESS LTD	Published products	1,369,908.38
Nigeria	MK ENTERPRISES	Building and maintenance services	39,842.74
Nigeria	MTN NIGERIA COMMUNICATIONS	Engineering and research services	43,467.47
Nigeria	NASCO FIBRE PRODUCTS LTD	Management and admin services	34,945.40
Nigeria	NASTON ENGINEERING NIGERIA LIMITED	Tools and general machinery	86,150.60
Nigeria	PERFECT PRINTERS LTD	Published products	466,381.58
Nigeria	PETRA DIGITAL PRESS	Published products	319,865.71
Nigeria	PREZZO SHED INVEST LTD.	Management and admin services	30,093.25
Nigeria	PRICEWATERHOUSECOOPERS	Engineering and research services	416,047.96
Nigeria	PRICEWATERHOUSECOOPERS	Management and admin services	6,258,918.76
Nigeria	PRINTWAY LIMITED	Published products	52,360.09

Location of supplier	Supplier name	Category description	Value (USD)
UNICEF continued			
Nigeria	PURE ACCESS IT LTD	Building and maintenance services	173,504.82
Nigeria	ROBILOR INTEGRATED SERVICES LTD	Building and maintenance services	264,709.80
Nigeria	ROCKVIEW HOTELS LTD	Travel, food and lodging	74,230.86
Nigeria	SADMO ENGINEERING NIGERIA LTD	Building and maintenance services	72,176.73
Nigeria	SALCO LIMITED	Tools and general machinery	49,961.51
Nigeria	SOURCE WATER LTD	Building and maintenance services	330,846.01
Nigeria	SUITABLE INVESTMENT NIGERIA LTD	Apparel, luggage and personal care	81,768.94
Nigeria	TLS EXCEL RESOURCES LTD	Editorial, design, graphic services	158,345.54
Nigeria	VIABLE KNOWLEDGE MASTERS LIMITED	Management and admin services	58,978.90
Nigeria	VODACOM BUSINESS AFRICA NIGERIA LTD	Engineering and research services	32,891.57
Nigeria	WATTCCON CHEMICAL & EQUIPMENT	Tools and general machinery	737,652.24
Nigeria	YAROSON PARTNERSHIP LIMITED	Building and maintenance services	35,983.82
Nigeria	YELLOW BRICK ROAD LTD	Engineering and research services	233,269.86
Norway	FAFO INSTITUTE OF LABOUR AND SOCIAL	Engineering and research services	31,673.00
Norway	GC RIEBER COMPACT A/S	Medical equipment	1,391,407.09
Norway	HALF THE WORLD WOMEN KNOWLEDGE	Management and admin services	31,458.00
Norway	LAERDAL MEDICAL A/S	Medical equipment	87,400.00
Norway	LAERDAL MEDICAL A/S	Musical instruments and arts and crafts	54,356.10
Norway	UNIVERSITY OF OSLO	Engineering and research services	392,606.00
Norway	W. GIERTSEN ENERGY SOLUTIONS A/S	IT and communications equipment	82,026.00
Oman	FAHAD INTERNATIONAL PROJECT	Management and admin services	34,010.04
Pakistan	AABAD ENTERPRISES	Building and maintenance services	30,221.55
Pakistan	AAN ASSOCIATES	Engineering and research services	884,384.97
Pakistan	AGA KHAN UNIVERSITY	Engineering and research services	8,927,203.05
Pakistan	AGHA JEE PRINTERS	Editorial, design, graphic services	37,709.89
Pakistan	AGILITY LOGISTICS PVT LTD	Transportation, storage, mail services	187,003.77
Pakistan	ALI BROTHERS	Building and maintenance services	142,886.75
Pakistan	APEX CONSULTING PAKISTAN	Engineering and research services	403,479.78
Pakistan	AQUA ENTERPRISE	Medical equipment	72,165.91
Pakistan	ARBAB MOHAMMAD RIAZ	Management and admin services	54,953.97
Pakistan	ASB ASSOCIATES SMC PVT LTD	Engineering and research services	136,054.29
Pakistan	ASK DEVELOPMENT PVT LTD	Management and admin services	1,383,871.29
Pakistan	BLACK BOX SOUND	Engineering and research services	30,574.06
Pakistan	BLACK BOX SOUND	Management and admin services	30,373.50
Pakistan	BURAQ SURGICAL CORP	Medical equipment	133,000.00
Pakistan	CENTRE FOR COMMUNICATION PROGRAMS	Editorial, design, graphic services	90,134.00
Pakistan	CHIP TRAINING & CONSULTING	Management and admin services	29,383,088.16
Pakistan	COMPUTERS AND NETWORKING SERVICES	Building and maintenance services	61,954.33
Pakistan	CONTECH INTERNATIONAL	Management and admin services	95,180.58
Pakistan	EMBASSY OF FRANCE ISLAMABAD	Management and admin services	220,750.85
Pakistan	EMPOWERMENT THRU CREATIVE INTEGRATION P\	Engineering and research services	69,152.29
Pakistan	EMPOWERMENT THRU CREATIVE INTEGRATION P\	Management and admin services	204,055.67
Pakistan	ERNST & YOUNG FORD RHODES	Engineering and research services	189,009.01
Pakistan	EYCON PVT LTD	Engineering and research services	756,525.47
Pakistan	FARZANA KAUSAR	Management and admin services	94,210.26
Pakistan	FORBES FORBES CAMPBELL & CO. (PVT)	IT and communications equipment	61,343.84
Pakistan	FREELANCE BUSINESS INTERNATIONAL	Musical instruments and arts and crafts	48,522.15
Pakistan	H AND H CONSULTING PVT LTD	Management and admin services	93,735.45
Pakistan	HARIS ENTERPRISES PVT LTD	Public order and security services	610,806.09
Pakistan	HEAVEN DROPS	Tools and general machinery	30,958.20
Pakistan	HUMAN DESIGN STUDIOS	Editorial, design, graphic services	40,020.88
Pakistan	INSIGHT SOLUTIONS	Editorial, design, graphic services	600,968.23
Pakistan	INSTITUTE OF RURAL MANAGEMENT	Management and admin services	81,412.05
Pakistan	INSTITUTE OF SOCIAL AND CULTURAL ST	Management and admin services	43,330.70
Pakistan	INTERFLOW COMMUNICATIONS PVT LTD	Editorial, design, graphic services	2,212,295.71
Pakistan	JERS ENGINEERING CONSULTANTS	Engineering and research services	257,641.62
Pakistan	KAWSAR ENGINEERING PVT LTD	Tools and general machinery	48,447.86
Pakistan	KHURSHEED PRINTERS (PVT) LTD	Editorial, design, graphic services	45,919.80
Pakistan	LAHORE UNIVERSITY OF MANAGEMENT	Engineering and research services	96,336.01
Pakistan	LINKDOTNET TELECOM LTD	Engineering and research services	33,250.74
Pakistan	M&C SAATCHI WORLD SERVICES	Engineering and research services	270,277.00
Pakistan	M/S PRINTAGE	Musical instruments and arts and crafts	50,382.88
Pakistan	MARGALLA TRAVELS	Travel, food and lodging	200,997.12
Pakistan	MARYAH PRINTERS	Editorial, design, graphic services	35,515.37
Pakistan	MARYAH PRINTERS	Published products	96,175.27
Pakistan	MICROMERGER PVT LTD	Engineering and research services	39,964.43
Pakistan	MICROMERGER PVT LTD	Management and admin services	1,757,536.69
Pakistan	MIDAS COMMUNICATIONS PVT LTD	Editorial, design, graphic services	1,501,765.65
Pakistan	MIDAS COMMUNICATIONS PVT LTD	Management and admin services	66,709.88
Pakistan	MOMENTUM VENTURES PVT LTD	Editorial, design, graphic services	32,162.69
Pakistan	MUHAMMAD TARIQ RAFI	Management and admin services	73,562.16
Pakistan	MUNIR BROTHERS	Office equipment	42,185.00
Pakistan	MUSTASHAAR SOCIAL DEVELOPMENT ADVISORS	Engineering and research services	38,649.29
Pakistan	MYSTIC TOURS PVT. LTD	Travel, food and lodging	88,997.89
Pakistan	NAUROZE GOODS FORWARDING AGENCY	Transportation, storage, mail services	79,976.82
Pakistan	NEW AL-FAREED STATIONERS & PRINTERS	Musical instruments and arts and crafts	50,812.28
Pakistan	NEW KHOSA BROTHERS CONSTRUCTION BUILDEF	Building and maintenance services	45,978.50
Pakistan	NEXLINX NETWORKS PRIVATE LTD	Engineering and research services	36,884.55
Pakistan	OXFORD POLICY MANAGEMENT LTD	Engineering and research services	179,937.51
Pakistan	PARAMOUNT TARPAULIN INDUSTRIES	Structures, construction components	406,392.76
Pakistan	POPULATION COUNCIL	Engineering and research services	95,003.63
Pakistan	PRIME SERVICES	Editorial, design, graphic services	899,748.74
Pakistan	QUALITY MEDICAL SERVICES	Medical equipment	83,858.19
Pakistan	QUICK PROCESS	Published products	46,935.24

Location of supplier	Supplier name	Category description	Value (USD)
UNICEF continued			
Pakistan	RESEARCH & DEVELOPMENT SOLUTIONS	Engineering and research services	197,345.64
Pakistan	SCHOOL OF LEADERSHIP FOUNDATION	Engineering and research services	34,061.98
Pakistan	SCHOOL OF LEADERSHIP FOUNDATION	Management and admin services	126,690.85
Pakistan	SHACO ENTERPRISES	Tools and general machinery	34,593.49
Pakistan	SHAQURRI AND SONS	Building and maintenance services	31,270.78
Pakistan	SKYXO TECH	IT and communications equipment	64,610.00
Pakistan	SOLAR TECH PRIVATE LTD	Building and maintenance services	313,471.06
Pakistan	SPECTRUM COMMUNICATIONS	Editorial, design, graphic services	532,325.42
Pakistan	SPIRIT SOLUTIONS	Editorial, design, graphic services	40,504.59
Pakistan	SPIRIT SOLUTIONS	Musical instruments and arts and crafts	89,820.50
Pakistan	STRENGTHS INNOVATIONS	Editorial, design, graphic services	60,432.01
Pakistan	STRENGTHS INNOVATIONS	Published products	321,755.02
Pakistan	SUSTAINABLE DEVELOPMENT CONSULTANTS	Management and admin services	41,241.52
Pakistan	TAMEER-E-KHALAQ FOUNDATION	Engineering and research services	1,036,737.57
Pakistan	TEACHERS RESOURCE CENTRE	Engineering and research services	245,977.28
Pakistan	THE BRAND PARTNERSHIP	Editorial, design, graphic services	362,122.51
Pakistan	TSK ENGINEERING INTERNATIONAL PVT	Building and maintenance services	103,463.00
Pakistan	UNITED HUMAN RESOURCE SERVICES PVT	Building and maintenance services	65,484.46
Pakistan	VALUE RESOURCES PVT LTD	Engineering and research services	77,440.56
Pakistan	WHITE RICE COMMUNICATIONS	Engineering and research services	308,060.28
Pakistan	WRANGLER INSTRUMENTS	Medical equipment	127,710.00
Pakistan	ZEB TRADING CORP	Office equipment	146,658.86
Pakistan	ZIA MASOOD KIANI & CO	Engineering and research services	1,297,677.92
Panama	ACTION MARKETING	Editorial, design, graphic services	35,000.00
Panama	ANTHROPO STUDIO INC	Management and admin services	52,090.50
Panama	C AND J CORPORATE INVESTMENTS S A	Building and maintenance services	50,400.00
Panama	DJJ SOLUCIONES GENERALES SA	Building and maintenance services	44,811.40
Panama	FRANAMA CONSULTANT CORP	Management and admin services	89,000.00
Panama	GADAN PANAMA SA	Structures, construction components	445,714.50
Panama	GRUPO BM INC	Tools and general machinery	444,892.93
Panama	GRUPO KAPAN INTERNACIONAL SA	Structures, construction components	42,350.00
Panama	LOGISTICA HUMANITARIA	Structures, construction components	44,800.00
Panama	MEGAPOLIS INVESTMENT GROUP, INC.	Travel, food and lodging	34,047.50
Panama	SEPPROSA	Public order and security services	42,606.10
Panama	SUPLIDORES ZONA LIBRE	Tools and general machinery	1,225,341.00
Papua New Guinea	CROWNE PLAZA	Travel, food and lodging	86,682.60
Papua New Guinea	G4S SECURE SOLUTIONS (PNG) LTD	Public order and security services	51,603.77
Papua New Guinea	KPMG PNG	Engineering and research services	52,800.00
Papua New Guinea	NATIONAL SUPERANNUATION FUND LIMITE	Management and admin services	271,132.11
Paraguay	ASOCIACION GLOBAL	Engineering and research services	63,772.24
Paraguay	ASOCIACION GLOBAL	Management and admin services	36,621.45
Paraguay	MARKETING SOCIAL SA	Management and admin services	54,794.73
Paraguay	SALUD Y NUTRICION PARAGUAY S R L	Management and admin services	40,000.00
Peru	ASOCIACION BENEFICA PRISMA	Engineering and research services	221,196.46
Peru	BIENES Y SERVICIOS SPONDYLLUS EIRL	Building and maintenance services	137,908.97
Peru	EMIR CONTRATISTAS GENERALES SAC	Building and maintenance services	74,919.96
Peru	METIS GAIA S A C	Engineering and research services	45,038.28
Peru	PERSONNEL ADVANTAGE S A C	Management and admin services	36,168.04
Peru	RAMIREZ ENRIQUEZ Y ASOCIADOS SCRL	Financial and insurance services	32,352.00
Peru	THE INTERNATIONAL FUNDRAISING PERU SAC	Management and admin services	766,816.83
Peru	TOMATE BTL SAC	Travel, food and lodging	65,425.96
Peru	UNIVERSIDAD PERUANA CAYETANO	Engineering and research services	49,039.65
Philippines	APPCO DIRECT INTERNATIONAL	Management and admin services	685,290.85
Philippines	CONTRADE INTEGRATED DEPOT INC	Musical instruments and arts and crafts	89,854.42
Philippines	DE LA SALLE UNIVERSITY SOCIAL	Engineering and research services	144,522.83
Philippines	DEVELOPMENT ACADEMY OF THE PHILIPPINES	Engineering and research services	98,068.83
Philippines	DIONEDA VIRATA DESIGN ARCHITECTURE	Building and maintenance services	48,082.53
Philippines	DRAKE BUSINESS SERVICES ASIA	Management and admin services	89,703.54
Philippines	EXAL INDUSTRIES CORPORATION	Tools and general machinery	32,292.82
Philippines	FULD AND COMPANY PHILIPPINES INC	Engineering and research services	84,978.14
Philippines	GEM STATIONERY INC	Tools and general machinery	149,462.65
Philippines	GOETZ MOVING & STORAGE INC	Transportation, storage, mail services	30,330.30
Philippines	ICON INTERIORS INC	Office equipment	193,164.57
Philippines	ISLA LIPANA & CO	Engineering and research services	83,475.25
Philippines	KALUSUGAN NG MAG-INA INC	Management and admin services	160,693.27
Philippines	LANE MOVING & STORAGE INC	Transportation, storage, mail services	102,250.27
Philippines	MEDICAL PHYSICS AND HEALTH PHYSICS	Management and admin services	45,000.00
Philippines	MOBELWERKE INC	Office equipment	84,666.73
Philippines	PHILIPPINE AMBULATORY PEDIATRIC	Management and admin services	136,405.04
Philippines	PHILIPPINE POSTAL CORP	Transportation, storage, mail services	166,345.76
Philippines	PHYSICIANS FOR PEACE PHILIPPINES INC	Management and admin services	122,921.93
Philippines	PILIPINAS TELESERV INC	Management and admin services	111,636.07
Philippines	REDANTS MEDIA	Editorial, design, graphic services	37,205.50
Philippines	SDW REALTY & DEVELOPMENT INC	Building and maintenance services	2,096,435.14
Philippines	SMART GARD SECURITY SERVICES	Public order and security services	35,556.93
Philippines	SQUARE METER TRADING	Building and maintenance services	537,903.43
Philippines	STRATOS PUBLIC RELATIONS	Editorial, design, graphic services	47,477.74
Portugal	BLUE INFINITY LTD	Engineering and research services	135,416.67
Portugal	MOINHOS AGUA & AMBIENTE LDA	Engineering and research services	181,740.69
Republic of Korea	BERNA BIOTECH KOREA CORP	Pharmaceuticals, contraceptives, vaccines	9,560,360.00
Republic of Korea	EUBIOLOGICS CO LTD	Pharmaceuticals, contraceptives, vaccines	12,385,060.00
Republic of Korea	GREEN CROSS CORP	Pharmaceuticals, contraceptives, vaccines	228,000.00
Republic of Korea	LG LIFE SCIENCES LTD	Pharmaceuticals, contraceptives, vaccines	26,996,568.50
Republic of Korea	STANDARD DIAGNOSTICS INC	Medical equipment	8,629,087.00

Location of supplier	Supplier name	Category description	Value (USD)
UNICEF continued			
Republic of Moldova	CIVITTA M SRL	Management and admin services	43,350.75
Republic of Moldova	SYNERGY EUR-EST	Management and admin services	34,707.00
Republic of Moldova	UNIVERSITATEA DE STAT DIN MOLDOVA	Management and admin services	43,808.41
Romania	AB4 SYSTEMS SRL	Engineering and research services	120,652.61
Romania	AMG COMSERVICE SRL	Office equipment	56,856.47
Romania	BEST TRAVEL SOLUTIONS SRL	Travel, food and lodging	50,672.06
Romania	INFOMED FLUIDS SRL	Pharmaceuticals, contraceptives, vaccines	2,237,222.34
Romania	LUGERA MAKLER SRL	Management and admin services	113,717.13
Romania	WAVE DIVISION	Management and admin services	35,936.75
Romania	WE ARE BASCA SRL	Editorial, design, graphic services	44,362.85
Russian Federation	FSBSI CHUMAKOV FSC R&D IBP	Pharmaceuticals, contraceptives, vaccines	26,550,568.00
Russian Federation	PARTNERSHIP FOR EVERY CHILD P4EC	Management and admin services	38,498.00
Rwanda	AGESPRO SECURITY	Public order and security services	75,532.19
Rwanda	BEST ASSOCIATED CONSULTANTS	Engineering and research services	120,352.00
Rwanda	CROWN HEALTHCARE LTD	Medical equipment	93,184.79
Rwanda	ESRI RWANDA LTD	Engineering and research services	108,496.97
Rwanda	HOPE AND HOMES FOR CHILDREN	Management and admin services	68,688.00
Rwanda	LIMOZ RWANDA	Transportation, storage, mail services	32,106.75
Rwanda	MAGASIN FARUKI	Office equipment	217,312.36
Rwanda	MASHIRIKA PERFORMING ARTS & MEDIA CO LTD	Editorial, design, graphic services	52,061.82
Rwanda	MTN RWANDACELL LTD	Engineering and research services	81,594.54
Rwanda	QUALMED	Medical equipment	56,932.75
Rwanda	REAL GROUP LTD	Editorial, design, graphic services	30,175.87
Rwanda	SEARCH FOR COMMON GROUND	Editorial, design, graphic services	49,786.45
Rwanda	UNIVERSITY OF RWANDA, COLLEGE OF MEDICINE	Engineering and research services	215,997.84
Saudi Arabia	SPARKLE MEDIA	Travel, food and lodging	106,051.72
Senegal	ALBG COMMUNICATION AFRIQUE	Editorial, design, graphic services	74,259.01
Senegal	GROUPE D ETUDE DE RECHERCHE ET D AP	Engineering and research services	35,141.89
Senegal	IBOU FALL	Management and admin services	329,866.07
Senegal	INSTITUT DE FORMATION MEDICALE CONT	Management and admin services	82,496.53
Senegal	INSTITUT PASTEUR DE DAKAR	Pharmaceuticals, contraceptives, vaccines	671,903.90
Senegal	KING FAHD PALACE HOTEL	Travel, food and lodging	77,151.00
Senegal	LA ROCHETTE	Published products	47,267.97
Senegal	SAGAM SECURITE SENEGAL	Public order and security services	81,226.04
Senegal	UNITRADE	Published products	56,006.82
Senegal	UTRAPLAST SARL	Tools and general machinery	35,429.06
Senegal	VIGASSISTANCE SA	Public order and security services	38,951.02
Serbia	DIRECT MEDIA DOO	Editorial, design, graphic services	112,607.94
Serbia	IPSOS STRATEGIC MARKETING DOO	Management and admin services	30,780.25
Seychelles	TLC TRADING LTD	Tools and general machinery	32,065.00
Sierra Leone	AFRICELL SIERRA LEONE LTD	Engineering and research services	55,000.00
Sierra Leone	AHMRY SERVICES INTERNATIONAL LTD	Building and maintenance services	49,064.63
Sierra Leone	ALTITUDE LOGISTICS COMPANY	Transportation, storage, mail services	246,591.16
Sierra Leone	ASSOCIATES INVESTMENT ENT.	Tools and general machinery	84,013.60
Sierra Leone	BRITISH COUNCIL	Management and admin services	49,200.00
Sierra Leone	C2B PRINT & PUBLISHING	Published products	194,782.60
Sierra Leone	DELS ENTERPRISES	Editorial, design, graphic services	41,797.10
Sierra Leone	DOCTORS WITH AFRICA CUAMM	Engineering and research services	101,759.00
Sierra Leone	EMMANS TRANSPORT & GENERAL SERVICES	Transportation, storage, mail services	776,720.30
Sierra Leone	EXCELLENT GOVERNMENT PRINTING DEPARTMEN	Editorial, design, graphic services	232,471.62
Sierra Leone	GHASSAN AND SONS BUILDING MATERIALS	Structures, construction components	92,760.87
Sierra Leone	HAYAT AUTOTECH AUTO CENTER	Management and admin services	149,148.89
Sierra Leone	INSTITUTE FOR DEVELOPMENT SL LTD	Engineering and research services	56,479.00
Sierra Leone	INTEGRATED POWER & CONTROL SOLUTION	Tools and general machinery	36,308.13
Sierra Leone	JAM CAST PRODUCTION	Editorial, design, graphic services	509,327.95
Sierra Leone	JGOGS INVESTMENT	Management and admin services	36,079.71
Sierra Leone	JOHN B SCREEN LTD	Apparel, luggage and personal care	42,051.59
Sierra Leone	MILLA GROUP (SL) LTD	Tools and general machinery	202,702.00
Sierra Leone	MUSA SHARAFFDEEN & SONS	Musical instruments and arts and crafts	106,365.80
Sierra Leone	NABS TECH	Editorial, design, graphic services	248,478.26
Sierra Leone	NABS TECH	Published products	38,367.35
Sierra Leone	ORANGE SIERRA LEONE LTD	Engineering and research services	54,251.70
Sierra Leone	PEE CEE & SONS	Medical equipment	53,522.61
Sierra Leone	PEE CEE & SONS	Office equipment	51,024.33
Sierra Leone	PREMIER MEDIA GROUP LTD	Editorial, design, graphic services	48,500.00
Sierra Leone	PROJECT PEANUT BUTTER	Medical equipment	405,668.25
Sierra Leone	SALFAIDA CONSTRUCTION & TRADING ENTERPRIS	Building and maintenance services	35,416.67
Sierra Leone	SEA & LAND SERVICES LTD	Transportation, storage, mail services	328,787.94
Sierra Leone	SECURITY SUPPORT GROUP INT	Public order and security services	123,598.70
Sierra Leone	SOLON TRANSPORTATION COMPANY LIMITE	Management and admin services	40,356.89
Singapore	BE VACCINES PTE LTD	Pharmaceuticals, contraceptives, vaccines	13,816,180.48
Singapore	EGENTIC ASIA PACIFIC PTE LTD	Management and admin services	38,263.00
Singapore	REDINGTON DISTRIBUTION PTE LTD	Office equipment	120,589.30
Singapore	STRIDES PHARMA GLOBAL PTE LTD	Pharmaceuticals, contraceptives, vaccines	137,430.00
Singapore	TOYOTA TSUSHO ASIA PACIFIC PTE LTD	Tools and general machinery	69,884.00
Slovakia	MONARFLEX SRO	Tools and general machinery	35,173.57
Slovakia	PKP BARDEJOV SRO	Medical equipment	1,339,251.19
Slovenia	SANDOZ PHARMACEUTICALS DD	Pharmaceuticals, contraceptives, vaccines	204,878.05
Somalia	AFLAX CONSTRUCTION CO	Building and maintenance services	239,015.00
Somalia	AFRAH CONSTRUCTION CO LTD	Building and maintenance services	428,168.26
Somalia	AL MANAL CARPET & FURNITURE	Musical instruments and arts and crafts	91,200.00
Somalia	AL MANAL CARPET & FURNITURE	Transportation, storage, mail services	30,085.11
Somalia	AYUUB	Transportation, storage, mail services	78,147.00
Somalia	BAY REGIONAL EDUCATION COMMITTEE	Building and maintenance services	308,418.00

Location of supplier	Supplier name	Category description	Value (USD)
UNICEF continued			
Somalia	BEDER PRINTING HOUSE	Published products	37,910.20
Somalia	BLUE ENGINEERING & TRANSPORT	Building and maintenance services	146,592.53
Somalia	CAALIN CONSTRUCTION COMPANY	Building and maintenance services	98,996.45
Somalia	CENTRE FOR CONS RESEARCH & DEV. ENT.	Engineering and research services	286,592.30
Somalia	DESCON ENGINEERS & ARCHITECTS	Building and maintenance services	526,850.00
Somalia	DOCOL CONSTRUCTION REHABILITATION	Building and maintenance services	87,690.60
Somalia	EAGLE ADVERTISEMENT & MEDIA AGENCY	Editorial, design, graphic services	161,925.00
Somalia	FORCIER CONSULTING	Engineering and research services	392,390.00
Somalia	GLOBAL INTERNET LINK TO THE WORLD	Engineering and research services	31,600.00
Somalia	GOLIS SOLAR COMPANY	Building and maintenance services	95,170.00
Somalia	HIDIG	Building and maintenance services	58,240.00
Somalia	HILAAL CONSTRUCTION GENERAL TRADING	Building and maintenance services	211,175.02
Somalia	HIMILO RELIEF & DEVELOPMENT	Transportation, storage, mail services	651,570.89
Somalia	HODAN CONSTRUCTION COMPANY	Building and maintenance services	63,908.20
Somalia	JAMA IBRAHIM HAJI DOOL	Management and admin services	159,000.00
Somalia	KAFAROW GENERAL TRADING COMPANY	Building and maintenance services	110,535.50
Somalia	KOOR CONSULTANTS INC	Building and maintenance services	60,665.00
Somalia	LA FEMME ENGINEERING SERVICES LTD	Building and maintenance services	94,200.00
Somalia	MANDHER RELIEF & DEVELOPMENT	Transportation, storage, mail services	115,680.00
Somalia	NORTH EASTERN TRANSPORTERS CO	Transportation, storage, mail services	347,190.50
Somalia	PHYSICAL RISK SOLUTIONS	Public order and security services	418,572.00
Somalia	PKF ACCOUNTANTS AND BUSINESS	Engineering and research services	54,000.00
Somalia	RAINBOW SECURITY CO	Public order and security services	161,528.00
Somalia	RESEARCHCARE AFRICA LIMITED	Engineering and research services	373,416.74
Somalia	SACADADIN SUPERMARKET	Office equipment	43,999.20
Somalia	SAHFO CONSTRUCTION AND CONTRACTING	Building and maintenance services	240,700.00
Somalia	SHAMSA YASSIN NASRA WEHELIYE	Building and maintenance services	310,800.00
Somalia	SHAMSA YASSIN NASRA WEHELIYE	Management and admin services	108,000.00
Somalia	SHAQODOON ORGANIZATION	Engineering and research services	83,714.61
Somalia	TAYO CONSTRUCTION GENERAL ENGINEERING	Building and maintenance services	214,740.27
Somalia	TERRE SOLIDALI ONLUS	Management and admin services	46,873.80
Somalia	TERRE SOLIDALI ONLUS	Tools and general machinery	85,850.84
Somalia	TERRE SOLIDALI ONLUS	Transportation, storage, mail services	112,407.56
Somalia	WAAFI CONSTRUCTION & CONSULTING	Building and maintenance services	230,846.00
Somalia	WARDI RELIEF & DEVELOPMENT INITIATIVES	Transportation, storage, mail services	692,369.32
Somalia	WEHELIYE GENERAL TRADING COMPANY	Transportation, storage, mail services	52,460.00
South Africa	ABN EVENT PRODUCTION	Travel, food and lodging	36,753.35
South Africa	ACCELERATE PERFORMANCE CC	Travel, food and lodging	30,224.00
South Africa	ACOUSTIC WALLING SOLUTIONS	Office equipment	38,197.78
South Africa	ASPEN PHARMACARE LTD	Medical equipment	418,128.00
South Africa	BEYOND WIRELESS TECHNOLOGY PTY LTD	Medical equipment	71,349.75
South Africa	BIDVEST PROTEA COIN (PTY) LTD	Public order and security services	35,632.15
South Africa	BRAMHOPE GROUP PTY LTD	Tools and general machinery	62,251.11
South Africa	CAMBRIDGE UNIVERSITY PRESS SOUTH AFRICA PT	Published products	99,000.00
South Africa	CONTROL CHEMICALS PTY LTD	Laboratory and testing equipment	2,029,602.71
South Africa	CONTROL CHEMICALS PTY LTD	Tools and general machinery	734,001.18
South Africa	CORNERSTONE ECONOMIC RESEARCH	Management and admin services	94,008.00
South Africa	DIVA NUTRITIONAL PRODUCTS PTY LTD	Medical equipment	18,994,847.28
South Africa	DSM NUTRITIONAL PRODUCTS SOUTH AFRICA PT	Medical equipment	883,842.59
South Africa	ECONOMIC POLICY RESEARCH INSTITUTE	Engineering and research services	833,958.98
South Africa	ECONOMIC POLICY RESEARCH INSTITUTE	Management and admin services	89,740.00
South Africa	FUNDRAISING THAT WORKS PTY LTD	Management and admin services	369,090.82
South Africa	GC RIEBER COMPACT SOUTH AFRICA	Medical equipment	4,451,780.00
South Africa	GILDENHUYS EARTHMOVING CC	Tools and general machinery	887,315.29
South Africa	HOGAN LOVELLS SOUTH AFRICA	Management and admin services	197,523.24
South Africa	INSTITUTE FOR CHILD WITNESS RESEARCH AND TI	Management and admin services	138,789.47
South Africa	LASEC DIAGNOSTICS PTY LTD	Medical equipment	291,800.00
South Africa	MARATHON MANAGEMENT CONSULTING PTY	Engineering and research services	88,561.39
South Africa	MZABALAZO ADVISORY SERVICES	Management and admin services	52,521.13
South Africa	NATIONAL EDUCATION COLLABORATION TRUST	Engineering and research services	147,850.70
South Africa	OXFORD UNIVERSITY PRESS ORBIS	Published products	303,500.00
South Africa	OZMIK PROPERTY INVESTMENTS	Management and admin services	278,561.09
South Africa	PAX RESOURCES	Tools and general machinery	259,765.25
South Africa	PRAEKELT FOUNDATION	Engineering and research services	496,200.00
South Africa	REBONI FURNITURE GROUP	Office equipment	101,596.05
South Africa	ROOFTOP VIDEO PRODUCTIONS CC	Editorial, design, graphic services	41,270.19
South Africa	S CUBED CONSULTING CC	Management and admin services	53,674.11
South Africa	SAUBATECH PTY LTD	Management and admin services	129,858.65
South Africa	SLINGSHOT MEDIA	Editorial, design, graphic services	30,116.70
South Africa	SOLE TECHNOLOGIES	Office equipment	35,269.37
South Africa	SOUTHERN HEMISPHERE	Engineering and research services	35,787.50
South Africa	SPATIAL INTELLIGENCE PTY LTD	Engineering and research services	1,737,845.37
South Africa	STERLING EXPORT CORPORATION	Office equipment	35,280.00
South Africa	SUPERSPORT INTERNATIONAL PTY LTD	Management and admin services	48,076.92
South Africa	TSAKISI SUPPLIES CC	Office equipment	265,431.75
South Africa	UNIVERSITY OF CAPE TOWN GSB	Management and admin services	126,989.40
South Africa	WORLD FOOD PROGRAMME	Transportation, storage, mail services	95,757.32
South Africa	ZERO APPLIANCES PTY LTD	Medical equipment	339,273.00
South Sudan	ACTION AFRICA HELP INTERNATIONAL	Management and admin services	563,123.03
South Sudan	AFRI VENTURES LTD	Office equipment	33,542.00
South Sudan	AMMARS COMPANY LTD	Building and maintenance services	178,002.00
South Sudan	AP-TECH CONTRACTORS	Tools and general machinery	179,820.00
South Sudan	ASTROID BUILDING CONSULTANCY	Building and maintenance services	130,500.00
South Sudan	CANACTION ENTERPRISE LTD	Building and maintenance services	272,042.00

Location of supplier	Supplier name	Category description	Value (USD)
UNICEF continued			
South Sudan	CLASSIQUE HOMES INT LTD	Management and admin services	1,014,400.00
South Sudan	CREATIVE ENTERPRICE LTD	Building and maintenance services	199,123.08
South Sudan	DALBIT INTERNATIONAL LTD	Fuels and lubricants etc.	238,812.00
South Sudan	DON BOSCO VOCATIONAL TRAINING CENTRE	Office equipment	436,968.00
South Sudan	ENVIROCARE CONSULTACY LTD	Management and admin services	43,050.00
South Sudan	EVOLVE GENERAL TRADING AND INVESTME	Building and maintenance services	41,020.00
South Sudan	EZENTUS CO LTD	Tools and general machinery	123,852.03
South Sudan	FARUZA GENERAL TRADING CO	Building and maintenance services	319,000.00
South Sudan	FREIGHT IN TIME SOUTH SUDAN LTD	Transportation, storage, mail services	31,652.50
South Sudan	GANESH PRINTER CO LTD	Apparel, luggage and personal care	87,050.00
South Sudan	GANESH PRINTER CO LTD	Musical instruments and arts and crafts	1,602,975.38
South Sudan	GANESH PRINTER CO LTD	Published products	1,816,127.71
South Sudan	GT TRADING & INVESTMENT CO LTD	Musical instruments and arts and crafts	714,400.00
South Sudan	JAMBO CONSTRUCTION & TRADING LTD	Building and maintenance services	164,618.69
South Sudan	JUBA CATERING SERVICES LTD	Building and maintenance services	824,524.03
South Sudan	JUBA SUPPLIES & MAINTENANCE LTD	Building and maintenance services	590,471.90
South Sudan	LALIBELA CONSTRUCTION & LOGISTICS CO LTD	Building and maintenance services	1,117,221.00
South Sudan	LOGISTICS LINK LTD	Transportation, storage, mail services	68,916.50
South Sudan	MBF CONSTRUCTION CO LTD	Building and maintenance services	346,991.14
South Sudan	MOUNTAIN TOP PUBLISHERS LTD	Editorial, design, graphic services	722,680.00
South Sudan	NORTHEAST MECHATRONIC EQUIPMENT SS CO L	Tools and general machinery	88,104.00
South Sudan	PAN-CHINA CONSTRUCTION GROUP	Building and maintenance services	389,934.27
South Sudan	PG3 LOGISTICS & GRAPHICS	Transportation, storage, mail services	132,344.02
South Sudan	POWERMET CO LTD	Tools and general machinery	39,261.60
South Sudan	REDCO CO LTD	Building and maintenance services	125,840.00
South Sudan	RELIEFLINE AFRICA LTD	IT and communications equipment	38,700.00
South Sudan	RELIEFLINE AFRICA LTD	Medical equipment	610,560.00
South Sudan	SILVERSTONE LOGISTICS LTD	Tools and general machinery	738,582.00
South Sudan	SUN SHINE TE. COMPANY LTD	Building and maintenance services	299,528.36
South Sudan	SUPERIOR ENTERPRISES	Building and maintenance services	925,335.50
South Sudan	TIANYUAN CONSTRUCTION GROUP	Building and maintenance services	183,966.31
South Sudan	TROJAN ENTERPRISES SS LTD	Transportation, storage, mail services	3,267,209.83
South Sudan	UGORO S SONS FOR TRANSPORTATION	Travel, food and lodging	34,500.00
South Sudan	UNIVERSAL HYDRO ENGINEERS&CONTRACTO	Building and maintenance services	30,828.00
South Sudan	UNIVERSAL PRINTERS CO LTD	Musical instruments and arts and crafts	277,715.25
South Sudan	UPPER NILE CONSTRUCTION CO LTD	Building and maintenance services	39,803.00
South Sudan	VICOMEX ENGINEERING CO LTD	Public order and security services	30,000.00
South Sudan	WAREHOUSING & LOGISTICS CO LTD	Transportation, storage, mail services	492,546.63
South Sudan	WARRIOR SECURITY SERVICES	Public order and security services	793,394.00
South Sudan	YABSERA COMPANY LTD	Building and maintenance services	559,273.00
South Sudan	ZEREGABER GENERAL TRADING LTD	Medical equipment	38,000.00
South Sudan	ZEREGABER GENERAL TRADING LTD	Tools and general machinery	66,285.68
Spain	BARNA IMPORT MEDICA SA	Medical equipment	792,196.62
Spain	CARTAY PRODUCTOS DE ACOGIDA SL	Apparel, luggage and personal care	658,254.55
Spain	DARYL UPSALL CONSULTING INT. SL	Management and admin services	106,635.07
Spain	EDICIONES EL PAIS	Editorial, design, graphic services	30,000.00
Spain	GESAWORLD SA	Management and admin services	89,840.00
Spain	GOIZPER S. COOP. LTDA	Tools and general machinery	275,633.19
Spain	INCATEMA CONSULTING & ENGINEERING	Building and maintenance services	360,823.90
Spain	JOMIPSA	Apparel, luggage and personal care	654,437.24
Spain	JOMIPSA	Musical instruments and arts and crafts	122,160.42
Spain	JOMIPSA	Tools and general machinery	140,227.11
Spain	LABORATORIO ALDO-UNION SA	Pharmaceuticals, contraceptives, vaccines	436,914.37
Spain	REDONDO Y GARCIA, S.A.	Structures, construction components	57,701.42
Spain	TRAMA TECNOAMBIENTAL SL	Engineering and research services	34,182.00
Sri Lanka	ANALYTICAL INSTRUMENTS PVT LTD	Tools and general machinery	100,483.00
Sri Lanka	DIESEL AND MOTOR ENGINEERING PLC	Management and admin services	47,187.86
Sri Lanka	KIRTHI SRI RANAWEERA	Management and admin services	84,132.77
Sri Lanka	LANKA ASHOK LEYLAND PLC	Tools and general machinery	114,770.14
Sri Lanka	MTV CHANNEL PRIVATE LIMITED	Editorial, design, graphic services	37,421.22
Sri Lanka	PE PLUS (PVT) LTD	Tools and general machinery	32,004.99
Sri Lanka	SIERRA ENGINEERING & CONSTRUCTION	Tools and general machinery	92,784.71
Sri Lanka	SINGER (SRI LANKA) PLC	Tools and general machinery	161,395.50
Sri Lanka	TISARA ENGINEERING SERVICES PVT LTD	Tools and general machinery	120,541.90
Sudan	ABBARCI DARFUR UNITED ROAD	Transportation, storage, mail services	34,410.00
Sudan	AL CANAR DEVELOPMENT CO LTD	Musical instruments and arts and crafts	269,316.44
Sudan	ALBATRIK TRADING & SERVICES CO	Tools and general machinery	37,253.27
Sudan	ALHEES FOR TRADING & CONTRACTING	Building and maintenance services	30,597.43
Sudan	ALI MUSTAFA BARAKA HAROUN	Management and admin services	42,000.00
Sudan	ALWAHA FOR SUPPLIES CO LTD	Tools and general machinery	36,672.50
Sudan	ATLANTIS EVENTS	Editorial, design, graphic services	36,636.00
Sudan	BABEL CONTRACTING	Building and maintenance services	680,379.00
Sudan	DARHAMRA FOR ENGINEERING AND CONTRACTIN	Building and maintenance services	1,070,000.00
Sudan	DIESEL GENERATOR CO LTD	Office equipment	50,400.00
Sudan	DO FOR INTEGRATED SOLUTIONS CO	Published products	44,440.00
Sudan	EL TIGANI OMER EL KARIB	Management and admin services	528,000.00
Sudan	EVA FERDINAND MABU	Management and admin services	99,000.00
Sudan	FAITH ORGANICS IMPORT & EXPORT	Musical instruments and arts and crafts	102,375.00
Sudan	FAITH ORGANICS IMPORT & EXPORT	Tools and general machinery	34,840.00
Sudan	FORCIER CONSULTING LLC	Engineering and research services	205,331.21
Sudan	GEOMASTER FOR GEOLOGICAL SERVICES A	Engineering and research services	44,000.00
Sudan	GOLDEN ARROW CO LTD	Motor vehicles and parts	532,240.00
Sudan	HACCP COMPANY FOR CHEMICALS & EQUIPMENT	Tools and general machinery	164,907.00
Sudan	HAYDER & FARID TRANSPORT CO	Transportation, storage, mail services	39,091.00

Location of supplier	Supplier name	Category description	Value (USD)
UNICEF continued			
Sudan	HURRIA PRINTING PRESS	Published products	228,715.11
Sudan	KENANA ENGINEERING & TECHNICAL SERVICES C(	Building and maintenance services	368,307.00
Sudan	KENANA SUGAR CO LTD	Building and maintenance services	538,629.86
Sudan	MEGATRADE CO LTD	Building and maintenance services	140,227.10
Sudan	OMAR OSMAN TRADING & CONSTRUCTION	Building and maintenance services	94,616.01
Sudan	OMASKI SAI INFRA CO LTD	Building and maintenance services	137,545.00
Sudan	ORNAMENT FOR ENGINEERING AND	Building and maintenance services	88,678.00
Sudan	RAWAA FOR PRINTING & PACKING	Published products	111,000.00
Sudan	REFAT FAKHRI GORGI	Management and admin services	36,000.00
Sudan	SAMIL INDUSTRIAL CO	Medical equipment	3,267,122.40
Sudan	SAMIL INDUSTRIAL CO	Transportation, storage, mail services	330,303.86
Sudan	SUDAN SHIPPING LINE CO LTD	Transportation, storage, mail services	381,443.52
Sudan	SUDANESE TELECOMMUNICATION CO	Engineering and research services	160,600.40
Sudan	SUDANESE TRAINING CENTRE FORI	Editorial, design, graphic services	32,931.72
Sudan	SUDAPOST	Transportation, storage, mail services	34,784.10
Sudan	TAGOUG SOAP FACTORY	Tools and general machinery	35,700.00
Sudan	TAGRAN FOR ENGINEERING & CONTRACTING	Building and maintenance services	527,784.00
Sudan	TAWFIG SOAP FACTORY	Tools and general machinery	153,000.00
Sudan	TECHNO EMERGENCY CO LTD	Apparel, luggage and personal care	230,419.50
Sudan	TECHNO EMERGENCY CO LTD	Structures, construction components	155,325.00
Sudan	TECHNOLOGY OF SUBMERSIBLE PUMPS	Tools and general machinery	64,800.00
Sudan	TELEMEDIA CO LTD	Office equipment	44,640.00
Sudan	THE BOX OUTDOOR ADVERTISING CO LTD	Editorial, design, graphic services	43,984.00
Sudan	TOMAK ENGINEERING CO LTD	Building and maintenance services	214,901.55
Sudan	UNITED INTEGRATED SOLUTIONS	Musical instruments and arts and crafts	900,295.28
Sudan	YARMOUK INDUSTRIAL SERVICES CO LTD	Tools and general machinery	84,463.65
Suriname	CKC MOTORS COMPANY NV	Tools and general machinery	41,500.00
Suriname	HSDS. SURINAME NV	Office equipment	33,679.25
Sweden	BIAB INTERNATIONAL AB	Apparel, luggage and personal care	441,689.36
Sweden	BIAB INTERNATIONAL AB	Musical instruments and arts and crafts	895,219.82
Sweden	BIAB INTERNATIONAL AB	Published products	2,307,455.11
Sweden	HEMOCUE AB	Medical equipment	1,083,297.42
Sweden	MALMO UNIVERSITY	Engineering and research services	167,209.00
Sweden	PLAN INTERNATIONAL SVERIGE	Management and admin services	55,959.00
Sweden	SMURFIT KAPPA LAGAMILL AB	Medical equipment	955,554.28
Sweden	VICTORIA SCANDINAVIAN SOAP AB	Tools and general machinery	62,452.17
Sweden	XMOMS FORETAGSPROFILERING AB	Apparel, luggage and personal care	59,176.54
Switzerland	ARCHITECTURAL PIONEERING CONSULTANT	Building and maintenance services	1,252,215.00
Switzerland	BERLINGER & CO AG	Medical equipment	1,479,240.75
Switzerland	BUREAU VAN DIJK ELECTRONIC PUBLISHI	Engineering and research services	87,448.24
Switzerland	CLASS ORGA BUREAU SA	Building and maintenance services	158,785.80
Switzerland	CROSS SYSTEMS SA	Engineering and research services	112,500.00
Switzerland	DSM NUTRITIONAL PRODUCTS EUROPE LTD	Medical equipment	14,472,197.36
Switzerland	DURE TECHNOLOGIES PVT SA	Engineering and research services	35,160.00
Switzerland	EDGE STRATEGY AG	Management and admin services	40,000.00
Switzerland	GLOBAL ALLIANCE FOR IMPROVED NUTRITION (G/	Medical equipment	237,600.00
Switzerland	GROUNDWORK LLC	Engineering and research services	2,210,882.00
Switzerland	INTERTRADE INTERNATIONAL SA	Medical equipment	38,478.67
Switzerland	IPSOS SUISSE SA	Engineering and research services	125,925.93
Switzerland	JETIVIA SA	Transportation, storage, mail services	41,322.31
Switzerland	KPMG	Engineering and research services	400,983.00
Switzerland	MEDELA AG	Medical equipment	393,781.07
Switzerland	MULTISEARCH AG	Engineering and research services	114,561.44
Switzerland	NOVARTIS PHARMA SERVICES AG	Pharmaceuticals, contraceptives, vaccines	2,781,717.60
Switzerland	NOVOTEL GENÈVE CENTRE	Travel, food and lodging	34,817.66
Switzerland	OPEN SYSTEMS AG	Engineering and research services	2,905,016.63
Switzerland	PRICEWATERHOUSECOOPERS AG	Engineering and research services	90,000.00
Switzerland	RIEDER SYSTEMS SA	Building and maintenance services	90,561.31
Switzerland	ROMANDE ENERGIE COMMERCE SA	Building and maintenance services	83,448.31
Switzerland	SHARP ELECTRONICS SCHWEIZ AG	Editorial, design, graphic services	81,300.81
Switzerland	SOFIES SA	Building and maintenance services	47,750.00
Switzerland	SUSTAINABLE OUTREACH	Management and admin services	99,107.00
Switzerland	SWISS TROPICAL AND PUBLIC HEALTH	Engineering and research services	41,500.00
Switzerland	VESTERGAARD SA	Medical equipment	20,772,368.90
Switzerland	WINCASA	Management and admin services	2,115,063.41
Syrian Arab Republic	ABDO ABDULRAOUF & SONS CO	Office equipment	78,610.80
Syrian Arab Republic	ADONEES ADANA TALEB	Management and admin services	40,000.00
Syrian Arab Republic	AFKAR FOR TRADING AND CONSULTING	Engineering and research services	74,285.00
Syrian Arab Republic	AHEL ALSHAM INITIATIVE	Apparel, luggage and personal care	105,440.00
Syrian Arab Republic	AHMED & MOHAMMED RAMI ZEIDO CO	Office equipment	3,249,000.00
Syrian Arab Republic	AJWA'A TRADING CO LLC	Management and admin services	123,000.00
Syrian Arab Republic	AL-DABBOUSI TRADING & CONTRACTING	Tools and general machinery	462,600.00
Syrian Arab Republic	AL-MOUNAKKEL MONKEL MOHAMAD-BASSEM M/	IT and communications equipment	55,400.00
Syrian Arab Republic	AL-NAAL LLC	Apparel, luggage and personal care	3,629,503.67
Syrian Arab Republic	AL-NAAL LLC	Medical equipment	32,250.00
Syrian Arab Republic	AL-NAAL LLC	Musical instruments and arts and crafts	1,130,504.00
Syrian Arab Republic	AL FARDOSE CO	Musical instruments and arts and crafts	120,161.40
Syrian Arab Republic	ALAMIR CO FOR FOOD PRODUCTS	Office equipment	61,577.32
Syrian Arab Republic	ALKUSTY FOR TRADING CO	Apparel, luggage and personal care	70,200.00
Syrian Arab Republic	ALKUSTY FOR TRADING CO	Transportation, storage, mail services	43,616.00
Syrian Arab Republic	ALMATTAR CO	Building and maintenance services	892,926.00
Syrian Arab Republic	ANDALUSIA FOR TRADING CO	Management and admin services	137,200.00
Syrian Arab Republic	AWTAR GROUP	Editorial, design, graphic services	240,000.00
Syrian Arab Republic	BAALBAKI FOR INDUSTRY & TRADE LLC	Musical instruments and arts and crafts	5,030,130.15

Location of supplier	Supplier name	Category description	Value (USD)
UNICEF continued			
Syrian Arab Republic	BASHAR TALAT ALJABI	Musical instruments and arts and crafts	465,275.00
Syrian Arab Republic	CENTER OF INTERNATIONAL TRADE	Medical equipment	1,689,773.00
Syrian Arab Republic	CNR LLC	Management and admin services	33,180.00
Syrian Arab Republic	FOUR SEASONS HOTEL DAMASCUS	Travel, food and lodging	70,043.21
Syrian Arab Republic	FUTURE TECHNOLOGIES CO LTD	Engineering and research services	1,017,848.00
Syrian Arab Republic	GEORGE & SAMER GHOSSEN TRADING CO	Medical equipment	72,000.00
Syrian Arab Republic	GEORGE & SAMER GHOSSEN TRADING CO	Musical instruments and arts and crafts	78,185.00
Syrian Arab Republic	GEORGE & SAMER GHOSSEN TRADING CO	Tools and general machinery	80,000.00
Syrian Arab Republic	GHADA ARNOUK	Management and admin services	55,000.00
Syrian Arab Republic	GLOBAL SURVEYS LLC	Transportation, storage, mail services	1,258,303.78
Syrian Arab Republic	GO GREEN SYRIA	Apparel, luggage and personal care	210,227.00
Syrian Arab Republic	INTEGRATION FOR TRADING CO LL	Management and admin services	40,000.00
Syrian Arab Republic	JAIROUDIEH ENGINEERING LLC	Transportation, storage, mail services	415,375.00
Syrian Arab Republic	KARDISI CO	Building and maintenance services	291,107.25
Syrian Arab Republic	KHALDOUN AWAD & PARTNER CO	Tools and general machinery	969,900.00
Syrian Arab Republic	KHALED ZEEB AL JAMMAL	Building and maintenance services	990,577.00
Syrian Arab Republic	KHAMIS AND AL-LAIL-SEDANAH TRADING	Medical equipment	320,000.00
Syrian Arab Republic	LAND TRANSPORT INTERNATIONAL	Transportation, storage, mail services	487,592.83
Syrian Arab Republic	MAHER MAZHAR KAHWAJI	Musical instruments and arts and crafts	776,437.50
Syrian Arab Republic	MAHMUD AHMED & MHD YOUNES	Building and maintenance services	129,380.00
Syrian Arab Republic	MAJED & MOHAMED AL-ZAYED CO	Apparel, luggage and personal care	5,057,488.34
Syrian Arab Republic	MAJED & MOHAMED AL-ZAYED CO	Medical equipment	121,500.00
Syrian Arab Republic	MAJED & MOHAMED AL-ZAYED CO	Structures, construction components	1,008,086.50
Syrian Arab Republic	MEMAC OGILVY DROUBI CO LTD	Editorial, design, graphic services	586,750.00
Syrian Arab Republic	MIKANO INTERNATIONAL LTD	Office equipment	122,067.00
Syrian Arab Republic	MIKANO INTERNATIONAL LTD	Tools and general machinery	183,823.20
Syrian Arab Republic	MOHAMAD HUSSAIN OBAIDI	Published products	297,517.50
Syrian Arab Republic	MOHAMAD JAAFAR KHATTAB	Building and maintenance services	1,973,288.10
Syrian Arab Republic	MOHAMMAD KHIER DIAB	Management and admin services	149,799.96
Syrian Arab Republic	MOON HOUSE FOR PRINTING	Musical instruments and arts and crafts	59,000.00
Syrian Arab Republic	MOON HOUSE FOR PRINTING	Published products	408,065.00
Syrian Arab Republic	MOUHAMAD FAKHER MASRI	Building and maintenance services	341,600.00
Syrian Arab Republic	OMAYAD HOTEL	Travel, food and lodging	36,397.27
Syrian Arab Republic	SAFIR HOMS HOTEL	Travel, food and lodging	139,230.97
Syrian Arab Republic	SAKER ALSAHRAA LLC	Apparel, luggage and personal care	315,427.13
Syrian Arab Republic	SAKKAL & TABBAA CO	Published products	99,603.54
Syrian Arab Republic	SALHANI PRINTING EST	Published products	155,750.00
Syrian Arab Republic	SANAYA EST	Structures, construction components	109,080.00
Syrian Arab Republic	SARA CO	Building and maintenance services	409,213.20
Syrian Arab Republic	SEEN CO	Transportation, storage, mail services	496,038.25
Syrian Arab Republic	SHARIKAT MHD SAID AL EMAD WA HASSAN	Office equipment	97,301.40
Syrian Arab Republic	SHARIKAT MHD SAID AL EMAD WA HASSAN	Tools and general machinery	83,705.00
Syrian Arab Republic	SHEMA CO	Building and maintenance services	159,140.00
Syrian Arab Republic	SHOROUK FOR PROTECTION AND GUARDING ANI	Public order and security services	69,860.00
Syrian Arab Republic	SPECIALIZED SYRIAN TRANSPORTATION	Transportation, storage, mail services	923,686.70
Syrian Arab Republic	TADREEB	Engineering and research services	880,096.89
Syrian Arab Republic	WORLD FOOD PROGRAM SYRIA	Transportation, storage, mail services	450,000.00
Tajikistan	CENTER OF SOCIOLOGICAL RESEARCHES	Engineering and research services	60,944.18
Tajikistan	LLC ART AREA	Management and admin services	68,367.37
Tajikistan	LLC M VECTOR	Management and admin services	74,600.00
Thailand	APPCO LTD	Management and admin services	522,827.90
Thailand	DREAMLOPMENTS LTD	Management and admin services	85,304.67
Thailand	E DIGITAL CO LTD	Building and maintenance services	91,570.00
Thailand	EDUCATION SERVICES AND TRAINING AGENGY (ES	Management and admin services	192,210.53
Thailand	FACULTY OF SOCIAL ADMINISTRATION, THAMMAS	Engineering and research services	56,693.71
Thailand	FIRST INTERBUSINESS LTD	Office equipment	54,079.09
Thailand	GUTS INVESTIGATION CO LTD	Public order and security services	56,000.00
Thailand	JONES LANG LASALLE MANAGEMENT LTD	Management and admin services	141,667.64
Thailand	KNOWLEDGE POWER CO LTD	Management and admin services	31,180.40
Thailand	P.R. RECRUITMENT AND BUSINESS MANAGEMENT	Management and admin services	58,807.31
Thailand	PIMOLCHAI SUKSAKORN CO LTD	Medical equipment	1,320,950.00
Thailand	QUALITY HOUSES PUBLIC CO LTD	Management and admin services	393,490.94
Thailand	SCALE360 CO LTD	Management and admin services	31,657.32
Thailand	SIAM INTEGRATED TECHNOLOGY CO LTD	Office equipment	75,028.06
Thailand	SOCIAL MEDIA MASTER CO LTD	Editorial, design, graphic services	109,131.18
Thailand	TELEDIRECT TELECOMMERCE (THAILAND) LTD	Management and admin services	38,501.66
Thailand	THANTAWAN INDUSTRY PLC	Medical equipment	124,800.00
Thailand	THE PIXEL ONE PRODUCTION CO LTD	Management and admin services	183,548.24
Thailand	TOOLMORROW CO LTD	Editorial, design, graphic services	44,166.42
Thailand	TRI PETCH ISUZU SALES CO LTD	Tools and general machinery	43,532.93
Thailand	VIZDOM RESOURCES CO LTD	Management and admin services	94,173.04
Thailand	VSV ASIA CO LTD	Tools and general machinery	386,642.76
Timor-Leste	AUTO TIMOR LESTE	Office equipment	34,000.00
Timor-Leste	HERO INTERNATIONAL	Tools and general machinery	78,600.00
Togo	ENERGIE STABLE	Building and maintenance services	126,634.42
Togo	ENTREPRISE MODERNE DE TECHNOLOGIE	Building and maintenance services	77,945.79
Togo	ETS IMPRIMERIE DIEU DONNE	Published products	32,253.57
Togo	SATGURU TRAVELS AND TOURS SERVICES	Engineering and research services	35,065.78
Tunisia	ALICE EVENTS	Travel, food and lodging	42,799.20
Tunisia	AMA ENGINEERING & PROJECT MANAGEMEN	Building and maintenance services	51,849.00
Tunisia	ONE-TO-ONE RESEARCH & POLLING	Engineering and research services	110,646.58
Tunisia	SNAPSHOT PRODUCTION	Editorial, design, graphic services	106,188.15
Tunisia	SOCIETE DES SERVICES SPECIALISES S.S.S	Office equipment	35,946.80
Tunisia	ST2I CONSULTING	Engineering and research services	45,493.47

Location of supplier	Supplier name	Category description	Value (USD)
UNICEF continued			
Tunisia	STE NEHDI POUR LE COMMERCE ET	Building and maintenance services	36,517.42
Turkey	2AA TIP TEKNOLOJILERI & BILGI SISTEMLERI LTD S	Tools and general machinery	186,500.00
Turkey	ADANA EKSPRES UMUMI NAKLIYAT VE TIC	Musical instruments and arts and crafts	46,781.98
Turkey	ADIM ANKARA LTD	Musical instruments and arts and crafts	168,700.00
Turkey	ALTAN OZYURT MATBAACILIK	Published products	105,156.71
Turkey	ANADOLU UNIVERSITESI ENGELLILER	Management and admin services	54,445.50
Turkey	ARMASIS BILGI TEKNOLOJILERI	IT and communications equipment	57,834.50
Turkey	ARMASIS BILGI TEKNOLOJILERI	Office equipment	140,335.99
Turkey	ATA KARDESLER INSAAT MUTEA TUR	Building and maintenance services	45,486.82
Turkey	ATA KARDESLER INSAAT MUTEA TUR	Management and admin services	66,569.16
Turkey	ATABAY PHARMACEUTICALS FACTORY AS	Pharmaceuticals, contraceptives, vaccines	254,220.50
Turkey	ATAPOLTRANS	Apparel, luggage and personal care	5,099,103.48
Turkey	ATAPOLTRANS	Tools and general machinery	351,811.00
Turkey	BICAKCILAR DIS TICARET A.S.	Medical equipment	32,686.63
Turkey	BILGI EGITIM TEKNOLOJILERI LTD	Office equipment	600,921.64
Turkey	CIFTCIOGLU CANTA BEKIR CIFTCI	Musical instruments and arts and crafts	4,187,736.30
Turkey	EDUSER DANISMANLIK CONSULTANCY	Management and admin services	148,250.48
Turkey	ERCIYES UNIVERSITY	Engineering and research services	250,844.63
Turkey	ESCUDO GRUP AS	Musical instruments and arts and crafts	274,928.00
Turkey	GENC TAAHHUT GIYIM TEKSTIL INSAAT S	Apparel, luggage and personal care	465,035.00
Turkey	IBRAHIM ABIS CAGRI YAPI VE GUVENLIK	Published products	59,000.00
Turkey	ID BILKENT UNIVERSITESI	Engineering and research services	209,825.34
Turkey	IDEASIS BILISIM TEKNOLOJILERI	Management and admin services	95,545.00
Turkey	IKADA IK GELISIM DANIS. LTD STI	Management and admin services	106,220.34
Turkey	IRIS ILETISIM COZUMLERI	Management and admin services	39,666.03
Turkey	KL YAPI CELIK IMALAT & TIC. AS	Structures, construction components	821,600.00
Turkey	KL YAPI CELIK IMALAT & TIC. AS	Transportation, storage, mail services	660,000.00
Turkey	MEN ANORAK TEKSTIL SAN TIC LTD STI	Transportation, storage, mail services	187,600.00
Turkey	MTK BILISIM YAZILIM ARASTIRMA	Engineering and research services	53,934.24
Turkey	PASTORAL TURIZM EQUINOX TRAVEL	Travel, food and lodging	46,976.31
Turkey	PETEK KONUT MUTEAHHITLIK YAPI & INSAAT SAN	Management and admin services	242,689.00
Turkey	PETROL OFISI A S	Fuels and lubricants etc.	46,000.00
Turkey	RAM DIS TICARET A S	Tools and general machinery	32,000.00
Turkey	RGC TASARIM INOVASYON DANISMANLIK	Editorial, design, graphic services	56,854.96
Turkey	RICOH TURKIYE BASKI COZUMLERI	Office equipment	123,750.00
Turkey	SAYORE SAGLIK LTD	Management and admin services	49,737.82
Turkey	SECURITAS GUVENLIK HIZMETLERI AS	Public order and security services	98,334.46
Turkey	SERENAS ULUSLARARASI TURIZM KONGRE ORGAN	Management and admin services	38,780.66
Turkey	SERENAS ULUSLARARASI TURIZM KONGRE ORGAN	Travel, food and lodging	1,127,316.39
Turkey	SIMETRI EGITIM ARACLARI HARUN BAGCI	Musical instruments and arts and crafts	396,896.89
Turkey	SREO DANISMANLIK LTD SIRKETI	Engineering and research services	174,400.00
Turkey	STANDART POMPA & MAKINA SANAYI TIC	Tools and general machinery	32,220.00
Turkey	TANDANS TEKNOLOJI ANALIZ DANISMANLIK	Engineering and research services	114,884.79
Turkey	TCA OYUN TICARET AS	Editorial, design, graphic services	222,212.84
Turkey	TEMEL KIRTASIYE	Musical instruments and arts and crafts	61,771.60
Turkey	TNR PREFABRIK	Structures, construction components	6,175,392.45
Turkey	TUGBA CANTA SAN & TIC LTD STI	Musical instruments and arts and crafts	2,514,650.63
Turkey	ULTRA TURIZM TICARET AS	Travel, food and lodging	149,522.72
Turkey	YAPIMCI MEDYA ILETISIM ORG PROD REK	Editorial, design, graphic services	39,390.16
Turkey	YUNUS EMRE VAKFı IKTISADI ISLETMESI	Published products	2,527,771.48
Uganda	ALL IN TRADE LTD	Structures, construction components	85,198.05
Uganda	ARROW CENTRE	Tools and general machinery	34,569.83
Uganda	BUNYONYI SAFARIS LTD	Management and admin services	30,125.15
Uganda	CAPITAL RADIO 2015 LTD	Editorial, design, graphic services	86,748.12
Uganda	COMMUNITY SYSTEMS FOUNDATION	Engineering and research services	30,250.00
Uganda	COMPUTER EMPIRE LTD	Office equipment	38,348.84
Uganda	COMPUTER VISION LTD	IT and communications equipment	198,571.51
Uganda	CRESTANKS	Tools and general machinery	102,315.23
Uganda	DAVIS & SHIRTLIFF LTD	Structures, construction components	99,836.06
Uganda	ENTREPRISE RINA	Building and maintenance services	30,464.83
Uganda	EXPRESS LOGISTICS GROUP LTD	Transportation, storage, mail services	54,550.07
Uganda	IBB INTERNATIONAL LTD	Building and maintenance services	74,186.00
Uganda	IBFAN UGANDA	Engineering and research services	79,666.54
Uganda	KUEHNE & NAGEL INC	Transportation, storage, mail services	67,238.49
Uganda	MAENDELEO FOUNDATION	Management and admin services	47,135.45
Uganda	MTN UGANDA LTD	Engineering and research services	30,493.72
Uganda	NEW VISION PRINTING & PUBLISHING	Editorial, design, graphic services	257,517.43
Uganda	NEW VISION PRINTING & PUBLISHING	Musical instruments and arts and crafts	688,882.01
Uganda	NTAKE BAKERY CO LTD	Management and admin services	657,504.00
Uganda	RELIEFLINE (UGANDA) LTD	Medical equipment	89,436.67
Uganda	RESEARCH WORLD INTERNATIONAL LTD	Engineering and research services	110,634.00
Uganda	ROYAL TECHNO INDUSTRIES LTD	Building and maintenance services	133,662.67
Uganda	SHELL UGANDA	Fuels and lubricants etc.	217,098.55
Uganda	SUMADHURA TECHNOLOGIES LTD	Building and maintenance services	46,874.52
Uganda	TMK & COMPANY	Engineering and research services	67,100.00
Uganda	UGANDA TELECOM	Engineering and research services	30,048.50
Uganda	ULTIMATE MULTIMEDIA CONSULT (U) LTD	Engineering and research services	39,178.90
Uganda	UNIVERSAL FOR GENERAL CONSTRUCTION & TRA	Building and maintenance services	1,103,649.25
Uganda	WOMEN IN TECHNOLOGY UGANDA	Management and admin services	94,334.10
Uganda	YO! UGANDA LTD	Engineering and research services	62,254.61
Ukraine	AIMBULANCE	Editorial, design, graphic services	85,823.32
Ukraine	AK ART-BUD	Building and maintenance services	370,966.61
Ukraine	ARENA	Travel, food and lodging	92,997.36
Ukraine	ARMATURNIY ZAVOD ADMIRAL LLC	Tools and general machinery	64,715.06

Location of supplier	Supplier name	Category description	Value (USD)
UNICEF continued			
Ukraine	BC DONMEGASTROY	Building and maintenance services	177,725.40
Ukraine	BIOLINE UKRAINE	Medical equipment	227,000.00
Ukraine	CONSTRUCTION MACHINERY LTD	Tools and general machinery	158,950.00
Ukraine	DELTA PROJEKTCONSULT UKRAINE LLC	Building and maintenance services	64,882.66
Ukraine	DYNASTY	Building and maintenance services	1,283,299.49
Ukraine	EKOL LOGISTICS	Musical instruments and arts and crafts	135,106.75
Ukraine	EKOL LOGISTICS	Tools and general machinery	36,708.00
Ukraine	GRAND ENGINEERING LLC	Building and maintenance services	90,484.21
Ukraine	INMIND	Engineering and research services	39,099.80
Ukraine	IT SOLUTIONS	IT and communications equipment	122,237.50
Ukraine	JSC IMC-CTV	Editorial, design, graphic services	44,585.00
Ukraine	KNIGOLOVE LLC	Editorial, design, graphic services	48,327.14
Ukraine	KRAINA MRIY LLC	Editorial, design, graphic services	114,672.30
Ukraine	LLC "MINDSHARE"	Editorial, design, graphic services	39,447.13
Ukraine	PE LEGAL FIRM "KARRAL"	Building and maintenance services	33,084.32
Ukraine	PRIORITY GROUP CO LTD	Tools and general machinery	1,375,513.95
Ukraine	PRP	Editorial, design, graphic services	54,808.50
Ukraine	ROZKOM LLC	Musical instruments and arts and crafts	40,942.81
Ukraine	SHOOT GROUP LLC	Editorial, design, graphic services	75,913.00
Ukraine	SKY TRADE UKRAINE LLC	Apparel, luggage and personal care	217,175.00
Ukraine	SKY TRADE UKRAINE LLC	Musical instruments and arts and crafts	115,389.54
Ukraine	SKY TRADE UKRAINE LLC	Tools and general machinery	125,577.10
Ukraine	SKYKILLERS	Editorial, design, graphic services	212,876.53
Ukraine	TK-DOMASHNIY TEKSTYL LLC	Tools and general machinery	101,614.00
Ukraine	TOV KOMPANIYA GAMAYUN LTD	Musical instruments and arts and crafts	123,255.33
Ukraine	UKRAINIAN CONFERENCE SERVICE CENTER	Travel, food and lodging	268,497.47
Ukraine	UKRAINIAN INSTITUTE FOR SOCIAL RESEARCH (UI	Management and admin services	135,923.80
Ukraine	UKRVAKTSYNA	Transportation, storage, mail services	115,680.42
Ukraine	UNIQUE TRADING COMPANY LTD	Tools and general machinery	330,611.46
Ukraine	UZBUDMONTAZH LLC	Building and maintenance services	302,334.55
United Arab Emirates	ABU DHABI MEDICAL DEVICES CO LLC	Medical equipment	4,433,310.80
United Arab Emirates	AL TAMIMI AND COMPANY ADVOCATES	Management and admin services	62,500.00
United Arab Emirates	ALEFY FZE	Tools and general machinery	53,340.00
United Arab Emirates	CTG GLOBAL MANAGED SERVICES	Management and admin services	78,018.00
United Arab Emirates	GULF PHARMACEUTICAL INDUSTRIES	Pharmaceuticals, contraceptives, vaccines	122,460.00
United Arab Emirates	GW CONSULTING MIDDLE EAST LIMITED	Public order and security services	36,000.00
United Arab Emirates	MAGENTA FZC	Editorial, design, graphic services	114,117.65
United Arab Emirates	MIL SERVE INTERNATIONAL DMCC	Tools and general machinery	39,126.44
United Arab Emirates	MOGADISHU STARS GENERAL TRADING LLC	Transportation, storage, mail services	1,406,487.10
United Arab Emirates	MOGAS INTERNATIONAL LIMITED	Fuels and lubricants etc.	61,000.00
United Arab Emirates	MOHAMED MAGHAZI GENERAL TRADING LLC	Public order and security services	71,920.00
United Arab Emirates	MPI MIDDLE EAST FZE	Tools and general machinery	80,360.00
United Arab Emirates	NRS INTERNATIONAL FZCO	Structures, construction components	1,609,127.00
United Arab Emirates	NRS RELIEF FZE	Structures, construction components	2,318,147.60
United Arab Emirates	NRS RELIEF FZE	Tools and general machinery	111,596.00
United Arab Emirates	RA INTERNATIONAL FZCO	Management and admin services	33,660.00
United Arab Emirates	SKA INTERNATIONAL GROUP LTD	Travel, food and lodging	525,781.46
United Arab Emirates	TAHPI PTY LTD	Building and maintenance services	201,560.00
United Arab Emirates	TANA NETTING FZ LLC	Medical equipment	10,779,690.20
United Arab Emirates	TRUEBELL MARKETING & TRADING LLC	Tools and general machinery	608,400.00
United Kingdom of Great Britain and Northern Ireland	ACF-UK	Management and admin services	88,744.00
United Kingdom of Great Britain and Northern Ireland	ADDFIELD ENVIRONMENTAL SYSTEMS LTD	Management and admin services	87,296.39
United Kingdom of Great Britain and Northern Ireland	ADDFIELD ENVIRONMENTAL SYSTEMS LTD	Medical equipment	601,910.01
United Kingdom of Great Britain and Northern Ireland	AGILE COLLECTIVE LTD	Editorial, design, graphic services	94,482.90
United Kingdom of Great Britain and Northern Ireland	ALBANY ASSOCIATES INT LTD	Editorial, design, graphic services	41,055.00
United Kingdom of Great Britain and Northern Ireland	ALBANY ASSOCIATES INT LTD	Management and admin services	84,850.00
United Kingdom of Great Britain and Northern Ireland	AVERY WEIGH-TRONIX LTD	Medical equipment	582,650.00
United Kingdom of Great Britain and Northern Ireland	BBC MEDIA ACTION	Editorial, design, graphic services	1,972,496.70
United Kingdom of Great Britain and Northern Ireland	BRITISH COUNCIL	Management and admin services	47,881.18
United Kingdom of Great Britain and Northern Ireland	BUTYL PRODUCTS LTD	Tools and general machinery	631,962.89
United Kingdom of Great Britain and Northern Ireland	CARIBOU DIGITAL (UK) LTD	Engineering and research services	145,000.00
United Kingdom of Great Britain and Northern Ireland	CATALYST IT EUROPE LTD	Management and admin services	119,040.00
United Kingdom of Great Britain and Northern Ireland	CCB FASTMAP LTD	Engineering and research services	97,908.90
United Kingdom of Great Britain and Northern Ireland	CENTRE FOR INTERNATIONAL DEVELOPMENT & T	Engineering and research services	287,173.80
United Kingdom of Great Britain and Northern Ireland	COMMUNICATIONS FOR DEVELOPMENT LTD	Management and admin services	431,034.00
United Kingdom of Great Britain and Northern Ireland	CONSIDER SOLUTIONS LTD	Engineering and research services	923,300.50
United Kingdom of Great Britain and Northern Ireland	CONTENT & CODE LTD	Engineering and research services	184,020.62
United Kingdom of Great Britain and Northern Ireland	CORAM CHILDREN'S LEGAL CENTRE LTD	Engineering and research services	1,083,196.91
United Kingdom of Great Britain and Northern Ireland	CORPORATE LEARNING SOLUTIONS PLC	Management and admin services	810,932.05
United Kingdom of Great Britain and Northern Ireland	DAI EUROPE LTD	Engineering and research services	335,308.00
United Kingdom of Great Britain and Northern Ireland	DELAGUA WATER TESTING LTD	Tools and general machinery	195,902.08
United Kingdom of Great Britain and Northern Ireland	DEVELOPMENT HORIZONS LTD	Management and admin services	63,900.00
United Kingdom of Great Britain and Northern Ireland	DEVELOPMENT PATHWAYS LTD	Engineering and research services	1,101,314.45
United Kingdom of Great Britain and Northern Ireland	DIAGNOSTICS FOR THE REAL WORLD (EUROPE) LT	Medical equipment	319,096.80
United Kingdom of Great Britain and Northern Ireland	DULAS LTD	Medical equipment	1,237,630.94
United Kingdom of Great Britain and Northern Ireland	DURBIN PLC	Medical equipment	77,185.96
United Kingdom of Great Britain and Northern Ireland	DURBIN PLC	Pharmaceuticals, contraceptives, vaccines	2,515,146.42
United Kingdom of Great Britain and Northern Ireland	EUROMONITOR INTERNATIONAL	Engineering and research services	90,000.00
United Kingdom of Great Britain and Northern Ireland	EVENPRODUCTS LTD	Tools and general machinery	367,362.31
United Kingdom of Great Britain and Northern Ireland	FAIREY INDUSTRIAL CERAMICS LTD	Tools and general machinery	170,408.04
United Kingdom of Great Britain and Northern Ireland	FOSTER REFRIGERATOR	Management and admin services	44,465.31
United Kingdom of Great Britain and Northern Ireland	FOSTER REFRIGERATOR	Medical equipment	414,175.04
United Kingdom of Great Britain and Northern Ireland	GUY'S & ST THOMAS' NHS FOUNDATION	Management and admin services	272,000.00
United Kingdom of Great Britain and Northern Ireland	HARRIS INTERACTIVE LTD	Engineering and research services	213,441.37

Location of supplier	Supplier name	Category description	Value (USD)
UNICEF continued			
United Kingdom of Great Britain and Northern Ireland	HATTERSLEY ALADDIN LTD	Medical equipment	140,855.77
United Kingdom of Great Britain and Northern Ireland	HESCO BASTION LTD	Office equipment	62,348.45
United Kingdom of Great Britain and Northern Ireland	HYDRACHEM LTD	Laboratory and testing equipment	536,902.87
United Kingdom of Great Britain and Northern Ireland	HYDRACHEM LTD	Tools and general machinery	860,381.48
United Kingdom of Great Britain and Northern Ireland	ICON4ED LTD	Engineering and research services	49,950.00
United Kingdom of Great Britain and Northern Ireland	ICON4ED LTD	Management and admin services	63,150.00
United Kingdom of Great Britain and Northern Ireland	IMP2 LTD	Engineering and research services	60,300.00
United Kingdom of Great Britain and Northern Ireland	IMP2 LTD	Management and admin services	78,750.00
United Kingdom of Great Britain and Northern Ireland	IMPACTREADY LLP	Engineering and research services	90,000.00
United Kingdom of Great Britain and Northern Ireland	IOD PARC	Engineering and research services	122,969.00
United Kingdom of Great Britain and Northern Ireland	ITAD LTD	Engineering and research services	199,040.00
United Kingdom of Great Britain and Northern Ireland	JANKEL ARMOURING LTD	Motor vehicles and parts	563,271.00
United Kingdom of Great Britain and Northern Ireland	LIVERPOOL SCHOOL OF TROPICAL MEDICINE	Engineering and research services	137,490.00
United Kingdom of Great Britain and Northern Ireland	MALARIA CONSORTIUM	Engineering and research services	346,189.46
United Kingdom of Great Britain and Northern Ireland	MAPLECROFT.NET LTD	Engineering and research services	65,379.83
United Kingdom of Great Britain and Northern Ireland	MARKETING DATA CONSULTING LTD	Management and admin services	132,276.35
United Kingdom of Great Britain and Northern Ireland	MATTER SOLUTIONS LTD	Management and admin services	276,800.00
United Kingdom of Great Britain and Northern Ireland	MEDIA MEASUREMENT LTD	Engineering and research services	424,246.86
United Kingdom of Great Britain and Northern Ireland	MEDREICH PLC	Pharmaceuticals, contraceptives, vaccines	1,337,812.65
United Kingdom of Great Britain and Northern Ireland	MIKE COLLING & COMPANY LTD	Editorial, design, graphic services	213,969.09
United Kingdom of Great Britain and Northern Ireland	MOKORO LTD	Engineering and research services	259,793.18
United Kingdom of Great Britain and Northern Ireland	MOKORO LTD	Management and admin services	97,296.00
United Kingdom of Great Britain and Northern Ireland	MONTROSE INTERNATIONAL LLP	Engineering and research services	120,075.00
United Kingdom of Great Britain and Northern Ireland	MONTROSE INTERNATIONAL LLP	Management and admin services	1,019,766.72
United Kingdom of Great Britain and Northern Ireland	MOORE STEPHENS LLP	Engineering and research services	1,576,997.27
United Kingdom of Great Britain and Northern Ireland	MORNINGSIDE PHARMACEUTICALS LTD	Medical equipment	1,706,912.00
United Kingdom of Great Britain and Northern Ireland	MORNINGSIDE PHARMACEUTICALS LTD	Pharmaceuticals, contraceptives, vaccines	221,316.45
United Kingdom of Great Britain and Northern Ireland	MOTHERLODE MEDIA LTD	Editorial, design, graphic services	108,290.16
United Kingdom of Great Britain and Northern Ireland	MOTT MCDONALD LTD	Engineering and research services	505,365.00
United Kingdom of Great Britain and Northern Ireland	MOTT MCDONALD LTD	Management and admin services	871,265.00
United Kingdom of Great Britain and Northern Ireland	MUSO NET LTD	Management and admin services	203,352.46
United Kingdom of Great Britain and Northern Ireland	NUTRITIONWORKS	Management and admin services	351,219.00
United Kingdom of Great Britain and Northern Ireland	OVERSEAS DEVELOPMENT INSTITUTE	Engineering and research services	351,196.85
United Kingdom of Great Britain and Northern Ireland	OXFORD POLICY MANAGEMENT LTD	Engineering and research services	4,424,164.00
United Kingdom of Great Britain and Northern Ireland	PALINTEST LTD	Tools and general machinery	276,552.55
United Kingdom of Great Britain and Northern Ireland	PALLADIUM INTERNATIONAL LTD	Engineering and research services	372,676.17
United Kingdom of Great Britain and Northern Ireland	PRICEWATERHOUSECOOPERS LLP	Engineering and research services	46,857.00
United Kingdom of Great Britain and Northern Ireland	QA LIMITED	Management and admin services	56,570.00
United Kingdom of Great Britain and Northern Ireland	REMONSYS LTD	Medical equipment	75,566.78
United Kingdom of Great Britain and Northern Ireland	SAHAN RESEARCH LTD	Engineering and research services	112,619.40
United Kingdom of Great Britain and Northern Ireland	SALESFORCE ORG EMEA LTD	Management and admin services	190,747.04
United Kingdom of Great Britain and Northern Ireland	SAVE THE CHILDREN FUND	Engineering and research services	400,000.00
United Kingdom of Great Britain and Northern Ireland	SHEARGOLD LIMITED	Office equipment	66,483.00
United Kingdom of Great Britain and Northern Ireland	SOAPBOX COMMUNICATIONS LTD	Editorial, design, graphic services	40,682.00
United Kingdom of Great Britain and Northern Ireland	SOAS	Management and admin services	155,650.00
United Kingdom of Great Britain and Northern Ireland	SOCIAL DEVELOPMENT DIRECT LIMITED	Engineering and research services	223,241.62
United Kingdom of Great Britain and Northern Ireland	STRATEGIC AGENDA LLP	Editorial, design, graphic services	270,225.65
United Kingdom of Great Britain and Northern Ireland	SYNERMETRIC	Management and admin services	248,350.00
United Kingdom of Great Britain and Northern Ireland	THE SAVE THE CHILDREN FUND	Management and admin services	891,011.00
United Kingdom of Great Britain and Northern Ireland	TOLUNA UK LTD	Engineering and research services	31,133.25
United Kingdom of Great Britain and Northern Ireland	TOYOTA GIBRALTAR STOCKHOLDINGS LTD	Motor vehicles and parts	7,322,323.07
United Kingdom of Great Britain and Northern Ireland	TROPICAL HEALTH AND EDUCATION TRUST	Management and admin services	110,015.28
United Kingdom of Great Britain and Northern Ireland	TRUE ENERGY LTD	Medical equipment	2,714,428.00
United Kingdom of Great Britain and Northern Ireland	VALID INTERNATIONAL LTD	Engineering and research services	55,857.00
United Kingdom of Great Britain and Northern Ireland	VN FILMS LTD	Editorial, design, graphic services	31,000.00
United Kingdom of Great Britain and Northern Ireland	WHALAR LTD	Editorial, design, graphic services	40,000.00
United Kingdom of Great Britain and Northern Ireland	WHALAR LTD	Management and admin services	33,000.00
United Kingdom of Great Britain and Northern Ireland	WILLIS LTD	Financial and insurance services	3,173,929.00
United Republic of Tanzania	BRIGHT TECHNICAL SYSTEM	Office equipment	39,517.37
United Republic of Tanzania	CRJE EAST AFRICA LTD	Building and maintenance services	53,006.00
United Republic of Tanzania	DESIGN STUDIO	Building and maintenance services	35,400.00
United Republic of Tanzania	EDI LIMITED	Engineering and research services	231,070.97
United Republic of Tanzania	JAMANA PRINTERS LTD	Published products	257,288.24
United Republic of Tanzania	NET HEALTH LTD	Medical equipment	159,666.00
United Republic of Tanzania	TANZANIA PRINTERS LTD	Published products	223,466.20
United Republic of Tanzania	TANZANIA PRINTING SERVICES	Musical instruments and arts and crafts	298,401.82
United Republic of Tanzania	TRUE VISION PRODUCTION (T) LTD	Editorial, design, graphic services	161,597.07
United States of America	10POWER	Building and maintenance services	121,216.80
United States of America	10POWER	IT and communications equipment	171,739.54
United States of America	111-115 CASTLE ROAD, LLC	Management and admin services	277,849.92
United States of America	22ND CENTURY TECHNOLOGIES, INC	Management and admin services	45,240.00
United States of America	ACCENTURE LLP	Management and admin services	450,000.00
United States of America	ACCESS BIO INC	Medical equipment	686,621.00
United States of America	ACCUITY	Management and admin services	74,016.00
United States of America	ACQUIA INC	Management and admin services	33,000.00
United States of America	ACQUIA INC	Office equipment	222,456.03
United States of America	ADROIT ASSOCIATES INC	Engineering and research services	85,085.00
United States of America	ALEXANDER WOLF AND SON	Building and maintenance services	61,121.00
United States of America	ALLIANCE SOURCING INC	Engineering and research services	218,757.50
United States of America	AMERICAN DATATEL INC	Engineering and research services	40,007.74
United States of America	AMERICAN INSTITUTES FOR RESEARCH	Engineering and research services	541,787.50
United States of America	AMERICAN THERMOFORM CORP	Medical equipment	31,635.00
United States of America	ANASTASIA WARPINSKI LLC	Editorial, design, graphic services	47,830.00
United States of America	APPLIED TECHNOLOGIES INTERNET INC	Engineering and research services	36,000.00

Location of supplier	Supplier name	Category description	Value (USD)
UNICEF continued			
United States of America	ARTICLE ONE ADVISORS LLC	Engineering and research services	43,650.00
United States of America	AT&T CORPORATION	Engineering and research services	198,000.00
United States of America	ATLANTIC BUSINESS SYSTEMS INC	Office equipment	82,706.12
United States of America	AYALA CONSULTING CORPORATION	Engineering and research services	988,166.49
United States of America	BLOOMBERG L.P	Financial and insurance services	54,000.00
United States of America	BLUE STATE DIGITAL INC	Management and admin services	367,156.00
United States of America	BOSTON CONSULTING GROUP INC	Management and admin services	134,000.00
United States of America	BOSTON UNIVERSITY	Engineering and research services	422,847.00
United States of America	BRAC USA INC	Engineering and research services	55,530.00
United States of America	BROWN CONSULTING GROUP INTL, LLC.	Management and admin services	40,800.00
United States of America	CAKTUS CONSULTING GROUP LLC	Engineering and research services	189,000.00
United States of America	CHEMBIO DIAGNOSTICS SYSTEMS INC	Medical equipment	31,000.00
United States of America	CISCO SYSTEMS INC	Engineering and research services	198,663.98
United States of America	CITIBANK N.A.	Financial and insurance services	160,000.00
United States of America	CMC AMERICAS INC	Engineering and research services	37,400.00
United States of America	COLLINS BUILDING SERVICES INC	Building and maintenance services	271,483.68
United States of America	COMMUNITY SYSTEMS FOUNDATION	Engineering and research services	208,748.00
United States of America	COMMUNITY SYSTEMS FOUNDATION	Management and admin services	193,032.00
United States of America	COMPUNNEL SOFTWARE GROUP INC	Engineering and research services	311,640.00
United States of America	COMPWAVE CO	Management and admin services	70,000.00
United States of America	CONVENE 101 PARK AVENUE LLC	Travel, food and lodging	79,714.40
United States of America	CORPORATE EXECUTIVE BOARD	Engineering and research services	76,099.92
United States of America	CORPORATION SERVICE COMPANY CSC	Editorial, design, graphic services	137,644.44
United States of America	CROWDHUB APP LLC	Management and admin services	87,000.00
United States of America	DALBERG CONSULTING US LLC	Management and admin services	770,800.00
United States of America	DCCA LLC	Travel, food and lodging	44,800.00
United States of America	DELOITTE CONSULTING PRODUCT SERVICE	Engineering and research services	44,625.00
United States of America	DEVELOPMENT GATEWAY	Engineering and research services	215,545.75
United States of America	DISEASE CONTROL TECHNOLOGIES LLC	Medical equipment	2,622,420.00
United States of America	DLT SOLUTIONS LLC	Engineering and research services	33,000.00
United States of America	E5 SOFTWARE LLC	Office equipment	45,900.00
United States of America	ECONOMIC POLICY RESEARCH INSTITUTE	Engineering and research services	52,100.00
United States of America	EDESIA	Medical equipment	7,834,185.21
United States of America	EEC USA	Building and maintenance services	257,043.51
United States of America	EKITABU LLC	Management and admin services	102,500.00
United States of America	EMERGING MARKETS COMMUNICATIONS LLC	Engineering and research services	1,529,892.71
United States of America	ENTIT SOFTWARE LLC	Engineering and research services	141,889.44
United States of America	FAMILY HEALTH INTERNATIONAL	Engineering and research services	186,358.90
United States of America	FIELD INTELLIGENCE LLC	Engineering and research services	1,047,300.00
United States of America	FITCH CONSULTING LLC	Management and admin services	118,613.00
United States of America	FORREST SOLUTIONS	Management and admin services	771,614.95
United States of America	GEORGE WASHINGTON UNIVERSITY	Management and admin services	95,770.31
United States of America	GIMMAL LLC	Management and admin services	48,000.00
United States of America	GIMMAL LLC	Office equipment	159,697.00
United States of America	GIZRA INTERNET SOLUTIONS LTD	Engineering and research services	134,730.00
United States of America	GLOBAL EMERGENCY GROUP LLC	Engineering and research services	196,860.00
United States of America	GLOBAL HEALTH MEDIA PROJECT LIMITED	Editorial, design, graphic services	150,000.00
United States of America	GLOBAL ROAD SAFETY SOLUTIONS GRSS	Management and admin services	45,458.40
United States of America	GOOGLE	Management and admin services	67,110.08
United States of America	GRAPHICS SERVICE BUREAU INC	Editorial, design, graphic services	121,494.02
United States of America	GRJM LLC	Engineering and research services	56,163.23
United States of America	HARVARD BUSINESS PUBLISHING	Management and admin services	193,133.00
United States of America	HEWLETT PACKARD	Engineering and research services	1,295,164.03
United States of America	HEWLETT PACKARD	Management and admin services	48,504.87
United States of America	HEWLETT PACKARD	Office equipment	2,680,240.87
United States of America	IDEO ORG	Engineering and research services	126,000.00
United States of America	IMMAP	Engineering and research services	699,096.88
United States of America	IMMIXTECHNOLOGY INC	Office equipment	497,140.00
United States of America	INFOR (US), INC	Office equipment	68,972.06
United States of America	INFOSYS PUBLIC SERVICES INC	Engineering and research services	34,870.00
United States of America	INNOVAPPTIVE INC	Engineering and research services	1,749,460.00
United States of America	INTELLIGNOS, LLC	Engineering and research services	65,760.00
United States of America	INTERNATIONAL BUSINESS MACHINES	Office equipment	121,270.00
United States of America	INTERNATIONAL FOOD POLICY RESEARCH INSTITU	Engineering and research services	552,900.00
United States of America	INTERNATIONAL FOOD POLICY RESEARCH INSTITU	Management and admin services	59,996.00
United States of America	INTERNATIONAL SOLUTIONS GROUP	Engineering and research services	258,542.00
United States of America	INTERNATIONAL SOLUTIONS GROUP	Management and admin services	75,674.00
United States of America	INTERNATIONAL SOS ASSISTANCE, INC	Management and admin services	45,000.00
United States of America	IPSOS PUBLIC AFFAIRS LLC	Management and admin services	33,454.00
United States of America	JOHN SNOW INC	Engineering and research services	908,297.29
United States of America	JOHNS HOPKINS UNIVERSITY	Engineering and research services	196,092.78
United States of America	KETCHUM	Management and admin services	31,912.40
United States of America	KIMETRICA LLC	Engineering and research services	612,966.31
United States of America	KIMETRICA LLC	Management and admin services	89,700.23
United States of America	KIND INC	Engineering and research services	120,360.00
United States of America	KINEO GROUP INC	Management and admin services	46,325.00
United States of America	KPMG LLP	Engineering and research services	95,406.00
United States of America	LEVEL 3 COMMUNICATIONS LLC	Engineering and research services	30,250.00
United States of America	LEXIS NEXIS	Engineering and research services	50,000.00
United States of America	LIFELIQE INC	Office equipment	30,000.00
United States of America	LINCOLN LOOP	Engineering and research services	71,280.00
United States of America	M COOPER ASSOCIATES INC	Engineering and research services	61,992.00
United States of America	M&D CONSULTING INC	Engineering and research services	33,647.70
United States of America	MADICO INC	Building and maintenance services	59,556.00

Location of supplier	Supplier name	Category description	Value (USD)
UNICEF continued			
United States of America	MAESTRAL INTERNATIONAL LLC	Engineering and research services	979,760.05
United States of America	MANA NUTRITIVE AID PRODUCTS INC	Medical equipment	7,442,631.00
United States of America	MANAGEMENT & DEVELOPMENT CONSULTING IN	Engineering and research services	247,756.80
United States of America	MANAGEMENT & DEVELOPMENT CONSULTING IN	Management and admin services	46,200.00
United States of America	MANAGEMENT SCIENCES FOR HEALTH	Engineering and research services	62,000.00
United States of America	MANAGEMENT SCIENCES FOR HEALTH	Management and admin services	52,223.00
United States of America	MCCANN GLOBAL HEALTH	Engineering and research services	326,334.50
United States of America	MERCK & CO INC	Pharmaceuticals, contraceptives, vaccines	38,877,675.00
United States of America	METRICSTREAM INC	Management and admin services	143,937.50
United States of America	MICROSOFT CORPORATION	Engineering and research services	3,722,877.73
United States of America	MIRUM INC	Engineering and research services	1,512,848.00
United States of America	MITCHELL ELITE STAFFING LLC	Engineering and research services	56,158.20
United States of America	NAMUH LLC	Editorial, design, graphic services	47,914.00
United States of America	NORTHERN LIGHTS DIRECT LTD	Management and admin services	1,050,000.00
United States of America	NYARUKA	Engineering and research services	199,850.00
United States of America	OHIO UNIVERSITY	Engineering and research services	241,163.13
United States of America	OMEGA WORLD TRAVEL	Travel, food and lodging	397,057.00
United States of America	ORACLE AMERICA INC	Office equipment	241,504.68
United States of America	ORASURE TECHNOLOGIES INC	Medical equipment	34,875.00
United States of America	PCI MEDIA IMPACT	Editorial, design, graphic services	240,562.00
United States of America	PCI MEDIA IMPACT	Engineering and research services	285,326.88
United States of America	PFIZER INC	Pharmaceuticals, contraceptives, vaccines	235,397,602.50
United States of America	PLANSON INTERNATIONAL CORP	Office equipment	454,346.00
United States of America	POPULATION MEDIA CENTER INC	Editorial, design, graphic services	107,000.00
United States of America	PRIME FOR RESULTS INTERNATIONAL	Management and admin services	135,592.82
United States of America	PROCTER & GAMBLE CO	Laboratory and testing equipment	959,080.00
United States of America	PROMUNDO US	Engineering and research services	350,000.00
United States of America	PROMUNDO US	Management and admin services	110,144.00
United States of America	PURPOSE CAMPAIGNS LLC	Editorial, design, graphic services	1,358,260.00
United States of America	QED CONSULTING, LLC	Management and admin services	64,000.00
United States of America	QUARK SOFTWARE, INC	Engineering and research services	123,750.00
United States of America	QUARK SOFTWARE, INC	Management and admin services	47,718.00
United States of America	QUOIN INC	Engineering and research services	268,278.00
United States of America	RAIN BARREL COMMUNICATION LLC	Editorial, design, graphic services	232,741.80
United States of America	REDCROW INC	Management and admin services	98,700.00
United States of America	REDI4CHANGE LLC	Management and admin services	76,216.40
United States of America	REGENTS OF THE UNIVERSITY OF CALIFORNIA	Engineering and research services	115,230.00
United States of America	RETRACTABLE TECHNOLOGIES INC	Medical equipment	5,836,928.00
United States of America	ROBERT HALF INT INC	Management and admin services	132,879.00
United States of America	RTI INTERNATIONAL	Engineering and research services	185,091.00
United States of America	SAP AMERICA INC	Engineering and research services	11,340,832.82
United States of America	SEI HOLDING GROUP INC	Engineering and research services	250,050.00
United States of America	SERVICENOW INC	Engineering and research services	1,194,411.80
United States of America	SHI INTERNATIONAL CORP	Office equipment	101,260.60
United States of America	SIATARA INC	Engineering and research services	60,480.00
United States of America	SILVERMAN FACILITATION & LEARNING INT	Engineering and research services	35,775.00
United States of America	SILVERMAN FACILITATION & LEARNING INT	Management and admin services	56,700.00
United States of America	SKC COMMUNICATION PRODUCTS, LLC	Office equipment	90,900.00
United States of America	SKILLSOFT CORPORATION	Management and admin services	88,838.82
United States of America	SOFTERWARE INC	Management and admin services	286,442.30
United States of America	STRATMAN LLC	Management and admin services	564,075.00
United States of America	STUDIOCOM DOT COM INC	Editorial, design, graphic services	90,000.00
United States of America	SUNDANZER REFRIGERATION INC	Medical equipment	78,910.00
United States of America	SUNGARD AVAILABILITY SERVICES LP	Engineering and research services	1,237,427.06
United States of America	SWIFT SCRL	Financial and insurance services	70,000.00
United States of America	SWORD GROUP	Engineering and research services	1,647,812.00
United States of America	SYMANTEC CORP	Office equipment	194,022.50
United States of America	SYMPRAXIS CONSULTING LLC	Management and admin services	30,000.00
United States of America	SYNERGY INTERNATIONAL SYSTEMS INC	Engineering and research services	233,144.00
United States of America	TARRYTOWN HOUSE ESTATE & CONFERENCE CEN	Travel, food and lodging	50,770.00
United States of America	TECHCHANGE INC	Management and admin services	115,000.00
United States of America	TEIKOKU DATABANK AMERICA, INC	Engineering and research services	39,952.80
United States of America	THE ARISTON GROUP	Editorial, design, graphic services	63,612.00
United States of America	THE BEARA GROUP LLC	Management and admin services	75,000.00
United States of America	THE DEVSMART GROUP LLC	Management and admin services	41,313.00
United States of America	THE EDUCATION AND DIVERSITY FOUNDATION	Musical instruments and arts and crafts	978,865.00
United States of America	THE HACKETT GROUP INC	Management and admin services	34,650.00
United States of America	THE NEW SCHOOL FOR SOCIAL RESEARCH	Management and admin services	47,500.00
United States of America	THE NORTHERN TRUST COMPANY	Financial and insurance services	50,000.00
United States of America	THE UNIVERSITY OF NORTH CAROLINA AT CHAPEL	Engineering and research services	107,880.65
United States of America	THE WATER INSTITUTE	Engineering and research services	89,132.00
United States of America	THINKSTEP INC.	Office equipment	70,000.00
United States of America	THOUGHTWORKS INC	Management and admin services	64,240.00
United States of America	THREE STONES INTERNATIONAL	Engineering and research services	31,332.00
United States of America	TIME EQUITIES INC	Building and maintenance services	1,066,848.02
United States of America	TIME EQUITIES INC	Management and admin services	1,591,134.00
United States of America	TIVIX INC	Engineering and research services	1,165,169.00
United States of America	TRIGYN TECHNOLOGIES INC	Engineering and research services	201,840.00
United States of America	TULANE UNIVERSITY	Engineering and research services	1,499,341.00
United States of America	UNITED NATIONS DEVELOPMENT CORPORATION	Building and maintenance services	2,576,691.20
United States of America	UNITED NATIONS DEVELOPMENT CORPORATION	Management and admin services	6,728,515.44
United States of America	UNITED NATIONS DEVELOPMENT PROGRAMME	Public order and security services	266,344.07
United States of America	UNITED NATIONS GLOBAL SERVICE CENTRE	Tools and general machinery	1,142,687.89
United States of America	UNIVERSITY RESEARCH CO LLC	Engineering and research services	68,871.36

Location of supplier	Supplier name	Category description	Value (USD)
UNICEF continued			
United States of America	VII PHOTO AGENCY LLC	Editorial, design, graphic services	40,000.00
United States of America	VILLAGEREACH	Engineering and research services	463,116.00
United States of America	VYR COMPUTER SERVICES INC	Engineering and research services	76,926.48
United States of America	WATER MISSIONS INTERNATIONAL	Building and maintenance services	719,796.00
United States of America	WE CARE SOLAR	Structures, construction components	53,760.00
United States of America	WEBER SHANDWICK	Editorial, design, graphic services	46,693.00
United States of America	WISCONSIN ALUMINUM FOUNDRY CO INC	Medical equipment	1,120,932.82
United States of America	WORDS FOR THE WORLD LLC	Editorial, design, graphic services	50,985.00
Uruguay	CASA TRES SRL	Management and admin services	82,479.42
Uruguay	ESECE SOCIEDAD RESPONSABILIDAD LTD	Management and admin services	180,584.06
Uruguay	SA EMISORAS DE TELEVISIÓN	Management and admin services	35,410.17
Uruguay	SYNAPSIS SA	Management and admin services	181,731.23
Uruguay	TEOMAC SA	Management and admin services	328,185.77
Uruguay	UES SA	Management and admin services	110,585.27
Uruguay	WASABI PUBLICIDAD LTDA	Management and admin services	30,931.92
Uzbekistan	DGP RESEARCH & CONSULTING CO LTD	Travel, food and lodging	101,010.29
Uzbekistan	HR CAPITAL CONSULTING	Engineering and research services	49,083.86
Uzbekistan	MERCURY SERVICE EVENTS & TRAVEL	Travel, food and lodging	37,770.00
Uzbekistan	OMEGA ALFA SHANS	Travel, food and lodging	179,088.31
Uzbekistan	SERDOLIK LLC	Building and maintenance services	67,261.20
Uzbekistan	TECHNICAL DIESEL MOTORS LLC	Tools and general machinery	114,400.00
Uzbekistan	ZDOROVYE M LLC	Building and maintenance services	30,399.95
Vanuatu	LES NUITS COLOREES	Management and admin services	42,132.15
Viet Nam	CONG TY CO PHAN KARTENEX	Tools and general machinery	45,453.95
Viet Nam	VIETGATE COMMUNICATION JSC	Engineering and research services	35,241.91
Yemen	ABDULWALI AL-KHAWLANI CORP.	Building and maintenance services	49,927.30
Yemen	ABU AZAM CONSTRUCTION OFFICE	Building and maintenance services	98,074.00
Yemen	AL-ADEL FOR GENERAL TRADING	Musical instruments and arts and crafts	3,881,226.00
Yemen	AL-ADEL FOR GENERAL TRADING	Tools and general machinery	2,670,897.00
Yemen	AL-AMAL MICROFINANCE BANK	Financial and insurance services	191,822,407.44
Yemen	AL-AMEEN OFFICE FOR REAL ESTATE	Building and maintenance services	386,978.00
Yemen	AL-ATHWARI CONTRACTING CENTER	Building and maintenance services	446,674.14
Yemen	AL-AWADHI FURNITURE & GENERAL SERVICE	Musical instruments and arts and crafts	5,960,236.60
Yemen	AL-AWADHI FURNITURE & GENERAL SERVICE	Tools and general machinery	2,412,783.50
Yemen	AL-FAKHRY FOR GENERAL TRADING & AGENCIES	Musical instruments and arts and crafts	645,728.00
Yemen	AL-FAKHRY FOR GENERAL TRADING & AGENCIES	Tools and general machinery	483,600.00
Yemen	AL-JEEL AL-JADEED GROUP	Musical instruments and arts and crafts	41,605.00
Yemen	AL-SAYAGHI PRINTING PRESS	Published products	42,180.00
Yemen	AL EQBAL CONTRACTING OFFICE	Building and maintenance services	49,078.00
Yemen	AL ETEHAD FOR ADVERTSING AND MARKET	Apparel, luggage and personal care	55,500.00
Yemen	AL HUSN CONTRACTING OFFICE	Building and maintenance services	70,217.38
Yemen	AL SHATER CONTRACTING OFFICE	Building and maintenance services	41,247.50
Yemen	ALI ALI SHAEA ZIAD CORP	Building and maintenance services	128,009.88
Yemen	ALMOKREN FOR CONTRACTING AND GENERA	Building and maintenance services	37,224.90
Yemen	ALNADA CENTER FOR GENERAL SERVICE	Transportation, storage, mail services	604,981.00
Yemen	AMTC	Tools and general machinery	124,000.00
Yemen	APEX CONSULTING	Financial and insurance services	4,071,347.00
Yemen	ASHARQ MASAOOD INTERNATIONAL	Medical equipment	65,759.00
Yemen	AWLAD ABUHASSAN CO	Transportation, storage, mail services	490,339.15
Yemen	BAJAMAL OFFICE F GENERAL CONT	Building and maintenance services	44,938.20
Yemen	BILAL AL-HUBAISHI FOR TRADING & AGENCIES	Musical instruments and arts and crafts	4,279,554.00
Yemen	BILAL AL-HUBAISHI FOR TRADING & AGENCIES	Tools and general machinery	3,493,000.00
Yemen	DHL	Transportation, storage, mail services	60,000.00
Yemen	DOTNOTION	Engineering and research services	200,000.00
Yemen	ECO SYSTEMS	Tools and general machinery	225,522.50
Yemen	FIVE STAR LOGISTICS CO LTD	Transportation, storage, mail services	275,142.47
Yemen	GAMAL TRANSPORTATION SERVICES	Transportation, storage, mail services	171,294.00
Yemen	GHAYAH MEDICAL TECH	Medical equipment	39,000.00
Yemen	HEZAM ALI HEZAM ZEYAD CORP.	Building and maintenance services	41,252.09
Yemen	HUSSIEN KHAMIS FAQEHAH CORP	Building and maintenance services	71,124.06
Yemen	KPMG YEMEN MEJANNI AND CO	Engineering and research services	66,770.00
Yemen	MASTERS FOR HEALTH & SAFETY SERVICE	Management and admin services	485,979.65
Yemen	MOHAMMAD ALI ZEYAD OFFICE	Building and maintenance services	160,366.26
Yemen	MOHAMMED AHMED SAAD AMRAN CO	Building and maintenance services	152,332.84
Yemen	MOORE STEPHENS YEMEN	Engineering and research services	1,204,970.00
Yemen	MULTAKA AL-KARAT FOR MARKETING	Apparel, luggage and personal care	1,716,800.00
Yemen	MULTAKA AL-KARAT FOR MARKETING	Musical instruments and arts and crafts	83,880.00
Yemen	MULTAKA AL-KARAT FOR MARKETING	Tools and general machinery	34,523.00
Yemen	NABIL ALARAMI CONTRACTING CORP	Building and maintenance services	109,678.00
Yemen	NATIONAL CANCER CONTROL	Management and admin services	72,000.00
Yemen	PC SANA'A COMPANY	Office equipment	268,330.00
Yemen	PRINT ART	Published products	173,670.13
Yemen	PRODIGY SYSTEMS	Engineering and research services	880,701.81
Yemen	PRODIGY SYSTEMS	Financial and insurance services	1,265,981.00
Yemen	PRODIGY SYSTEMS	Management and admin services	147,149.60
Yemen	RIGHT MEDIA FOR TRADING	Published products	36,900.00
Yemen	ROTO TANK	Tools and general machinery	447,200.00
Yemen	SABA'A GAS ONE CORP	Transportation, storage, mail services	372,356.00
Yemen	SHARAF ALDEEN FOR CONTRACTING OFFIC	Building and maintenance services	106,231.65
Yemen	SILVER FILTERS CO	Tools and general machinery	88,500.00
Yemen	STALLION SECURITY & SAFETY SERVICES	Public order and security services	1,038,846.35
Yemen	TAJ SHEBA HOTEL	Travel, food and lodging	33,000.00
Yemen	TARSHEED FOR GENERAL SERVICES	Office equipment	276,000.00
Yemen	TELEYEMEN	Engineering and research services	462,949.20

Location of supplier	Supplier name	Category description	Value (USD)
UNICEF continued			
Yemen	THABET SON CORPORATION (MINOLTA)	IT and communications equipment	55,000.00
Yemen	TORWADA FOR TRADING	Building and maintenance services	32,620.00
Yemen	UNIVERSAL YEMEN FOR LOGISTIC SUPPORT AND (	Building and maintenance services	110,713.06
Yemen	WORLD VIEW FOR MEDIA SERVICES	Engineering and research services	64,859.96
Yemen	WORLDLINK INTERNATIONAL	Fuels and lubricants etc.	355,085.47
Yemen	WORLDLINK INTERNATIONAL	Transportation, storage, mail services	1,494,551.75
Yemen	YEMEN ARMORED SECURITY & SAFETY	Public order and security services	1,806,000.00
Yemen	YEMEN MOBILE COMPANY	Engineering and research services	43,330.67
Yemen	YEMEN PRODUCTION NETWORK FOR MEDIA	Engineering and research services	31,500.00
Yemen	YEMEN SUPPLYING AND DISTRIBUTION OF MEDIC	Medical equipment	46,919.68
Yemen	YEMPAC CARGO CO	Transportation, storage, mail services	100,000.00
Zambia	A+ URBAN TECHNICS LTD	Building and maintenance services	547,550.82
Zambia	AFRICONNECT ZAMBIA LTD	Engineering and research services	225,681.00
Zambia	ANSCO GROUND WATER LTD	Building and maintenance services	51,087.70
Zambia	BEBRIN INVESTMENTS LTD	Building and maintenance services	324,057.46
Zambia	CAMLAND CONSTRUCTION LTD	Building and maintenance services	107,930.22
Zambia	CHINA GANSU ENGINEERING CORPORATION LTD	Building and maintenance services	185,870.94
Zambia	GENIUS CONSTRUCTION SERVICES LTD	Building and maintenance services	338,128.22
Zambia	GEOTECH DRILLING LTD	Building and maintenance services	125,124.42
Zambia	JESMIC INVESTMENTS LTD	Building and maintenance services	55,057.60
Zambia	KAMPE INVESTMENTS LTD	Building and maintenance services	140,448.85
Zambia	MELCOME MARKETING AND DISTRIBUTORS	Tools and general machinery	95,175.73
Zambia	PRILUC INDUSTRIAL SUPPLIER LTD	Building and maintenance services	362,667.23
Zambia	SOUTHERN AFRICAN INSTITUTE FOR POLICY AND	Engineering and research services	59,572.82
Zambia	ZAMBEZI DRILLING & EXPLORATION LTD	Building and maintenance services	105,572.40
Zimbabwe	ARCH CONCRETE PRIVATE LIMITED	Building and maintenance services	33,717.39
Zimbabwe	BENEDETTO TRADING PVT LTD	Tools and general machinery	81,456.69
Zimbabwe	BLUE GOLD DRILLING	Building and maintenance services	338,872.02
Zimbabwe	CHINA JX INTERNATIONAL ENGINEERING	Building and maintenance services	182,005.63
Zimbabwe	CHISIPITE DRILLING	Building and maintenance services	204,252.47
Zimbabwe	COLLEAGE PRESS PUBLISHERS	Published products	769,000.00
Zimbabwe	CONDUIT INVESTMENTS PVT LTD	Building and maintenance services	377,679.76
Zimbabwe	CROWN AGENTS ZIMBABWE	Financial and insurance services	4,759,417.96
Zimbabwe	DDNS SECURITY OPERATIONS PVT LTD	Financial and insurance services	9,097,185.98
Zimbabwe	DELOITTE ADVISORY SERVICES PVT LTD	Engineering and research services	264,472.62
Zimbabwe	DIRECTORY PUBLISHERS	Published products	450,368.00
Zimbabwe	ECONET WIRELESS	Financial and insurance services	998,832.70
Zimbabwe	ERNST & YOUNG	Engineering and research services	217,076.49
Zimbabwe	FIRST PACK MARKETING PVT LTD	IT and communications equipment	175,199.42
Zimbabwe	GROUNDWATER DEVELOPMENT CONSULTANTS	Engineering and research services	239,560.00
Zimbabwe	J & P SECURITY SERVICES	Public order and security services	48,987.92
Zimbabwe	JIMAT DEVELOPMENT CONSULTANTS	Engineering and research services	69,801.04
Zimbabwe	KINGSPORT INVESTMENTS PVT LTD	Published products	131,784.00
Zimbabwe	MANICA BIKES (PVT) LTD	Motor vehicles and parts	41,414.06
Zimbabwe	NATIONAL GENERICS T/A GREENWOOD WHOLESA	Tools and general machinery	75,000.00
Zimbabwe	ORT ENTERPRISES PVT LTD	Published products	116,792.09
Zimbabwe	PRIMSON MANAGEMENT SERVICES	Engineering and research services	49,378.00
Zimbabwe	PRIORITY PROJECTS CONSULTANCY	Published products	482,500.00
Zimbabwe	ROLL OUT ADS PVT LTD	Engineering and research services	165,152.00
Zimbabwe	TENSOR SYSTEM PRIVATE LTD	Management and admin services	32,479.47
Zimbabwe	UNITED REFINERIES LTD	Tools and general machinery	84,960.00
Zimbabwe	V & W ENGINEERING	Tools and general machinery	438,758.00
Zimbabwe	VAN DER BERG FACILITIES MANAGEMENT	Building and maintenance services	33,416.27
Zimbabwe	VAN DER BERG FACILITIES MANAGEMENT	Transportation, storage, mail services	138,983.74
Zimbabwe	WAVERLEY PLASTICS P/L	Tools and general machinery	92,000.00
Zimbabwe	ZIMBABWE PUBLISHING HOUSE PRIVATE	Published products	66,000.00
Zimbabwe	ZUVA PETROLEUM PVT LTD	Fuels and lubricants etc.	195,734.02
UNIDO			
Afghanistan	UNDP AFGHANISTAN	Motor vehicles and parts	35,000.00
Afghanistan	UNITED NATIONS WORLD FOOD PROGRAMME	Building and maintenance services	49,515.00
Albania	ENERGY ENVIRONMENTAL CONSULTING G	Management and admin services	102,900.00
Albania	NATIONAL CENTRE FOR ENVIRONMENT TOU	Management and admin services	49,950.00
Algeria	SHERATON CLUB DES PINS RESORT	Travel, food and lodging	83,072.12
Arab Countries	PALTRADE	Politics and civic affairs services	200,068.00
Argentina	EPTA ARGENTINA S.A.	Material handling machinery	403,311.00
Argentina	EPTA ARGENTINA S.A.	Transportation, storage, mail services	90,690.00
Armenia	EXCURS LLC	Farming, fishing equipment	42,100.00
Armenia	UNDP ARMENIA	Farming, fishing, forestry services	314,370.21
Australia	KARAMADAN OVERSEAS PTY LTD	Building and maintenance services	260,140.00
Austria	AEE INSTITUTE FOR SUSTAINABLE	Education and training services	94,610.00
Austria	AMEX EXPORT IMPORT GMBH	Farming, fishing equipment	118,917.30
Austria	AMEX EXPORT IMPORT GMBH	Furniture	25,588.24
Austria	AMEX EXPORT IMPORT GMBH	Laboratory and testing equipment	379,670.29
Austria	AMEX EXPORT IMPORT GMBH	Motor vehicles and parts	1,694.12
Austria	AMEX EXPORT IMPORT GMBH	Transportation, storage, mail services	13,923.66
Austria	ARKTIS SCHNEERAEUMUNG GESMBH	Building and maintenance services	201,251.42
Austria	ATOS IT SOLUTIONS AND SERVICES GMBH	Engineering and research services	103,071.77
Austria	ATOS IT SOLUTIONS AND SERVICES GMBH	IT and communications equipment	43,963.74
Austria	AUSTRIAN ENERGY AGENCY	Management and admin services	137,902.91
Austria	AUSTRIAN ENERGY AGENCY	Politics and civic affairs services	307,715.41
Austria	AVIAREPS GES MBH	Travel, food and lodging	38,078.08
Austria	BACON GEBAEUDETECHNIK GMBH	Building and maintenance services	667,643.81
Austria	BART FREDERIKS	Politics and civic affairs services	39,000.00
Austria	BAUSCHUTZ GMBH UND CO KG	Building and maintenance services	95,736.89

Location of supplier	Supplier name	Category description	Value (USD)
UNIDO continued			
Austria	BT BAU	Building and maintenance services	1,671,893.86
Austria	CANON GMBH	Building and maintenance services	18,033.18
Austria	CANON GMBH	IT and communications equipment	33,170.62
Austria	CAVERION OESTERREICH GMBH	Building and maintenance services	33,810.39
Austria	CELMUUN DAWCHARBAJAR	Editorial, design, graphic services	50,683.96
Austria	COMMON SENSE ELEARNING AND TRAINING	Education and training services	140,205.52
Austria	CONPLUSULTRA GMBH	Environmental services	47,670.00
Austria	CONPLUSULTRA GMBH	Management and admin services	100,000.00
Austria	CSC COMPUTER SCIENCES CONSULTING	Engineering and research services	138,048.78
Austria	DCCS IT SERVICES GMBH	IT and communications equipment	30,479.24
Austria	DHL EXPRESS AUSTRIA GMBH	Management and admin services	52,301.26
Austria	DIPL ING HITZINGER GMBH	Building and maintenance services	100,087.52
Austria	DIPL ING WILHELM SEDLAK GMBH	Building and maintenance services	60,597.62
Austria	ECOS GMBH	Structures, construction components	75,800.31
Austria	ELEKTRO POLST GMBH	Building and maintenance services	1,536,225.08
Austria	ELIN GMBH CO KG	Building and maintenance services	237,274.32
Austria	EMC ELEKTROMANAGEMENT AND	Building and maintenance services	36,753.53
Austria	EOOS GMBH	Building and maintenance services	80,866.46
Austria	EPLAN SOFTWARE UND SERVICE GMBH	Building and maintenance services	36,729.86
Austria	EWW ITANDTEL GMBH	Public sector related services	59,924.69
Austria	EXPOXX MESSEBAU GMBH	Management and admin services	53,770.40
Austria	EXPOXX MESSEBAU GMBH	Travel, food and lodging	152,907.41
Austria	FELDER KG	Building and maintenance services	100.25
Austria	FELDER KG	Industrial manufacturing machinery	57,603.80
Austria	FELDER KG	Industrial manufacturing services	48,333.87
Austria	FELDER KG	Laboratory and testing equipment	525.30
Austria	FELDER KG	Tools and general machinery	98,949.20
Austria	FELDER KG	Transportation, storage, mail services	17,050.00
Austria	GIA INDUSTRIETECHNIK GMBH	Building and maintenance services	38,402.73
Austria	GLAS LOLEY LUKAS KONSTRUKTIVER	Building and maintenance services	157,008.33
Austria	GRAT GRUPPE ANGEPASSTE TECHNOLOGIE	Environmental services	189,697.97
Austria	HAUSER GMBH	Building and maintenance services	424,445.50
Austria	HEALVITA GROUP GMBH	Laboratory and testing equipment	75,000.00
Austria	HEALVITA GROUP GMBH	Transportation, storage, mail services	3,000.00
Austria	HELD AND FRANCKE BAUGESELLSCHAFT MB	Building and maintenance services	675,289.70
Austria	HUTCHISON DREI AUSTRIA GMBH	Public sector related services	98,138.87
Austria	IAKW AUSTRIA CENTER	Public sector related services	8,929,056.62
Austria	IC CONSULENTEN ZIVILTECHNIKER GESMB	Building and maintenance services	194,795.28
Austria	ING GEORG WIESELTHALER GMBH	Building and maintenance services	340,284.36
Austria	ING JOSEF SCHAFFER	Building and maintenance services	133,314.88
Austria	ING SUMETZBERGER GMBH	Building and maintenance services	34,795.47
Austria	ISS SERVISYSTEM GESMBH	Industrial cleaning services	2,556,285.63
Austria	KAPSCH BUSINESS COM AG	Building and maintenance services	183,629.26
Austria	KK INDUSTRIES GMBH	Laboratory and testing equipment	94,063.98
Austria	KONE AKTIENGESELLSCHAFT	Building and maintenance services	645,197.58
Austria	LEDERMUELLER INSTALLATIONEN GMBH	Building and maintenance services	43,871.97
Austria	MA 48 MAGISTRAT DER STADT WIEN	Public sector related services	85,378.87
Austria	METEKA GMBH	Industrial manufacturing machinery	1,533,679.20
Austria	METEKA GMBH	Transportation, storage, mail services	601,490.44
Austria	MOTTO CATERING GMBH	Travel, food and lodging	106,262.65
Austria	NOV24 EU	Education and training services	69,817.40
Austria	OTIS GMBH	Building and maintenance services	358,911.12
Austria	PKE ELECTRONICS AG	Building and maintenance services	242,030.70
Austria	PTS KAELTE UND KLIMATECHNIK SERVICE	Building and maintenance services	55,688.39
Austria	RENEWABLE ENERGY AND ENERGY	Engineering and research services	705,487.12
Austria	RENEWABLE ENERGY AND ENERGY	Management and admin services	2,926,921.98
Austria	RENOX AUDIOVISION GMBH	Building and maintenance services	1,145.68
Austria	RENOX AUDIOVISION GMBH	IT and communications equipment	48,651.36
Austria	RENOX AUDIOVISION GMBH	Structures, construction components	3,401.47
Austria	SANITAER EXPRESS	Building and maintenance services	37,769.07
Austria	SAP OESTERREICH GMBH	Engineering and research services	421,280.84
Austria	SAP OESTERREICH GMBH	IT and communications equipment	68,293.00
Austria	SAUBERMACHER DIENSTLEISTUNG AG	Public sector related services	42,689.43
Austria	SCHINDLER AUFZÜGE UND FARHTREPPEN	Building and maintenance services	485,740.23
Austria	SCHRACK SECONET SICHERHEITS UND	Building and maintenance services	257,602.89
Austria	SKOFF LIFTMANAGEMENT CONSULTING EU	Building and maintenance services	90,033.40
Austria	STENUM GMBH	Environmental services	53,843.65
Austria	STEURER BAUELEMENTE GMBH	Building and maintenance services	41,493.18
Austria	SWIETELSKY BAUGESELLSCHAFT MBH	Building and maintenance services	611,727.49
Austria	TDL KOMMUNIKATIONSELETRONIK	Building and maintenance services	279,514.42
Austria	THOMSON REUTERS AUSTRIA GMBH	Editorial, design, graphic services	50,480.76
Austria	THOMSON REUTERS AUSTRIA GMBH	Public sector related services	34,843.21
Austria	TOPLAK GESMBH	Building and maintenance services	313,802.82
Austria	TORNADO STRICKS GMBH	Building and maintenance services	58,538.55
Austria	TUEV AUSTRIA	Building and maintenance services	54,548.69
Austria	UNOV UNITED NATIONS OFFICE VIENNA	Electrical systems components	1,067.24
Austria	UNOV UNITED NATIONS OFFICE VIENNA	Transportation, storage, mail services	74,706.51
Austria	VWR INTERNATIONAL GMBH	Furniture	10,950.00
Austria	VWR INTERNATIONAL GMBH	Laboratory and testing equipment	138,108.29
Austria	WEBSHAPERS GMBH	Engineering and research services	31,153.85
Austria	WIEN ENERGIE GMBH	Building and maintenance services	41,703.66
Austria	WIENER KONGRESSZENTRUM HOFBURG	Engineering and research services	116,066.71
Austria	WIENWEIT MEDIEN	Editorial, design, graphic services	38,908.24
Austria	WIESENTHAL UND CO	Motor vehicles and parts	40,491.27

Location of supplier	Supplier name	Category description	Value (USD)
UNIDO continued			
Austria	WNT TELECOMMUNICATION GMBH	Public sector related services	32,573.29
Bahrain	AWAL GULF MANUFACTURING	Environmental services	217,500.00
Bahrain	IMTIAZ HUSSAIN	Management and admin services	31,825.99
Bangladesh	DEPARTMENT OF ENVIRONMENT	Environmental services	291,105.01
Bangladesh	PRAN DAIRY LTD	Industrial manufacturing services	452,355.45
Bangladesh	UNDP BANGLADESH	Management and admin services	47,761.50
Belarus	GRODNO STATE AGRARIAN UNIVERSITY	Financial and insurance services	50,000.00
Belgium	NEO TECH SA	Laboratory and testing equipment	357,422.00
Belgium	NEO TECH SA	Motor vehicles and parts	50,328.38
Belize	CARIBBEAN COMMUNITY CLIMATE CHANGE	Management and admin services	154,893.71
Belize	MOFFS	Politics and civic affairs services	127,448.64
Botswana	MINISTRY OF ENVIRONMENT NATURAL	Environmental services	298,600.00
Botswana	SADCAS	Management and admin services	34,286.00
Brazil	HOTUR ADMINISTRACAO E PARTICIPACAO	Management and admin services	60,993.17
Brazil	SENAI	Environmental services	152,877.00
Brazil	VINIARTEFATOS COM IMP E EXP LTDA	Industrial manufacturing services	100,000.00
Burkina Faso	BUREAU MATIQUE P2000	Editorial, design, graphic services	986,829.42
Burkina Faso	KEYSIA S TRAVEL	Politics and civic affairs services	43,784.71
Burkina Faso	MINISTERE DE L#ENVIRONNEMENT	Environmental services	69,000.00
Burkina Faso	SATGURU TRAVEL	Travel, food and lodging	64,936.96
Cambodia	UNITED NATIONS OFFICE FOR	Management and admin services	53,330.00
Cameroon	BUREAU VERITAS DOUALA	Financial and insurance services	123,454.33
Canada	ARTISANAL GOLD COUNCIL	Environmental services	390,000.00
Canada	ARTISANAL GOLD COUNCIL	Management and admin services	39,000.00
Canada	BRYTESIDE TECH	Cleaning equipment	42,919.82
Canada	BRYTESIDE TECH	Laboratory and testing equipment	9,043.48
Canada	BRYTESIDE TECH	Transportation, storage, mail services	1,340.00
Canada	ECONOLER	Management and admin services	357,205.00
Canada	ECONOLER	Politics and civic affairs services	280,984.00
Canada	GLOBAL PUBLIC AFFAIRS	Management and admin services	77,422.20
Chad	SABOT DU VENT	Editorial, design, graphic services	30,850.66
Chile	INI REMEHUE	Politics and civic affairs services	31,357.93
Chile	USACH	Management and admin services	91,981.13
China	ANJI JITA MACHINERY CO. LTD	Farming, fishing equipment	26,914.00
China	ANJI JITA MACHINERY CO. LTD	Financial and insurance services	1,000.00
China	ANJI JITA MACHINERY CO. LTD	Furniture	19,000.00
China	ANJI JITA MACHINERY CO. LTD	Services industry equipment	6,000.00
China	BAIYUNXIA HYDROPOWER PLANT	Power generation machinery	155,100.50
China	BEIJING HOUSING SERVICE CORPORATION	Building and maintenance services	79,417.20
China	CHAHE HYDROPOWER PLANT	Power generation machinery	151,125.89
China	CHINA HOUSEHOLD ELECTRICAL	Transportation, storage, mail services	119,760.00
China	CHINA INTERNATIONAL CENTRE FOR	Management and admin services	39,790.81
China	CHINESE RESEARCH ACADEMY OF	Environmental services	30,649.04
China	CHONGQING LONGZHU ELECTRIC POWER	Power generation machinery	211,576.24
China	FUJIAN WANWEI MANAGEMENT TECHNOLOGY	Education and training services	94,304.85
China	FUZHOU TAIJIANG DISTRICT SHI TONG Y	Management and admin services	32,759.64
China	GAOFANG CASCADE II HYDROPOWER PLANT	Power generation machinery	105,788.12
China	GUANXI HYDROPOWER PLANT	Power generation machinery	188,907.36
China	HONG KONG VERITAS	Farming, fishing, forestry services	53,917.46
China	HUBEI PROVINCE XINGFA CHEMGROUP	Power generation machinery	604,503.55
China	INTERNATIONAL CENTER FOR MATERIALS	Environmental services	205,000.00
China	INTERNATIONAL CENTRE ON SMALL HYDRO	Politics and civic affairs services	33,132.53
China	JIAOSAN HYDROPOWER PLANT	Power generation machinery	136,013.30
China	JINGXI COUNTY WATER CONSERVANCY AND	Power generation machinery	377,814.72
China	JINYUN COUNTY CASCADE POWER	Power generation machinery	566,722.08
China	JIUGONGHE HYDROPOWER PLANT	Power generation machinery	132,990.78
China	MABOZI HYDROPOWER PLANT	Power generation machinery	226,688.83
China	MAJING HYDROPOWER PLANT	Power generation machinery	185,129.21
China	MAOYANDONG HYDROPOWER PLANT	Power generation machinery	250,868.97
China	MINISTRY OF ENVIRONMENTAL PROTECTIO	Education and training services	42,323.00
China	MINISTRY OF ENVIRONMENTAL PROTECTIO	Environmental services	22,085,956.00
China	NANTONG PESTICIDE FORMULATION CENTR	Environmental services	140,000.00
China	QUZHOU CITY QINGSHUITAN HYDROPOWER	Power generation machinery	105,198.73
China	SHAANXI PROVINCE LOCAL POWER GROUP	Power generation machinery	145,987.61
China	SUSTC ENGINEERING INNOVATION CENTRE	Environmental services	299,976.00
China	TAIPING HYDROPOWER PLANT	Power generation machinery	148,103.37
China	TANGBAN HYDROPOWER PLANT	Power generation machinery	211,576.24
China	TANTOU HYDROPOWER PLANT	Power generation machinery	120,900.71
China	UNIDO INTERNATIONAL SOLAR	Politics and civic affairs services	60,000.00
China	WUSHAN COUNTY JINGTAN POWER PLANT	Power generation machinery	226,688.83
China	XIAKOU HYDROPOWER PLANT	Power generation machinery	162,898.59
China	XIAOKENG HYDROPOWER PLANT	Power generation machinery	120,900.71
China	ZHOUJIALIANG HYDROPOWER PLANT	Power generation machinery	179,084.18
Colombia	AUTOMOTORES TOYOTA COLOMBIA SAS	Motor vehicles and parts	37,346.46
Colombia	CARLOS AUSGUSTO MORALES RUIZ	Management and admin services	41,469.18
Colombia	CENTRO NACIONAL DE PRODUCCION MAS L	Environmental services	111,740.30
Colombia	ERNST AND YOUNG SAS	Management and admin services	100,000.00
Colombia	ICONTEC INSTITUTO COLOMBIANO DE	Management and admin services	40,000.00
Colombia	KIA MOTORS	Motor vehicles and parts	32,355.75
Colombia	LANZETTA RENGIFO Y CIA SAS	Laboratory and testing equipment	57,818.00
Colombia	LANZETTA RENGIFO Y CIA SAS	Transportation, storage, mail services	1,508.00
Côte d'Ivoire	CIAPOL	Environmental services	261,300.00
Côte d'Ivoire	CYPRESS ENTREPRISE	IT and communications equipment	1,074,517.42
Côte d'Ivoire	CYPRESS ENTREPRISE	Transportation, storage, mail services	27,922.08

Location of supplier	Supplier name	Category description	Value (USD)
UNIDO continued			
Côte d'Ivoire	ETABLISSEMENT ETS KAMAL	Engineering and research services	46,481.30
Côte d'Ivoire	MOOV	Management and admin services	209,205.02
Côte d'Ivoire	SERVICES PLUS INTERNATIONAL	Politics and civic affairs services	30,390.98
Côte d'Ivoire	SOFITEL	Travel, food and lodging	43,956.55
Côte d'Ivoire	WIN WIN COMMUNICATION	Travel, food and lodging	33,089.98
Cyprus	PAN PET LIMITED	Management and admin services	269,875.00
Democratic Republic of the Congo	ETS LOTUS CONSULTING RDC	Management and admin services	30,122.00
Democratic Republic of the Congo	UNDP DEMOCRATIC REP OF CONGO	Management and admin services	100,263.93
Denmark	DANOFFICE IT	IT and communications equipment	144,184.00
Denmark	DANOFFICE IT	Office equipment	961.54
Denmark	FL SMIDTH AS	Politics and civic affairs services	47,098.98
Denmark	GRUE AND HORNSTRUP A S	Environmental services	57,109.00
Denmark	KJAERANDKJAER	Motor vehicles and parts	38,215.00
Denmark	UNOPS	Motor vehicles and parts	37,471.13
Djibouti	RED SEA AUTOMOTIVE FZCO	Motor vehicles and parts	43,592.46
Ecuador	CONCEPTAZUL SA	Education and training services	39,700.00
Ecuador	UNDP ECUADOR	Management and admin services	61,052.00
Egypt	AGHA KHAN CONSTRUCTIONS	Engineering and research services	61,820.34
Egypt	AGQ LABS AND TECHNOLOGICAL SERVICES	Education and training services	34,255.56
Egypt	AGRI TECH	Education and training services	39,406.69
Egypt	ALLIED CORPORATION EGYPT	Management and admin services	30,263.01
Egypt	CAIRO CENTER FOR STUDIES KATAM	Management and admin services	105,500.00
Egypt	CHEMONICS EGYPT CONSULTANTS	Management and admin services	185,088.00
Egypt	DEINTERNATIONAL EGYPT LTD	Farming, fishing, forestry services	39,026.71
Egypt	DELTASYSTEMS	Education and training services	33,695.11
Egypt	EGYPT NATIONAL CLEANER PRODUCTION C	Environmental services	79,648.95
Egypt	EGYPTIAN DATES ASSOCIATION	Education and training services	40,105.08
Egypt	ELGHONEMY GROUP CO	Laboratory and testing equipment	46,831.38
Egypt	GERMAN ARAB CHAMBER OF IND AND COMM	Education and training services	30,177.17
Egypt	GO GLOBAL FOR INTERNATIONAL TRADE	Politics and civic affairs services	42,132.68
Egypt	HYMA PLASTIC HYMA FOAM	Industrial manufacturing services	40,624.37
Egypt	IFP EGYPT	Management and admin services	39,550.00
Egypt	KERNEL IT SYSTEMS	Engineering and research services	3,400.00
Egypt	KERNEL IT SYSTEMS	IT and communications equipment	92,500.00
Egypt	KERNEL IT SYSTEMS	Office equipment	4,100.00
Egypt	MERISTEM FOR AGRICULTURAL CONSULTAN	Education and training services	37,164.85
Egypt	MINISTRY OF AGRICULTURE	Education and training services	38,622.82
Egypt	OCA TESTING INSPECTION AND CERTIFIC	Education and training services	47,733.68
Egypt	PRODUCTIVITY QUALITY INSTITUTE	Farming, fishing, forestry services	74,400.00
Egypt	RCREEE	Financial and insurance services	600,000.00
Egypt	ROYAL CONSULTANTS	Editorial, design, graphic services	152,843.60
Egypt	SIVA ADVERTISING AND MARKETING	Editorial, design, graphic services	126,498.00
El Salvador	NCPC EL SALVADOR	Environmental services	39,748.95
Estonia	OU BAZOCO	Farming, fishing equipment	63,265.00
Estonia	OU BAZOCO	Transportation, storage, mail services	17,900.00
Eswatini	SWAZILAND ENVIRONMENT AUTHORITY	Environmental services	193,600.00
Ethiopia	HAGBES PLC	Farming, fishing equipment	58,805.98
Ethiopia	UNITED NATION ECONOMIC	Politics and civic affairs services	44,790.22
Finland	AMOMATIC OY	Building and construction machinery	750,000.00
Finland	AMOMATIC OY	Transportation, storage, mail services	87,250.00
France	AXE	Environmental services	116,733.00
France	NASKEO ENVIRONMENT	Management and admin services	41,552.90
France	REN21 RENEWABLES POLICY NETWORK	Environmental services	35,545.02
France	SOCIETE FNM EXPORT	Motor vehicles and parts	34,715.64
France	TREDI SA	Environmental services	30,000.00
France	UNEP DTIE	Environmental services	1,032,475.35
Gambia	EMPASS POULTRY PROCESSING	Politics and civic affairs services	99,979.51
Gambia	THE GAMBIA TECHNICAL	Farming, fishing, forestry services	111,000.00
Germany	DOCTRA GMBH	Engineering and research services	180,561.60
Germany	ECO CONSULT GMBH	Environmental services	140,749.00
Germany	FACHVERBAND BIOGAS	Environmental services	39,615.00
Germany	FACHVERBAND BIOGAS	Politics and civic affairs services	85,883.53
Germany	FORSCHUNGSINSTITUT DER ZEMENTINDUST	Politics and civic affairs services	48,712.21
Germany	HYDROC GMBH	Management and admin services	216,050.00
Germany	IBBK FACHGRUPPE BIOGAS GMBH	Education and training services	67,541.23
Germany	INFSOFT GMBH	Public sector related services	211,400.65
Germany	ISSPPRO GMBH	Management and admin services	91,346.18
Germany	LABSCO LABORATORY SUPPLY COMPANY	Farming, fishing equipment	33,551.00
Germany	LABSCO LABORATORY SUPPLY COMPANY	Financial and insurance services	1,680.00
Germany	LABSCO LABORATORY SUPPLY COMPANY	Furniture	2,000.00
Germany	LABSCO LABORATORY SUPPLY COMPANY	Laboratory and testing equipment	616,278.26
Germany	LABSCO LABORATORY SUPPLY COMPANY	Transportation, storage, mail services	4,144.00
Germany	LMT LICHTMESSTECHNIK GMBH BERLIN	Laboratory and testing equipment	227,895.00
Germany	MAYCOACH AND COMPANY EK	Education and training services	58,072.01
Germany	NEMETSCHEK ALLPLAN DEUTSCHLAND GMBH	Building and maintenance services	142,099.92
Germany	PERSPECTIVES CLIMATE GROUP GMBH	Politics and civic affairs services	90,750.00
Germany	SIMPLESHOW GMBH	Management and admin services	60,000.00
Germany	TTZ BREMERHAVEN	Environmental services	114,006.51
Ghana	ENVIRONMENTAL PROTECTION AGENCY	Environmental services	150,000.00
Ghana	SBA CAPITAL INITIATIVE	Management and admin services	48,000.00
Gibraltar	TOYOTA GIBRALTAR STOCKHOLDINGS LTD	Motor vehicles and parts	182,136.17
Greece	POLYECO SA	Environmental services	78,677.40
Guinea-Bissau	MINISTERIO DO AMBIENTE DESENVOLVIME	Environmental services	44,964.45
Hungary	CAMPDEN BRI MAGYARORSZAG NONPROFIT	Politics and civic affairs services	31,620.00

Location of supplier	Supplier name	Category description	Value (USD)
UNIDO continued			
Hungary	KEMPINSKI HOTEL CORVINUS BUDAPEST	Travel, food and lodging	31,847.13
India	CEE DEE VACUUM EQUIPMENT PVT LTD	Industrial manufacturing machinery	29,131.72
India	CEE DEE VACUUM EQUIPMENT PVT LTD	Transportation, storage, mail services	1,636.79
India	CENTRAL PULP AND PAPER	Education and training services	31,176.93
India	CONFEDERATION OF INDIAN INDUSTRY CI	Environmental services	30,263.22
India	CONFEDERATION OF INDIAN INDUSTRY CI	Politics and civic affairs services	354,627.00
India	ENERGY EFFICIENCY SERVICE LIMITED	Politics and civic affairs services	3,000,000.00
India	IDEMI	Politics and civic affairs services	119,806.00
India	INDIA INTERNATIONAL CENTRE	Management and admin services	441,169.06
India	MAHINDRA CONSULTING ENGINEERS LTD	Building and maintenance services	30,000.00
India	MAHINDRA CONSULTING ENGINEERS LTD	Management and admin services	181,000.00
India	NATIONAL ENVIRONMENTAL ENGINEERING	Mining, oil and gas services	76,158.94
India	NATIONAL INSTITUTE OF SOLAR ENERGY	Farming, fishing, forestry services	141,550.91
India	PRICEWATERHOUSECOOPERS PVT LTD	Farming, fishing, forestry services	46,000.00
India	UNDP INDIA	Industrial cleaning services	42,113.37
Indonesia	BERCA NIAGA MEDIKA PT	Laboratory and testing equipment	326,451.14
Indonesia	PT GANESHA ENVIRONMENTAL AND	Environmental services	120,818.09
Indonesia	PT TOYOTA ASTRA MOTOR	Motor vehicles and parts	35,185.19
Indonesia	UNDP INDONESIA	Management and admin services	60,000.00
Iran (Islamic Republic of)	BANK PASARGAD	Politics and civic affairs services	1,500,000.00
Iran (Islamic Republic of)	HORMOZGAN CEMENT PLAN, I.R. IRAN	Building and maintenance services	37,500.00
Iran (Islamic Republic of)	IRTOYA	Motor vehicles and parts	31,872.04
Iran (Islamic Republic of)	UNICEF	Building and maintenance services	163,517.64
Iraq	ASNKAR COMPANY	Building and maintenance services	84,086.20
Iraq	OMER SHOP	Mining and well drilling equipment	39,540.00
Iraq	SWEDISH ACADEMY FOR TRAINING	Politics and civic affairs services	110,360.00
Italy	ACCREDIA	Editorial, design, graphic services	71,696.25
Italy	AFROS S P A	Building and construction machinery	608,000.00
Italy	AFROS S P A	Industrial manufacturing machinery	843,000.05
Italy	EKOSYSTEM S R L	Building and construction machinery	140,010.00
Italy	EKOSYSTEM S R L	Material handling machinery	31,750.00
Italy	FOOD AND AGRICULTURE ORGANIZATION F	Environmental services	1,638,333.33
Italy	FOOD AND AGRICULTURE ORGANIZATION F	Management and admin services	762,663.01
Italy	IMMOBILIARE PAOLA SRL	Management and admin services	52,117.26
Italy	IMPIANTI OMS SPA	Industrial manufacturing machinery	489,250.00
Italy	ISSEL SERVICE SRL	Editorial, design, graphic services	95,187.20
Italy	ISTEC - CNR	Politics and civic affairs services	30,489.19
Italy	ITALPROGETTI ENGINEERING	Industrial manufacturing machinery	187,300.00
Italy	ITALPROGETTI ENGINEERING	Transportation, storage, mail services	15,500.00
Italy	ITSYN SRL	Engineering and research services	229,000.00
Italy	NEW COLD SYSTEM SRL	Industrial manufacturing machinery	60,000.00
Italy	NEW COLD SYSTEM SRL	Transportation, storage, mail services	2,207.73
Italy	OSV S.R.L.	Farming, fishing equipment	51,392.18
Italy	RINA CONSULTING SPA	Management and admin services	68,089.00
Italy	SEA MARCONI TECHNOLOGIES SAS	Environmental services	770,000.00
Italy	SEA MARCONI TECHNOLOGIES SAS	Laboratory and testing equipment	61,483.00
Italy	SEA MARCONI TECHNOLOGIES SAS	Transportation, storage, mail services	3,100.00
Italy	STUDIO MARTINI INGEGNERIA SRL	Engineering and research services	50,000.00
Japan	INTEM CONSULTING INC	Education and training services	59,900.00
Japan	JAPAN MANAGEMENT ASSOCIATION	Politics and civic affairs services	39,097.22
Japan	MITSUBISHI UFJ MORGAN STANLEY	Management and admin services	42,688.00
Japan	PWC ADVISORY LLC	Management and admin services	208,416.96
Japan	SUMITOMO ELECTRIC INDUSTRIES LTD	Engineering and research services	1,300,000.00
Japan	UNITED NATIONS UNIVERSITY	Management and admin services	117,959.25
Jordan	ABDIN INDUSTRIAL EST	Laboratory and testing equipment	343,697.92
Jordan	ABDIN INDUSTRIAL EST	Transportation, storage, mail services	133,742.00
Jordan	AGRICULTURAL ENGINEERS ASSOCIATION	Education and training services	174,435.03
Jordan	AGRICULTURAL FOUNDATION NAOUR	Farming, fishing equipment	41,389.80
Jordan	ALFAREZ CO	Financial and insurance services	200.00
Jordan	ALFAREZ CO	Furniture	2,790.00
Jordan	ALFAREZ CO	Laboratory and testing equipment	154,586.94
Jordan	ALFAREZ CO	Motor vehicles and parts	2,500.00
Jordan	ALFAREZ CO	Transportation, storage, mail services	9,170.62
Jordan	ALSABQ TRADING COMPANY	Farming, fishing equipment	30,112.99
Jordan	COMMUNICATIONS CRAFTSMEN COMCRA	Education and training services	42,062.15
Jordan	FUTURE ENVIRONMENT CONSULTING AND R	Engineering and research services	76,000.00
Jordan	HYDRA FOR AGRICULTURE	Farming, fishing equipment	69,604.54
Jordan	KAHHALEH TRADING CO	Distribution equipment	25,932.24
Jordan	KAHHALEH TRADING CO	Farming, fishing equipment	20,508.56
Jordan	KAHHALEH TRADING CO	Industrial manufacturing machinery	71,807.88
Jordan	KAHHALEH TRADING CO	Laboratory and testing equipment	1,412.40
Jordan	KAHHALEH TRADING CO	Material handling machinery	5,649.76
Jordan	KAHHALEH TRADING CO	Mining and well drilling equipment	254.16
Jordan	KAHHALEH TRADING CO	Office equipment	10,734.48
Jordan	KAHHALEH TRADING CO	Tools and general machinery	15,141.22
Jordan	KAHHALEH TRADING CO	Transportation, storage, mail services	7,146.90
Kenya	BIOGAS POWER HOLDINGS EA LTD	Building and maintenance services	75,000.00
Kenya	OFGEN POWER LTD	Politics and civic affairs services	158,100.00
Kenya	OLIVADO EPZ	Building and maintenance services	225,000.00
Kenya	OLIVADO EPZ	Politics and civic affairs services	120,000.00
Kenya	TIMBER TREATMENT INTERNATIONAL	Politics and civic affairs services	152,960.00
Kenya	TROPICAL POWER KENYA LIMITED	Politics and civic affairs services	150,000.00
Kenya	UNHABITAT	Politics and civic affairs services	1,401,520.00
Kenya	UNITED NATIONS OFFICE AT NAIROBI	Management and admin services	44,950.62

Location of supplier	Supplier name	Category description	Value (USD)
UNIDO continued			
Kenya	WOMEN ACTION SUSTAINABLE INITIATIVE	Education and training services	70,686.60
Kuwait	KW ENVIRONMENTAL PROTECTION AUTHORI	Engineering and research services	50,000.00
Kyrgyzstan	AYAKS TELOMANIT LTD	Engineering and research services	60,887.45
Kyrgyzstan	AYAKS TELOMANIT LTD	Structures, construction components	29,201.55
Kyrgyzstan	EAST CONSULT HOUSE LLC	Building and construction machinery	52,845.00
Kyrgyzstan	EAST CONSULT HOUSE LLC	Transportation, storage, mail services	7,872.30
Lebanon	INTERTECH BATINORM SAL	Mining and well drilling equipment	1,082,253.19
Lebanon	INTERTECH BATINORM SAL	Transportation, storage, mail services	147,909.41
Liberia	BOOKER WASHINGTON INSTITUTE	Education and training services	93,000.00
Liberia	BUILDING MATERIALS CENTER INC	Education and training services	31,229.00
Liberia	EAGLE ELECTRICAL CORP	Education and training services	50,139.00
Liberia	INTERNATIONAL BUSINESS SUPPLIES	Education and training services	31,477.60
Madagascar	3ERAE SARL	Management and admin services	131,231.81
Madagascar	ARTELIA	Engineering and research services	174,485.26
Madagascar	EOSOL MADAGASCAR	Environmental services	63,618.50
Madagascar	MINISTRY OF ENVIRONMENT ECOLOGY	Environmental services	193,600.00
Malawi	MALAWI BUREAU OF STANDARDS	Politics and civic affairs services	40,289.35
Malaysia	MALAYSIAN GREEN TECHNOLOGY CORPORAT	Environmental services	188,000.00
Malaysia	MALAYSIAN INDUSTRY GOVERNMENT	Management and admin services	1,017,293.00
Malaysia	SIRIM BERHAD	Politics and civic affairs services	61,800.00
Malaysia	UNIVERSITY OF MALAYA	Politics and civic affairs services	100,000.00
Mali	ORANGE MALI S A	Politics and civic affairs services	182,805.00
Mauritius	ON POINT CONSULTING GROUP	Engineering and research services	103,114.93
Mexico	CENTRO DE INVESTGACION Y	Environmental services	785,001.00
Mexico	CYDSA SAB DE CV	Politics and civic affairs services	1,551,229.00
Mexico	INSTITUTO DE ECOLOGIA AC	Environmental services	611,917.00
Mexico	INSTITUTO NACIONAL DE PESCA	Environmental services	5,039,999.99
Mexico	MEXICAN CLEANER PRODUCTION CENTRE	Environmental services	2,270,000.00
Mexico	MEXICAN INSTITUTE	Environmental services	135,000.00
Mexico	THE COMISION NACIONAL PARA EL	Environmental services	300,000.00
Mexico	UNIVERSIDAD AUTONOMA DE YUCATAN	Environmental services	292,500.00
Mongolia	INSTITUTE OF CHEMISTRY AND	Environmental services	56,130.00
Mongolia	TOONTO GRAND CO LTD	Environmental services	48,900.00
Morocco	AHMED TANANA	Management and admin services	39,776.07
Morocco	G4S MAROC SA	Public order and security services	37,869.45
Morocco	STE. TECHNOLOGIE INDUSTRIELLE	Farming, fishing equipment	64,453.94
Mozambique	APIE CIDADE ADMINISTRACAO DO PARQUE	Management and admin services	44,244.00
Mozambique	APIEX INVESTMENT AND EXPORT PROMOTI	Management and admin services	49,300.00
Mozambique	MINISTRY OF LAND ENVIRONMENT AND	Environmental services	273,600.00
Myanmar	OKKARTHIRI	Furniture	16,470.59
Myanmar	OKKARTHIRI	Industrial manufacturing machinery	352.94
Myanmar	OKKARTHIRI	Laboratory and testing equipment	99,529.43
Netherlands	BEYOND BORDERS MEDIA	Editorial, design, graphic services	42,590.00
Netherlands	DEVOTRA B V	Farming, fishing equipment	46,267.06
Netherlands	DEVOTRA B V	Furniture	14,124.80
Netherlands	DEVOTRA B V	Laboratory and testing equipment	3,638,318.63
Netherlands	DEVOTRA B V	Material handling machinery	748.49
Netherlands	DEVOTRA B V	Office equipment	158.85
Netherlands	DEVOTRA B V	Structures, construction components	9,500.00
Netherlands	DEVOTRA B V	Transportation, storage, mail services	461,324.28
Netherlands	ECORYS NL BV	Management and admin services	79,920.00
Netherlands	GRAIDCO	Building and construction machinery	159,190.60
Netherlands	GRAIDCO	Farming, fishing equipment	1,142,051.37
Netherlands	GRAIDCO	Financial and insurance services	18,446.83
Netherlands	GRAIDCO	Industrial manufacturing machinery	169,758.43
Netherlands	GRAIDCO	Laboratory and testing equipment	431,074.41
Netherlands	GRAIDCO	Motor vehicles and parts	109,425.42
Netherlands	GRAIDCO	Transportation, storage, mail services	251,751.06
Netherlands	MARTINI HOTEL AND BUD GETT HOSTELS	Travel, food and lodging	55,000.00
Netherlands	MDF TRAINING AND CONSULTANCY	Education and training services	39,840.76
Netherlands	PARNTERS FOR INNOVATION BV	Management and admin services	190,700.00
Netherlands	PRE CONSULTANTS BV	Environmental services	36,363.64
Netherlands	PUBLIC POLICY AGENCY	Politics and civic affairs services	40,816.33
Netherlands	TAMSON INSTRUMENTS BV	Laboratory and testing equipment	40,813.35
Netherlands	TAMSON INSTRUMENTS BV	Transportation, storage, mail services	2,096.17
Netherlands	TAUW BV	Industrial cleaning services	48,227.00
Netherlands	UNICORN B V	Laboratory and testing equipment	409,860.00
Netherlands	WAGENINGEN ENVIRONMENTAL RESEARCH	Management and admin services	176,145.00
New Caledonia	PACIFIC COMMUNITY	Management and admin services	320,170.77
New Zealand	TRAINING AND TECHNOLOGY TRANSFER	Management and admin services	95,810.00
Niger	MINISTÈRE DE L#ENVIRONNEMENT ET DU	Environmental services	40,000.00
Nigeria	AUTO SAFETY NIGERIA LIMITED	IT and communications equipment	46,911.51
Nigeria	BANK OF INDUSTRY	Management and admin services	42,063.49
Nigeria	EKO HOTEL SUITES	Education and training services	30,056.51
Nigeria	FEDERAL MINISTRY OF ENVIRONMENT	Environmental services	133,000.00
Nigeria	INSTITUTE OF AGRICULTURAL RESEARCH	Environmental services	50,600.00
Nigeria	MINISTRY OF MINES AND STEEL	Environmental services	107,000.02
Nigeria	MIRALOYD GLOBAL CONSULT LIMITED	Engineering and research services	38,610.00
Nigeria	POWERPRO COMPANY LIMITED	Laboratory and testing equipment	31,118.21
Nigeria	SENABIM VENTURES LIMITED	Politics and civic affairs services	30,240.00
Nigeria	TOWER HEIGHTS INTERNATIONAL	Education and training services	331,401.72
Nigeria	UNDP NIGERIA	Politics and civic affairs services	70,699.04
Nigeria	UNDP NIGERIA	Public order and security services	58,056.84
Norway	IMPELLO MANAGEMENT AS	Politics and civic affairs services	50,000.00

Location of supplier	Supplier name	Category description	Value (USD)
UNIDO continued			
Norway	INSTITUTE OF MARINE RESEARCH	Environmental services	472,505.60
Norway	RISE PFI AS	Politics and civic affairs services	110,471.55
Pakistan	SAPPHIRE FINISHING MILLS LIMITED	Politics and civic affairs services	100,000.00
Pakistan	SIALKOT TANNERY ASSOCIATION	Management and admin services	125,750.00
Pakistan	SIALKOT TANNERY ASSOCIATION	Office equipment	3,000.00
Pakistan	UNDP PAKISTAN	Management and admin services	303,039.90
Pakistan	UNDP PAKISTAN	Politics and civic affairs services	72,196.52
Peru	GRUPO GEA	Environmental services	39,748.95
Philippines	ECOWASTE COALITION	Environmental services	300,308.00
Philippines	MARKELL MACHINERIES MANUFACTURING	Environmental services	788,000.00
Philippines	TOYOTA MAKATI INC.	Motor vehicles and parts	32,101.02
Philippines	UNDP PHILIPPINES	Management and admin services	39,754.84
Philippines	UNICEF	Building and maintenance services	68,500.00
Poland	MAG EXPO SP Z O O	Management and admin services	33,441.86
Portugal	ALER	Management and admin services	120,000.00
Republic of Korea	GREEN TECHNOLOGY CENTER	Management and admin services	166,940.00
Republic of Korea	HYUNDAI MOTOR CO.	Motor vehicles and parts	34,157.47
Republic of Korea	KIET	Management and admin services	38,000.00
Republic of Korea	ONE ENERGY ISLAND CO LTD	Environmental services	84,800.00
Republic of Korea	UNIVERSITY OF ULSAN	Environmental services	39,488.97
Republic of Moldova	ENERGY EFFICIENCY AGENCY	Politics and civic affairs services	35,377.36
Russian Federation	ECDL	Management and admin services	40,596.03
Russian Federation	GEOLINEPROJECT LTD	Engineering and research services	42,826.88
Russian Federation	LLC IRVEN GROUP	Travel, food and lodging	40,497.90
Russian Federation	OOO EFFA	Management and admin services	38,187.59
Russian Federation	ROSCONGRESS FOUNDATION	Travel, food and lodging	30,075.88
Russian Federation	RUSSIAN ENERGY AGENCY	Management and admin services	34,442.20
Russian Federation	VERCONT SERVICE LLC	Environmental services	85,300.00
Russian Federation	ZAO EKP	Management and admin services	37,701.90
Russian Federation	ZAO MEZON RU	Management and admin services	39,016.22
Saudi Arabia	AL BABTAIN PLASTIC AND INSULATION	Politics and civic affairs services	50,000.00
Saudi Arabia	BAYT AL AWAZIL TRADING EST	Politics and civic affairs services	40,000.00
Senegal	AFG	Politics and civic affairs services	30,000.00
Senegal	UNDP SENEGAL	Building and maintenance services	41,160.12
Serbia	ELECTRICAL ENGINEERING INSTITUTE NI	Environmental services	45,684.00
Serbia	NCPC SERBIA	Environmental services	114,687.73
Slovenia	KOLEKTOR STRIX	Environmental services	64,464.64
Slovenia	LIMNOS COMPANY FOR APPLIED ECOLOGY	Environmental services	30,804.88
Slovenia	ZELJKO WARGA S.P	IT and communications equipment	344,811.32
South Africa	AGRICULTURAL RESEARCH COUNCIL	Engineering and research services	559,056.00
South Africa	AZURE PUBLIC RELATIONS AND COMMUNIC	Management and admin services	40,967.28
South Africa	CHEMETRIX PTY LTD	Laboratory and testing equipment	359,013.89
South Africa	CHEMETRIX PTY LTD	Transportation, storage, mail services	23,940.00
South Africa	CSIR COUNCIL FOR SCIE AND IND RES	Environmental services	47,971.15
South Africa	ELGIN FRUIT JUICES	Politics and civic affairs services	155,385.00
South Africa	GCS WATER AND ENVIRONMENT LTD	Politics and civic affairs services	127,000.00
South Africa	IBERT PTY LTD	Politics and civic affairs services	200,000.00
South Africa	MAYEKAWA SOUTH AFRICA PTY LTD	Distribution equipment	94,522.91
South Africa	NATIONAL LABORATORY ASSOCIATION	Travel, food and lodging	34,163.25
South Africa	PYRAMID SCIENTIFIC	Electronic components	16,057.06
South Africa	PYRAMID SCIENTIFIC	Laboratory and testing equipment	16,093.63
South Africa	PYRAMID SCIENTIFIC	Transportation, storage, mail services	1,624.00
South Africa	RENEN ENERGY SOLUTIONS	Politics and civic affairs services	32,480.00
South Africa	UNIVERSITY OF VENDA	Politics and civic affairs services	183,441.26
South Africa	VALULINE 178 PTY LTD	Motor vehicles and parts	35,905.58
South Sudan	GALEMMA COMPANY LIMITED	Building and maintenance services	125,381.14
South Sudan	GALEMMA COMPANY LIMITED	Engineering and research services	30,950.00
South Sudan	JUBA CATERING SERVICES	Building and maintenance services	39,397.17
South Sudan	JUBA CATERING SERVICES	Industrial manufacturing services	45,600.47
South Sudan	SAM PROPERTY SERVICES	Building and maintenance services	59,317.00
South Sudan	SOUTH SUDAN OLDER PEOPLES ORGANIZ	Financial and insurance services	33,900.00
South Sudan	UNDP SOUTH SUDAN	Management and admin services	141,833.10
South Sudan	WAP CONSULTANCY LIMITED	Education and training services	60,746.00
Spain	ADVANCED GEOSCIENCES EUROPE SL	Laboratory and testing equipment	80,108.40
Spain	CENER	Engineering and research services	334,228.00
Spain	CENER	Management and admin services	66,978.00
Spain	CIEMAT # CENTRO DE INVESTIGACIONES	Management and admin services	71,428.58
Spain	CIMNE	Management and admin services	208,330.00
Spain	FUNDACIÓN INSTITUTO DE HIDRÁULICA	Environmental services	124,827.50
Spain	FUNDACIÓN INSTITUTO DE HIDRÁULICA	Management and admin services	234,300.00
Spain	GAS NATURAL FENOSA ENGINEERING SL	Management and admin services	99,024.00
Spain	NOVEDADES AGRICOLAS S A	Farming, fishing equipment	33,213.16
Spain	REGIONAL ACTIVITY CENTRE FOR SUSTAI	Environmental services	2,281,006.72
Spain	TRAMA TECNOAMBIENTAL	Environmental services	58,300.00
Spain	TRAMA TECNOAMBIENTAL	Management and admin services	185,529.78
Spain	TST STAG S A	Chemicals	5,305.87
Spain	TST STAG S A	Distribution equipment	37,306.04
Spain	TST STAG S A	Electrical systems components	134.40
Spain	TST STAG S A	Industrial manufacturing machinery	14,906.80
Spain	TST STAG S A	Manufacturing components	11,793.92
Spain	TST STAG S A	Material handling machinery	9,422.38
Spain	TST STAG S A	Mining and well drilling equipment	125.16
Spain	TST STAG S A	Resin, rubber, elastomeric material	21,440.20
Spain	TST STAG S A	Tools and general machinery	11,026.42

Location of supplier	Supplier name	Category description	Value (USD)
UNIDO continued			
Spain	TST STAG S A	Transportation, storage, mail services	11,974.95
Sri Lanka	NCPC NATIONAL CLEANER PRODUCTION CE	Environmental services	36,700.00
Sudan	AGRICULTURAL BANK OF SUDAN	Environmental services	40,000.00
Sudan	AHMED HASSAN MOHAMED	Management and admin services	50,400.00
Sudan	BYBLOS BANK AFRICA	Management and admin services	40,606.50
Sudan	NATIONAL ENERGY RESEARCH CENTER	Engineering and research services	32,593.71
Suriname	ILACO SURINAME NV	Environmental services	324,903.00
Sweden	VARLDSNATURFONDENS AB WWF SWEDEN	Management and admin services	67,803.34
Switzerland	BERN UNIVERSITY OF AOPLIED SCIENCES	Financial and insurance services	133,086.00
Switzerland	ENVIRONMENTAL TECHNOLOGY LTD(ETI)	Laboratory and testing equipment	40,577.45
Switzerland	ERNST AND YOUNG AG	Environmental services	42,926.83
Switzerland	ERNST AND YOUNG AG	Financial and insurance services	133,896.98
Switzerland	ETI UMWELTTECHNIK AG	Laboratory and testing equipment	39,314.00
Switzerland	FACHHOCHSCHULE NORDWESTSCHWEIZ	Environmental services	158,972.66
Switzerland	INTERTRADE INTERNATIONAL SERVICES	Farming, fishing equipment	2,560.00
Switzerland	INTERTRADE INTERNATIONAL SERVICES	Mining and well drilling equipment	20,244.00
Switzerland	INTERTRADE INTERNATIONAL SERVICES	Transportation, storage, mail services	7,500.00
Switzerland	RDM SYSTEME AG	Building and maintenance services	34,703.53
Switzerland	SMART RESOURCES GMBH	Environmental services	39,017.71
Switzerland	SOFIES SARL	Education and training services	76,387.92
Switzerland	SOFIES SARL	Environmental services	98,665.96
Switzerland	UNITED NATIONS OFFICE IN GENEVA	Management and admin services	52,000.00
Switzerland	WORLD RESOURCES FORUM ASSOCIATION	Environmental services	34,000.00
Thailand	DEPARTMENT OF INDUSTRIAL PROMOTION	Management and admin services	399,738.00
Thailand	IRON AND STEEL INSTITUTE	Environmental services	38,000.00
Thailand	THAILAND DEVELOPMENT RESEARCH INSTI	Environmental services	31,062.00
Thailand	THAILAND TEXTILE INSTITUTE	Education and training services	38,060.00
Thailand	THE CREAGY COMPANY LIMITED	Politics and civic affairs services	40,000.00
Thailand	THE INDUSTRIAL ENVIRONMENT INSTITUT	Environmental services	78,446.11
The former Yugoslav Republic of Macedonia	LOGING ELECTRONICS	Electronic components	1,884.96
The former Yugoslav Republic of Macedonia	LOGING ELECTRONICS	Laboratory and testing equipment	29,384.62
The former Yugoslav Republic of Macedonia	LOGING ELECTRONICS	Mining and well drilling equipment	1,273.76
The former Yugoslav Republic of Macedonia	LOGING ELECTRONICS	Tools and general machinery	2,984.89
Tunisia	ACT INTERNATIONAL	Management and admin services	86,786.11
Tunisia	CHAMPIONS CONSULTING	Management and admin services	125,509.62
Tunisia	COMETE ENGINEERING SA	Environmental services	73,778.50
Tunisia	GRETFOR	Engineering and research services	50,000.00
Tunisia	IB SOFT	Management and admin services	71,000.00
Tunisia	PROXITEC IT SOLUTIONS	IT and communications equipment	29,016.30
Tunisia	PROXITEC IT SOLUTIONS	Printing, photo and AV equipment	1,106.19
Tunisia	RADISSON BLU RESORT	Travel, food and lodging	36,269.90
Tunisia	TUNISIAN ACCREDITATION COUNCIL	Financial and insurance services	134,174.73
Tunisia	TUNISIAN ACCREDITATION COUNCIL	Politics and civic affairs services	39,996.00
Turkey	ASTAS ENDUSTRI TEKSTIL MAKINALARI	Industrial manufacturing machinery	141,619.00
Turkey	ASTAS ENDUSTRI TEKSTIL MAKINALARI	Transportation, storage, mail services	1,802.00
Turkey	BILKENT UNIVERSITY UNAM	Politics and civic affairs services	174,000.00
Turkey	ENDUSTRIYEL ENERJI SANAYI VE TICARE	Financial and insurance services	85,500.00
Turkey	ENVE ENERJI MUHENDISLIK PROJE MUSAV	Financial and insurance services	75,000.00
Turkey	ESCON ENERJI SISTEMLERI VE CIHAZLAR	Financial and insurance services	58,150.00
Turkey	PROMA MIMARLIK	Building and maintenance services	42,350.97
Turkey	REFLEKS YANGIN GUVENLIK	Building and construction machinery	123,913.00
Turkey	TUBITAK BURSA TEST ANALIZ LAB	Education and training services	47,800.00
Turkey	UZM TURIZM ORGANIZASYON	Travel, food and lodging	31,791.00
Uganda	BIOGAS SOLUTIONS UGANDA LIMITED	Building and maintenance services	127,708.62
Uganda	HYDROTECH DRILLING CONSTRUCTION L	Building and maintenance services	227,920.00
Uganda	MINISTRY OF AGRICULTURE ANIMAL INDU	Education and training services	127,000.00
Uganda	MINISTRY OF AGRICULTURE ANIMAL INDU	Politics and civic affairs services	50,000.00
Uganda	PLUMB BASE LIMITED	Education and training services	35,112.08
Uganda	PLUMB BASE LIMITED	Farming, fishing equipment	116,855.00
Uganda	PLUMB BASE LIMITED	Industrial manufacturing machinery	13,738.44
Uganda	PLUMB BASE LIMITED	Laboratory and testing equipment	47,840.74
Uganda	PLUMB BASE LIMITED	Motor vehicles and parts	43,174.00
Uganda	UNDP UGANDA	Furniture	33,534.36
Uganda	UNDP UGANDA	Management and admin services	33,246.75
Ukraine	MERCURY V	Building and maintenance services	9,873.66
Ukraine	MERCURY V	Furniture	105,429.00
Ukraine	RECPC KCISOE	Environmental services	355,152.07
United Arab Emirates	CONFORMITY GLOBE TECHNICAL PROFESSI	Engineering and research services	69,000.00
United Arab Emirates	ETIHAD AIRWAYS	Travel, food and lodging	41,955.98
United Arab Emirates	EYE THREE TOURISM LLC BRANCH	Travel, food and lodging	80,028.59
United Arab Emirates	INTERTECH FZC	Farming, fishing equipment	39,878.00
United Arab Emirates	REED EXHIBITIONS FZ LLC	Politics and civic affairs services	32,184.28
United Kingdom of Great Britain and Northern Ireland	AQUA ACTION FOR WATER SPORTS LTD	Environmental services	88,886.37
United Kingdom of Great Britain and Northern Ireland	CARBON TRUST ADVISORY LIMITED	Management and admin services	1,152,997.23
United Kingdom of Great Britain and Northern Ireland	CNN INTERNATIONAL	Public sector related services	125,000.00
United Kingdom of Great Britain and Northern Ireland	CROMWELL TOOLS LIMITED	Building and construction machinery	36,390.69
United Kingdom of Great Britain and Northern Ireland	CTEQ LTD	Laboratory and testing equipment	124,700.00
United Kingdom of Great Britain and Northern Ireland	DEWPOINT CONSULTANTS LTD	Engineering and research services	102,900.00
United Kingdom of Great Britain and Northern Ireland	EON REALITY	IT and communications equipment	289,512.00
United Kingdom of Great Britain and Northern Ireland	EON REALITY	Material handling machinery	480.00
United Kingdom of Great Britain and Northern Ireland	ITPE LTD	Environmental services	32,490.00
United Kingdom of Great Britain and Northern Ireland	ITPE LTD	Politics and civic affairs services	40,780.00
United Kingdom of Great Britain and Northern Ireland	LEAPS INNOVATION LTD	Editorial, design, graphic services	154,481.12
United Kingdom of Great Britain and Northern Ireland	LINX NEWS LTD	Editorial, design, graphic services	47,085.00

Location of supplier	Supplier name	Category description	Value (USD)
UNIDO continued			
United Kingdom of Great Britain and Northern Ireland	LINX NEWS LTD	Politics and civic affairs services	31,358.89
United Kingdom of Great Britain and Northern Ireland	LONDON SCHOOL OF ECONOMICS AND	Management and admin services	122,542.19
United Kingdom of Great Britain and Northern Ireland	NRL ENTERPRISE SOLUTIONS UK LTD	Financial and insurance services	83,962.26
United Kingdom of Great Britain and Northern Ireland	SOUND DIPLOMACY	Management and admin services	137,834.41
United Kingdom of Great Britain and Northern Ireland	THE FINANCIAL TIMES LIMITED	Management and admin services	82,330.27
United Kingdom of Great Britain and Northern Ireland	UNIT EXPORT LIMITED	Industrial manufacturing machinery	15,520.00
United Kingdom of Great Britain and Northern Ireland	UNIT EXPORT LIMITED	Transportation, storage, mail services	15,195.00
United Kingdom of Great Britain and Northern Ireland	UNIVERSITY OF WARWICK	Education and training services	39,882.00
United Kingdom of Great Britain and Northern Ireland	WHITESHIELD PARTNERS LIMITED	Management and admin services	45,500.00
United Republic of Tanzania	BUREAU FOR AGRICULTURAL CONSULTANCY	Management and admin services	39,116.00
United Republic of Tanzania	ENDEP LTD	Politics and civic affairs services	135,200.00
United Republic of Tanzania	SAINT LUKE FOUNDATION	Management and admin services	120,000.00
United Republic of Tanzania	SUPPLY BASE SOLUTIONS LIMITED	Politics and civic affairs services	650,000.00
United Republic of Tanzania	UNDP TANZANIA	Industrial cleaning services	76,707.45
United Republic of Tanzania	WANANCHI POWER PROVIDERS LTD	Politics and civic affairs services	64,000.00
United States of America	AMERICAN PROCUREMENT SERVICES	Material handling machinery	561,298.18
United States of America	BLACKSMITH INITIATIVE INC	Environmental services	1,675,620.02
United States of America	COMMUNICATIONS DEVELOPMENT INC	Editorial, design, graphic services	97,602.61
United States of America	EDCAST INC	Politics and civic affairs services	40,000.00
United States of America	JPD SYSTEMS LLC	Editorial, design, graphic services	36,057.69
United States of America	LOS ANGELES CLEANTECH INCUBATOR	Management and admin services	100,000.00
United States of America	LOS ANGELES CLEANTECH INCUBATOR	Politics and civic affairs services	131,750.02
United States of America	MAPA DISTRIBUTORS LLC	Cleaning equipment	117,460.00
United States of America	MAPA DISTRIBUTORS LLC	Distribution equipment	130,296.00
United States of America	MAPA DISTRIBUTORS LLC	Mining and well drilling equipment	61,505.00
United States of America	MAPA DISTRIBUTORS LLC	Transportation, storage, mail services	25,985.11
United States of America	MASTERCOOL INC	Laboratory and testing equipment	21,194.80
United States of America	MASTERCOOL INC	Mining and well drilling equipment	3,575.00
United States of America	MASTERCOOL INC	Tools and general machinery	988.60
United States of America	MASTERCOOL INC	Transportation, storage, mail services	38,904.03
United States of America	MICHIGAN STATE UNIVERSITY	Financial and insurance services	32,201.00
United States of America	NATAIJ LLC	Management and admin services	31,556.60
United States of America	PLANSON INTERNATIONAL	IT and communications equipment	29,562.16
United States of America	PLANSON INTERNATIONAL	Office equipment	2,842.06
United States of America	PLANSON INTERNATIONAL	Printing, photo and AV equipment	2,082.00
United States of America	PLANSON INTERNATIONAL	Transportation, storage, mail services	9,459.78
United States of America	SWEETRUSH INC	Politics and civic affairs services	39,000.00
United States of America	UNITED NATIONS HEADQUARTERS	Published products	36,000.00
United States of America	UNITED NATIONS POPULATION FUND	Management and admin services	75,600.00
United States of America	UNOPS NEW YORK	Engineering and research services	100,000.00
United States of America	UNOPS NEW YORK	Environmental services	619,927.00
Uruguay	GISELLE DELLA MEA - INNODRIVEN	Politics and civic affairs services	31,687.02
Uruguay	MILTAY SA BIOTERRA	Politics and civic affairs services	110,000.00
Uruguay	ONTILCOR SA	Politics and civic affairs services	71,546.00
Viet Nam	CENTER FOR ENVIRONMENTAL MONITORING	Environmental services	149,970.00
Viet Nam	CENTER FOR SUSTAINABLE URBAN DEVELO	Environmental services	38,820.00
Viet Nam	ENERGY CONSERVATION RESEARCH	Environmental services	39,070.00
Viet Nam	GREEN DEVELOPMENT CENTER	Engineering and research services	41,499.85
Viet Nam	HUNG VIET REE	Building and construction machinery	9,336.86
Viet Nam	HUNG VIET REE	Distribution equipment	21,109.26
Viet Nam	HUNG VIET REE	Transportation, storage, mail services	2,511.86
Viet Nam	HYPERLOGY JSC	Engineering and research services	256,500.00
Viet Nam	RED SUN ENERGY LONG AN CO LTD	Building and construction machinery	3,943.39
Viet Nam	RED SUN ENERGY LONG AN CO LTD	Distribution equipment	8,115.36
Viet Nam	RED SUN ENERGY LONG AN CO LTD	Material handling machinery	1,326.45
Viet Nam	RED SUN ENERGY LONG AN CO LTD	Power generation machinery	14,335.21
Viet Nam	RED SUN ENERGY LONG AN CO LTD	Structures, construction components	5,072.02
Viet Nam	SIAEP SUB INSTITUTE OF AGRICULTURAL	Education and training services	31,970.00
Viet Nam	VIETNAM CLEANER PRODUCTION CENTRE	Environmental services	42,561.37
Zambia	COMESA SECRETARIAT	Environmental services	80,000.00
Zambia	ZAMBIA ENVIRONMENTAL MANAGEMENT AGE	Environmental services	193,600.00
UNOG			
Australia	AUSTRALIAN NATIONAL UNIVERSITY - ANU	Management and admin services	30,000.00
Austria	AMEX EXPORT-IMPORT GMBH	Laboratory and testing equipment	87,529.52
Austria	INTERNATIONAL INSTITUTE FOR APPLIED	Engineering and research services	199,919.72
Belgium	ARCADIS BELGIUM SA	Engineering and research services	34,205.02
Belgium	TELEVIC CONFERENCE NV	Building and maintenance services	114,115.49
Belgium	UNDP-BRUSSELS LIAISON OFFICE	Management and admin services	69,506.94
Bulgaria	ENEFFECT CONSULT SP LTD.	Engineering and research services	30,000.00
Cameroon	UNDP-CAMEROON	Management and admin services	44,191.31
Canada	INTERNATIONAL INSTITUTE FOR SUSTAINABLE	Editorial, design, graphic services	51,077.00
Chad	AGENCE IMMOBILIÈRE LABORDE SARL	Management and admin services	58,931.96
Chad	AIRTEL TCHAD S.A	Public sector related services	44,274.98
China	TELLHOW SCI-TECH CO. LTD.	Power generation machinery	42,600.00
Czechia	SVOS SPOL. S R.O.	Motor vehicles and parts	117,466.89
Democratic Republic of the Congo	CHIGEREGERE NISHAMBA LEON	Management and admin services	36,000.00
Denmark	DANOFFICE APS (DENMARK)	IT and communications equipment	85,866.00
Egypt	SHADI ISMAIL MOHAMED	Management and admin services	74,511.36
Finland	VERSEIDAG BALLISTIC PROTECTION OY	Security and safety equipment	137,590.02
France	AFP-SERVICES	Editorial, design, graphic services	80,899.11
France	ALTEAD INDUSTRIES SERVICES	Building and maintenance services	59,873.53
France	BEALAS ENERGIE SERVICES	Engineering and research services	46,848.82
France	BOSCHER SIGNALÉTIQUE & IMAGE	Building and maintenance services	53,361.79
France	CHATEAU DES COMTES DE CHALLES SARL	Travel, food and lodging	178,051.42

Location of supplier	Supplier name	Category description	Value (USD)
UNOG continued			
France	DELETEC SARL	IT and communications equipment	179,312.63
France	EBSCO INFORMATION SERVICES	Public sector related services	34,946.43
France	GROUPE MULLIEZ FLORY	Apparel, luggage and personal care	32,412.20
France	ICOM FRANCE S.A.S.	IT and communications equipment	32,443.13
France	IMPRIMERIE NOUVELLE GONNET	Industrial manufacturing services	38,420.49
France	OGER INTERNATIONAL SA	Engineering and research services	1,283,986.03
France	PREZIOSO LINJEBYGG	Building and maintenance services	529,012.92
France	STILOG I.S.T.	IT and communications equipment	32,235.58
Germany	EX LIBRIS (DEUTSCHLAND) GMBH	IT and communications equipment	140,103.52
Gibraltar	TOYOTA (GIBRALTAR) STOCKHOLDINGS LI	Motor vehicles and parts	1,141,404.91
Gibraltar	TOYOTA (GIBRALTAR) STOCKHOLDINGS LI	Transportation, storage, mail services	78,951.68
India	CUTS INSTITUTE FOR REGULATION AND	Management and admin services	50,000.00
Ireland	MICROSOFT IRELAND OPERATIONS LIMITED	Engineering and research services	106,724.85
Ireland	MICROSOFT IRELAND OPERATIONS LIMITED	IT and communications equipment	894,205.27
Israel	UNION MOTORS LTD	Motor vehicles and parts	32,019.29
Italy	DIMENSIONE S.P.A.	Building and maintenance services	319,043.73
Italy	PRAS TECNICA EDILIZIA SRL	Engineering and research services	34,934.93
Italy	WFP-HQ	Motor vehicles and parts	1,391,670.64
Japan	NISSAN TRADING CO. LTD.	Motor vehicles and parts	33,023.61
Jordan	ELIAS ESKANDER KHAMIS EMSEEH	Management and admin services	144,060.00
Jordan	SHARK FOR SECURITY AND ARMED PROTEC	Public order and security services	33,864.41
Jordan	UNDP-JORDAN	Management and admin services	37,689.53
Jordan	UNDP REGIONAL HUB FOR ARAB STATES	Management and admin services	67,604.00
Lebanon	TALAL ABU GHAZALEH & CO - SC	Financial and insurance services	48,500.00
Lebanon	UNDP-LEBANON	Management and admin services	128,427.50
Luxembourg	AMPLEXOR LUXEMBOURG S.À R.L.	Editorial, design, graphic services	62,910.37
Malaysia	NATIONAL DISASTER MANAGEMENT AGENCY	Travel, food and lodging	42,900.00
Mali	UNDP-MALI	Engineering and research services	30,000.00
Mali	UNDP-MALI	Management and admin services	154,122.00
Netherlands	B.V. TECHNISCH BUREAU JACOT	Printing, photo and AV equipment	139,368.68
Netherlands	CARLSON WAGONLIT TRAVEL	Travel, food and lodging	24,491,392.00
Netherlands	FFACT MANAGEMENT CONSULTANTS BV	Management and admin services	35,520.00
Nigeria	JMG LIMITED	Power generation machinery	66,212.74
Norway	MARLINK ENTERPRISE AS	Engineering and research services	899,495.02
Norway	MARLINK ENTERPRISE AS	IT and communications equipment	40,580.00
Russian Federation	LTD ""STROYENERGOTECHNIKA""	Laboratory and testing equipment	43,764.02
Russian Federation	PEOPLES FRIENDSHIP UNIVERSITY OF RUSSIA	Management and admin services	30,000.00
Russian Federation	WHO-RUSSIAN FEDERATION	Management and admin services	47,866.34
Sweden	XMOMS FORETAGSPROFILERING AB	Medical equipment	72,922.41
Switzerland	ADECCO RESSOURCES HUMAINES	Travel, food and lodging	605,528.93
Switzerland	AGEDA COMMUNICATION SÀRL	IT and communications equipment	180,566.27
Switzerland	AIG EUROPE LIMITED LONDON OPFIKON	Financial and insurance services	530,901.14
Switzerland	ALLIANZ SUISSE SOCIÉTÉ D'ASSURANCES	Financial and insurance services	512,922.47
Switzerland	AMI ASSAINISSEMENTS SPÉCIAUX SA	Industrial cleaning services	35,009.14
Switzerland	ANDRÉ SA	Building and maintenance services	954,688.01
Switzerland	APROTEC SA	Building and maintenance services	42,122.12
Switzerland	B+S INGÉNIEURS CONSEILS SA	Engineering and research services	54,532.53
Switzerland	BATIMMO SA	Power generation machinery	37,674.23
Switzerland	BETELEC SA	Engineering and research services	37,077.07
Switzerland	CABLEX SA	Building and maintenance services	767,868.15
Switzerland	CABLEX SA	Electrical systems components	81,300.80
Switzerland	CELSA-CHARMETTES SA SUCCURSALE RUE	Fuels and lubricants etc.	120,450.82
Switzerland	CENTRE INTERNATIONAL DE CONFERENCES	Travel, food and lodging	266,410.18
Switzerland	COLT TECHNOLOGY SERVICES	Engineering and research services	45,045.05
Switzerland	COLT TECHNOLOGY SERVICES	Public sector related services	43,902.44
Switzerland	CONSORTIUM LMT SORACO NATIONS	Building and maintenance services	3,031,047.70
Switzerland	CUNI LULJETA	Personal and domestic services	47,804.88
Switzerland	DHL EXPRESS SCHWEIZ AG	Transportation, storage, mail services	299,145.70
Switzerland	DIGITEC GALAXUS AG	IT and communications equipment	35,352.38
Switzerland	DUPONT DE NEMOURS INTERNATIONAL SÀR	Management and admin services	495,063.52
Switzerland	EBÉNISTERIE DENIS SCHNEEBERGER SA	Building and maintenance services	303,861.79
Switzerland	EGG-TELSA SA	Building and maintenance services	466,463.41
Switzerland	ELDORA SA	Travel, food and lodging	178,369.10
Switzerland	ELECTRO-MATÉRIEL SA	Power generation machinery	43,594.48
Switzerland	ELECTROPLAST SA	Power generation machinery	35,089.35
Switzerland	ETAVIS TSA	Building and maintenance services	175,187.54
Switzerland	FISCHER PAPIER AG	Paper materials and products	189,600.00
Switzerland	FONDATION DES IMMEUBLES POUR LES	Building and maintenance services	321,559.96
Switzerland	FONDATION DES IMMEUBLES POUR LES	Management and admin services	1,245,355.20
Switzerland	FONDATION DES IMMEUBLES POUR LES	Travel, food and lodging	58,201.79
Switzerland	GARAGE DE L'ATHÉNÉE ANDRÉ CHEVALLE	Motor vehicles and parts	117,978.39
Switzerland	GEORGES CONSTANTIN SA	Building and maintenance services	157,398.56
Switzerland	GEORGES CONSTANTIN SA	Structures, construction components	38,510.51
Switzerland	GEORGES DENTAN GENÈVE SA	Building and maintenance services	61,331.33
Switzerland	GRAND HÔTEL SUISSE-MAJESTIC	Travel, food and lodging	41,632.90
Switzerland	GREMLICH FRÈRES SA	Building and maintenance services	187,877.98
Switzerland	GULF SERVICE S.A	Transportation, storage, mail services	103,146.90
Switzerland	HEIDELBERG SCHWEIZ AG	Engineering and research services	31,554.88
Switzerland	HENRI HARSCH HH SA	Transportation, storage, mail services	71,560.57
Switzerland	HEWLETT-PACKARD (SCHWEIZ) GMBH	Engineering and research services	65,448.66
Switzerland	HEWLETT-PACKARD (SCHWEIZ) GMBH	IT and communications equipment	140,878.41
Switzerland	HILL INTERNATIONAL (SWITZERLAND) SA	Management and admin services	2,182,071.00
Switzerland	IBM SWITZERLAND	Engineering and research services	361,154.65
Switzerland	IMPLENIA SCHWEIZ AG	Building and maintenance services	7,668,962.55

Location of supplier	Supplier name	Category description	Value (USD)
UNOG continued			
Switzerland	INTERNATIONAL COMPUTING CENTRE	Engineering and research services	71,376.00
Switzerland	INTERTRADE INTERNATIONALSERVICESSA	Domestic appliances and electronics	39,913.54
Switzerland	ISS FACILITY SERVICES SA (SWITZERLA	Industrial cleaning services	4,070,148.83
Switzerland	JB JARDINS SA	Building and maintenance services	171,476.20
Switzerland	JETIVIA S.A.	Transportation, storage, mail services	848,692.27
Switzerland	JOHNSON CONTROLS SYSTEMS & SERVICE	Building and maintenance services	367,760.62
Switzerland	JV SOM & B+P AG	Engineering and research services	8,571,442.19
Switzerland	KAESER KOMPRESSOREN AG	Distribution equipment	54,745.87
Switzerland	KONTRAST MEDIA SA	Editorial, design, graphic services	36,950.00
Switzerland	LA LONGERAIE FONDATION ECCLÉSIASTI	Travel, food and lodging	34,319.08
Switzerland	LACHENAL SA	Domestic appliances and electronics	36,300.81
Switzerland	LALIVE SA	Management and admin services	190,681.43
Switzerland	LARAG SA SATIGNY	Motor vehicles and parts	40,913.76
Switzerland	LENOVO (SCHWEIZ) GMBH	IT and communications equipment	1,848,499.00
Switzerland	LES ARTISANS DE L'ARBRE SARL	Building and maintenance services	112,721.49
Switzerland	LINALIS SARL	Engineering and research services	31,777.56
Switzerland	LYRECO SWITZERLAND SA	Office equipment	123,064.17
Switzerland	MAULINI SA	Building and maintenance services	2,278,756.71
Switzerland	METALOÏD SA	Engineering and research services	198,912.04
Switzerland	MICROSOFT SWITZERLAND LTD LIAB.CO	Engineering and research services	373,588.90
Switzerland	MINO SA	Building and maintenance services	139,026.81
Switzerland	NAVILLE DISTRIBUTION SA	Public sector related services	59,582.92
Switzerland	NEW STAR GLOBAL PROPERTY MANAGEMENT	Management and admin services	4,151,157.16
Switzerland	OTIS SA	Building and maintenance services	128,286.41
Switzerland	PANGALIFT SA	Building and maintenance services	53,008.14
Switzerland	POST CH AG	Transportation, storage, mail services	676,605.52
Switzerland	PROJECTION NOUVELLE SÀRL	Printing, photo and AV equipment	72,185.98
Switzerland	PROJET9 ENVIRONMENTAL SOLUTIONS SAR	Building and maintenance services	146,341.46
Switzerland	QUANTIS SÀRL	Engineering and research services	180,284.55
Switzerland	RAYMOND STEFANO SA	Building and maintenance services	228,253.71
Switzerland	REOS PARTNERS SWITZERLAND SARL	Education and training services	31,712.47
Switzerland	REPORTINGSOFT SA	IT and communications equipment	70,533.03
Switzerland	RICOH SUISSE SA	Industrial manufacturing services	50,344.69
Switzerland	RICOH SUISSE SA	Public sector related services	31,712.47
Switzerland	ROMANDE ENERGIE COMMERCE SA	Public sector related services	1,247,547.55
Switzerland	ROUND OFFICE	Furniture	372,421.82
Switzerland	ROYAL PLAZA MONTREUX SA	Travel, food and lodging	105,159.32
Switzerland	SAFE HOST S.A.	Engineering and research services	98,553.72
Switzerland	SCHAERER SA	Building and maintenance services	31,916.20
Switzerland	SCRASA SA	Building and maintenance services	179,019.09
Switzerland	SCRASA SA	Engineering and research services	41,636.55
Switzerland	SERVICES INDUSTRIELS DE GENÈVE	Building and maintenance services	48,039.50
Switzerland	SERVICES INDUSTRIELS DE GENÈVE	Public sector related services	1,339,385.84
Switzerland	SHARP ELECTRONICS (SCHWEIZ) AG	Engineering and research services	167,174.43
Switzerland	SIEMENS SCHWEIZ AG	Building and maintenance services	586,856.60
Switzerland	SIEMENS SCHWEIZ AG	Security and safety equipment	46,468.17
Switzerland	SOCIÉTÉ ROUTE ASS. CONSTR SORACO SA	Building and maintenance services	462,202.26
Switzerland	SOS ASSISTANCE SA	Public order and security services	114,313.51
Switzerland	SUNRISE COMMUNICATIONS SA	Building and maintenance services	223,783.62
Switzerland	SUNRISE COMMUNICATIONS SA	IT and communications equipment	80,080.08
Switzerland	SUNRISE COMMUNICATIONS SA	Public sector related services	1,617,424.67
Switzerland	SWISSCOM (SWITZERLAND) LTD	Public sector related services	69,513.41
Switzerland	TECH BUILDING SA	Building and maintenance services	408,244.64
Switzerland	TECH BUILDING SA	Engineering and research services	54,684.96
Switzerland	TECHNICONGRÈS ENGINEERING SA	IT and communications equipment	209,146.84
Switzerland	TECHNICONGRES RENTAL SA	Domestic appliances and electronics	125,824.82
Switzerland	THYSSENKRUPP ASCENSEURS SA SUCCURS	Building and maintenance services	31,719.21
Switzerland	TOPNET SA	Industrial cleaning services	327,555.29
Switzerland	TYCO INTEGRATED FIRE & SECURITY (SU	Building and maintenance services	898,747.77
Switzerland	WERNER ISOLATIONS SA GENEVE	Building and maintenance services	35,488.52
Switzerland	WHITESPACE SARL	Engineering and research services	88,536.59
Switzerland	XEROX AG	Industrial manufacturing services	125,971.94
Switzerland	XEROX AG	Management and admin services	116,119.09
Switzerland	ZURICH COMPAGNIE D'ASSURANCES SA S	Financial and insurance services	38,045.46
Syrian Arab Republic	IOM - SYRIA	Financial and insurance services	54,211.55
Syrian Arab Republic	MOHAMED BACHAR AL MALKI	Management and admin services	40,000.00
Syrian Arab Republic	SAMIRA NADER HAFEZ	Management and admin services	30,000.00
Syrian Arab Republic	SYRIAN SAUDI FOR TOURISTIC INVESTME	Management and admin services	396,878.98
Syrian Arab Republic	UNDP-SYRIAN ARAB REPUBLIC	Financial and insurance services	76,602.00
Turkey	SEBAT ASLAN	Management and admin services	43,750.00
Turkey	TAMARIS TURIZM ANONIM SIRKETI-MERKE	Management and admin services	125,600.82
Turkey	ZAHIDE KURTARAN	Management and admin services	51,000.00
United Arab Emirates	ABSG CONSULTING INC (DUBAI BRANCH)	Building and maintenance services	123,000.00
United Arab Emirates	JAMEEL MAHMOUD HAMDAN MADI	Management and admin services	68,460.89
United Arab Emirates	WFP-DUBAI	Motor vehicles and parts	226,672.95
United Kingdom of Great Britain and Northern Ireland	ANAPLAN LIMITED	IT and communications equipment	255,000.00
United Kingdom of Great Britain and Northern Ireland	CORNERSTONE ONDEMAND	Education and training services	32,733.27
United Kingdom of Great Britain and Northern Ireland	INTERNATIONAL FUNDRAISING CONSULTAN	Engineering and research services	42,755.50
United Kingdom of Great Britain and Northern Ireland	J. & D. WILKIE LIMITED	Security and safety equipment	207,109.02
United Kingdom of Great Britain and Northern Ireland	JANKEL ARMOURING LIMITED	Motor vehicles and parts	273,530.36
United Kingdom of Great Britain and Northern Ireland	MACE LIMITED	Management and admin services	572,942.43
United Kingdom of Great Britain and Northern Ireland	MOORE STEPHENS LLP	Financial and insurance services	108,000.00
United Kingdom of Great Britain and Northern Ireland	MOTOROLA SOLUTIONS UK LIMITED	IT and communications equipment	109,157.00
United Kingdom of Great Britain and Northern Ireland	UNIVERSITY OF SOUTHAMPTON - UK	Management and admin services	63,750.00

Location of supplier	Supplier name	Category description	Value (USD)
UNOG continued			
United Kingdom of Great Britain and Northern Ireland	WILLIS LIMITED	Financial and insurance services	150,150.15
United States of America	CAPTION FIRST INCORPORATED	Editorial, design, graphic services	92,419.47
United States of America	CISCO SYSTEMS INC	Engineering and research services	179,735.00
United States of America	CISCO SYSTEMS INC	IT and communications equipment	1,043,013.50
United States of America	CISCO SYSTEMS INC	Printing, photo and AV equipment	167,456.25
United States of America	CITRIX SYSTEMS INC	Engineering and research services	190,883.51
United States of America	COLOR ID LLC	Office equipment	100,841.00
United States of America	CURVATURE LLC	Engineering and research services	66,384.00
United States of America	DALBERG CONSULTING-U.S. LLC	Management and admin services	155,900.00
United States of America	EMC CORPORATION	Engineering and research services	150,642.04
United States of America	EMERGINGMARKETSCOMMUNICATIONSINC(E	Engineering and research services	46,125.85
United States of America	ENVIRONMENTALSYSTEMSRESEARCHINSTITU	IT and communications equipment	112,250.00
United States of America	FRANKLIN COVEY CLIENT SALES INC.	Education and training services	50,006.60
United States of America	GENSLER ARCHITECTURE DESIGN & PLAN	Building and maintenance services	569,984.00
United States of America	GRAEBEL COMPANIES INC.	Transportation, storage, mail services	40,000.00
United States of America	LENOVO (UNITED STATES) INC	IT and communications equipment	348,254.00
United States of America	MANAGEMENT RESEARCH GROUP INC.	Education and training services	82,865.00
United States of America	TRIGYN TECHNOLOGIES INC.	Engineering and research services	783,946.99
United States of America	UNICEF-YEMEN	Management and admin services	286,984.58
United States of America	VMWARE INC.	Engineering and research services	44,469.11
Unspecified countries	WFP-OCCUPIED PALESTINIAN TERRITORY	Management and admin services	80,000.00
Yemen	UNDP-YEMEN	Management and admin services	1,668,870.79
UNON			
Afghanistan	MSP BAMYAN	Financial and insurance services	1,034,372.72
Afghanistan	MSP BAMYAN	Management and admin services	3,816,159.34
Afghanistan	UNDP-AFGHANISTAN	Motor vehicles and parts	247,514.14
Afghanistan	UNDP-AFGHANISTAN	Public order and security services	97,800.65
Afghanistan	UNOPS-AFGHANISTAN	Management and admin services	74,274.56
Afghanistan	WFP-UNHAS AFGHANISTAN	Transportation, storage, mail services	110,302.00
Albania	UNDP-ALBANIA	Travel, food and lodging	79,636.00
Australia	TIERRAMAR CONSULTING PTY LTD	Management and admin services	35,000.00
Bahrain	UNDP-BAHRAIN	Motor vehicles and parts	60,000.00
British Virgin Islands	CAMP OPERATING GROUP LIMITED	Management and admin services	261,650.00
British Virgin Islands	CTG GLOBAL LIMITED	Management and admin services	818,552.13
Canada	INTERNATIONAL INSTITUTE FOR SUSTAINABLE	Editorial, design, graphic services	86,000.00
Congo	UNDP-CONGO	Transportation, storage, mail services	52,171.00
Côte d'Ivoire	UNDP-COTE D'IVOIRE	Building and maintenance services	36,000.00
Cyprus	GLOSEC HOLDINGS LIMITED	Building and maintenance services	31,050.00
Denmark	DANOFFICE APS (DENMARK)	Engineering and research services	112,535.00
Denmark	DANOFFICE APS (DENMARK)	IT and communications equipment	570,133.00
Denmark	PEM CONSULT A/S	Management and admin services	39,258.00
Egypt	FOUR SEASONS HOTEL CAIRO AT NILE PL	Travel, food and lodging	48,518.00
Ethiopia	AWASH WELDAY	Building and maintenance services	5,667,179.00
France	ECEDI	Engineering and research services	130,400.00
France	ECEDI	IT and communications equipment	41,450.00
France	GROUPE MULLIEZ FLORY	Apparel, luggage and personal care	106,415.05
Germany	BONN CONFERENCE CENTER MANAGEMENT G	Management and admin services	518,406.65
Germany	SHURE EUROPE GMBH	Printing, photo and AV equipment	207,585.76
Germany	UNV-HQ	Engineering and research services	238,754.83
Germany	UNV-HQ	Management and admin services	56,058.00
Ghana	UNDP-GHANA	Management and admin services	68,765.00
Gibraltar	TOYOTA (GIBRALTAR) STOCKHOLDINGS LI	Motor vehicles and parts	33,935.07
India	VOYANTS SOLUTIONS PVT. LTD.	Building and maintenance services	116,064.00
Israel	GLOSEC SOLUTIONS LTD	Building and maintenance services	1,176,720.00
Italy	UNSSC	Travel, food and lodging	44,000.00
Jordan	MADAR AL-NOJOOM LIL-ISTISHARAT WA A	Management and admin services	453,915.00
Kenya	AMICABRE TRAVEL SERVICES LTD	Transportation, storage, mail services	307,542.88
Kenya	AQUAMIST LIMITED	Food and beverage products	44,826.92
Kenya	ASPIRE GRAPHICS	Engineering and research services	396,194.33
Kenya	BOB MORGAN SERVICES LIMITED	Public order and security services	39,879.90
Kenya	CENTRAL ELECTRICALS INTERNATIONAL L	Building and maintenance services	270,047.66
Kenya	CHANCERYWRIGHTINSURANCEBROKERSLIMIT	Financial and insurance services	173,732.20
Kenya	COMPUTECH LTD	Engineering and research services	286,828.43
Kenya	DAVIS AND SHIRTLIFF LIMITED	Building and maintenance services	41,103.83
Kenya	DIANI FLOWERS AND LANDSCAPING LIMIT	Building and maintenance services	303,715.74
Kenya	E-GAP SOLUTIONS LIMITED	Building and maintenance services	269,175.39
Kenya	ELITE DIGITAL SOLUTIONS	Engineering and research services	181,352.32
Kenya	ENASHIPAI RESORT AND SPA	Travel, food and lodging	35,559.02
Kenya	EXPRESS AUTOMATION (KENYA)	Engineering and research services	116,000.00
Kenya	GIBB AFRICA LIMITED	Building and maintenance services	36,886.54
Kenya	HIGHLIGHT TRAVEL LIMITED TRADING AS BCD TR/	Travel, food and lodging	10,476,935.25
Kenya	HOLIDAY CARS & TOURS LIMITED	Transportation, storage, mail services	711,243.32
Kenya	INFINITE PLANNERS LIMITED	Management and admin services	415,489.48
Kenya	JATCO TOURS AND TAXIS COMPANY LIMIT	Transportation, storage, mail services	32,307.69
Kenya	LA FEMME ENGINEERING SERVICES LTD	Building and maintenance services	219,900.48
Kenya	LIQUID TELECOMMUNICATIONS KENYA LIM	Engineering and research services	88,833.43
Kenya	LOADLINE ENGENEERING SERVICES LIMIT	Building and maintenance services	110,031.36
Kenya	LOGIC CRAFT LIMITED	Building and maintenance services	985,584.97
Kenya	MAGENTA (K) LIMITED	Building and maintenance services	96,000.00
Kenya	MAGENTA (K) LIMITED	Security and safety equipment	108,000.00
Kenya	MAKIGA ENGINEERING SERVICES LIMITED	Structures, construction components	80,740.00
Kenya	MANJE COMPANY LIMITED	Engineering and research services	221,323.00
Kenya	MASON SERVICES LIMITED	Industrial cleaning services	705,466.57
Kenya	MASTER POWER SYSTEMS LIMITED	Building and maintenance services	244,126.59

Location of supplier	Supplier name	Category description	Value (USD)
UNON continued			
Kenya	MILESTONE CONSTRUCTION COMPANY LIMITED	Building and maintenance services	46,724.13
Kenya	MULTISCOPE CONSULTING ENGINEERS LTD	Building and maintenance services	33,543.37
Kenya	NAIROBI CITY WATER AND SEWERAGE COMPANY	Public sector related services	73,429.99
Kenya	PAMON EAST AFRICA LIMITED	Food and beverage products	37,866.25
Kenya	PATHCARE KENYA LIMITED	Healthcare services	58,055.15
Kenya	REALLY USEFUL LANDSCAPE COMPANY LIM	Building and maintenance services	43,015.03
Kenya	SAFARICOM LIMITED	Engineering and research services	166,863.01
Kenya	SAFARICOM LIMITED	Public sector related services	193,130.55
Kenya	SNOW PEAK REFRIGERATION & GENERAL C	Building and maintenance services	220,934.63
Kenya	SPACE GENERAL SUPPLIES LIMITED	Security and safety equipment	100,604.60
Kenya	THE COPY CAT LIMITED	IT and communications equipment	40,000.00
Kenya	THE KENYA POWER & LIGHTING CO	Public sector related services	1,010,358.08
Kenya	THE RIVER CAFE GIGIRI LIMITED	Travel, food and lodging	48,449.61
Kenya	TNT EXPRESS WORLDWIDE KENYA LIMITED	Transportation, storage, mail services	90,000.00
Kenya	ULTRA EQUIPMENT LIMITED	Sports and recreational equipment	155,000.00
Kenya	UNEECO PAPER PRODUCTS LIMITED	Paper materials and products	30,483.65
Kenya	VARSANI ENTERPRISES	Building and maintenance services	768,073.99
Kenya	VICTORIA FURNITURES LIMITED	Furniture	45,665.00
Kenya	WHITE ROSE DRYCLEANERS LTD	Personal and domestic services	38,461.54
Luxembourg	AMPLEXOR LUXEMBOURG S.À R.L.	Editorial, design, graphic services	86,387.40
Mali	UNDP-MALI	Management and admin services	31,868.96
Netherlands	CLOUDVPS	Engineering and research services	50,373.02
New Zealand	ARANZ GEO LIMITED	Engineering and research services	45,000.00
Romania	EAU DE WEB S.R.L.	Engineering and research services	142,380.00
South Africa	UNDP-SOUTH AFRICA	Management and admin services	65,000.00
South Africa	UNDP-SOUTH AFRICA	Travel, food and lodging	32,948.37
South Sudan	ADVENTIST DEVELOPMENT & RELIEF AGENCY	Management and admin services	120,000.00
Spain	UPCNET SERVEIS D'ACCÉS A INETRNET	Engineering and research services	83,293.84
Sudan	SUDAN TELECOMMUNICATIONS CO. LTD. (	Engineering and research services	129,608.76
Sudan	UNDP-SUDAN	Management and admin services	96,940.00
Switzerland	SWISS BANKERS PREPAID SERVICES AG	Travel, food and lodging	1,672,937.60
United Arab Emirates	OKI GENERAL TRADING LLC	Structures, construction components	101,564.00
United Kingdom of Great Britain and Northern Ireland	INTERNATIONAL INSTITUTE FOR ENVIRONMENT	Travel, food and lodging	30,000.00
United Kingdom of Great Britain and Northern Ireland	PFD PUBLICATIONS LTD	Industrial manufacturing services	70,618.00
United Kingdom of Great Britain and Northern Ireland	SHEARGOLD LIMITED.	Electrical systems components	30,340.00
United Kingdom of Great Britain and Northern Ireland	STRATEGIC AGENDA (UK) LTD	Editorial, design, graphic services	87,352.12
United Kingdom of Great Britain and Northern Ireland	STRATEGIC AGENDA (UK) LTD	Management and admin services	68,381.76
United States of America	CISCO SYSTEMS INC	Building and maintenance services	50,040.00
United States of America	CISCO SYSTEMS INC	Education and training services	54,000.00
United States of America	CISCO SYSTEMS INC	Engineering and research services	147,720.00
United States of America	CISCO SYSTEMS INC	IT and communications equipment	260,115.00
United States of America	CITRIX SYSTEMS INC	IT and communications equipment	113,520.00
United States of America	EMC CORPORATION	Engineering and research services	89,307.62
United States of America	LENOVO (UNITED STATES) INC	IT and communications equipment	496,485.00
United States of America	PCI MEDIA IMPACT INC	Building and maintenance services	1,011,810.45
United States of America	THREESPOT MEDIA LLC	Engineering and research services	369,175.48
United States of America	WIDEN ENTERPRISES INC.	Engineering and research services	33,082.00
UNOPS			
Afghanistan	AFGHAN CONSTRUCTION COMPANIES UMBRELLA	Building and maintenance services	120,447.64
Afghanistan	AFGHAN LIBERAL LOGISTIC SERVICES COMPANY	Public order and security services	960,912.00
Afghanistan	AFGHAN LIBERAL LOGISTIC SERVICES COMPANY	Transportation, storage, mail services	71,994.00
Afghanistan	AFGHAN NATIONAL POLICE	Public order and security services	180,305.21
Afghanistan	AFGHAN TELECOM	Engineering and research services	117,118.00
Afghanistan	AHMAD KAIHAN NOORI CONSTRUCTION CO JV BI	Building and maintenance services	53,681.75
Afghanistan	AHMADZAI RICKSHAW AND MOTOR FABRICATION	Public order and security services	36,300.00
Afghanistan	APPLETON CONSULTING SERVICES	Building and maintenance services	32,802.94
Afghanistan	ARIANA NETWORK SERVICES CO	Engineering and research services	43,200.00
Afghanistan	BACTRA CONSULTING SERVICES COMPANY	Education and training services	49,750.00
Afghanistan	BARIKAB DURANI & YUSUF ZIA CONSTRUCTION C	Building and maintenance services	1,258,544.61
Afghanistan	BEHNAM CONSTRUCTION COMPANY	Land, building and structures	88,978.28
Afghanistan	BEHSAZAN E NAWIN FOR ROADS CONSTRUTION (	Engineering and research services	37,000.00
Afghanistan	BEKLER LOGISTIC SERVICES COMPANY	Public order and security services	45,760.00
Afghanistan	BELAL ABOBAKER LOGISTIC SERVICES	Public order and security services	131,750.00
Afghanistan	BORJ E PAMIR LOGISTIC SERVICES CO	Politics and civic affairs services	76,140.00
Afghanistan	CYBER NET TECHNOLOGY LTD	IT and communications equipment	36,288.00
Afghanistan	DA HERAT BRESHNA SHERKAT	Public sector related services	116,033.60
Afghanistan	DANISH DEMINING GROUP	Public order and security services	677,243.43
Afghanistan	DELIGHT CONSTRUCTION COMPANY	Material handling machinery	30,187.24
Afghanistan	DIGIT ZONE LTD	Politics and civic affairs services	45,144.00
Afghanistan	ECO SERVE LOGISTIC SERVICES	Building and maintenance services	38,000.00
Afghanistan	ELYAS ARYOBI CONSTRUCTION AND ROAD BUILD	Building and maintenance services	49,000.00
Afghanistan	ENAYET BASIR CONSTRUCTION COMPANY	Building and maintenance services	270,723.61
Afghanistan	ETIMAD MAIHAN LOGISTICS SERVICES COMPANY	Transportation, storage, mail services	35,443.32
Afghanistan	GERMAN GLOBAL CONSTRUCTION	Building and maintenance services	1,027,911.00
Afghanistan	HAJI ABDUL ZAHIR	Public order and security services	33,970.00
Afghanistan	HAMED WARASTA GROUP OF CO. LTD.	Politics and civic affairs services	94,934.00
Afghanistan	HAMED WARASTA GROUP OF CO. LTD.	Public order and security services	50,708.00
Afghanistan	HASEEB BAGRAMWAL CONSTRUCTION COMPANY	Building and maintenance services	106,656.00
Afghanistan	HASIB ZABI CONSTRUCTION CO	Building and maintenance services	698,423.40
Afghanistan	INTERNATIONAL LABOUR OFFICE	Building and maintenance services	63,533.73
Afghanistan	JEEWA GROUP	Building and maintenance services	892,658.20
Afghanistan	KABUL LAKAN CONS MATERIAL PRODUCTION & R	Farming, fishing, forestry services	46,075.00
Afghanistan	KAHKASHAN BALKH CONSTRUCTION ROAD BUILD	Building and maintenance services	2,579,239.62
Afghanistan	KALID TALAYE CONSTRUCTION COMPANY	Building and maintenance services	33,714.00

Location of supplier	Supplier name	Category description	Value (USD)
UNOPS continued			
Afghanistan	KANISHKA KABIR CONSTRUCTION AND ENGINEER	Management and admin services	199,540.00
Afghanistan	KARIM SHARIFY ROAD CONSTRUCT MATERIAL COI	Building and maintenance services	274,959.99
Afghanistan	KHAIR ZAI BUILDER AND ENGINEERING CONSULT/	Building and maintenance services	1,154,541.81
Afghanistan	MASTERLOGIST CONSTRUCTION GROUP	Building and maintenance services	159,946.57
Afghanistan	MINE DETECTION CENTER (MDC)	Live plant and animal material	37,000.00
Afghanistan	MIR ABDAL CONSTRUCTION CO	Building and maintenance services	68,680.00
Afghanistan	MOHAMMAD NAEIM MAHBOBI LTD	Electrical systems components	11,800.00
Afghanistan	MOHAMMAD NAEIM MAHBOBI LTD	IT and communications equipment	6,400.00
Afghanistan	MOHAMMAD NAEIM MAHBOBI LTD	Laboratory and testing equipment	4,860.00
Afghanistan	MOHAMMAD NAEIM MAHBOBI LTD	Material handling machinery	575.00
Afghanistan	MOHAMMAD NAEIM MAHBOBI LTD	Printing, photo and AV equipment	7,910.00
Afghanistan	MOMIN ROYAL CONSULTANCY SERVICES COMPAI	Politics and civic affairs services	77,990.00
Afghanistan	NATIONAL FUEL CORPORATION LTD	Fuels and lubricants etc.	197,757.29
Afghanistan	NAWI NAWEED FAKHRI LTD JV ALLAH MOHAMMAI	Furniture	368,972.00
Afghanistan	NEW PEAK CONSTRUCTION COMPANY	Building and maintenance services	521,633.24
Afghanistan	NIAZ SAYED ZOI CO COM	Farming, fishing, forestry services	49,582.00
Afghanistan	NOORAN CONSTRUCTION COMPANY	Building and maintenance services	175,227.91
Afghanistan	PAMIR GEOTECHNICAL SERVICES COMPANY	Engineering and research services	33,000.00
Afghanistan	PAMIR KHORASAN CONST & ROAD CONST CO.	Building and maintenance services	95,124.55
Afghanistan	PIONEER GREEN GLOBAL GROUP	Building and maintenance services	228,095.53
Afghanistan	PIROOZ BAM AFGHAN CONSTRUCTION COMPANY	Building and maintenance services	904,277.00
Afghanistan	RAI ARIAN LOGISTIC SERVICES CO	Electrical systems components	43,193.00
Afghanistan	RELIANCE GLOBAL CONSTRUCTION	Building and maintenance services	497,952.00
Afghanistan	SALAM AFGHANISTAN MEDIA ORGANISATION	Public order and security services	48,804.00
Afghanistan	SHAHAN PAMIR LOGISTIC SERVICES CO	Public order and security services	257,470.00
Afghanistan	SOFT NET INTERNATIONAL LTD	Education and training services	31,225.00
Afghanistan	STRATEX HOSPITALITY	Management and admin services	180,675.00
Afghanistan	THREE DABSTER CONSULTANCY COMPANY	Education and training services	577,401.00
Afghanistan	TRADE BOX LOGISTICS TRADING LTD	Industrial cleaning services	135,793.15
Afghanistan	TRADE BOX LOGISTICS TRADING LTD	Land, building and structures	34,727.75
Afghanistan	TRADE BOX LOGISTICS TRADING LTD	Public order and security services	164,042.50
Afghanistan	UNDP REPRESENTATIVE IN AFGHANISTAN	Public order and security services	42,494.60
Afghanistan	UNIQUE BUILDERS CONSTRUCTION COMPANY	Building and maintenance services	2,882,674.36
Afghanistan	UPLIFT CONSTRUCTION COMPANY	Building and maintenance services	301,124.74
Afghanistan	ZALMAI NASIM LIMITED	Public order and security services	30,002.00
Arab Countries	ABDULLAH SALAMAH ZAHR SAUDI	Financial and insurance services	31,500.00
Arab Countries	ABDULMOEN RAFEEQ AWAD AL-BATESH	Financial and insurance services	31,500.00
Arab Countries	AHMED ALI SHEHDA QAHMAN	Financial and insurance services	39,280.00
Arab Countries	AHMED KHALIL MUSBAH AL-ATTAR	Financial and insurance services	35,700.00
Arab Countries	ALI ABD ELHAMEED ATIA ALFARRA	Financial and insurance services	31,500.00
Arab Countries	AMJAD NEMER AHMED AL-MOTAWAQ	Financial and insurance services	36,750.00
Arab Countries	FAYEZ OTHMAN KHALIL ESHTEEWI	Financial and insurance services	31,500.00
Arab Countries	GENERAL AUTHORITY OF CIVIL AFFAIRS (GACA)	Politics and civic affairs services	49,000.00
Arab Countries	HAMDAN ALI MATAR AL-ADHAM	Financial and insurance services	37,800.00
Arab Countries	HANI AYYAD MOHAMED MUHAISEN	Financial and insurance services	40,530.00
Arab Countries	HASSAN JAMEIL ISMAIL HASANEEN	Financial and insurance services	31,500.00
Arab Countries	HASSAN SAID ABDULLAH AL-NEDER	Financial and insurance services	31,500.00
Arab Countries	HISHAM HASSAN SALMAN MUHANNA	Financial and insurance services	42,000.00
Arab Countries	HUMAN RESOURCE DEVELOPMENT	Management and admin services	42,048.84
Arab Countries	ISMAIL AHMED KHALIL AL-ANQAH	Financial and insurance services	31,500.00
Arab Countries	JALAL JEHAD ABED AYYAD	Financial and insurance services	31,500.00
Arab Countries	JAMAL MOHAMED SAID AL-SERSAWI	Financial and insurance services	31,500.00
Arab Countries	KAENAT ZAKI ABDULRAHMAN ABDULGHAFOOR	Financial and insurance services	36,400.00
Arab Countries	KAMAL RABEE IBRAHIM AL-BATESH	Financial and insurance services	31,500.00
Arab Countries	MAAN DEVELOPMENT CENTER	Public order and security services	53,000.00
Arab Countries	MAJED AHMED MAHMOUD ESHTEEWI	Financial and insurance services	31,290.00
Arab Countries	MAJED MOHAMED MAHMOUD AL-ZAABOOT	Financial and insurance services	42,000.00
Arab Countries	MARIAM JOMAA SALAMA AL-SMAIRI	Financial and insurance services	42,000.00
Arab Countries	MASSAR CONSULTING AND TECHNICAL SERVICES	Management and admin services	131,058.00
Arab Countries	MOHAMED ABDULFATTAH MOHAMED AL-JABALI	Financial and insurance services	37,800.00
Arab Countries	MOHAMED HASAN SALAMAH FARAJ	Financial and insurance services	31,500.00
Arab Countries	MOHAMED HASSAN MOHAMED AL-MOGHANI	Financial and insurance services	42,000.00
Arab Countries	MOHAMED SALAMAH ZAHR AL-SAUDI	Financial and insurance services	31,500.00
Arab Countries	MOHAMED WALID SHEHDEH AL-GHARABLI	Financial and insurance services	33,600.00
Arab Countries	MUHAREB MUSBAH AHMED SUKKAR`	Financial and insurance services	33,600.00
Arab Countries	MUSAAB SAMEER SAID QANEETA	Financial and insurance services	31,500.00
Arab Countries	MUSBAH FARAJ MUSBAH HANA	Financial and insurance services	31,500.00
Arab Countries	NABIL MOHAMED SALEEM AL-SMAIRI	Financial and insurance services	33,320.00
Arab Countries	NAJI YOUSUF ELAYAN AL-BATNEEJI	Financial and insurance services	31,500.00
Arab Countries	NEDAL JIHAD ALABED AYYAD	Financial and insurance services	34,356.00
Arab Countries	NEHAD OMAR FARAHAT AL-EJLA	Financial and insurance services	31,500.00
Arab Countries	OMAR HAMID IBRAHIM AL-BATNEJI	Financial and insurance services	42,000.00
Arab Countries	RAED IBRAHIM RIZK MUHAISEN	Financial and insurance services	31,500.00
Arab Countries	RAESA HUSSAIN IBRAHIM ALHAYYA	Financial and insurance services	42,000.00
Arab Countries	REHAB MOEEN ABDULLAH ABU ASAR	Financial and insurance services	31,500.00
Arab Countries	REYADH OMAR FARAHAT AL-EJLA	Financial and insurance services	31,500.00
Arab Countries	SAFWAN NAEM MUSBAH AL-ATTAR	Financial and insurance services	31,500.00
Arab Countries	SAID FATHI SAID AL-JAABARI	Financial and insurance services	31,500.00
Arab Countries	SALAH MOHAMMED SULIMAN HELLIS	Financial and insurance services	31,500.00
Arab Countries	SHABAN FAYEZ SHABAN AL-HARAZEEN	Financial and insurance services	35,840.00
Arab Countries	SHARIF FAYEZ SHABAN AL-HARAZEEN	Financial and insurance services	31,500.00
Arab Countries	SHARIF OMAR KHALIL AL-AKHRAS	Financial and insurance services	35,700.00
Arab Countries	SULTAN MOHAMMED AHMED AL-SULTAN	Financial and insurance services	38,220.00
Arab Countries	SUMIA MOHAMMED MOHAMMED KHADER	Financial and insurance services	42,000.00

Location of supplier	Supplier name	Category description	Value (USD)
UNOPS continued			
Arab Countries	TAMER ALI HASSAN ABU TALEB	Financial and insurance services	30,285.00
Arab Countries	TAYSEER JABER ABED ESHTEEWI	Financial and insurance services	31,500.00
Arab Countries	UNITED NATIONS DEVELOPMENT PROGRAMME	Public order and security services	142,487.85
Arab Countries	WAEL AYYAD MOHAMED MUHAISEN	Financial and insurance services	31,500.00
Arab Countries	YASSER FATHI SAID AL-JAABARI	Financial and insurance services	31,500.00
Arab Countries	YASSER JABER ABED ESHTEEWI	Financial and insurance services	31,500.00
Argentina	3A SOLUCIONES SRL	Engineering and research services	49,200.00
Argentina	AGEN S.A.	Engineering and research services	448.00
Argentina	AGEN S.A.	IT and communications equipment	10,638,892.92
Argentina	ASOCIACION CIVIL AMANECER DE LOS CARTONER	Building and maintenance services	879,683.31
Argentina	ASOCIACIÓN CIVIL MADRE TIERRA	Building and maintenance services	305,477.43
Argentina	ASOCIACION MUTUAL PRIMAVERA	Building and maintenance services	141,437.98
Argentina	ATX S.A.	Engineering and research services	4,129,606.02
Argentina	BUREAU VERITAS ARGENTINA S.A.	Engineering and research services	47,548.64
Argentina	BUREAU VERITAS ARGENTINA S.A.	Financial and insurance services	2,178,618.93
Argentina	CONSORCIO DE COOPERACION BGH URUGUAY S.	IT and communications equipment	22,624,874.86
Argentina	COOP UNIDAD NACIONAL DE VIVIENDA Y CONSUI	Building and maintenance services	237,986.08
Argentina	COOPERATIVA DE TRABAJO FUTURO EN CONSTRU	Engineering and research services	748,491.43
Argentina	COOPERATIVA DE TRABAJO LOS TOPOS LTDA.	Building and maintenance services	355,914.99
Argentina	COOPERATIVA DE TRABAJO PATRICIA ZALDERREA(	Building and maintenance services	687,551.66
Argentina	CORADIR S.A.	Engineering and research services	5,743,972.35
Argentina	CORREO OFICIAL DE LA REPUBLICA ARGENTINA	Transportation, storage, mail services	1,224,751.80
Argentina	DINATECH S.A.	Engineering and research services	2,630,466.67
Argentina	ECOSAN SA	Financial and insurance services	1,988,451.70
Argentina	ECOSAN SA	Land, building and structures	655,406.22
Argentina	EXO S.A.	Education and training services	2,200.00
Argentina	EXO S.A.	Furniture	1,058,030.00
Argentina	EXO S.A.	IT and communications equipment	1,120,310.50
Argentina	EXO S.A.	Printing, photo and AV equipment	88,920.00
Argentina	EXO S.A.	Transportation, storage, mail services	20,400.00
Argentina	FUNDACION CIUDAD DE LA PLATA	Building and maintenance services	81,801.95
Argentina	FUNDACIÓN ISLA MACIEL	Building and maintenance services	365,393.48
Argentina	FUNDACION VIVIENDA Y COMUNIDAD	Building and maintenance services	308,977.14
Argentina	GRUPO NÚCLEO S.A.	Engineering and research services	3,297,504.73
Argentina	INFORMATICA FUEGUINA S.A.	Engineering and research services	251.01
Argentina	INFORMATICA FUEGUINA S.A.	IT and communications equipment	16,125,756.72
Argentina	INTERCONNECT S.A	Engineering and research services	60,443.25
Argentina	INTEROPTICS S.A.	Engineering and research services	4,456,153.03
Argentina	JOSE MARIA QUITEGUI	Management and admin services	90,000.00
Argentina	MCKINSEY ARGENTINA SRL	Management and admin services	1,690,000.00
Argentina	MOTTESI MATERIALES S.A.	Structures, construction components	41,032.67
Argentina	MSLI LATAM INC	Engineering and research services	1,500,000.00
Argentina	MSLI LATAM INC	IT and communications equipment	1,443,599.99
Argentina	NEWCOM LCS S.A.	Engineering and research services	8,674,721.60
Argentina	NEWSAN SOCIEDAD ANONIMA	Engineering and research services	2,463.37
Argentina	NEWSAN SOCIEDAD ANONIMA	IT and communications equipment	68,034,745.76
Argentina	NOVATECH SOLUTIONS SA	Education and training services	23,948.45
Argentina	NOVATECH SOLUTIONS SA	Engineering and research services	156.40
Argentina	NOVATECH SOLUTIONS SA	IT and communications equipment	11,552,003.34
Argentina	NOVATECH SOLUTIONS USA LLC	IT and communications equipment	7,991,120.47
Argentina	ORG NVA ASIS COM ONDAC AC	Building and maintenance services	456,396.49
Argentina	PRODUCTOS MIS LADRILLOS S.R.L.	Education and training services	3,446.49
Argentina	PRODUCTOS MIS LADRILLOS S.R.L.	IT and communications equipment	32,971.45
Argentina	SONDA ARGENTINA SA	Engineering and research services	15,435,714.31
Argentina	TIME NETWORKS S.A.	Engineering and research services	1,856,139.14
Argentina	TRANS INDUSTRIAS ELECTRONICAS SA - SYSTEMN	Engineering and research services	2,361,069.09
Argentina	TRANS INDUSTRIAS ELECTRONICAS SA - SYSTEMN	IT and communications equipment	42,657,159.10
Argentina	TRANS INDUSTRIAS ELECTRONICAS SA - SYSTEMN	Transportation, storage, mail services	92,840.60
Argentina	XAPPIA SRL	IT and communications equipment	771,482.85
Australia	CODAN LIMITED	Domestic appliances and electronics	35,653.28
Australia	CODAN LIMITED	Transportation, storage, mail services	1,932.19
Australia	FRONTLINE SAFETY AUSTRALIA PTY LTD	Mineral and textile materials	224,534.00
Australia	MINELAB ELECTRONICS PTY LTD	Laboratory and testing equipment	254,226.00
Australia	MINELAB ELECTRONICS PTY LTD	Security and safety equipment	390,000.00
Australia	MINELAB ELECTRONICS PTY LTD	Transportation, storage, mail services	5,275.36
Austria	AIRPLUS AIR TRAVEL CARD VERTRIEBSGESELLSCH/	Transportation, storage, mail services	31,948.89
Austria	AX TRAVEL MANAGEMENT GMBH	Transportation, storage, mail services	290,827.48
Austria	IPHOS IT SOLUTIONS GMBH	Engineering and research services	32,380.95
Austria	KPMG AUSTRIA GMBH	Financial and insurance services	38,500.00
Austria	LAW OFFICES DR. F. SCHWANK	Management and admin services	38,668.10
Austria	SCHUHFRIED GMBH	IT and communications equipment	226,527.62
Bangladesh	BIGD, BRAC UNIVERSITY	Management and admin services	280,416.00
Bangladesh	OTS (PVT.) LTD	Engineering and research services	43,464.00
Belgium	ALPINTER SA	Sports and recreational equipment	710,860.00
Belgium	BECTON DICKINSON INTERNATIONAL	Laboratory and testing equipment	1,565,974.38
Belgium	BECTON DICKINSON INTERNATIONAL	Medical equipment	102,620.98
Belgium	CPS AFRICA	Motor vehicles and parts	1,310,534.13
Belgium	EFH S.A.	Building and maintenance services	27,950.44
Belgium	EFH S.A.	Management and admin services	81,898.10
Belgium	EFH S.A.	Politics and civic affairs services	10,125.07
Belgium	LAMPIRIS SA	Public sector related services	32,567.54
Belgium	NETCON BVBA	Engineering and research services	117,924.53
Benin	FIDUCIA CONSULTING GROUP	Management and admin services	57,001.22
Benin	SIFEC SARL	Financial and insurance services	35,636.00

Location of supplier	Supplier name	Category description	Value (USD)
UNOPS continued			
Bermuda	THE DEVELOPMENT INITIATIVE LIMITED	Engineering and research services	5,030,709.25
Bermuda	THE DEVELOPMENT INITIATIVE LIMITED	Politics and civic affairs services	6,070,671.00
Bermuda	THE DEVELOPMENT INITIATIVE LIMITED	Public order and security services	26,738,713.28
Brazil	ELO CONSULTORIA EMPRESARIAL E PRODUÇÃO D	Education and training services	50,288.55
Brazil	LUIZ CAIO AVILA DINIZ	Engineering and research services	38,414.26
Brazil	MADRONA CAMARGO OKAWA MENEZES COSAC M	Management and admin services	30,208.46
Brazil	MANESCO, RAMIRES, PEREZ, AZEVEDO MARQUES,	Management and admin services	30,211.48
Brazil	MELISSA ANDRADE COSTA	Management and admin services	31,600.00
Brazil	MEP ARQUITETURA E PLANEJAMENTO LTDA - EPP	Engineering and research services	228,096.67
Brazil	SANTINI E ROCHA ARQUITETOS SS LTDA	Engineering and research services	236,169.18
Brazil	TAMIAZI PRODUÇÕES E EVENTOS	Management and admin services	39,099.59
Burundi	MUKANGOFERO JULIENNE	Management and admin services	43,473.88
Burundi	PSG	Public order and security services	55,640.00
Cambodia	ASIA EXCEL LOGISTICS (AEL) CO., LTD	Transportation, storage, mail services	34,400.20
Cambodia	B.N CONSULT	Engineering and research services	106,992.00
Cambodia	DYNAMIC PHARMA CO., LTD	Laboratory and testing equipment	45,880.00
Cambodia	DYNAMIC PHARMA CO., LTD	Medical equipment	3,170.00
Cambodia	ERNST & YOUNG (CAMBODIA) LTD	Financial and insurance services	62,000.00
Cambodia	FORTE INSURANCE (CAMBODIA) PLC	Financial and insurance services	47,504.45
Cambodia	G GEAR CO., LTD	IT and communications equipment	312,840.00
Cambodia	HEALTH AND SOCIAL DEVELOPMENT	Politics and civic affairs services	201,971.00
Cambodia	ICE	Industrial manufacturing machinery	22,200.00
Cambodia	ICE	IT and communications equipment	4,300.00
Cambodia	ICE	Office equipment	46,000.00
Cambodia	KONG NUON GROUP CO., LTD	Motor vehicles and parts	790,740.00
Cambodia	MONGKUL BEE CO., LTD	Distribution equipment	55,544.00
Cambodia	PROJECT CONSULT INSTITUTE PCI CO., LTD	Politics and civic affairs services	38,000.00
Cambodia	PTC COMPUTER CO.,LTD	IT and communications equipment	138,773.00
Cambodia	PTC COMPUTER CO.,LTD	Office equipment	4,074.00
Cambodia	SBK RESEARCH AND DEVELOPMENT CO., LTD	Politics and civic affairs services	98,082.00
Cambodia	SOKHA PRINTING HOUSE	Editorial, design, graphic services	94,531.23
Cambodia	TRADE CONNECTIONS CO.,LTD	Published products	41,020.00
Cambodia	WORLDBRIDGE INTERNATIONAL (CAMBODIA) LTD	Transportation, storage, mail services	38,341.10
Canada	AEDIFICA INC.	Building and maintenance services	119,304.40
Canada	CLEARSTONE ENGINEERING LTD.	Environmental services	845,152.00
Canada	DUNDEX	Engineering and research services	37,275.00
Canada	DUNDEX	Environmental services	73,474.30
Canada	DUNDEX	Management and admin services	49,865.00
Canada	DUNDEX	Travel, food and lodging	11,646.20
Canada	EYE STEEL FILM INC	Editorial, design, graphic services	49,950.00
Canada	FREEBALANCE, INC.	IT and communications equipment	2,257,534.00
Canada	MED-ENG LLC	Chemicals	2,575.00
Canada	MED-ENG LLC	Mining and well drilling equipment	6,120.00
Canada	MED-ENG LLC	Motor vehicles and parts	73,705.00
Canada	MED-ENG LLC	Security and safety equipment	4,775.00
Canada	MTZ EQUIPMENT LTD	Material handling machinery	39,100.00
Canada	MTZ EQUIPMENT LTD	Motor vehicles and parts	94,689.42
Canada	OPTAC TACTICAL EQUIPMENT LTD.	Electrical systems components	218,940.00
Canada	OPTAC TACTICAL EQUIPMENT LTD.	Transportation, storage, mail services	6,952.00
Canada	WSP CANADA INC	Building and maintenance services	385,975.00
Canada	WSP CANADA INC	Engineering and research services	174,520.00
Canada	WSP CANADA INC	Environmental services	260,000.00
Canada	WSP CANADA INC	Industrial cleaning services	88,835.00
Canada	WSP CANADA INC	Management and admin services	209,828.39
Canada	WSP CANADA INC	Transportation, storage, mail services	11,800.00
Central African Republic	ABOSSOLO JOSEPH	Management and admin services	52,599.98
Central African Republic	ACTED RCA	Management and admin services	200,000.00
Central African Republic	AMIS D'AFRIQUE	Education and training services	34,154.41
Central African Republic	AMIS D'AFRIQUE	Engineering and research services	11,269.74
Central African Republic	ARICIE SERVICES	Building and maintenance services	123,791.00
Central African Republic	CERESE	Environmental services	49,207.71
Central African Republic	CONCEPT TK CONSTRUCTION BTP	Building and maintenance services	68,933.66
Central African Republic	ETABLISSEMENT GRACE A DIEU BOUAR	Engineering and research services	30,111.86
Central African Republic	ETS ABD+	Engineering and research services	143,675.71
Central African Republic	ETS EMERGENCE	Building and construction machinery	2,314.76
Central African Republic	ETS EMERGENCE	Distribution equipment	12,588.03
Central African Republic	ETS EMERGENCE	Engineering and research services	70,156.32
Central African Republic	ETS EMERGENCE	Farming, fishing equipment	3,218.94
Central African Republic	ETS EMERGENCE	Motor vehicles and parts	32,369.22
Central African Republic	ETS FARIDA	Engineering and research services	73,919.73
Central African Republic	ETS JUNIOR ET FILS	Engineering and research services	45,781.02
Central African Republic	ETS LES CASTORS	Building and maintenance services	52,705.00
Central African Republic	ETS LES DEUX FRÈRES	Furniture	32,977.63
Central African Republic	ETS LES DEUX FRÈRES	Sports and recreational equipment	1,673.79
Central African Republic	ETS MAMAN CHANTOU	Politics and civic affairs services	34,257.42
Central African Republic	ETS NDELE PAS LOIN	Politics and civic affairs services	63,355.85
Central African Republic	ETS NOUVELLE GENERATION	Engineering and research services	96,592.03
Central African Republic	ETS RAMCO	Engineering and research services	64,135.54
Central African Republic	ETS SOUMAINE DOUNGOUSS	Engineering and research services	107,925.70
Central African Republic	ETS SUPER BOUTIQUE	Engineering and research services	107,432.00
Central African Republic	GB1 INTERNATIONAL MULTI-SERVICES	Building and maintenance services	92,687.87
Central African Republic	GENIE POLYTE	Engineering and research services	5,537.44
Central African Republic	GENIE POLYTE	Management and admin services	47,855.27
Central African Republic	GROUPE BAMELEC	Building and maintenance services	45,893.00

Location of supplier	Supplier name	Category description	Value (USD)
UNOPS continued			
Central African Republic	LE MONITEUR DES TRAVAUX DE CONSTRUCTION	Building and maintenance services	105,711.00
Central African Republic	MAGASIN BON PRIX	Politics and civic affairs services	112,136.11
Central African Republic	MAGASIN NEW MARKET	Apparel, luggage and personal care	11,562.63
Central African Republic	MAGASIN NEW MARKET	Food and beverage products	28,718.05
Central African Republic	MAGASIN NEW MARKET	Live plant and animal material	8,797.65
Central African Republic	MAGASIN NEW MARKET	Structures, construction components	5,655.63
Central African Republic	MAXI SERVICES	Building and maintenance services	107,653.22
Central African Republic	MINI QUINCAILLERIE OMWAS	Engineering and research services	36,274.96
Central African Republic	POLYGONE CENTRAFRIQUE	Building and maintenance services	35,017.36
Central African Republic	ROYANE ENTREPRISE	Building and maintenance services	110,704.93
Central African Republic	SAFIMEX	Building and maintenance services	41,031.95
Central African Republic	SAINT JOSEPH CONSTRUCTION	Furniture	109,109.16
Central African Republic	SAINT JOSEPH CONSTRUCTION	Office equipment	43,469.12
Central African Republic	SIEGF SARL	Engineering and research services	65,118.88
Central African Republic	SOCIETE DE PRESTATION DE SERVICES	Material handling machinery	93,691.08
Central African Republic	SOOLI BUSINESS	Engineering and research services	43,480.22
Central African Republic	UNITED BUSINESS SERVICE TOUR	Politics and civic affairs services	237,769.18
Central African Republic	WORLD VISION INTERNATIONAL RCA	Politics and civic affairs services	96,260.00
Chile	ORGANIZACION INTERNACIONAL PARA LAS MIGR	Education and training services	58,047.50
Chile	SC ANDINA INC AGENCIA EN CHILE	Editorial, design, graphic services	34,889.35
Chile	UNIVERSIDAD DE CONCEPCION	Environmental services	39,990.00
China	BEIJING CAVO PUBLIC RELATIONS CO., LTD	Editorial, design, graphic services	47,152.32
China	BEIJING MEIYA INTERNATIONAL AIR SERVICE	Transportation, storage, mail services	63,495.50
China	BEIJING RADIO CULTURAL COMMUNICATION CO.,	Management and admin services	391,321.52
China	ECCENTURY MACHINES LIMITED	Transportation, storage, mail services	323,711.75
China	ELITE TECH (ASIA)LIMITED	Management and admin services	350,000.00
China	FOTON INTERNATIONAL TRADE CO., LTD BEIJING	Motor vehicles and parts	49,920.00
China	FUJIAN YAMEI INDUSTRY & TRADE CO.,LTD	Sports and recreational equipment	889,672.20
China	FUJIAN YAMEI INDUSTRY & TRADE CO.,LTD	Transportation, storage, mail services	12,893.80
China	GUILIN PHARMACEUTICAL CO., LTD.	Pharmaceuticals, contraceptives, vaccines	84,694.75
China	GUILIN PHARMACEUTICAL CO., LTD.	Transportation, storage, mail services	9,679.40
China	INVERNESS MEDICAL INNOVATIONS HK LTD.	Medical equipment	1,335,010.68
China	INVERNESS MEDICAL INNOVATIONS HK LTD.	Transportation, storage, mail services	36,251.90
China	LABORATORY FOR ADVANCED MEDICINE, INC	Management and admin services	45,500.00
China	MACMILLAN INFORMATION CONSULTING SERVICI	Published products	51,526.33
China	PEAK INTERNATIONAL TRADE (TIANJIN) CO., LTD.	Material handling machinery	94,185.00
China	PEAK INTERNATIONAL TRADE (TIANJIN) CO., LTD.	Medical equipment	552,137.99
China	PEAK INTERNATIONAL TRADE (TIANJIN) CO., LTD.	Motor vehicles and parts	38,805.00
China	PEAK INTERNATIONAL TRADE (TIANJIN) CO., LTD.	Structures, construction components	1,619,831.74
China	PEAK INTERNATIONAL TRADE (TIANJIN) CO., LTD.	Transportation, storage, mail services	72,492.55
China	QINGDAO LEFF INT'L TRADING CO., LTD	Medical equipment	139,801.02
China	QINGDAO LEFF INT'L TRADING CO., LTD	Transportation, storage, mail services	2,249.90
China	TIANYUAN CONSTRUCTION GROUP CO.LTD	Building and maintenance services	742,934.07
China	YORKOOL INTERNATIONAL LIMITED	Sports and recreational equipment	777,085.95
China	YORKOOL INTERNATIONAL LIMITED	Transportation, storage, mail services	14,473.00
China	ZHEJIANG HOLLEY INTERNATIONAL CO LTD	Engineering and research services	173,672.90
China	ZHEJIANG HOLLEY INTERNATIONAL CO LTD	Financial and insurance services	1,671.28
China	ZHEJIANG HOLLEY INTERNATIONAL CO LTD	Power generation machinery	4,837,450.59
China	ZHEJIANG HOLLEY INTERNATIONAL CO LTD	Transportation, storage, mail services	230,374.09
Colombia	CONSORCIO MEJORAMIENTO CDA	Building and maintenance services	540,929.17
Colombia	CONSORCIO MEJORAMIENTOS COLOMBIA	Building and maintenance services	754,541.00
Colombia	CONSTRUCCIONES VASQUEZ YELA & CIA S.A.S	Building and maintenance services	591,067.62
Colombia	EXPRESO VIAJES Y TURISMO S.A.S	Transportation, storage, mail services	32,819.87
Colombia	INNOVA PUBLICIDAD VISUAL SAS	Editorial, design, graphic services	40,563.29
Colombia	NEX COMPUTER S.A.S.	IT and communications equipment	34,000.02
Colombia	PONTIFICIA UNIVERSIDAD JAVERIANA	Healthcare services	119,900.00
Colombia	TRANSPORTES ESPECIALIZADOS JR SAS	Transportation, storage, mail services	227,079.64
Comoros	RETAJ MORONI HOTEL	Travel, food and lodging	33,670.00
Costa Rica	CAMEDIA CENTRAL S.A.	Editorial, design, graphic services	47,878.99
Costa Rica	CASTRO & DE LA TORRE, S. A.	Building and maintenance services	36,734.50
Costa Rica	CONSORCIO PUENTE BINACIONAL SIXAOLA S A.	Building and maintenance services	2,500,000.00
Costa Rica	CONSTRUCTORA PIRENAICA S.A (COPISA)	Building and maintenance services	8,542,793.00
Costa Rica	DISEÑO, INSPECCIÓN Y CONSULTORÍA EN CARRET	Building and maintenance services	75,425.92
Costa Rica	DISEÑO, INSPECCIÓN Y CONSULTORÍA EN CARRET	Engineering and research services	46,631.97
Costa Rica	HIDROTECNIA CONSULTORES S.A.	Engineering and research services	32,036.00
Costa Rica	INMOBILIARIA DE HOSPITALIDAD SAN RAFAEL S.A	Travel, food and lodging	33,964.50
Costa Rica	INVERSIONES RIVERA SEGURA SOCIEDAD ANÓNIM	Building and maintenance services	39,449.70
Costa Rica	INVERSIONES RIVERA SEGURA SOCIEDAD ANÓNIM	Engineering and research services	49,020.31
Costa Rica	MEDITEK SERVICES S.A.	Medical equipment	682,883.85
Costa Rica	SISTEMA NACIONAL DE RADIO Y TELEVISIÓN S.A.	Editorial, design, graphic services	37,168.00
Costa Rica	SISTEMA NACIONAL DE RADIO Y TELEVISIÓN S.A.	Public sector related services	148,591.00
Costa Rica	TOPYTUR SOCIEDAD ANONIMA	Engineering and research services	103,320.00
Costa Rica	UNDP REPRESENTATIVE IN COSTA RICA	Management and admin services	78,050.00
Côte d'Ivoire	NVLLE SODA	Management and admin services	835,495.07
Côte d'Ivoire	SPDC SOFITEL ABIDJAN HOTEL IVOIRE	Travel, food and lodging	447,544.36
Croatia	AM PRODUKCIJA D.O.O.	Editorial, design, graphic services	50,000.00
Czechia	PULSAR EXPO S.R.O.	Motor vehicles and parts	39,360.00
Czechia	SVOS, SPOL. S R. O.	Motor vehicles and parts	157,301.68
Democratic Republic of the Congo	ENGEN RDC	Fuels and lubricants etc.	30,184.71
Democratic Republic of the Congo	ENTREPRISE FULLCOM	Building and maintenance services	278,370.00
Democratic Republic of the Congo	GOMAIR SARL	Transportation, storage, mail services	434,010.00
Democratic Republic of the Congo	GROUPE TELECOM SARL	Engineering and research services	34,400.00
Democratic Republic of the Congo	H.P.GAUFF INGENIEURE GMBH & CO.KG-JBG	Management and admin services	119,775.00
Democratic Republic of the Congo	PRODIMPEX SARL	Transportation, storage, mail services	42,000.70

Location of supplier	Supplier name	Category description	Value (USD)
UNOPS continued			
Democratic Republic of the Congo	SOCIETE DE GENIE CIVIL ET DE L ELECTRICITE	Building and maintenance services	33,324.70
Democratic Republic of the Congo	TRUST MERCHANT BANK SARL	Financial and insurance services	158,895.00
Democratic Republic of the Congo	UNDP REPRESENTATIVE IN DRC	Healthcare services	5,070.56
Democratic Republic of the Congo	UNDP REPRESENTATIVE IN DRC	Public order and security services	73,311.77
Denmark	ACCENTURE A/S	Building and maintenance services	26,076.00
Denmark	ACCENTURE A/S	Published products	231,295.51
Denmark	AFRICA AUTOMOTIVE A/S	Financial and insurance services	760.00
Denmark	AFRICA AUTOMOTIVE A/S	Motor vehicles and parts	53,800.00
Denmark	AFRICA AUTOMOTIVE A/S	Transportation, storage, mail services	10,400.00
Denmark	ATEA A/S	Engineering and research services	352,683.15
Denmark	ATEA A/S	IT and communications equipment	54,010.12
Denmark	ATEA A/S	Printing, photo and AV equipment	96,887.76
Denmark	ATEA A/S	Transportation, storage, mail services	2,654.50
Denmark	ATEA DANMARK A/S	IT and communications equipment	71,340.50
Denmark	ATEA DANMARK A/S	Transportation, storage, mail services	6,380.00
Denmark	BOSS COMPANY APS	Engineering and research services	1,873.24
Denmark	BOSS COMPANY APS	Furniture	23,003.57
Denmark	BOSS COMPANY APS	IT and communications equipment	15,007.03
Denmark	BOSS COMPANY APS	Structures, construction components	3,064.31
Denmark	BOSS COMPANY APS	Transportation, storage, mail services	3,434.28
Denmark	BUK AUTO A/S	Motor vehicles and parts	7,618,487.05
Denmark	BUKKEHAVE LTD	Motor vehicles and parts	84,812.00
Denmark	CARLSON WAGONLIT TRAVEL	Transportation, storage, mail services	641,557.87
Denmark	CARLSON WAGONLIT TRAVEL	Travel, food and lodging	30,136.56
Denmark	COMWELL KLARSKOVGAARD A-S	Travel, food and lodging	61,475.18
Denmark	COPENHAGEN GLOBAL A/S	Building and construction machinery	657,446.81
Denmark	COPENHAGEN GLOBAL A/S	Motor vehicles and parts	379,471.42
Denmark	DAMASEC GLOBAL GROUP	Mining and well drilling equipment	326,540.95
Denmark	DAMASEC GLOBAL GROUP	Motor vehicles and parts	951,519.99
Denmark	DAMASEC GLOBAL GROUP	Transportation, storage, mail services	31,393.40
Denmark	DAN OFFICE APS	Financial and insurance services	300.00
Denmark	DAN OFFICE APS	IT and communications equipment	42,200.00
Denmark	DAN OFFICE APS	Transportation, storage, mail services	1,820.00
Denmark	DANIMEX COMMUNICATION A/S	IT and communications equipment	93,187.48
Denmark	DANIMEX COMMUNICATION A/S	Transportation, storage, mail services	5,030.00
Denmark	DANIMEX COMMUNICATIONS LTD	IT and communications equipment	134,517.50
Denmark	DANISH REFUGEE COUNCIL	Education and training services	169,930.00
Denmark	DANOFFICE APS	Domestic appliances and electronics	1,360.00
Denmark	DANOFFICE APS	Electrical systems components	24,838.00
Denmark	DANOFFICE APS	Financial and insurance services	761.00
Denmark	DANOFFICE APS	IT and communications equipment	64,710.00
Denmark	DANOFFICE APS	Office equipment	7,294.00
Denmark	DANOFFICE APS	Printing, photo and AV equipment	4,086.00
Denmark	DANOFFICE APS	Published products	360.00
Denmark	DANOFFICE APS	Tools and general machinery	32.00
Denmark	DANOFFICE APS	Transportation, storage, mail services	13,360.00
Denmark	DANOFFICE IT	Building and construction machinery	1,056.00
Denmark	DANOFFICE IT	Electrical systems components	4,398.00
Denmark	DANOFFICE IT	Financial and insurance services	2,041.00
Denmark	DANOFFICE IT	IT and communications equipment	4,535,751.35
Denmark	DANOFFICE IT	Material handling machinery	125.00
Denmark	DANOFFICE IT	Office equipment	5,588.00
Denmark	DANOFFICE IT	Paper materials and products	48.00
Denmark	DANOFFICE IT	Power generation machinery	11,332.00
Denmark	DANOFFICE IT	Printing, photo and AV equipment	75,691.79
Denmark	DANOFFICE IT	Security and safety equipment	767.00
Denmark	DANOFFICE IT	Transportation, storage, mail services	38,757.03
Denmark	DELOITTE STATSAUTORISERET REVISIONSPARTN	Management and admin services	149,869.49
Denmark	DMP-NORDIC APS	Engineering and research services	24,637.00
Denmark	DMP-NORDIC APS	IT and communications equipment	51,830.00
Denmark	DMS AFRICA APS	Building and maintenance services	273,040.00
Denmark	DMS AFRICA APS	Distribution equipment	24,699.99
Denmark	DMS AFRICA APS	Engineering and research services	139,447.99
Denmark	DMS AFRICA APS	Land, building and structures	379,000.00
Denmark	DMS AFRICA APS	Structures, construction components	119,200.00
Denmark	DMS AFRICA APS	Transportation, storage, mail services	119,819.98
Denmark	FOLKEKIRKENS NØDHJÆLP/DANCHURCHAID	Politics and civic affairs services	847,799.00
Denmark	JLT SPECIALITY INSURANCE BROKER A/S	Financial and insurance services	549,875.46
Denmark	JOHS GRAM-HANSSEN A/S	Security and safety equipment	36,816.80
Denmark	JTB DENMARK	Transportation, storage, mail services	79,760.34
Denmark	KJAER & KJAER A/S	Motor vehicles and parts	2,713,491.60
Denmark	MANNAZ A/S	Education and training services	72,646.80
Denmark	MISSIONPHARMA A/S	Medical equipment	67,452.00
Denmark	MISSIONPHARMA A/S	Transportation, storage, mail services	3,075.60
Denmark	OXYMAT A/S	Medical equipment	294,508.00
Denmark	PHOENIX DESIGN AID	Management and admin services	288,505.00
Denmark	SCAN GLOBAL LOGISTICS A/S	Engineering and research services	341.30
Denmark	SCAN GLOBAL LOGISTICS A/S	Material handling machinery	6,143.34
Denmark	SCAN GLOBAL LOGISTICS A/S	Medical equipment	34,960.90
Denmark	SCAN GLOBAL LOGISTICS A/S	Transportation, storage, mail services	5,753,360.79
Denmark	STEPSTONE A/S	Management and admin services	35,436.61
Denmark	UNDP COMMON SERVICES	Building and maintenance services	214,652.00
Denmark	UNDP COMMON SERVICES	Management and admin services	429,304.00
Denmark	UNDP COMMON SERVICES	Travel, food and lodging	269,427.00

Location of supplier	Supplier name	Category description	Value (USD)
UNOPS continued			
Denmark	UNEP RISOE CENTRE	Management and admin services	52,015.00
Denmark	UNFPA	Medical equipment	121,000.00
Denmark	UNFPA	Pharmaceuticals, contraceptives, vaccines	1,005,536.00
Denmark	UNFPA	Transportation, storage, mail services	156,366.57
Denmark	UNICEF, COPENHAGEN	Laboratory and testing equipment	165,642.19
Denmark	UNICEF, COPENHAGEN	Medical equipment	53,478.97
Denmark	UNICEF, COPENHAGEN	Pharmaceuticals, contraceptives, vaccines	72,525.85
Denmark	UNICEF, COPENHAGEN	Transportation, storage, mail services	50,224.30
Denmark	UNIT4 AGRESSO A/S	Engineering and research services	204,000.00
Denmark	UNOPS / MASTERCARD	Education and training services	46,292.00
Denmark	WAKEUP COPENHAGEN HOTEL, BORGERGADE	Travel, food and lodging	42,310.81
Denmark	WHO - WORLD HEALTH ORGANIZATION	Healthcare services	50,000.00
Djibouti	SOVEREIGN GLOBAL (DJIBOUTI)SARL	Farming, fishing, forestry services	123,082.00
Djibouti	UNDP REPRESENTATIVE DJIBOUTI	Engineering and research services	32,316.40
Djibouti	UNDP REPRESENTATIVE DJIBOUTI	Management and admin services	42,632.78
Dominican Republic	SOLELEC HISPANIOLA	Building and maintenance services	176,028.72
Dominican Republic	SOLELEC HISPANIOLA	Power generation machinery	82,648.30
Dominican Republic	SOLELEC HISPANIOLA	Transportation, storage, mail services	1,000.00
Dominican Republic	TEAMIN IMPORT EXPORT SRL.	Structures, construction components	109,278.38
Dominican Republic	TEAMIN IMPORT EXPORT SRL.	Transportation, storage, mail services	849.62
Dominican Republic	TORFESA, SRL	Building and maintenance services	393,948.01
Egypt	TRADE HOOK LTD	Building and maintenance services	456,530.00
Egypt	TRADE HOOK LTD	Environmental services	170,578.51
Egypt	TRADE HOOK LTD	Material handling machinery	49,200.00
El Salvador	AGROCONSTRUCTORA ZELADA, S.A. DE C.V.	Live plant and animal material	288,429.12
El Salvador	ASOCIACIÓN AGROPECUARIA DE APICULTORES DI	Politics and civic affairs services	47,165.00
El Salvador	ASOCIACIÓN AGROPECUARIA GANADERA LEÓN D	Politics and civic affairs services	57,800.00
El Salvador	ASOCIACIÓN COOPERATIVA DE AHORRO, CRÉDITC	Politics and civic affairs services	52,000.00
El Salvador	ASOCIACIÓN COOPERATIVA DE APROVISIONAMIEI	Live plant and animal material	111,560.00
El Salvador	ASOCIACIÓN COOPERATIVA DE APROVISIONAMIEI	Politics and civic affairs services	30,750.00
El Salvador	ASOCIACIÓN COOPERATIVA DE COMERCIALIZACIÓ	Politics and civic affairs services	31,255.00
El Salvador	ASOCIACIÓN COOPERATIVA DE COMERCIALIZACIÓ	Politics and civic affairs services	47,217.00
El Salvador	ASOCIACIÓN COOPERATIVA DE COMERCIALIZACIÓ	Politics and civic affairs services	55,705.00
El Salvador	ASOCIACIÓN COOPERATIVA DE PRODUCCIÓN AGI	Politics and civic affairs services	49,702.00
El Salvador	ASOCIACIÓN COOPERATIVA DE PRODUCCIÓN AGI	Politics and civic affairs services	57,940.00
El Salvador	ASOCIACIÓN COOPERATIVA DE PRODUCCIÓN AGI	Politics and civic affairs services	42,068.00
El Salvador	ASOCIACIÓN COOPERATIVA DE PRODUCCIÓN AGI	Politics and civic affairs services	38,290.00
El Salvador	ASOCIACIÓN COOPERATIVA DE PRODUCCIÓN AGI	Politics and civic affairs services	46,615.00
El Salvador	ASOCIACIÓN COOPERATIVA DE PRODUCCIÓN AGI	Live plant and animal material	820,000.00
El Salvador	ASOCIACIÓN COOPERATIVA DE PRODUCCIÓN AGI	Live plant and animal material	60,970.00
El Salvador	ASOCIACIÓN COOPERATIVA DE PRODUCCIÓN AGI	Politics and civic affairs services	45,000.00
El Salvador	ASOCIACIÓN COOPERATIVA DE PRODUCCIÓN AGI	Politics and civic affairs services	47,000.00
El Salvador	ASOCIACIÓN COOPERATIVA DE PRODUCCIÓN AGI	Politics and civic affairs services	48,175.00
El Salvador	ASOCIACIÓN COOPERATIVA DE PRODUCCIÓN AGI	Politics and civic affairs services	65,505.00
El Salvador	ASOCIACIÓN COOPERATIVA DE PRODUCCIÓN AGI	Politics and civic affairs services	49,785.00
El Salvador	ASOCIACIÓN COOPERATIVA DE PRODUCCIÓN AGI	Politics and civic affairs services	50,870.00
El Salvador	ASOCIACIÓN COOPERATIVA DE PRODUCCIÓN ART	Politics and civic affairs services	64,942.85
El Salvador	ASOCIACIÓN COOPERATIVA DE PRODUCCIÓN ART	Politics and civic affairs services	47,500.00
El Salvador	ASOCIACIÓN COOPERATIVA DE PRODUCCIÓN PES	Politics and civic affairs services	59,363.00
El Salvador	ASOCIACIÓN DE REGANTES DEL SECTOR ATIOCOY	Politics and civic affairs services	30,000.00
El Salvador	ASOCIACIÓN GANADERA AHUACHAPÁN SUR	Politics and civic affairs services	62,500.00
El Salvador	CAPACITACIÓN PROFESIONAL EN COMPUTACIÓN	Education and training services	123,710.60
El Salvador	COMERCIAL AGROPECUARIA, S.A. DE C.V.	Pharmaceuticals, contraceptives, vaccines	131,801.50
El Salvador	CORPORACION NOBLE, S.A. DE C.V.	Medical equipment	787,678.36
El Salvador	DISTRIBUIDORES IMPORTADORES DE PRODUCTO!	Pharmaceuticals, contraceptives, vaccines	116,259.00
El Salvador	DUWEST EL SALVADOR, S.A.	Pharmaceuticals, contraceptives, vaccines	120,405.00
El Salvador	EL SURCO, S.A. DE C.V.	Pharmaceuticals, contraceptives, vaccines	106,483.20
El Salvador	GRUPO Q EL SALVADOR, S.A. DE C.V.	Motor vehicles and parts	179,653.58
El Salvador	INVERSIONES EL SEMBRADOR, S.A. DE C.V.	Live plant and animal material	56,000.00
El Salvador	NUTRIFERTIL, S.A. DE C.V.	Pharmaceuticals, contraceptives, vaccines	77,632.00
El Salvador	PRODUCTOS AGROQUÍMICOS DE CENTROAMÉRIC	Pharmaceuticals, contraceptives, vaccines	124,700.00
El Salvador	SOCIEDAD COOPERATIVA DE CAFETALEROS DE CIU	Live plant and animal material	183,512.00
El Salvador	SOCIEDAD COOPERATIVA DE VIVERISTAS EL REFUG	Live plant and animal material	75,000.00
El Salvador	UDP ARGUETA Y MARROQUÍN	Live plant and animal material	241,200.00
El Salvador	UDP MENENDEZ Y ASOCIADOS	Live plant and animal material	87,500.00
Ethiopia	A & A CAR RENT SERVICE COMPANY	Transportation, storage, mail services	663,437.05
Ethiopia	AKAKAS LOGISTICS PLC	Transportation, storage, mail services	349,355.83
Ethiopia	ETHIO TELECOM HEAD OFFICE	Engineering and research services	72,423.40
Ethiopia	HASET CAR RENT	Transportation, storage, mail services	544,786.75
Ethiopia	NYG CONSTRUCTION & GENERAL TRADING LTD.	Building and maintenance services	1,846,288.50
Ethiopia	PARTNERS IN SOCIOECONOMIC ENVIRONMENTAL	Education and training services	82,000.00
Ethiopia	UN ECONOMIC COMMISSION FOR AFRICA	Management and admin services	70,817.07
Europe not elsewhere specified	ADVOCACY CENTER FOR DEMOCRATIC CULTURE	Education and training services	39,193.73
Europe not elsewhere specified	AL- TRADE	Building and maintenance services	3,611,632.13
Europe not elsewhere specified	ALFA.I LLC.	Building and maintenance services	1,631,794.07
Europe not elsewhere specified	ITBM LLC	Land, building and structures	247,104.24
Europe not elsewhere specified	KOSOVA MOTORS J.S.C	Motor vehicles and parts	45,690.68
Europe not elsewhere specified	N.T.SH. EKOINVEST	Security and safety equipment	126,986.30
Europe not elsewhere specified	TETRONIKS LLC	Domestic appliances and electronics	13,579.20
Europe not elsewhere specified	TETRONIKS LLC	Engineering and research services	120,392.57
Europe not elsewhere specified	TETRONIKS LLC	Financial and insurance services	4,529.85
Europe not elsewhere specified	TETRONIKS LLC	Security and safety equipment	187,417.37
France	2GR CONSEIL	Management and admin services	47,500.00
France	ACSIA	Chemicals	41,074.36

Location of supplier	Supplier name	Category description	Value (USD)
UNOPS continued			
France	ACSIA	Politics and civic affairs services	3,359.46
France	APELEM	Laboratory and testing equipment	1,228,392.88
France	CEPHEID HBDC	Engineering and research services	3,306,990.00
France	CEPHEID HBDC	Laboratory and testing equipment	65,562,317.51
France	CEPHEID HBDC	Medical equipment	7,715,748.99
France	CEPHEID HBDC	Transportation, storage, mail services	609,324.00
France	G FERON ET DE CLEBSATTEL SA	Land, building and structures	745,387.02
France	GRET	Engineering and research services	83,220.00
France	HANDICAP INTERNATIONAL	Engineering and research services	75,000.00
France	HTDS	Security and safety equipment	336,000.00
France	IDEMIA IDENTITY & SECURITY FRANCE	IT and communications equipment	1,186,250.00
France	IMMAP FRANCE	Politics and civic affairs services	270,000.00
France	JONES LANG LASALLE.	Management and admin services	47,781.57
France	LEVANT OVERSEAS DEVELOPMENTS LTD	Medical equipment	183,000.00
France	LEVANT OVERSEAS DEVELOPMENTS LTD	Transportation, storage, mail services	23,400.00
France	MICROSOL S.A.S.	Environmental services	149,580.00
France	NOVACOM SERVICES S.A	Domestic appliances and electronics	52,300.00
France	NOVACOM SERVICES S.A	Management and admin services	35,745.60
France	SANOFI WINTHROP INDUSTRIE	Pharmaceuticals, contraceptives, vaccines	163,850.00
France	SAS BIOCENTRIC	Medical equipment	219,598.59
France	SAS BIOCENTRIC	Transportation, storage, mail services	13,260.74
France	SVETLANA MURTAZALIEVA CHARTRES	Travel, food and lodging	78,000.00
France	THALES AIR SYSTEMS SAS	IT and communications equipment	115,070.00
France	THALES AIR SYSTEMS SAS	Security and safety equipment	236,759.00
France	THALES AIR SYSTEMS SAS	Transportation, storage, mail services	6,322.00
Georgia	CEZANNE PUBLISHING LTD	Editorial, design, graphic services	67,000.00
Germany	AUTOIMMUN DIAGNOSTIKA GMBH	Laboratory and testing equipment	31,000.00
Germany	CARL ZEISS MICROSCOPY GMBH	Laboratory and testing equipment	1,492,732.60
Germany	CARL ZEISS MICROSCOPY GMBH	Medical equipment	188,356.50
Germany	EBINGER PRUF UND ORTUNGSTECHNIK GMBH	Laboratory and testing equipment	285,200.00
Germany	EBINGER PRUF UND ORTUNGSTECHNIK GMBH	Transportation, storage, mail services	8,488.00
Germany	F. UNDÜTSCH GMBH	Motor vehicles and parts	65,000.00
Germany	HACH LANGE GMBH	Cleaning equipment	45,514.82
Germany	HACH LANGE GMBH	Education and training services	3,750.00
Germany	HAIN LIFESCIENCE GMBH	Laboratory and testing equipment	450,753.23
Germany	HAIN LIFESCIENCE GMBH	Medical equipment	48,376.26
Germany	HUMAN GESELLSCHAFT FUR BIOCHEMICA UND D	Laboratory and testing equipment	239,647.75
Germany	HYDROC GMBH	Management and admin services	498,140.00
Germany	INENSUS GMBH	Education and training services	278,995.93
Germany	LABSCO GMBH & CO. KG	Medical equipment	123,359.00
Germany	LABSCO GMBH & CO. KG	Transportation, storage, mail services	39,579.00
Germany	MAINPOL GMBH	Sports and recreational equipment	5,215,340.58
Germany	MAINPOL GMBH	Transportation, storage, mail services	103,826.60
Germany	ROCCO FORTE & FAMILY (DEUTSCHLAND) GMBH	Travel, food and lodging	36,407.46
Germany	SEBA HYDROMETRIE GMBH & CO.	Cleaning equipment	64,871.76
Germany	TECHNOLOGIE TRANSFER MARBURG E.V	Engineering and research services	13,500.00
Germany	TECHNOLOGIE TRANSFER MARBURG E.V	Laboratory and testing equipment	5,955,902.62
Germany	TECHNOLOGIE TRANSFER MARBURG E.V	Medical equipment	1,471,506.35
Germany	TECHNOLOGIE TRANSFER MARBURG E.V	Transportation, storage, mail services	2,750.00
Germany	VALLON GMBH	Security and safety equipment	1,729,080.00
Ghana	ARIWID COMPANY LIMITED	Building and maintenance services	86,059.00
Ghana	MABEL DEI	Management and admin services	72,000.00
Ghana	MAK-EDU CONSULT LIMITED	IT and communications equipment	30,000.00
Ghana	RANA MOTORS & METAL WORKS ENG. CO. LTD	Motor vehicles and parts	43,566.36
Ghana	RESITECH LTD.	Industrial manufacturing machinery	45,749.00
Gibraltar	TOYOTA GIBRALTAR STOCKHOLDING LTD.	Motor vehicles and parts	31,911,445.74
Grenada	QUINN COMPANY LIMITED	Building and maintenance services	4,199,873.39
Guatemala	AGENCIA FARMACÉUTICA INTERNACIONAL, S.A.—	Pharmaceuticals, contraceptives, vaccines	1,812,802.79
Guatemala	ALFA FARMACÉUTICA, S. A.	Pharmaceuticals, contraceptives, vaccines	170,449.44
Guatemala	ARISTA, S.A.	Furniture	49,286.56
Guatemala	ARQUITECTURA E INGENIERÍA NPA, S.A.	Building and maintenance services	48,627.70
Guatemala	ASSIST	Engineering and research services	48,800.00
Guatemala	BECOFARMA, SOCIEDAD ANONIMA	Pharmaceuticals, contraceptives, vaccines	256,411.24
Guatemala	BIO-NUCLEAR DE GUATEMALA, S.A.	Medical equipment	139,739.34
Guatemala	BODEGA FARMACÉUTICA, SOCIEDAD ANÓNIMA	Pharmaceuticals, contraceptives, vaccines	1,044,540.19
Guatemala	CENTRINO PHARMA, SOCIEDAD ANONIMA	Pharmaceuticals, contraceptives, vaccines	1,297,916.50
Guatemala	CENTRO DISTRIBUIDOR, SOCIEDAD ANÓNIMA	Pharmaceuticals, contraceptives, vaccines	672,921.26
Guatemala	COMPAÑIA DE EQUIPO MEDICO HOSPITALARIO	Medical equipment	1,981,982.55
Guatemala	COMPANIA DE EQUIPOS DE AIRE ACONDICIONAD	Building and maintenance services	115,870.23
Guatemala	COMPAÑÍA DE MONTAJES ELECTROMECANICOS S	Electrical systems components	35,904.95
Guatemala	COMPAÑÍA FARMACÉUTICA LANQUETIN, SOCIEDA	Pharmaceuticals, contraceptives, vaccines	146,404.65
Guatemala	CORPORACIÓN AMICELCO, S.A.	Pharmaceuticals, contraceptives, vaccines	75,715.60
Guatemala	CORPORACION ANSARO SOCIEDAD ANONIMA	Medical equipment	203,717.21
Guatemala	CORPORACION BAYCO, SOCIEDAD ANONIMA	Pharmaceuticals, contraceptives, vaccines	356,326.80
Guatemala	CORPORATIVA FARMACEUTICA CORFASA, SOCIED	Pharmaceuticals, contraceptives, vaccines	200,644.53
Guatemala	DENTECO, S.A.	Medical equipment	39,066.23
Guatemala	DIMEGA	Furniture	85,952.02
Guatemala	DISS GUATEMALA, S.A.	Medical equipment	123,000.00
Guatemala	DISTRIBUCIÓN DE PRODUCTOS HOSPITALARIOS II	Pharmaceuticals, contraceptives, vaccines	56,152.00
Guatemala	DROGUERIA AMERICANA SOCIEDAD ANONIMA	Pharmaceuticals, contraceptives, vaccines	171,329.39
Guatemala	DROGUERIA REFASA, SOCIEDAD ANÓNIMA	Pharmaceuticals, contraceptives, vaccines	212,562.64
Guatemala	DROGUERÍA Y LABORATORIO PHARMALAT, SOCIE	Pharmaceuticals, contraceptives, vaccines	132,359.53
Guatemala	EQUIPOS PARA HOSPITALES Y MEDICINAS, SOCIE	Medical equipment	86,983.58
Guatemala	EVOLUCIÓN FARMACÉUTICA, SOCIEDAD ANÓNIM	Pharmaceuticals, contraceptives, vaccines	233,227.36

Location of supplier	Supplier name	Category description	Value (USD)
UNOPS continued			
Guatemala	FARMEN, SOCIEDAD ANÓNIMA	Pharmaceuticals, contraceptives, vaccines	59,703.60
Guatemala	FUTURA, SOCIEDAD ANÓNIMA	Pharmaceuticals, contraceptives, vaccines	111,934.56
Guatemala	GQ, SOCIEDAD ANONIMA	IT and communications equipment	41,722.33
Guatemala	GRUPO FARMACEUTICO CARINSA, S.A.	Pharmaceuticals, contraceptives, vaccines	766,187.78
Guatemala	HELIOS, SOCIEDAD ANÓNIMA	Pharmaceuticals, contraceptives, vaccines	439,174.79
Guatemala	IMFOHSA	Medical equipment	61,932.55
Guatemala	IMPORTADORA Y DISTRIBUIDORA DE MOBILIARIO	Furniture	96,662.75
Guatemala	INDUSTRIA FARMACÉUTICA, S.A.	Pharmaceuticals, contraceptives, vaccines	203,575.37
Guatemala	INNOVACIONES MEDICAS	Education and training services	47,744.07
Guatemala	INNOVACIONES MEDICAS	Medical equipment	859,864.36
Guatemala	INTRACARE, S.A.	Medical equipment	116,327.95
Guatemala	J.I. COHEN, S.A.	Pharmaceuticals, contraceptives, vaccines	3,986,864.03
Guatemala	JENY BETHZAIDA ACEITUNO RUBIO DE JIMENEZ	Pharmaceuticals, contraceptives, vaccines	172,890.41
Guatemala	JIREH AIRE ACONDICIONADO, S.A.	Building and maintenance services	41,044.74
Guatemala	JORMAR, S.A.	Medical equipment	262,362.46
Guatemala	KER SOCIEDAD ANÓNIMA	Pharmaceuticals, contraceptives, vaccines	164,941.78
Guatemala	LABORATORIO Y DROGUERIA QUALIPHARM SOCIE	Pharmaceuticals, contraceptives, vaccines	413,712.05
Guatemala	LABORATORIOS Y DROGUERÍA PHARMADEL, S. A.	Pharmaceuticals, contraceptives, vaccines	48,320.58
Guatemala	LUIS ADOLFO MARTÍNEZ DÍAZ	Organizations and clubs	46,664.00
Guatemala	MEDICA DE GUATEMALA SERVICIOS Y EQUIPOS M	Medical equipment	82,801.46
Guatemala	MEDICAMENTOS AVANZADOS, SOCIEDAD ANÓNI	Pharmaceuticals, contraceptives, vaccines	302,608.33
Guatemala	NORVANDA HEALTHCARE, SOCIEDAD ANONIMA	Pharmaceuticals, contraceptives, vaccines	555,305.79
Guatemala	NUEVOS ETICOS NEOETHICALS, SOCIEDAD ANON	Pharmaceuticals, contraceptives, vaccines	986,110.35
Guatemala	OFIMEDIC	Medical equipment	77,633.50
Guatemala	OSCAR ARTURO, LETONA MARTÍNEZ	Pharmaceuticals, contraceptives, vaccines	61,875.28
Guatemala	OXI-RENT, S.A.	Medical equipment	39,506.95
Guatemala	POLIFARMA, S.A.	Pharmaceuticals, contraceptives, vaccines	64,082.52
Guatemala	PREMISA	Building and maintenance services	801,095.71
Guatemala	PRINTER	IT and communications equipment	62,659.41
Guatemala	PRODUCTIVE BUSINESS SOLUTIONS (GUATEMALA	IT and communications equipment	59,783.83
Guatemala	PRODUCTIVE BUSINESS SOLUTIONS (GUATEMALA	Medical equipment	36,790.33
Guatemala	PRODUCTOS ASAF	Public sector related services	45,990.69
Guatemala	PROFESIONALES EN LOGÍSTICA, S.A.	Furniture	44,130.87
Guatemala	PROFON, S.A.	Pharmaceuticals, contraceptives, vaccines	636,633.45
Guatemala	PROMED, SOCIEDAD ANÓNIMA	Medical equipment	706,374.02
Guatemala	RESCO, SOCIEDAD ANONIMA	Pharmaceuticals, contraceptives, vaccines	41,956.31
Guatemala	ROSA MARIA GONZALEZ DEL CID	Pharmaceuticals, contraceptives, vaccines	62,727.66
Guatemala	SEGUROS UNIVERSALES, SOCIEDAD ANONIMA	Financial and insurance services	67,453.64
Guatemala	SEIJIRO YAZAWA IWAI GUATEMALA, S.A.	Medical equipment	126,832.08
Guatemala	SEIMA, S.A.	Cleaning equipment	49,919.64
Guatemala	SEMICOM, S.A.	Medical equipment	116,791.44
Guatemala	SERVICIO DE COMERCIO INTERNACIONAL, SOCIED	Pharmaceuticals, contraceptives, vaccines	2,279,408.13
Guatemala	SERVICIOS QUIRURGICOS, S.A.	Medical equipment	352,686.16
Guatemala	SERVICIOS QUIRURGICOS, S.A.	Pharmaceuticals, contraceptives, vaccines	112,221.88
Guatemala	SERVICOMP DE GUATEMALA, S.A.	IT and communications equipment	430,429.60
Guatemala	SISTEMAS Y PROYECTOS, S.A.	Furniture	50,036.52
Guatemala	SMART OFFICE, S.A.	Furniture	153,256.57
Guatemala	STUDIO O , S.A.	Furniture	31,940.06
Guatemala	SUMINISTRO DE TECNOLOGIA MEDICA, S.A.	Medical equipment	327,980.11
Guatemala	T.A.G., S.A.	Medical equipment	154,022.66
Guatemala	UNDP REPRESENTATIVE IN GUATEMALA CO USD	Farming, fishing, forestry services	512,770.00
Guatemala	UNIONEXPORT, S.A.	Pharmaceuticals, contraceptives, vaccines	36,172.74
Guatemala	UNIPHARM, SOCIEDAD ANONIMA	Pharmaceuticals, contraceptives, vaccines	43,604.89
Guatemala	WELLCO CORPORATION, S.A.	Pharmaceuticals, contraceptives, vaccines	40,071.49
Guatemala	WENSUR, SOCIEDAD ANÓNIMA	Pharmaceuticals, contraceptives, vaccines	995,730.48
Guinea	AFRICA GERMANY SARL	Building and maintenance services	34,389.92
Guinea	BUILD AFRICA SARL	Land, building and structures	162,213.95
Guinea	ECBOPS	Building and maintenance services	30,593.26
Guinea	ECIED BTP	Building and maintenance services	47,214.94
Guinea	EDC BTP	Building and maintenance services	30,205.76
Guinea	EDC BTP	Healthcare services	79,259.51
Guinea	ENACOR BTP-SARLU	Building and maintenance services	40,669.77
Guinea	ENACOR BTP-SARLU	Healthcare services	74,648.58
Guinea	ENTREPRISE FADIMA NET SERVICE	Land, building and structures	38,589.09
Guinea	ENTREPRISE GENERALE DE GENIE CIVIL (ENT .E.G.(	Healthcare services	75,212.63
Guinea	ENTREPRISE NABELA SERVICE	Building and maintenance services	32,534.39
Guinea	PROGRAMME ALIMENTAIRE MONDIAL	Management and admin services	32,637.46
Guinea	SO SAFILS SARL	Building and maintenance services	37,205.25
Guinea	SO SAFILS SARL	Healthcare services	38,801.10
Guinea	SOTRAPRES SARL	Building and maintenance services	52,367.83
Guinea	SOTRAPRES SARL	Healthcare services	52,779.67
Haiti	ALTERNATIVE INSURANCE COMPANY	Financial and insurance services	80,000.00
Haiti	B&R DISTRIBUTION	Fuels and lubricants etc.	86,925.00
Haiti	B&R DISTRIBUTION	Structures, construction components	8,800.00
Haiti	BOURVIL S.A.	Land, building and structures	185,650.83
Haiti	BURACO S.A.	Building and maintenance services	434,786.55
Haiti	CLAUDETTE SOLAGES	Management and admin services	132,000.00
Haiti	ELMECEN S.A	Public sector related services	39,997.45
Haiti	IMCO (INGENIERIE MODERNE ET CONSTRUCTION)	Building and maintenance services	123,322.68
Haiti	INGCOSA	Land, building and structures	177,085.57
Haiti	LA SIRENE DE L'EAU	Transportation, storage, mail services	56,820.00
Haiti	LES CAMIONS D'HAITI	Structures, construction components	42,900.00
Haiti	LES CAMIONS D'HAITI	Transportation, storage, mail services	3,500.00
Haiti	MINISTÈRE DE LA SANTÉ PUBLIQUE ET DE LA	Healthcare services	251,425.24

Location of supplier	Supplier name	Category description	Value (USD)
UNOPS continued			
Haiti	MOSAÏQUES GARDERE S A	Public order and security services	41,329.60
Haiti	MOSAÏQUES GARDERE S A	Structures, construction components	157,916.03
Haiti	MOSAÏQUES GARDERE S A	Transportation, storage, mail services	6,928.00
Haiti	NIRA VARIETE	Structures, construction components	30,970.00
Haiti	QUALITÉ AUTO PARTS	Transportation, storage, mail services	121,760.00
Haiti	QUINCAILLERIE NOUVELLE S.A.	Tools and general machinery	79,269.58
Haiti	QUINCAILLERIE NOUVELLE S.A.	Transportation, storage, mail services	2,200.00
Haiti	REGICENTREAU S.A	Transportation, storage, mail services	340,400.00
Haiti	ROYAL CAR RENTAL	Transportation, storage, mail services	1,152,120.00
Haiti	SECURITY FORCE S.A.	Public order and security services	155,210.42
Haiti	SOCOPROSA	Transportation, storage, mail services	44,400.00
Haiti	SOLENGY HAITI S.A.	Building and maintenance services	72,900.00
Haiti	TECHNOMOTEUR S.A.	Power generation machinery	51,600.00
Haiti	TOTAL HAITI S.A.	Fuels and lubricants etc.	130,214.16
Haiti	YCF GROUP S.A.	Engineering and research services	34,500.00
Honduras	ABRAHAM ADAN ANDONIE BENDECK (LABORATO	Pharmaceuticals, contraceptives, vaccines	66,338.86
Honduras	AGENCIA MATAMOROS S. DE R.L.	Medical equipment	46,069.81
Honduras	ARTISAM S.A. DE C.V.	Office equipment	39,738.71
Honduras	CHALVER DE HONDURAS S.A. DE C.V.	Pharmaceuticals, contraceptives, vaccines	197,357.41
Honduras	COMPAÑIA DE CONSTRUCCIONES MULTIPLES, S. I	Building and maintenance services	233,894.00
Honduras	CONSORCIO HELIFARMA-PAILL	Pharmaceuticals, contraceptives, vaccines	662,185.66
Honduras	CORPORACIÓN INDUSTRIAL FARMACÉUTICA (COR	Pharmaceuticals, contraceptives, vaccines	64,441.10
Honduras	CORPORACION MDP, S.A. DE C.V.	Medical equipment	308,800.71
Honduras	CORPORACION MEDICA, S. DE R.L. DE C.V.	Medical equipment	100,599.28
Honduras	DISTRIBUIDORA COMERCIAL, S.A. (DICOSA)	Medical equipment	308,896.37
Honduras	DISTRIBUIDORA COMERCIAL, S.A. (DICOSA)	Pharmaceuticals, contraceptives, vaccines	1,679,214.65
Honduras	DISTRIBUIDORA LETERAGO S.A	Pharmaceuticals, contraceptives, vaccines	577,535.06
Honduras	DROGUERIA BENPHARMA S DE RL DE CV	Pharmaceuticals, contraceptives, vaccines	122,470.73
Honduras	DROGUERIA FARSIMAN S. DE R.L.	Pharmaceuticals, contraceptives, vaccines	5,169,181.62
Honduras	DROGUERIA HASTHER S. DE R. L.	Pharmaceuticals, contraceptives, vaccines	917,941.68
Honduras	DROGUERIA LAB. Y DISTR. AMERICANA	Pharmaceuticals, contraceptives, vaccines	529,542.24
Honduras	DROGUERIA MEDICA INTERNACIONAL S.A.	Pharmaceuticals, contraceptives, vaccines	1,064,976.84
Honduras	DROGUERIA PHARMA INTERNACIONAL S. DE R.L.	Pharmaceuticals, contraceptives, vaccines	94,780.38
Honduras	DROGUERIA RISCHBIETH	Pharmaceuticals, contraceptives, vaccines	89,225.82
Honduras	DROGUERIA SAIMED DE HONDURAS, S.A.	Pharmaceuticals, contraceptives, vaccines	335,252.12
Honduras	DROGUERIA SERVIMEDICA S. DE R.L. DE C.V.	Pharmaceuticals, contraceptives, vaccines	721,178.85
Honduras	DROGUERIA UNIVERSAL	Pharmaceuticals, contraceptives, vaccines	1,636,021.17
Honduras	EYL COMERCIAL, S.A	Pharmaceuticals, contraceptives, vaccines	1,052,164.22
Honduras	FARMACEUTICA INTERNACIONAL S.A. DE C.V.	Medical equipment	40,870.98
Honduras	FARMACEUTICA INTERNACIONAL S.A. DE C.V.	Pharmaceuticals, contraceptives, vaccines	8,226,122.84
Honduras	FRANCESCA S DE RL DE CV	Pharmaceuticals, contraceptives, vaccines	228,151.93
Honduras	GRUPO MEY-KO, S.A.	Medical equipment	116,122.81
Honduras	HEALTHCARE PRODUCTS CENTROAMERICA	Medical equipment	202,873.26
Honduras	HEALTHCARE PRODUCTS CENTROAMERICA	Pharmaceuticals, contraceptives, vaccines	335,329.41
Honduras	IMPLEMENTOS DE LABORATORIO S. DE R.L.	Medical equipment	77,130.28
Honduras	INDUSTRIAS PANAVISION	Furniture	34,575.83
Honduras	INDUSTRIAS PANAVISION	Office equipment	1,879.36
Honduras	JAMAR COMERCIAL INDUSTRIAL, S.A. DE C.V.	Distribution equipment	46,650.04
Honduras	LABORATORIO QUIMIFAR S.A. DE C.V.	Medical equipment	42,968.50
Honduras	LABORATORIO QUIMIFAR S.A. DE C.V.	Pharmaceuticals, contraceptives, vaccines	142,433.22
Honduras	LABORATORIOS FINLAY, S.A.	Pharmaceuticals, contraceptives, vaccines	207,437.38
Honduras	LABORATORIOS FRANCELIA S. DE RL DE CV	Pharmaceuticals, contraceptives, vaccines	107,308.20
Honduras	LABORATORIOS PHARMAETICA S.A. DE C.V.	Pharmaceuticals, contraceptives, vaccines	349,214.99
Honduras	LABORATORIOS Y DROGUERIA HILCA, S.A DE C.V	Pharmaceuticals, contraceptives, vaccines	246,425.02
Honduras	MEDICA DENTAL NACIONAL S. DE R.L. (MEDIDENT	Medical equipment	34,706.21
Honduras	MEDICALPHARMA	Pharmaceuticals, contraceptives, vaccines	92,184.17
Honduras	MEDITEK S.A DE C.V	Medical equipment	99,656.49
Honduras	NIPRO MEDICAL CORPORATION	Medical equipment	516,114.22
Honduras	NIPRO MEDICAL CORPORATION	Pharmaceuticals, contraceptives, vaccines	44,645.36
Honduras	PHAR MED SALES HONDURA S.A	Pharmaceuticals, contraceptives, vaccines	440,393.49
Honduras	PROGRAMA DE LAS NACIONES UNIDAS PARA EL	Industrial cleaning services	170,895.58
Honduras	REPRESENTACIONES LUFERGO, S DE R.L.	IT and communications equipment	31,646.59
Honduras	SEIJIRO YAZAWA IWAI HONDURAS S.A	Medical equipment	538,131.77
Honduras	SISTEMAS E IMÁGENES MÉDICOS S. DE R.L.	Medical equipment	143,184.34
Honduras	TEKNI COMUNICACIONES S. DE R.L	Pharmaceuticals, contraceptives, vaccines	76,170.66
Honduras	ZAMO MEDICAL PRODUCTS, S. DE R.L.	Medical equipment	103,429.55
India	AAR ESS EXIM PVT. LTD.	IT and communications equipment	33,500.00
India	AIRPORTS AUTHORITY OF INDIA	Education and training services	1,427,974.20
India	ASSYST INTERNATIONAL PVT LTD	Engineering and research services	13,608.00
India	ASSYST INTERNATIONAL PVT LTD	Management and admin services	22,000.00
India	AUROBINDO PHARMA LIMITED	Pharmaceuticals, contraceptives, vaccines	6,356,784.42
India	AUROBINDO PHARMA LIMITED	Transportation, storage, mail services	98,864.13
India	BLISS GVS PHARMA LIMITED	Pharmaceuticals, contraceptives, vaccines	43,230.00
India	BRIDGE AND ROOF CO. (INDIA) LIMITED	Structures, construction components	1,336,722.02
India	CIPLA LIMITED	Pharmaceuticals, contraceptives, vaccines	464,016.04
India	CIPLA LIMITED	Transportation, storage, mail services	11,951.47
India	DELOITTE TOUCHE TOHMATSU INDIA LLP	Financial and insurance services	87,300.00
India	DELOITTE TOUCHE TOHMATSU INDIA LLP	Management and admin services	347,722.06
India	EMCURE PHARMACEUTICALS LTD.	Pharmaceuticals, contraceptives, vaccines	41,850.00
India	EMCURE PHARMACEUTICALS LTD.	Transportation, storage, mail services	920.70
India	GALENTIC PHARMA(INDIA)PVT.LTD	Pharmaceuticals, contraceptives, vaccines	53,736.83
India	GALENTIC PHARMA(INDIA)PVT.LTD	Transportation, storage, mail services	416.50
India	HETERO LABS LIMITED	Pharmaceuticals, contraceptives, vaccines	1,000,134.44
India	HETERO LABS LIMITED	Transportation, storage, mail services	24,424.20

Location of supplier	Supplier name	Category description	Value (USD)
UNOPS continued			
India	LAKSHY MANAGEMENT CONSULTANT PVT LTD	Management and admin services	35,750.00
India	MAALAB SCIENTIFIC EQUIPMENT (I) PVT LTD	Medical equipment	70,751.28
India	MAALAB SCIENTIFIC EQUIPMENT (I) PVT LTD	Transportation, storage, mail services	1,641.32
India	MICRO CREDIT RATINGS INTERNATIONAL LTD	Management and admin services	64,680.00
India	MICRO LABS LTD	Pharmaceuticals, contraceptives, vaccines	572,469.68
India	MICRO LABS LTD	Transportation, storage, mail services	20,662.09
India	MYLAN LABORATORIES LIMITED	Pharmaceuticals, contraceptives, vaccines	99,127.73
India	MYLAN LABORATORIES LIMITED	Transportation, storage, mail services	4,657.92
India	PHOENIX TRADING & CONSULTING PVT. LTD.	Material handling machinery	414,675.00
India	PRICE WATERHOUSE COOPERS	Paper materials and products	64,865.00
India	RUSAN PHARMA LTD	Pharmaceuticals, contraceptives, vaccines	910,560.00
India	RUSAN PHARMA LTD	Transportation, storage, mail services	10,840.00
India	SGS	Financial and insurance services	64,469.85
India	TAILORED SOLUTIONS	Engineering and research services	146,550.00
India	TATA MOTORS LIMITED	Engineering and research services	196,000.00
India	TRACK MANUFACTURING CO. PVT. LTD	Medical equipment	129,446.66
India	TRACK MANUFACTURING CO. PVT. LTD	Pharmaceuticals, contraceptives, vaccines	39,885.24
India	TRACK MANUFACTURING CO. PVT. LTD	Transportation, storage, mail services	19,915.24
Indonesia	UNDP REPRESENTATIVE IN INDONESIA USD ACC	Management and admin services	50,411.30
Iraq	AGREEN COMPANY	Land, building and structures	1,037,100.00
Iraq	AL-AYDY ALAMENA FOR E&T SOLUTIONS LTD.	IT and communications equipment	224,784.00
Iraq	AL QASSWAN CONTRACTING COMPANY	Engineering and research services	1,680.00
Iraq	AL QASSWAN CONTRACTING COMPANY	IT and communications equipment	72,436.00
Iraq	ARDH AL MAKKA COMPANY- ROYAL TULIP ALRASH	Management and admin services	111,375.00
Iraq	ARDH AL MAKKA COMPANY- ROYAL TULIP ALRASH	Travel, food and lodging	78,149.00
Iraq	BELAD AL NASER FOR GENERAL TRADING AND CC	Building and maintenance services	131,532.20
Iraq	BELAD AL NASER FOR GENERAL TRADING AND CC	Land, building and structures	46,694.00
Iraq	CONTINENTAL COMPANY FOR PROVIDING INFORI	IT and communications equipment	32,369.00
Iraq	CONTINENTAL COMPANY FOR PROVIDING INFORI	Politics and civic affairs services	485.53
Iraq	ERBIL MANPOWER CO LTD	Management and admin services	39,500.00
Iraq	ERBIL MANPOWER CO LTD	Politics and civic affairs services	2,400.00
Iraq	GLITTER ADVERTISING AGENCY	Editorial, design, graphic services	47,386.00
Iraq	HAVAL PRINTING PRESS COMPANY	Editorial, design, graphic services	44,375.00
Iraq	HAVAL PRINTING PRESS COMPANY	Politics and civic affairs services	665.63
Iraq	HEALTH AND SOCIAL CARE ORGANIZATION IN IRA	Politics and civic affairs services	9,844.69
Iraq	HEALTH AND SOCIAL CARE ORGANIZATION IN IRA	Public order and security services	630,000.00
Iraq	IBRAHEEM DALI HASSAN FOR GENERAL CONTRAC	Engineering and research services	379,430.00
Iraq	IBRAHEEM DALI HASSAN FOR GENERAL CONTRAC	Land, building and structures	1,952,601.00
Iraq	MANDO RISK MANAGEMENT COMPANY LTD,	Management and admin services	1,344.00
Iraq	MANDO RISK MANAGEMENT COMPANY LTD,	Public order and security services	37,716.00
Iraq	MANDO RISK MANAGEMENT COMPANY LTD,	Security and safety equipment	2,377.00
Iraq	QIMAL AL-NIDHAL LLC	Building and maintenance services	99,348.00
Iraq	SMB GROUP	Apparel, luggage and personal care	3,225,625.00
Iraq	SOROUH AL-TASHYEED	Building and maintenance services	53,065.00
Iraq	UNDP REPRESENTATIVE IN IRAQ	Industrial cleaning services	30,209.00
Iraq	UNDP REPRESENTATIVE IN IRAQ	Management and admin services	471,229.00
Iraq	VENUS COMPANY	Building and maintenance services	478,126.00
Iraq	VENUS COMPANY	Furniture	80,135.00
Iraq	WADI ALSAWAB CO. FOR GENERAL CONTRACTS LT	Building and maintenance services	968,448.00
Iraq	WADI ALSAWAB CO. FOR GENERAL CONTRACTS LT	Engineering and research services	439,744.00
Iraq	WADI ALSAWAB CO. FOR GENERAL CONTRACTS LT	Land, building and structures	1,333,960.00
Iraq	ZANA GROUP FOR GENERAL CONTRACTS	Building and maintenance services	724,505.00
Iraq	ZANA GROUP FOR GENERAL CONTRACTS	Land, building and structures	290,000.00
Iraq	ZARDASHT COMPANY	Cleaning equipment	814.00
Iraq	ZARDASHT COMPANY	Furniture	41,624.00
Iraq	ZARDASHT COMPANY	Laboratory and testing equipment	3,476.00
Iraq	ZARDASHT COMPANY	Office equipment	715.00
Ireland	LINKEDIN IRELAND UNLIMITED COMPANY	Politics and civic affairs services	49,397.87
Ireland	MICROSOFT LICENSING LTD	IT and communications equipment	168,316.69
Ireland	TRINITY BIOTECH MANUFACTURING	Medical equipment	77,097.63
Israel	EDT E-DRIVE TECHNOLOGY	Education and training services	6,000.00
Israel	EDT E-DRIVE TECHNOLOGY	Engineering and research services	145,000.00
Israel	EDT E-DRIVE TECHNOLOGY	IT and communications equipment	81,831.00
Israel	EDT E-DRIVE TECHNOLOGY	Motor vehicles and parts	110,000.00
Israel	HAYTHAM BAHAA AL DEEN ALAMI	Management and admin services	42,427.90
Israel	MGS LANGUAGE SERVICES	Editorial, design, graphic services	33,491.97
Israel	PRS GEOTECH TECHNOLOGIES LTD	Education and training services	7,757.00
Israel	PRS GEOTECH TECHNOLOGIES LTD	Industrial manufacturing machinery	3,499.99
Israel	PRS GEOTECH TECHNOLOGIES LTD	Structures, construction components	1,664,249.98
Italy	COELMO SPA	Power generation machinery	712,502.92
Italy	EDILSIDER S.P.A.	Building and maintenance services	4,680.00
Italy	EDILSIDER S.P.A.	Distribution equipment	14,425.60
Italy	EDILSIDER S.P.A.	Land, building and structures	149,840.00
Italy	ENIC MEETINGS & EVENTS SRL	Management and admin services	31,604.54
Italy	ES-KO ITALIA S.R.L. - RI S.P.A. JV	Engineering and research services	10,792.00
Italy	ES-KO ITALIA S.R.L. - RI S.P.A. JV	Land, building and structures	57,386.00
Italy	KPMG ADVISORY S.P.A.	Engineering and research services	138,212.50
Italy	KPMG ADVISORY S.P.A.	Management and admin services	160,694.00
Italy	KPMG ADVISORY S.P.A.	Transportation, storage, mail services	10,000.00
Italy	Q&T S.P.A	Engineering and research services	9,658.36
Italy	Q&T S.P.A	Laboratory and testing equipment	7,438.95
Italy	Q&T S.P.A	Mineral and textile materials	72,350.68
Italy	Q&T S.P.A	Motor vehicles and parts	102,464.38
Italy	Q&T S.P.A	Power generation machinery	1,946.59

Location of supplier	Supplier name	Category description	Value (USD)
UNOPS continued			
Italy	UN WORLD FOOD PROGRAMME (WFP)	Transportation, storage, mail services	69,410.62
Italy	UNITED NATIONS OFFICE AT GENEVA	Education and training services	32,501.00
Italy	UNITED NATIONS OFFICE AT GENEVA	Management and admin services	110,661.00
Italy	UNIVERSITY OF TRIESTE	Healthcare services	35,000.00
Italy	VERNIPOLL SRL	Medical equipment	165,722.00
Japan	ITOCHU CORPORATION	Medical equipment	3,641,900.00
Japan	J. GERBER AND CO. (JAPAN) LTD	Motor vehicles and parts	10,657,602.19
Japan	J. GERBER AND CO. (JAPAN) LTD	Security and safety equipment	14,117.90
Japan	KUEHNE+NAGEL A/S	Management and admin services	97,722.00
Japan	KUEHNE+NAGEL A/S	Transportation, storage, mail services	17,326,351.72
Japan	NISSAN TRADING CO.,LTD.	Motor vehicles and parts	3,951,591.73
Japan	NISSAN TRADING CO.,LTD.	Transportation, storage, mail services	43,120.00
Japan	SIRIUS CORPORATION	Medical equipment	3,702,004.00
Japan	TOYOTA MOTOR CORPORATION (JAPAN)	Financial and insurance services	1,352.89
Japan	TOYOTA MOTOR CORPORATION (JAPAN)	Motor vehicles and parts	22,572,255.46
Japan	TOYOTA MOTOR CORPORATION (JAPAN)	Transportation, storage, mail services	232,174.07
Jordan	ABDELSALAM SHUNNAR & PARTNER FOR CONTRA	Building and maintenance services	135,734.46
Jordan	AL-AZEM FOR METAL INDUSTRIES CO.	Security and safety equipment	201,422.50
Jordan	AL-SHUAA FOR OFFICE FURNITURE	Furniture	91,992.51
Jordan	AL NABALI CO. TRANSPORTATION SERVICES	Motor vehicles and parts	32,112.99
Jordan	AL NABALI CO. TRANSPORTATION SERVICES	Transportation, storage, mail services	75,587.57
Jordan	ARAB ESTABLISHMENT FOR MEDICAL SUPPLY	Medical equipment	47,002.00
Jordan	BARAKAH ALAATHAMIYA CARS TRADING CO.	Motor vehicles and parts	58,000.00
Jordan	BATA INDUSTRIAL SUPPLIES / SAMER AWNI BATA	Structures, construction components	231,159.87
Jordan	DETAILED SOLUTIONS FOR CONTRACTING LTD.	Building and maintenance services	215,810.74
Jordan	ELYAN AND HAJEER COMPANY "SPECIALIZED ENG	Security and safety equipment	1,593,028.99
Jordan	ENCYCLOPEDIA CONSULTING COMPANY	Education and training services	373,646.00
Jordan	ENGICON	Engineering and research services	100,800.00
Jordan	GARDEN CITY LANDSCAPING COMPANY	Building and maintenance services	37,429.36
Jordan	GENERAL COMPUTERS AND ELECTRONICS CO	IT and communications equipment	103,871.00
Jordan	GENERAL COMPUTERS AND ELECTRONICS CO	Printing, photo and AV equipment	31,500.00
Jordan	IMKAN FOR MULTI CONSTRUCTION ENTERPRISES	Land, building and structures	391,674.44
Jordan	JASCO	Industrial cleaning services	42,392.35
Jordan	JORDAN ENGINEERING SYSTEM	Education and training services	22,000.00
Jordan	JORDAN ENGINEERING SYSTEM	Security and safety equipment	284,000.00
Jordan	JORDAN MOBILE TELEPHONE SERVICES CO-ZAIN	Public sector related services	87,525.15
Jordan	JORDAN PIONEER FOR METAL INDUSTRY	IT and communications equipment	4,237.29
Jordan	JORDAN PIONEER FOR METAL INDUSTRY	Land, building and structures	30,579.09
Jordan	JORDANIAN ELECTRIC POWER COMPANY LIMITED	Public sector related services	76,451.86
Jordan	KAHLIFEH GROUP FOR ADVANCED INDUSTRIES	Furniture	46,094.07
Jordan	KAWAR ENERGY CO.	Power generation machinery	189,406.78
Jordan	MAANI AND PARTNER FURNITURE CO	Furniture	523,963.66
Jordan	MANSOUR ESSA ELAGALH & PARTNER CO.	Building and maintenance services	399,358.76
Jordan	MASAFAT RENT A CAR	Transportation, storage, mail services	265,418.14
Jordan	MOHAMMAD AND KHALAF COMPANY	Building and maintenance services	252,508.47
Jordan	MOTOR VEHICLE TRADING CO. LTD	Motor vehicles and parts	203,830.28
Jordan	NIDAL, ISHAQ, AND ZIAD HIJAZIN	Management and admin services	162,429.38
Jordan	PENAL REFORM INTERNATIONAL	Education and training services	54,800.00
Jordan	PLAZA HOLIDAYS	Travel, food and lodging	78,055.89
Jordan	RIHAN RIBHI AL-AKHRAS	Domestic appliances and electronics	362,424.20
Jordan	RISING LOGISTICS / AL NOHOAD FOR LOGISTICS S	Education and training services	15,000.00
Jordan	RISING LOGISTICS / AL NOHOAD FOR LOGISTICS S	Motor vehicles and parts	702,800.00
Jordan	SHARK FOR SECURITY AND ARMED PROTACTION	Public order and security services	92,058.45
Jordan	SPARROW JORDAN (TAER ALORDON)	Editorial, design, graphic services	33,545.20
Jordan	SPARROW JORDAN (TAER ALORDON)	Printing, photo and AV equipment	8,474.58
Jordan	SPARROW JORDAN (TAER ALORDON)	Travel, food and lodging	1,805.08
Jordan	THE ARAB SUPPLIES AND GENERAL TRADE COMPA	Medical equipment	108,000.00
Jordan	THE DIAMOND FOR MODERN INSTALATION CO.	Electrical systems components	37,372.88
Jordan	UNITED NATIONS RELIEF AD WORKS AGENCY	Financial and insurance services	14,496.71
Jordan	UNITED NATIONS RELIEF AD WORKS AGENCY	Fuels and lubricants etc.	37,278.07
Jordan	UNITED NATIONS RELIEF AD WORKS AGENCY	Public order and security services	16,964.25
Jordan	YOUSEF BASHITI & SONS COMPANY	Domestic appliances and electronics	62,685.03
Kenya	ACHELIS MATERIAL HANDLING LTD	Material handling machinery	202,954.02
Kenya	AFRICAN POPULATION & HEALTH RESEARCH CEN	Education and training services	60,000.00
Kenya	AMAL EXPRESS MONEY TRANSFER LTD	Engineering and research services	46,500.00
Kenya	AMAL EXPRESS MONEY TRANSFER LTD	Financial and insurance services	58,448.00
Kenya	BCD TRAVEL (HIGHLIGHT TRAVEL)	Transportation, storage, mail services	77,710.00
Kenya	BUILDARCH IMAGES LTD	Building and maintenance services	1,255,590.48
Kenya	CLIMATECARE LIMITED	Management and admin services	50,500.00
Kenya	COLD SPRINGS HOTEL LIMITED	Travel, food and lodging	77,013.93
Kenya	CRESTLINE HOLDINGS LTD	Transportation, storage, mail services	45,780.90
Kenya	DALMAR TRANSPORTER LTD	Transportation, storage, mail services	33,000.00
Kenya	DAVIS & SHIRTLIFF LTD	Power generation machinery	45,561.00
Kenya	DAVIS & SHIRTLIFF LTD	Public sector related services	319,500.00
Kenya	ENASHIPAI RESORT & SPA	Travel, food and lodging	32,258.75
Kenya	FUAD OMAR SALIM	Transportation, storage, mail services	40,615.37
Kenya	GAP EXPLORER LIMITED	Healthcare services	352,306.25
Kenya	GAP EXPLORER LIMITED	Transportation, storage, mail services	39,440.35
Kenya	GREEN PARK GOLF & COUNTRY COMPLEX LTD	Travel, food and lodging	31,503.26
Kenya	HABIBANI ENTERPRISES LIMITED	Transportation, storage, mail services	40,638.61
Kenya	HILTON NAIROBI LIMITED	Travel, food and lodging	167,239.68
Kenya	IBEX VENTURES CO. LTD	Transportation, storage, mail services	97,693.06
Kenya	IPE GLOBAL (AFRICA) LIMITED	Management and admin services	518,719.51
Kenya	IPSOS LIMITED	Engineering and research services	39,860.00

Location of supplier	Supplier name	Category description	Value (USD)
UNOPS continued			
Kenya	IPSOS LIMITED	Public order and security services	47,200.00
Kenya	ISIOLO CENTRAL MEDICAL CLINIC	Transportation, storage, mail services	43,600.41
Kenya	JIM CAB SERVICES	Transportation, storage, mail services	34,886.67
Kenya	KUEHNE NAGEL LIMITED	Transportation, storage, mail services	126,145.00
Kenya	LABOUR LINK LIMITED	Land, building and structures	100,784.75
Kenya	MICHAEL KIURA KIRUMBU	Transportation, storage, mail services	34,883.71
Kenya	MULIKA SCIENTIFIC LIMITED	Engineering and research services	15,000.00
Kenya	MULIKA SCIENTIFIC LIMITED	Financial and insurance services	4,500.00
Kenya	MULIKA SCIENTIFIC LIMITED	Laboratory and testing equipment	356,182.00
Kenya	MULIKA SCIENTIFIC LIMITED	Transportation, storage, mail services	4,110.00
Kenya	ORAD CONTROL SOLUTIONS LTD	Security and safety equipment	48,194.49
Kenya	SAFARICOM LTD	Engineering and research services	46,242.52
Kenya	SAFARICOM LTD	Public sector related services	57,892.68
Kenya	SAMALEX HOLDINGS LTD	Transportation, storage, mail services	45,392.28
Kenya	SANVI INVESTMENTS LIMITED	Management and admin services	224,864.70
Kenya	SMART PLUS LIMITED	IT and communications equipment	42,750.00
Kenya	SMART PLUS LIMITED	Transportation, storage, mail services	6,500.00
Kenya	SOLAR WORKS EA LIMITED	Healthcare services	170,031.41
Kenya	SOLAR WORLD (E.A.) LTD	Building and maintenance services	472,741.04
Kenya	SOLAR WORLD (E.A.) LTD	Healthcare services	48,551.29
Kenya	SOLAR WORLD (E.A.) LTD	Land, building and structures	339,008.45
Kenya	SPACE EXPLORERS LIMITED	Building and maintenance services	935,306.51
Kenya	STEGRA HOTEL	Travel, food and lodging	154,150.91
Kenya	STRATHMORE UNIVERSITY	Education and training services	67,399.80
Kenya	SYMARX EAST AFRICA LIMITED	Medical equipment	31,851.00
Kenya	THINK SOLAR TECHNICS	Power generation machinery	105,849.00
Kenya	UNDP SOMALIA	Land, building and structures	31,554.40
Kenya	UNDP SOMALIA	Management and admin services	109,653.00
Kenya	UNDP SOMALIA	Public order and security services	98,246.57
Kenya	UNDP SOMALIA	Travel, food and lodging	92,549.00
Kenya	UNITED NATIONS SUPPORT OFFICE IN SOMALIA ((	Engineering and research services	36,404.94
Kenya	UNITED NATIONS SUPPORT OFFICE IN SOMALIA ((	Transportation, storage, mail services	229,765.68
Kenya	WANTE CONTRACTORS LIMITED	Building and maintenance services	620,588.27
Kenya	WARDY COMMUNICATIONS LIMITED	Building and maintenance services	229,655.50
Kenya	WARDY COMMUNICATIONS LIMITED	Land, building and structures	200,545.72
Kenya	WS INSIGHT LIMITED	Engineering and research services	39,066.00
Kenya	ZAWADI IMPACT LTD	Education and training services	1,189,595.00
Kuwait	UNITED NATIONS ASSISTANCE MISSION AFGHAN	Building and maintenance services	369,387.96
Kuwait	UNITED NATIONS ASSISTANCE MISSION AFGHAN	Public order and security services	571,162.47
Kuwait	UNITED NATIONS ASSISTANCE MISSION F IRAQ	Fuels and lubricants etc.	2,661.16
Kuwait	UNITED NATIONS ASSISTANCE MISSION F IRAQ	Healthcare services	758.24
Kuwait	UNITED NATIONS ASSISTANCE MISSION F IRAQ	Industrial cleaning services	148.78
Kuwait	UNITED NATIONS ASSISTANCE MISSION F IRAQ	Management and admin services	87,774.01
Kuwait	UNITED NATIONS ASSISTANCE MISSION F IRAQ	Office equipment	1,954.57
Kuwait	UNITED NATIONS ASSISTANCE MISSION F IRAQ	Public order and security services	179,879.81
Kuwait	UNITED NATIONS ASSISTANCE MISSION F IRAQ	Public sector related services	997.95
Kuwait	UNITED NATIONS ASSISTANCE MISSION F IRAQ	Transportation, storage, mail services	44,564.38
Kuwait	UNITED NATIONS ASSISTANCE MISSION F IRAQ	Travel, food and lodging	654.17
Lebanon	ASACO GENERAL TRADE & CONTRACTING	Land, building and structures	22,612.00
Lebanon	ASACO GENERAL TRADE & CONTRACTING	Tools and general machinery	7,700.00
Lebanon	INTERTECH FZC	Security and safety equipment	36,685.00
Lebanon	MAGIC FALCON / MRS FATIMA ALI RIZK	Published products	39,952.00
Lebanon	SPEED MARINE CO-S.A.R.L	Motor vehicles and parts	496,779.90
Liberia	ELITE CONTRACTORS AND GLOBAL SERVICES,	Building and maintenance services	178,771.37
Liberia	GEKATA-ONE CONSTRUCTION COMPANY	Building and maintenance services	39,366.05
Liberia	STONE CONSTRUCTION AND MAINTENACE COMP	Building and maintenance services	233,143.90
Liberia	UNITED NATIONS MISSION IN LIBERIA	Fuels and lubricants etc.	82,250.33
Liberia	VERTICAL-HORIZONTAL CONSTRUCTION & SUPPL	Building and maintenance services	901,521.26
Libya	OXYGEN LIMITED	Industrial cleaning services	95,395.52
Libya	TALENT ADVERTISING AND PRINTING	Education and training services	38,109.00
Luxembourg	IMPRIMERIE CENTRALE	Editorial, design, graphic services	37,353.26
Madagascar	FTHM CONSEILS	Management and admin services	230,032.00
Maldives	E5 COMPANY PRIVATE LIMITED	Engineering and research services	46,470.09
Maldives	E5 COMPANY PRIVATE LIMITED	Politics and civic affairs services	2,966.18
Mali	AFRIBONE MALI SA	Management and admin services	84,825.20
Mali	ASDI-BTP	Building and maintenance services	33,938.69
Mali	ASKIATEK SARL	Building and maintenance services	45,849.00
Mali	CTS (CONSORTIUM TRAVAUX ET SERVICES)	Engineering and research services	46,054.00
Mali	EGD SARL	Building and maintenance services	123,643.75
Mali	ENTREPRISE BOUBEYE A MAIGA	Building and maintenance services	101,832.95
Mali	ENTREPRISE GAREL CONSTRUCTION SARL	Building and maintenance services	105,407.62
Mali	ENTREPRISE GAREL CONSTRUCTION SARL	Mining and well drilling equipment	56,290.86
Mali	ENTREPRISE SEKOU KONATE	Building and maintenance services	57,910.61
Mali	ENTREPRISE TCOM SARL	Building and maintenance services	52,549.00
Mali	FDA SARL	Material handling machinery	94,880.00
Mali	MACCA LOGISTICS SARL	Transportation, storage, mail services	52,210.03
Mali	SESAM INFORMATICS	Domestic appliances and electronics	41,400.00
Mali	SESAM INFORMATICS	Engineering and research services	104,250.00
Mali	SESAM INFORMATICS	IT and communications equipment	66,300.00
Mali	SESAM INFORMATICS	Printing, photo and AV equipment	49,464.00
Mali	SOCIETE GENERALE DE LOGISTIQUE SARL	Transportation, storage, mail services	46,538.50
Mali	SOTELMA-SA	Management and admin services	111,787.99
Mali	SOTELMA-SA	Public sector related services	36,477.27
Mexico	CONSTRUCCIONES INTEGRALES Y COMMUNICACI	Power generation machinery	56,672.65

Location of supplier	Supplier name	Category description	Value (USD)
UNOPS continued			
Morocco	COMITÉ DE PILOTAGE DE LA COP22-SEGMA COP2	Politics and civic affairs services	47,814.96
Morocco	FORUM DES ALTERNATIVES MAROC	Travel, food and lodging	39,380.93
Mozambique	KPMG AUDITORES E CONSULTORES SA	Management and admin services	37,600.00
Myanmar	5 PIXELS COMPANY LIMITED	Published products	78,025.41
Myanmar	ACCESS SPECTRUM CO., LTD	IT and communications equipment	210,065.00
Myanmar	ACE DRAGON CO., LTD.	Editorial, design, graphic services	33,314.56
Myanmar	ACE DRAGON CO., LTD.	Food and beverage products	84,165.54
Myanmar	ADVANCED DIAGNOSTIC PRODUCTS TRADING CO	Medical equipment	48,148.00
Myanmar	AMTT CO., LTD	Laboratory and testing equipment	158,000.00
Myanmar	AMTT CO., LTD	Medical equipment	256,900.00
Myanmar	AMTT CO., LTD	Transportation, storage, mail services	11,200.00
Myanmar	AUNG MYANMAR COOPERATIVE	Furniture	35,694.20
Myanmar	BASIN INTERNATIONAL LTD.	Medical equipment	223,216.94
Myanmar	CAPITAL AUTOMOTIVE LTD.	Motor vehicles and parts	65,000.00
Myanmar	CHEMICAL ENGINEERING PRODUCTION CO-OPER	Musical instruments and arts and crafts	48,902.22
Myanmar	CLIENT FOCUS TECHNOLOGY GROUP CO.,LTD	IT and communications equipment	422,670.00
Myanmar	CLIENT FOCUS TECHNOLOGY GROUP CO.,LTD	Printing, photo and AV equipment	31,320.00
Myanmar	DELTA SCIENCE COMPANY LIMITED	Medical equipment	52,628.00
Myanmar	DELTA SCIENCE COMPANY LIMITED	Transportation, storage, mail services	3,065.00
Myanmar	ELY PAR COMPANY LIMITED	Building and maintenance services	35,960.00
Myanmar	EVER GLORY COMPANY LIMITED	Laboratory and testing equipment	68,735.00
Myanmar	EVER GLORY COMPANY LIMITED	Medical equipment	1,097,006.60
Myanmar	EVER GLORY COMPANY LIMITED	Transportation, storage, mail services	46,380.00
Myanmar	FOURTEEN STAR ENGINEERING CO., LTD	Security and safety equipment	65,682.89
Myanmar	GLOBAL INFINITY CONSTRUCTION CO.,LTD (GITC)	Land, building and structures	144,713.52
Myanmar	GNE COMPANY LIMITED	IT and communications equipment	37,380.00
Myanmar	GOLDEN COUGAR CO., LTD	Building and maintenance services	1,020,616.00
Myanmar	GOLDEN LADY COMPANY LIMITED	Medical equipment	39,660.78
Myanmar	GOLDEN REGENT CO.,LTD	Building and construction machinery	4,854,600.00
Myanmar	GRAND FORTUNA COMPANY LIMITED	Transportation, storage, mail services	89,518.34
Myanmar	GRAND FURNITURE	Furniture	75,985.00
Myanmar	HIGHLANDER GROUP ENGINEERING CO., LTD	Building and maintenance services	34,500.00
Myanmar	IEM COMPANY LIMITED	Electrical systems components	18,413.87
Myanmar	IEM COMPANY LIMITED	Power generation machinery	13,235.22
Myanmar	JJ-PUN (S) PTE LTD	Medical equipment	1,085,000.00
Myanmar	JJ-PUN (S) PTE LTD	Transportation, storage, mail services	14,000.00
Myanmar	KUBOTA MYANMAR CO., LTD.	Motor vehicles and parts	1,485,000.00
Myanmar	LING KHO COMPANY LIMITED	Building and maintenance services	37,690.00
Myanmar	LINN IT SOLUTION CO., LTD	IT and communications equipment	42,800.00
Myanmar	MARLARMYAING MANUFACTURING CO.,. LTD	Live plant and animal material	2,839,022.24
Myanmar	MARVELS WEALTH CONSTRUCTION CO.,LTD.	Building and maintenance services	124,900.00
Myanmar	MOBILE KING TRADING CO., LTD	IT and communications equipment	735,565.00
Myanmar	MODERN WORLD CONSTRUCTION COMPANY LIM	Building and maintenance services	402,124.43
Myanmar	MOON PRINCESS CO LTD	Motor vehicles and parts	98,933.00
Myanmar	MTG MOTORS TRADING CO.,LTD	Farming, fishing, forestry services	585,800.00
Myanmar	MYANMAR AMERICAN VISION CO. LTD.	Medical equipment	100,419.00
Myanmar	MYANMAR AMERICAN VISION CO. LTD.	Transportation, storage, mail services	5,610.00
Myanmar	MYANMAR GOLDEN ROCK INTERNATIONAL CO.,LT	IT and communications equipment	31,065.00
Myanmar	MYANMAR INTER TROPICAL CONVERGENCE ZONE	Engineering and research services	435,000.00
Myanmar	MYANMAR INTER TROPICAL CONVERGENCE ZONE	IT and communications equipment	30,000.00
Myanmar	MYANMAR INTER TROPICAL CONVERGENCE ZONE	Laboratory and testing equipment	463,800.00
Myanmar	MYANMAR SOLAR POWER TRADING CO., LTD	Building and maintenance services	49,800.00
Myanmar	MYANMAR SURVEY RESEARCH CO LTD	Engineering and research services	774,980.00
Myanmar	MYANMAR SURVEY RESEARCH CO LTD	Management and admin services	273,240.00
Myanmar	MYANMAR ZIRCON CO.,LTD	Engineering and research services	115,080.00
Myanmar	NAUNG YOE TECHNOLOGIES CO., LTD	Domestic appliances and electronics	12,415.24
Myanmar	NAUNG YOE TECHNOLOGIES CO., LTD	Electrical systems components	22.44
Myanmar	NAUNG YOE TECHNOLOGIES CO., LTD	Engineering and research services	4,602.91
Myanmar	NAUNG YOE TECHNOLOGIES CO., LTD	IT and communications equipment	12,666.47
Myanmar	NAUNG YOE TECHNOLOGIES CO., LTD	Laboratory and testing equipment	4,870.87
Myanmar	NAUNG YOE TECHNOLOGIES CO., LTD	Printing, photo and AV equipment	40,166.86
Myanmar	NAUNG YOE TECHNOLOGIES CO., LTD	Security and safety equipment	28,020.75
Myanmar	NCX MYANMAR CO., LTD	Motor vehicles and parts	2,490,166.15
Myanmar	NILAR PAPER & STATIONERY MART	Editorial, design, graphic services	104,761.03
Myanmar	NILAR PAPER & STATIONERY MART	Published products	49,632.08
Myanmar	NILAR TIN	Healthcare services	39,600.00
Myanmar	OAH CO., LTD	Building and maintenance services	23,214.47
Myanmar	OAH CO., LTD	Distribution equipment	46,531.82
Myanmar	OKKAR THIRI CO LTD	Medical equipment	434,498.08
Myanmar	OKKAR THIRI CO LTD	Transportation, storage, mail services	29,955.33
Myanmar	POWER TIME COMPANY LIMITED	Medical equipment	66,068.56
Myanmar	RACE OF ASIA ENGINEERING GROUP CO.,LTD	Building and maintenance services	170,937.00
Myanmar	RACE OF ASIA ENGINEERING GROUP CO.,LTD	Land, building and structures	218,354.80
Myanmar	RHEMA FOUNDATION COMPANY LIMITED	Building and maintenance services	61,500.16
Myanmar	ROYAL DISTRIBUTION GROUP	Food and beverage products	114,247.73
Myanmar	SCZ TRADING CO., LTD	Material handling machinery	34,000.00
Myanmar	SEA LION CO., LTD	Medical equipment	466,126.91
Myanmar	SEA LION CO., LTD	Transportation, storage, mail services	29,751.99
Myanmar	SEA PANTHER COMPANY LIMITED	Building and maintenance services	50,000.00
Myanmar	SEVEN SEEDS COMPANY LIMITED	Building and maintenance services	31,647.00
Myanmar	SIGMA WINNERS ENGINEERING CO., LTD	Furniture	38,805.14
Myanmar	SIGMA WINNERS ENGINEERING CO., LTD	IT and communications equipment	3,154.64
Myanmar	SUNRISE ENGINEERING & CONSTRUCTION GROUI	Building and maintenance services	155,972.76
Myanmar	SUNTAC INTERNATIONAL TRADING CO., LTD	Domestic appliances and electronics	205,250.00

Location of supplier	Supplier name	Category description	Value (USD)
UNOPS continued			
Myanmar	SUPER HOME CONSTRUCTION COMPANY LIMITEI	Land, building and structures	144,000.29
Myanmar	SUPREME ENTERPRISE LIMITED	Medical equipment	62,070.00
Myanmar	TAUNG PAW SWANN ARR THIT CONSTRUCTION C	Building and maintenance services	97,054.35
Myanmar	THE WORLDWIDE MOVING SERVICES CO., LTD	Transportation, storage, mail services	218,624.87
Myanmar	THIHA MIN SWE CONSTRUCTION COMPANY LIMIT	Building and maintenance services	225,472.40
Myanmar	TING SI THAR COMPANY LIMITED	Building and maintenance services	36,263.74
Myanmar	TRUST & GAIN CO.,LTD	Building and maintenance services	406,277.50
Myanmar	TRUST OO CO., LTD	Medical equipment	81,440.00
Myanmar	TRUST OO CO., LTD	Transportation, storage, mail services	2,560.00
Myanmar	VICTORIA DESY CHAN COMPANY LIMITED	Building and maintenance services	66,038.76
Myanmar	WIN TOP ENGINEERING & GENERAL SERVICES CO	Building and maintenance services	181,740.86
Myanmar	WINNER MYANMAR (WM) COMPANY LIMITED	Building and maintenance services	37,158.14
Myanmar	YE TUN COMPANY LIMITED	Building and maintenance services	161,801.52
Myanmar	YEE SHIN COMPANY LIMITED	Medical equipment	242,154.76
Myanmar	YEE SHIN COMPANY LIMITED	Transportation, storage, mail services	25,033.24
Myanmar	ZWE MANN KYAW COMPANY LIMITED	Building and maintenance services	41,240.00
Nepal	GAURI PARBATI / SKG ENGINEERING & CONSTRUC	Building and maintenance services	642,773.93
Nepal	HERD INTERNATIONAL PRIVATE LIMITED	Management and admin services	482,236.73
Nepal	INTERNATIONAL DEVELOPMENT CONSULT	Education and training services	94,937.00
Nepal	KATHMANDU LIVING LABS	Engineering and research services	206,697.65
Nepal	LAMA CONSTRUCTION COMPANY PVT. LTD	Land, building and structures	1,548,776.11
Nepal	MAX MEDIA PVT. LTD.	Editorial, design, graphic services	270,349.76
Nepal	NBSM & ASSOCIATES	Education and training services	31,605.70
Nepal	NEPAL ADARSHA NIRMAN CO. (P). LTD.	Land, building and structures	2,898,846.82
Nepal	NEPAL DEVELOPMENT RESEARCH INSTITUTE	Management and admin services	50,912.56
Nepal	NEPAL INVESTMENT BANK LTD.	Engineering and research services	262,215.96
Nepal	PERFORMANCE PAY-17 DISTRICT SURVEY	Management and admin services	227,968.00
Nepal	RABINA CONSTRUCTION PVT. LTD.	Land, building and structures	688,953.48
Nepal	REAL SOLUTIONS PVT LTD	Education and training services	57,752.16
Nepal	REAL SOLUTIONS PVT LTD	Management and admin services	1,332,621.46
Nepal	REAL SOLUTIONS PVT LTD	Transportation, storage, mail services	14,843.53
Nepal	REAL SOLUTIONS PVT LTD	Travel, food and lodging	122,854.56
Nepal	SAMANANTAR NIRMAN SEWA PVT. LTD.	Land, building and structures	1,227,781.84
Nepal	SPARK LINK ENTERPRISES PVT.LTD.	Transportation, storage, mail services	36,121.52
Nepal	TOURS EXPRESS & VEHICLE SERVICE (P) LTD.	Transportation, storage, mail services	91,763.30
Netherlands	CASTOR NETWORKS B.V.	Domestic appliances and electronics	5,900.00
Netherlands	CASTOR NETWORKS B.V.	Engineering and research services	633,600.00
Netherlands	DELFT IMAGING SYSTEMS	Medical equipment	538,909.00
Netherlands	DELFT IMAGING SYSTEMS	Transportation, storage, mail services	53,891.00
Netherlands	DUTCH HEALTH B.V.	Motor vehicles and parts	2,173,687.45
Netherlands	G.L.A.	Medical equipment	44,100.00
Netherlands	G.L.A.	Transportation, storage, mail services	4,350.00
Netherlands	GRAIDCO GLOBAL RELIEF AID AND DEVELOPMEN	Chemicals	36,377.60
Netherlands	IDA FOUNDATION	Management and admin services	544,008.71
Netherlands	IDA FOUNDATION	Pharmaceuticals, contraceptives, vaccines	16,025,729.88
Netherlands	IDA FOUNDATION	Transportation, storage, mail services	793,316.17
Netherlands	IMRES BV	Laboratory and testing equipment	30,923.70
Netherlands	IMRES BV	Pharmaceuticals, contraceptives, vaccines	368,365.65
Netherlands	IMRES BV	Transportation, storage, mail services	27,123.71
Netherlands	SVIZERA EUROPE BV	Laboratory and testing equipment	3,662,355.16
Netherlands	SVIZERA EUROPE BV	Medical equipment	486,475.90
Netherlands	SVIZERA EUROPE BV	Musical instruments and arts and crafts	8,006.28
Netherlands	SVIZERA EUROPE BV	Pharmaceuticals, contraceptives, vaccines	226,303.91
Netherlands	SVIZERA EUROPE BV	Transportation, storage, mail services	24,366.99
Netherlands	THE CURRENCY EXCHANGE FUND NV	Management and admin services	4,925,000.00
Netherlands	THE MEDICAL EXPORT GROUP B.V.	Medical equipment	112,980.00
Netherlands	THE MEDICAL EXPORT GROUP B.V.	Pharmaceuticals, contraceptives, vaccines	47,195.59
Netherlands	THE MEDICAL EXPORT GROUP B.V.	Transportation, storage, mail services	13,610.00
Netherlands	TRANSITION INTERNATIONAL	Engineering and research services	375,040.00
New Caledonia	OLD PACO	Transportation, storage, mail services	33,534.80
New Zealand	MARY-JANE RIVERS	Management and admin services	43,006.00
Niger	CFAO MOTORS NIGER	Motor vehicles and parts	127,966.00
Norway	DNV GL AS	Environmental services	1,992,500.00
Norway	FIRST HOUSE AS	Management and admin services	36,400.00
Norway	NORDIC INTERNATIONAL SUPPORT FOUNDATION	Management and admin services	61,621.00
Norway	NORWEGIAN PEOPLE'S AID	Public order and security services	110,135.00
Pakistan	FUSO MASTER MOTORS PRIVATE LIMITED	Motor vehicles and parts	970,211.97
Pakistan	ISLAMABAD MARRIOTT HOTEL	Travel, food and lodging	43,560.00
Pakistan	UN WOMEN PAKISTAN	Education and training services	107,463.20
Panama	CIVIL WORK S.A.	Building and maintenance services	12,085,948.83
Panama	ESPACIOS Y SOLUCIONES, S.A.	Building and maintenance services	36,541.30
Panama	FERNANDO COTRIM BARBIERI	Building and maintenance services	160,000.00
Panama	FUNDACION CIUDAD DEL SABER	Management and admin services	33,630.80
Panama	FURSYS	Furniture	42,535.66
Panama	MONTEMAR SERVICES CORP.	Farming, fishing, forestry services	34,654.45
Panama	OFFICE CONCEPT TECHNOLOGY INC.	Engineering and research services	66,162.02
Panama	PANAMA CAR RENTAL, S.A.	Transportation, storage, mail services	36,507.85
Paraguay	ARMANDO ARIEL GONZALEZ CACERES	Farming, fishing, forestry services	531,835.90
Paraguay	ATENA S.A.	Farming, fishing, forestry services	602,239.94
Paraguay	AUGUSTO ORTELLADO NARVAEZ	Building and maintenance services	246,518.68
Paraguay	AUTO CONTROL SA	Farming, fishing, forestry services	335,787.01
Paraguay	CIRILO ACOSTA ESPINOLA	Farming, fishing, forestry services	132,401.89
Paraguay	COMITE DE MUJERES SAN ROQUE	Farming, fishing, forestry services	223,077.76
Paraguay	DELOITTE ASESORES Y CONSULTORES S.A.	Management and admin services	33,247.00

Location of supplier	Supplier name	Category description	Value (USD)
UNOPS continued			
Paraguay	DERCIO POLTRONHERE	Farming, fishing, forestry services	34,527.77
Paraguay	EDGAR ENRIQUE LOPEZ CORONEL	Farming, fishing, forestry services	206,245.22
Paraguay	ENRIQUE CADOGAN MAAS	Farming, fishing, forestry services	155,526.42
Paraguay	FACULTAD DE ARQUITECTURA, DISEÑO Y ARTE-UN	Education and training services	48,970.14
Paraguay	GABINO RODRIGUEZ MONTANIA	Farming, fishing, forestry services	459,186.58
Paraguay	INTRA SA	Farming, fishing, forestry services	199,778.28
Paraguay	J.J. EMPRENDIMIENTOS GENERALES S.A.	Building and maintenance services	88,897.04
Paraguay	LA CASA DEL MEDICO SA	Medical equipment	30,978.93
Paraguay	LAURA GRISELDA SOSA RIOS	Farming, fishing, forestry services	112,140.68
Paraguay	MARCO LUIS CABALLERO AQUINO	Farming, fishing, forestry services	523,765.34
Paraguay	NELIDA AIDEE MENDOZA RUFINELLI	Industrial cleaning services	46,088.85
Paraguay	OSCAR ANTONIO MEZA SANCHEZ	Farming, fishing, forestry services	805,080.81
Paraguay	POTENZA DE LUIS JORGE RENNA CUEVAS	Farming, fishing, forestry services	261,612.35
Paraguay	ROBERTO DAMIAN BECVORT MEZA	Farming, fishing, forestry services	270,803.92
Paraguay	SANTIAGO PEREIRA CORREA	Farming, fishing, forestry services	109,176.78
Paraguay	TRANS ITAPUA SRL	Farming, fishing, forestry services	45,687.54
Paraguay	VPC SERVICOM DE VIRILA PEREIRA	Farming, fishing, forestry services	279,463.48
Paraguay	YVYPE SRL	Farming, fishing, forestry services	545,389.90
Peru	CONSORCIO MUNA	Building and maintenance services	743,795.92
Peru	ESTUDIO LUIS ECHECOPAR GARCIA S.R.L.	Management and admin services	69,997.54
Peru	GCAQ INGENIEROS CIVILES S.A.C.	Building and maintenance services	240,867.25
Peru	GMI SA INGENIEROS CONSULTORES	Building and maintenance services	197,783.63
Peru	HIDROSAT Y MEDIO AMBIENTE SAC	Building and maintenance services	38,323.05
Peru	J.E. CONSTRUCCIONES GENERALES S.A.	Building and maintenance services	33,633.10
Peru	LEONMARCIAL ARQUITECTOS SAC	Building and maintenance services	426,424.30
Peru	UNDP / PERU	Building and maintenance services	6,488.06
Peru	UNDP / PERU	Engineering and research services	2,070.54
Peru	UNDP / PERU	Financial and insurance services	1,382.88
Peru	UNDP / PERU	Industrial cleaning services	47,742.39
Peru	UNDP / PERU	Management and admin services	108,589.65
Peru	UNDP / PERU	Paper materials and products	3,707.46
Peru	UNDP / PERU	Politics and civic affairs services	1,092.39
Peru	UNDP / PERU	Public order and security services	56,282.59
Peru	UNDP / PERU	Public sector related services	21,414.47
Philippines	CD TECHNOLOGIES ASIA, INCORPORATED	Management and admin services	114,222.84
Philippines	COCO LIGHT TRADING CORP.	Management and admin services	43,871.61
Philippines	COCO LIGHT TRADING CORP.	Transportation, storage, mail services	882.96
Philippines	E.P. CORNEJO CONSTRUCTION	Building and maintenance services	37,318.05
Philippines	GRAINPRO PHILIPPINES, INC	Laboratory and testing equipment	91,000.00
Philippines	WSP PHILIPPINES, INC	Engineering and research services	271,326.80
Portugal	CTEL – COMPANHIA DE TECNOLOGIAS DE EMPRES	Building and maintenance services	30,796.10
Portugal	CTEL – COMPANHIA DE TECNOLOGIAS DE EMPRES	Power generation machinery	60,275.54
Portugal	FUTURVIDA, LDA	Motor vehicles and parts	873,529.41
Republic of Korea	HEALCERION CO. LTD	Education and training services	1,980.00
Republic of Korea	HEALCERION CO. LTD	Land, building and structures	6,930.00
Republic of Korea	HEALCERION CO. LTD	Medical equipment	90,090.00
Republic of Korea	STANDARD DIAGNOSTICS, INC.	Laboratory and testing equipment	1,040,238.97
Republic of Korea	STANDARD DIAGNOSTICS, INC.	Transportation, storage, mail services	77,876.53
Saint Lucia	OB SADOO ENGINEERING SERVICES LTD	Building and maintenance services	260,800.00
Saint Lucia	VCGP SAINTE LUCIE	Environmental services	5,336,886.33
Saudi Arabia	DESERT TECHNOLOGIES FACTORY CO. FOR INDUS	Power generation machinery	174,145.71
Senegal	FAYE MBAYE MBENGUE	Management and admin services	48,027.44
Senegal	HOPITAL PRINCIPAL DE DAKAR	Office equipment	80,179.39
Senegal	SHB NOVOTEL	Travel, food and lodging	35,257.74
Senegal	SOTOUSO	Management and admin services	216.80
Senegal	SOTOUSO	Travel, food and lodging	29,846.19
Serbia	AIGO BUSINESS SYSTEM DOO BEOGRAD	Domestic appliances and electronics	5,134.41
Serbia	AIGO BUSINESS SYSTEM DOO BEOGRAD	IT and communications equipment	4,057.91
Serbia	AIGO BUSINESS SYSTEM DOO BEOGRAD	Printing, photo and AV equipment	24,966.18
Serbia	ALPHA IMAGING D.O.O.	Laboratory and testing equipment	116,660.00
Serbia	AMI-MONTER DOO	Building and maintenance services	90,496.36
Serbia	ASOCIJACIJA ZA RAZVOJ IBARSKE DOLINE	Farming, fishing, forestry services	67,850.00
Serbia	BALKANIJA DOO	Building and maintenance services	37,615.00
Serbia	BAUPLUS DOO BEOGRAD	Building and maintenance services	61,786.72
Serbia	CESID DOO	Management and admin services	59,670.00
Serbia	DEKOR INVEST DOO PRIBOJ	Building and maintenance services	81,761.59
Serbia	FORMA ANTIKA D.O.O	Building and maintenance services	57,915.00
Serbia	GAT D.O.O. NOVI SAD	Building and maintenance services	154,927.87
Serbia	GP KOMPRESOR ING DOO	Building and maintenance services	513,662.65
Serbia	GRADING D.O.O.	Building and maintenance services	72,917.89
Serbia	INGRAP-OMNI DOO	Building and maintenance services	171,642.02
Serbia	MIROSS D.O.O.	Travel, food and lodging	83,374.26
Serbia	NIKOM-AUTO DOO	Motor vehicles and parts	502,713.00
Serbia	PLAN-MONTAZA D.O.O. BLACE	Building and maintenance services	55,961.31
Serbia	RAPID - PRODUKT DOO VALJEVO	Building and maintenance services	35,497.70
Serbia	SUPERLAB D.O.O	Laboratory and testing equipment	41,804.88
Serbia	TRIVAX VV DOO	IT and communications equipment	10,084.00
Serbia	TRIVAX VV DOO	Laboratory and testing equipment	53,512.00
Serbia	TRIVAX VV DOO	Medical equipment	37,020.00
Serbia	V+O COMMUNICATIONS LTD D.O.O.	Management and admin services	41,288.75
Serbia	VIVOGEN D.O.O. BEOGRAD	Furniture	45,500.00
Serbia	VIVOGEN D.O.O. BEOGRAD	Laboratory and testing equipment	180,280.00
Serbia	VIVOGEN D.O.O. BEOGRAD	Medical equipment	8,640.00
Sierra Leone	A B NINKA ENTERPRISES	Engineering and research services	348,378.06

Location of supplier	Supplier name	Category description	Value (USD)
UNOPS continued			
Sierra Leone	ABERDEEN COMPLEX SL LTD	Management and admin services	57,500.00
Sierra Leone	AFCOM SIERRA LEONE LTD	Engineering and research services	49,800.00
Sierra Leone	ALTITUDE LOGISTICS COMPANY LTD	Material handling machinery	88,590.26
Sierra Leone	ALTITUDE LOGISTICS COMPANY LTD	Transportation, storage, mail services	30,330.21
Sierra Leone	ANHAL PROPERTY INVESTMENT COMPANY LIMITE	Management and admin services	67,800.00
Sierra Leone	ANHAL PROPERTY INVESTMENT COMPANY LIMITE	Transportation, storage, mail services	36,000.00
Sierra Leone	APTECH AFRICA LIMITED	Building and maintenance services	69,377.00
Sierra Leone	APTECH AFRICA LIMITED	Engineering and research services	9,820.00
Sierra Leone	APTECH AFRICA LIMITED	Public sector related services	1,182,650.60
Sierra Leone	ATAK ENGINEERING & CONSTRUCTION ENTERPRI	Engineering and research services	225,476.00
Sierra Leone	BULLOM CONSTRUCTION AND GENERAL SERVICE	Farming, fishing, forestry services	31,637.90
Sierra Leone	EMMAN'S TRANSPORT GENERAL SERVICES	Material handling machinery	93,038.17
Sierra Leone	FRONTIER BUSINESS SOLUTIONS LIMITED SL	Power generation machinery	245,351.86
Sierra Leone	HARISS CONSTRUCTION AND ENGINEERING SERV	Healthcare services	49,931.22
Sierra Leone	HARISS CONSTRUCTION AND ENGINEERING SERV	Land, building and structures	53,593.00
Sierra Leone	HAYAT AUTOTECH AUTO CENTER	Transportation, storage, mail services	67,000.00
Sierra Leone	JAM HOLDINGS LIMITED	Land, building and structures	43,836.50
Sierra Leone	NANEFINOH CONSTRUCTION AND GENERAL SERV	Engineering and research services	38,156.16
Sierra Leone	NATION BUILDERS AND ENGINEERS	Engineering and research services	167,954.00
Sierra Leone	NP (SL) LIMITED	Fuels and lubricants etc.	67,000.00
Sierra Leone	RELIANCE INSURANCE TRUST CORP (SL) LTD	Financial and insurance services	31,709.18
Sierra Leone	SEA AND LAND SERVICES LIMITED	Transportation, storage, mail services	84,000.00
Sierra Leone	SUMUJEFEH CONSTRUCTION & GENERAL SERVICE	Land, building and structures	73,425.10
Sierra Leone	YADA WILLIAMS AND ASSOCIATES	Management and admin services	47,800.00
Sierra Leone	YESHU INVESTMENT SL	Engineering and research services	354,896.00
Singapore	DALHOUSIE STREET HOLDINGS PTE. LTD.	Engineering and research services	30,060.00
Singapore	FLEISCHHACKER GMBH & CO. KG	Financial and insurance services	167.97
Singapore	FLEISCHHACKER GMBH & CO. KG	IT and communications equipment	39,543.28
Singapore	FLEISCHHACKER GMBH & CO. KG	Medical equipment	874.19
Singapore	FLEISCHHACKER GMBH & CO. KG	Transportation, storage, mail services	1,711.96
Singapore	FLEISCHHACKER LLP	Medical equipment	27,358.38
Singapore	FLEISCHHACKER LLP	Transportation, storage, mail services	7,500.00
Singapore	MYINT HAN	Management and admin services	552,000.00
Singapore	TUV SUD PSB PTE LTD	Transportation, storage, mail services	103,250.00
Somalia	AAMIN ORGANISATION	Financial and insurance services	839.25
Somalia	AAMIN ORGANISATION	Politics and civic affairs services	55,950.00
Somalia	AL-KHAIRAT BUILDING MATERIALS LIMITED	Land, building and structures	329,008.17
Somalia	ALHAYAAT CONSTRUCTION AND LOGISTIC COMP	Travel, food and lodging	48,560.00
Somalia	ALIHSAN BUSINESS CENTRE	Furniture	98,350.00
Somalia	BAIDOA ELECTRIC COMPANY	Engineering and research services	36,000.00
Somalia	BLUE ENGINEERING AND TRANSPORT-BEAT	Building and maintenance services	500,000.00
Somalia	DEEQA CONSTRUCTION AND WATER WELL DRILLI	Cleaning equipment	32,898.50
Somalia	DOCOL CONSTRUCTION, REHABILITATION &TRAD	Building and maintenance services	87,444.68
Somalia	DOCOL CONSTRUCTION, REHABILITATION &TRAD	Financial and insurance services	1,500.00
Somalia	DOCOL CONSTRUCTION, REHABILITATION &TRAD	Management and admin services	35,619.25
Somalia	FEYNUS GENERAL TRADING AND CONSTRUCTION	IT and communications equipment	38,680.00
Somalia	FEYNUS GENERAL TRADING AND CONSTRUCTION	Office equipment	3,750.00
Somalia	FOWZI LOGISTICS, CONSTRUCTION. & GENERAL T	Structures, construction components	109,413.50
Somalia	GAABOW CONSTRUCTION COMPANY	Building and maintenance services	99,974.54
Somalia	HALMAAL CONSTRUCTION & LOGISTICS COMPAN	Building and maintenance services	707,073.00
Somalia	HALMAAL CONSTRUCTION & LOGISTICS COMPAN	Financial and insurance services	10,606.00
Somalia	HANAD CONSTRUCTION & GENERAL TRADING CO	Material handling machinery	47,418.17
Somalia	HORN AFRICA CONSULTANTS LIMITED (HACOF)	Education and training services	37,728.45
Somalia	HORN AFRICA CONSULTANTS LIMITED (HACOF)	Financial and insurance services	565.93
Somalia	INDHADEERO GROUP	Financial and insurance services	529.63
Somalia	INDHADEERO GROUP	Management and admin services	35,308.50
Somalia	MINISTRY OF FINANCE- FEDERAL GOVERNMENT C	Financial and insurance services	30,770.99
Somalia	MINISTRY OF PUBLIC WORKS	Education and training services	21,550.00
Somalia	MINISTRY OF PUBLIC WORKS	Financial and insurance services	1,391.16
Somalia	MINISTRY OF PUBLIC WORKS	Management and admin services	71,194.00
Somalia	SAHAL GENERAL STORE	Office equipment	38,931.20
Somalia	SOMALI POLIS FORCE	Management and admin services	30,000.00
Somalia	TRACK BUSINESS AND GENERAL SUPPLIES LIMITE	Financial and insurance services	1,419.00
Somalia	TRACK BUSINESS AND GENERAL SUPPLIES LIMITE	Travel, food and lodging	104,060.00
Somalia	WARSHIIKH RURAL DEVELOPMENT ORGANIZATIO	Education and training services	48,898.65
South Africa	BAYER (PTY) LTD.	Live plant and animal material	137,149.08
South Africa	DENEL (PTY) LTD	Travel, food and lodging	195,633.03
South Africa	HOLDFAST SYSTEMS PTY LTD	Security and safety equipment	82,343.00
South Africa	OMDS ENGINEERING AND SUPPLIES CC	Apparel, luggage and personal care	39,832.00
South Africa	OMDS ENGINEERING AND SUPPLIES CC	Farming, fishing equipment	40,253.40
South Africa	OTT TECHNOLOGIES (PTY) LTD	Electrical systems components	70,352.64
South Africa	OTT TECHNOLOGIES (PTY) LTD	Industrial manufacturing services	22,464.00
South Africa	OTT TECHNOLOGIES (PTY) LTD	Motor vehicles and parts	6,141,337.99
South Africa	OTT TECHNOLOGIES (PTY) LTD	Security and safety equipment	582,700.03
South Africa	OTT TECHNOLOGIES (PTY) LTD	Transportation, storage, mail services	199,190.66
South Sudan	AFRI GENERAL TRADING CO. LTD	Cleaning equipment	68,000.00
South Sudan	AFRI VENTURES LTD	Domestic appliances and electronics	64,650.00
South Sudan	AMETAL AFRICA LTD	Building and maintenance services	242,272.54
South Sudan	AP-TECH CONTRACTORS CO. LTD	Power generation machinery	218,072.10
South Sudan	ASAL GENERAL TRADING COMPANY LTD	Material handling machinery	79,000.00
South Sudan	ASAL GENERAL TRADING COMPANY LTD	Transportation, storage, mail services	66,000.00
South Sudan	ASHER GENERAL TRADING CO. LTD	Paper materials and products	49,093.30
South Sudan	AWET HEAVY MACHINERY & CONSTRUCTION COM	Building and maintenance services	1,894,448.00
South Sudan	CANAAN CONSTRUCTION COMPANY LTD	Building and maintenance services	2,075,711.63

Location of supplier	Supplier name	Category description	Value (USD)
UNOPS continued			
South Sudan	CANAAN CONSTRUCTION COMPANY LTD	Mineral and textile materials	124,000.00
South Sudan	CANAAN CONSTRUCTION COMPANY LTD	Structures, construction components	72,000.00
South Sudan	COCO TRAVEL LIMITED	Material handling machinery	516,480.00
South Sudan	COCO TRAVEL LIMITED	Motor vehicles and parts	435,780.00
South Sudan	COCO TRAVEL LIMITED	Transportation, storage, mail services	100,271.00
South Sudan	DESTINY INVESTMENT & SUPPLIES CO. LTD	Public order and security services	49,500.00
South Sudan	EAST AFRO CONSTRUCTION ENGINEERING & TRAI	Building and maintenance services	307,873.69
South Sudan	EMAHA GENERAL CONSTRUCTION AND TRADING	Building and maintenance services	129,255.40
South Sudan	FREIGHT IN TIME LTD	Motor vehicles and parts	495,318.00
South Sudan	FREIGHT IN TIME LTD	Transportation, storage, mail services	143,689.00
South Sudan	GLORIOUS INVESTMENTS CO LTD	Cleaning equipment	34,000.00
South Sudan	GOLDEN RELIEF RESOURCES LLC	Land, building and structures	82,500.00
South Sudan	JEROME AND SONS GENERAL SUPPLIES LTD	Cleaning equipment	257,242.20
South Sudan	MAWACO INTERNATIONAL COMPANY LTD	Building and maintenance services	232,753.69
South Sudan	MBF CONSTRUCTION COMPANY LIMITED	Building and maintenance services	56,644.00
South Sudan	NIRVANA INVESTMENT CO LTD	Building and maintenance services	81,196.98
South Sudan	OMASKI SAI INFRA CO. LTD	Politics and civic affairs services	209,832.00
South Sudan	PREMIER GROUP LTD	Domestic appliances and electronics	110,485.20
South Sudan	REDCO COMPANY LIMITED	Building and maintenance services	113,243.97
South Sudan	SHE INTERNATIONAL INVESTMENT LTD	Cleaning equipment	30,888.00
South Sudan	SHE INTERNATIONAL INVESTMENT LTD	Sports and recreational equipment	350.00
South Sudan	TURBI ENTERPRISES LIMITED	Transportation, storage, mail services	46,575.00
South Sudan	VSF SWITZERLAND	Healthcare services	174,053.54
South Sudan	WORLD FOOD PROGRAMME SOUTH SUDAN	Engineering and research services	71,869.00
South Sudan	WORLD FOOD PROGRAMME SOUTH SUDAN	Public order and security services	90,797.00
South Sudan	WORLD FOOD PROGRAMME SOUTH SUDAN	Public sector related services	70,764.00
South Sudan	ZEREGABER GENERAL TRADING LTD	Tools and general machinery	38,705.90
South Sudan	ZION SUPPLIES LTD	Cleaning equipment	183,985.20
South Sudan	ZION SUPPLIES LTD	Domestic appliances and electronics	130,168.00
South Sudan	ZION SUPPLIES LTD	Furniture	77,940.00
Spain	ARKSUR PLANNING S.L.	Engineering and research services	109,960.00
Spain	CENTRO DE ALIANZAS PARA EL DESARROLLO	Editorial, design, graphic services	150,000.00
Spain	FHECOR INGENIEROS CONSULTORES,S.A.	Engineering and research services	145,280.00
Spain	REDONDO Y GARCIA, S.A	Sports and recreational equipment	81,403.00
Spain	TECNOVE SECURITY S.L	Motor vehicles and parts	797,946.09
Spain	VOLVO OCEAN RACE S.L.U	Management and admin services	554,502.37
Sri Lanka	BABITHAN CONSTRUCTION	Building and maintenance services	88,164.78
Sri Lanka	DIAS ENGINEERS	Building and maintenance services	104,338.23
Sri Lanka	GAGI CONTRACTORS	Engineering and research services	82,113.38
Sri Lanka	GAGI CONTRACTORS	Farming, fishing, forestry services	224,700.33
Sri Lanka	INTERNATIONAL WATER MANAGEMENT INSTITUT	Management and admin services	111,869.00
Sri Lanka	J N CONSTRUCTION (PVT) LTD	Land, building and structures	104,623.91
Sri Lanka	LANKA ASHOK LEYLAND PLC	Motor vehicles and parts	96,590.57
Sri Lanka	RESOURCES DEVELOPMENT CONSULTANTS (PVT)	Engineering and research services	108,246.10
Sri Lanka	S. M. A. CONSTRUCTIONS (PVT) LTD	Farming, fishing, forestry services	244,871.19
Sudan	ALBUGAA COMPUTER & TELECOMMUNICATION	IT and communications equipment	34,235.41
Sudan	ALBUGAA COMPUTER & TELECOMMUNICATION	Mining and well drilling equipment	1,211.01
Sudan	ALBUGAA COMPUTER & TELECOMMUNICATION	Power generation machinery	6,116.21
Sudan	ALBUGAA COMPUTER & TELECOMMUNICATION	Printing, photo and AV equipment	3,241.59
Sudan	ASHRAF AND SALAH FOR STUDIES & DESIGNS	Farming, fishing, forestry services	60,100.00
Sudan	ELGROOP FOR CONTRACTING &TRADING ENTERP	Building and maintenance services	226,366.80
Sudan	ELSHINAIF FOR TRADING AND CONTRACTING	Mining and well drilling equipment	43,800.00
Sudan	GABANI COMPUTER COMPANY	Cleaning equipment	353.62
Sudan	GABANI COMPUTER COMPANY	Domestic appliances and electronics	1,044.01
Sudan	GABANI COMPUTER COMPANY	IT and communications equipment	43,348.67
Sudan	GABANI COMPUTER COMPANY	Printing, photo and AV equipment	4,653.12
Sudan	WFP EMERGENCY OPERATION IN SUDAN	Transportation, storage, mail services	50,000.00
Sudan	ZOA	Politics and civic affairs services	490,654.14
Sweden	BIAB INTERNATIONAL AB	Cleaning equipment	222,763.16
Sweden	STOCKHOLM INTERNATIONAL WATER INSTITUTE	Education and training services	57,800.00
Switzerland	AIRPLUS INTERNATIONAL LTD	Transportation, storage, mail services	2,411,579.93
Switzerland	ANGLO MEDIA SA	Management and admin services	248,300.00
Switzerland	ARKADIN SWISS S.A.	Engineering and research services	34,794.69
Switzerland	CWT BEHEERMAATSCHAPPIJ B.V.	Transportation, storage, mail services	156,253.85
Switzerland	EVERIS SPAIN S.L.U	Engineering and research services	118,483.41
Switzerland	FIPOI-FONDATION DES IMMEUBLES	Management and admin services	339,518.94
Switzerland	FONDATION POUR L'ETUDE DES RELATIONS	Engineering and research services	41,480.00
Switzerland	FONDATION POUR L'ETUDE DES RELATIONS	Politics and civic affairs services	70,950.00
Switzerland	GENEVA INT'L CENTRE HUMANITARIA DEMINING	Editorial, design, graphic services	48,300.00
Switzerland	GSDH KREATIVAGENTUR GMBH	Management and admin services	57,785.00
Switzerland	HINDERLING VOLKART AG	Editorial, design, graphic services	73,600.00
Switzerland	INTERHYVE SARL	Engineering and research services	144,864.71
Switzerland	INTERHYVE SARL	Management and admin services	46,296.30
Switzerland	MCKINSEY & COMPANY, INC. SWITZERLAND	Management and admin services	295,000.00
Switzerland	MULTICOLOR SA	Editorial, design, graphic services	49,049.05
Switzerland	SWISSCOM (SWITZERLAND) LTD	Engineering and research services	33,485.98
Switzerland	SWISSCOM (SWITZERLAND) LTD	Public sector related services	84,515.17
Switzerland	SWISSCOM FIX GRANDES ENTREPRISES	Engineering and research services	32,060.21
Switzerland	THE GLOBAL FUND TO FIGHT AIDS, TUBERCULOSI	Building and maintenance services	85,829.03
Switzerland	THE GLOBAL FUND TO FIGHT AIDS, TUBERCULOSI	Management and admin services	28,608.35
Switzerland	THE IT GUYS SARL	Management and admin services	82,419.68
Switzerland	TOURING CLUB SUISSE	Management and admin services	50,264.33
Switzerland	UNCTAD TRUST FUND	Management and admin services	342,800.00
Switzerland	UNITED NATIONS INSTITUTE FOR TRAINING AND I	Education and training services	72,760.00

Location of supplier	Supplier name	Category description	Value (USD)
UNOPS continued			
Syrian Arab Republic	AL ZEIN COMPANY	Building and maintenance services	269,929.52
Syrian Arab Republic	SYRIAN SAUDI CO.TOURISTIC INVESTMENTS	Management and admin services	1,456,087.20
Thailand	CENTRAL WORLD HOTEL CO., LTD.	Travel, food and lodging	124,223.37
Thailand	DIS COMPUTER (THAILAND) COMPANY LIMITED	IT and communications equipment	69,549.69
Thailand	PROMOTION OF APPROPRIATE TECHNOLOGY CO.	Mining and well drilling equipment	184,817.09
Thailand	Q BIOSCIENCE CO., LTD.	Medical equipment	942,086.60
Thailand	Q BIOSCIENCE CO., LTD.	Transportation, storage, mail services	93,173.40
Thailand	RMA AUTOMOTIVE CO LTD	Motor vehicles and parts	430,373.00
Thailand	T.C.C. COMMERCIAL PROPERTY MANAGEMENT CC	Management and admin services	37,966.05
Thailand	UNESCAP	Management and admin services	225,192.00
Togo	ESSE AZIAGBEDE AMOUZOU	Engineering and research services	13,582.00
Togo	ESSE AZIAGBEDE AMOUZOU	Management and admin services	30,636.56
Trinidad and Tobago	INTERNATIONAL PROJECT INITIATIVES LIMITED	Healthcare services	41,773.53
Tunisia	ATLANTIS VOYAGES	Transportation, storage, mail services	35,878.94
Tunisia	AWATEF ZARAI	Land, building and structures	63,795.92
Tunisia	BITS INFORMATIQUE	Domestic appliances and electronics	46,300.00
Tunisia	BITS INFORMATIQUE	Electrical systems components	3,450.00
Tunisia	BITS INFORMATIQUE	Engineering and research services	2,600.00
Tunisia	BITS INFORMATIQUE	IT and communications equipment	31,340.00
Tunisia	CFE TUNISIE	Land, building and structures	269,719.56
Tunisia	COGERH SELECTION	Education and training services	24,609.77
Tunisia	COGERH SELECTION	Furniture	53,869.05
Tunisia	COGERH SELECTION	IT and communications equipment	124,853.30
Tunisia	ENNAKL	Motor vehicles and parts	30,235.16
Tunisia	ENTREPRISE BATIMENT DERBALI NEBIL	Building and maintenance services	125,738.94
Tunisia	ENTREPRISE DE BATIMENT ET DE SERVICE MULTIP	Building and maintenance services	37,378.14
Tunisia	ENTREPRISE SLAHEDDINE GOUAED DE BATIMENT	Building and maintenance services	127,275.29
Tunisia	IMED BESSIOUD	Land, building and structures	69,956.95
Tunisia	INFOLOG	Domestic appliances and electronics	3,982.37
Tunisia	INFOLOG	IT and communications equipment	63,910.09
Tunisia	SOCIETE DES GRANDS TRAVAUX ROUTIERS	Land, building and structures	392,154.90
Tunisia	SOCIETE GROUPEMENT WALID BEN ROMDHANE	Land, building and structures	358,158.20
Tunisia	SOCIETE INFOTEC SARL	Building and maintenance services	4,775.55
Tunisia	SOCIETE INFOTEC SARL	Education and training services	397.96
Tunisia	SOCIETE INFOTEC SARL	Security and safety equipment	66,596.74
Tunisia	SOCIETE SYSTEC	IT and communications equipment	32,872.00
Tunisia	SOCIETE SYSTEC	Office equipment	16,400.00
Tunisia	STAFIM PEUGEOT	Motor vehicles and parts	37,722.41
Tunisia	STE BEN BRAHIM MATÉRIAUX DE CONSTRUCTION	Building and maintenance services	65,650.00
Tunisia	SYSTEMS PLUS	Electrical systems components	25,785.73
Tunisia	SYSTEMS PLUS	IT and communications equipment	117,265.37
Turkey	GNG OFSET MATBAACILIK AMBALAJ SANAYI VE TIC	Editorial, design, graphic services	6,048.00
Turkey	GNG OFSET MATBAACILIK AMBALAJ SANAYI VE TIC	Material handling machinery	96,720.00
Turkey	GNG OFSET MATBAACILIK AMBALAJ SANAYI VE TIC	Office equipment	17,784.00
Turkey	GNG OFSET MATBAACILIK AMBALAJ SANAYI VE TIC	Paper materials and products	9,984.00
Turkey	IBC - INTELLIGENT BUSINESS CENTER	Travel, food and lodging	45,592.70
Turkey	SECURITAS GUVENLIK HIZMETLERI A.S	Public order and security services	31,173.66
Uganda	DELOITTE UGANDA LTD	Management and admin services	306,611.00
Uganda	FENON ENTERTAINMENT LTD	Travel, food and lodging	40,000.00
Uganda	IMPERIAL RESORT BEACH HOTEL	Travel, food and lodging	157,368.96
Uganda	MULTIPLE INDUSTRIES LTD	Structures, construction components	39,453.12
Uganda	POLAD UGANDA LTD	Building and maintenance services	51,136.00
Uganda	SPEKE RESORT & CONFERENCE CENTRE	Travel, food and lodging	103,002.51
Uganda	UN REGIONAL CENTER ENTEBBE (UN RSCE)	Fuels and lubricants etc.	70,843.90
Uganda	UN REGIONAL CENTER ENTEBBE (UN RSCE)	Healthcare services	790.00
Uganda	UN REGIONAL CENTER ENTEBBE (UN RSCE)	Management and admin services	10,130.00
Uganda	VOLT-MARK UGANDA LIMITED	Distribution equipment	37,500.00
Ukraine	ANALYTICAL CENTER FOR DEVELOPMENT INITIATI	Management and admin services	93,645.00
Ukraine	CENTER FOR INNOVATIONS AND SUSTAINABLE	Management and admin services	42,000.00
Ukraine	DEKOM UKRAINE LTD.	Engineering and research services	147,396.25
Ukraine	DEKOM UKRAINE LTD.	IT and communications equipment	252,392.64
Ukraine	FOREIGN TRADE FIRM "KRAZ", LTD	Transportation, storage, mail services	91,256.22
Ukraine	INTEGRITY SYSTEMS LTD	IT and communications equipment	54,918.00
Ukraine	INTEGRITY SYSTEMS LTD	Printing, photo and AV equipment	79,258.90
Ukraine	LIMITED LIABILITY ASSET MANAGEMENT COMPAN	Management and admin services	74,160.00
Ukraine	PRIVATE JOINT-STOCK COMPANY METEK	Motor vehicles and parts	115,621.99
Ukraine	UKROBORONSERVICE STATE COMPANY	Chemicals	318,220.00
Ukraine	UKROBORONSERVICE STATE COMPANY	Medical equipment	180,800.00
Ukraine	UKROBORONSERVICE STATE COMPANY	Public order and security services	950,596.50
Ukraine	UKROBORONSERVICE STATE COMPANY	Transportation, storage, mail services	524,698.00
Ukraine	ZDRAVO LLC	Medical equipment	205,000.00
United Arab Emirates	ABO SORA CONSTRUCTION CO. LTD.	Building and maintenance services	375,614.18
United Arab Emirates	AL MUTHATHAWERAH MEDICAL & LAB EQUIP. TR	Financial and insurance services	83.99
United Arab Emirates	AL MUTHATHAWERAH MEDICAL & LAB EQUIP. TR	Laboratory and testing equipment	62,766.74
United Arab Emirates	AL MUTHATHAWERAH MEDICAL & LAB EQUIP. TR	Transportation, storage, mail services	811.87
United Arab Emirates	CTG GLOBAL MANAGED SERVICES DMCC	Building and maintenance services	10,000.00
United Arab Emirates	CTG GLOBAL MANAGED SERVICES DMCC	Editorial, design, graphic services	8,996.41
United Arab Emirates	CTG GLOBAL MANAGED SERVICES DMCC	Education and training services	4,589,489.70
United Arab Emirates	CTG GLOBAL MANAGED SERVICES DMCC	Engineering and research services	1,260,866.92
United Arab Emirates	CTG GLOBAL MANAGED SERVICES DMCC	Land, building and structures	31,500.00
United Arab Emirates	CTG GLOBAL MANAGED SERVICES DMCC	Management and admin services	1,783,275.49
United Arab Emirates	CTG GLOBAL MANAGED SERVICES DMCC	Politics and civic affairs services	3,240,821.26
United Arab Emirates	CTG GLOBAL MANAGED SERVICES DMCC	Public order and security services	5,330,316.42
United Arab Emirates	CTG GLOBAL MANAGED SERVICES DMCC	Transportation, storage, mail services	991,035.08

Location of supplier	Supplier name	Category description	Value (USD)
UNOPS continued			
United Arab Emirates	CTG GLOBAL MANAGED SERVICES DMCC	Travel, food and lodging	2,100.00
United Arab Emirates	DOCEBO EMEA FZ LLC	Education and training services	117,450.00
United Arab Emirates	FG WILSON (ENGINEERING) FZE	Power generation machinery	89,574.54
United Arab Emirates	G4S ORDNANCE MANAGEMENT LIMITED	Engineering and research services	1,719,412.00
United Arab Emirates	G4S ORDNANCE MANAGEMENT LIMITED	Public order and security services	11,008,610.00
United Arab Emirates	INTERNATIONAL ARMORED GROUP FZE	Motor vehicles and parts	815,830.00
United Arab Emirates	ISAT AFRICA LIMITED FZC	Engineering and research services	109,399.49
United Arab Emirates	MAHINDRA EMIRATES VEHICLE ARMOURING FZ. L	Motor vehicles and parts	482,771.00
United Arab Emirates	MOGAS INTERNATIONAL LTD	Fuels and lubricants etc.	37,760.00
United Arab Emirates	NRS RELIEF FZE	Sports and recreational equipment	49,600.00
United Arab Emirates	O.K.I GENERAL TRADING LLC	Structures, construction components	2,740,976.80
United Arab Emirates	O.K.I GENERAL TRADING LLC	Transportation, storage, mail services	98,000.00
United Arab Emirates	OLIVE GROUP FZ LLC	Education and training services	152,303.23
United Arab Emirates	OLIVE GROUP FZ LLC	Politics and civic affairs services	33,126.30
United Arab Emirates	OLIVE GROUP FZ LLC	Public order and security services	2,969,839.16
United Arab Emirates	PCA GENERAL TRADING LLC	Domestic appliances and electronics	7,267.00
United Arab Emirates	PCA GENERAL TRADING LLC	Laboratory and testing equipment	18,135.00
United Arab Emirates	PCA GENERAL TRADING LLC	Printing, photo and AV equipment	9,338.00
United Arab Emirates	PCA GENERAL TRADING LLC	Transportation, storage, mail services	42,189.93
United Arab Emirates	PENTAPOLIS TRADE F ZE	Live plant and animal material	2,211,321.60
United Arab Emirates	SOLARWAY FZE	Electrical systems components	103,430.00
United Arab Emirates	SOLARWAY FZE	Transportation, storage, mail services	4,320.00
United Arab Emirates	STREIT GROUP FZE	Mining and well drilling equipment	265,385.43
United Arab Emirates	TRILOK MARKETING AND TRADING LLC	Domestic appliances and electronics	48,348.30
United Arab Emirates	TRILOK MARKETING AND TRADING LLC	Transportation, storage, mail services	3,900.26
United Arab Emirates	TRUEBELL MARKETING & TRADING L.L.C.	Farming, fishing equipment	8,972.00
United Arab Emirates	TRUEBELL MARKETING & TRADING L.L.C.	Motor vehicles and parts	51,315.00
United Kingdom of Great Britain and Northern Ireland	3DX-RAY LTD	Security and safety equipment	114,720.00
United Kingdom of Great Britain and Northern Ireland	ADDFIELD ENVIRONMENTAL SYSTEM LTD	Cleaning equipment	46,000.00
United Kingdom of Great Britain and Northern Ireland	ALLEN-VANGUARD LTD	Education and training services	232,394.20
United Kingdom of Great Britain and Northern Ireland	ALLEN-VANGUARD LTD	Engineering and research services	34,140.00
United Kingdom of Great Britain and Northern Ireland	ALLEN-VANGUARD LTD	IT and communications equipment	14,922.00
United Kingdom of Great Britain and Northern Ireland	ALLEN-VANGUARD LTD	Mining and well drilling equipment	5,656.00
United Kingdom of Great Britain and Northern Ireland	ALLEN-VANGUARD LTD	Power generation machinery	776.00
United Kingdom of Great Britain and Northern Ireland	ALLEN-VANGUARD LTD	Public order and security services	49,572.00
United Kingdom of Great Britain and Northern Ireland	ALLEN-VANGUARD LTD	Security and safety equipment	404,830.75
United Kingdom of Great Britain and Northern Ireland	ALLEN-VANGUARD LTD	Transportation, storage, mail services	10,500.00
United Kingdom of Great Britain and Northern Ireland	ATOM TRAINING LTD	Engineering and research services	49,900.00
United Kingdom of Great Britain and Northern Ireland	ATOM TRAINING LTD	Public order and security services	483,373.92
United Kingdom of Great Britain and Northern Ireland	BEYOND WORDS STUDIO LTD	Editorial, design, graphic services	260,203.50
United Kingdom of Great Britain and Northern Ireland	BRAUN AND COMPANY LIMITED	Medical equipment	30,468.99
United Kingdom of Great Britain and Northern Ireland	DULAS LTD.	Domestic appliances and electronics	30,039.16
United Kingdom of Great Britain and Northern Ireland	DULAS LTD.	Financial and insurance services	1,468.79
United Kingdom of Great Britain and Northern Ireland	DULAS LTD.	Power generation machinery	359,460.43
United Kingdom of Great Britain and Northern Ireland	DULAS LTD.	Tools and general machinery	1,150.55
United Kingdom of Great Britain and Northern Ireland	DULAS LTD.	Transportation, storage, mail services	13,312.12
United Kingdom of Great Britain and Northern Ireland	DYNASAFE MINETECH LIMITED	Politics and civic affairs services	811,162.00
United Kingdom of Great Britain and Northern Ireland	DYNASAFE MINETECH LIMITED	Public order and security services	14,240,397.10
United Kingdom of Great Britain and Northern Ireland	EBSCO INTERNATIONAL INCORPORATED	Education and training services	101,200.00
United Kingdom of Great Britain and Northern Ireland	ENVIRONMENTAL DESIGN SOLUTIONS LIMITED	Education and training services	10,000.00
United Kingdom of Great Britain and Northern Ireland	ENVIRONMENTAL DESIGN SOLUTIONS LIMITED	IT and communications equipment	40,000.00
United Kingdom of Great Britain and Northern Ireland	ETON INTERNATIONAL LIMITED	Engineering and research services	35,925.00
United Kingdom of Great Britain and Northern Ireland	ETON INTERNATIONAL LIMITED	IT and communications equipment	78,418.00
United Kingdom of Great Britain and Northern Ireland	ETON INTERNATIONAL LIMITED	Printing, photo and AV equipment	5,835.00
United Kingdom of Great Britain and Northern Ireland	ETON INTERNATIONAL LIMITED	Sports and recreational equipment	35,855.00
United Kingdom of Great Britain and Northern Ireland	FELT BRANDING LTD.	Management and admin services	93,800.00
United Kingdom of Great Britain and Northern Ireland	HESCO BASTION LTD	Material handling machinery	256,838.27
United Kingdom of Great Britain and Northern Ireland	HESCO BASTION LTD	Motor vehicles and parts	11,597.95
United Kingdom of Great Britain and Northern Ireland	HESCO BASTION LTD	Transportation, storage, mail services	33,421.39
United Kingdom of Great Britain and Northern Ireland	HUMAN RECOGNITION SYSTEMS LIMITED	Engineering and research services	434,585.54
United Kingdom of Great Britain and Northern Ireland	HUMAN RECOGNITION SYSTEMS LIMITED	IT and communications equipment	59,055.00
United Kingdom of Great Britain and Northern Ireland	HUMAN RECOGNITION SYSTEMS LIMITED	Office equipment	35,640.00
United Kingdom of Great Britain and Northern Ireland	HUMAN RECOGNITION SYSTEMS LIMITED	Published products	7,425.00
United Kingdom of Great Britain and Northern Ireland	HUMAN RECOGNITION SYSTEMS LIMITED	Transportation, storage, mail services	2,975.00
United Kingdom of Great Britain and Northern Ireland	IC PUBLICATIONS LTD	Printing, photo and AV equipment	58,500.00
United Kingdom of Great Britain and Northern Ireland	JJ TACTICAL LLP	Medical equipment	14,446.00
United Kingdom of Great Britain and Northern Ireland	JJ TACTICAL LLP	Security and safety equipment	15,600.00
United Kingdom of Great Britain and Northern Ireland	KEEPSITE SOFTWARE LIMITED	Management and admin services	47,400.00
United Kingdom of Great Britain and Northern Ireland	KIRINTEC LIMITED	Engineering and research services	180,320.00
United Kingdom of Great Britain and Northern Ireland	KIRINTEC LIMITED	Public order and security services	680,964.26
United Kingdom of Great Britain and Northern Ireland	LEGAL & GENERAL INVESTMENT MANAGEMENT LI	Financial and insurance services	210,000.00
United Kingdom of Great Britain and Northern Ireland	MALARIA CONSORTIUM	Management and admin services	66,205.33
United Kingdom of Great Britain and Northern Ireland	MIDLAND LEAD LTD	Laboratory and testing equipment	128,421.57
United Kingdom of Great Britain and Northern Ireland	MINES ADVISORY GROUP	Education and training services	355,229.17
United Kingdom of Great Britain and Northern Ireland	MINES ADVISORY GROUP	Engineering and research services	1,188,944.00
United Kingdom of Great Britain and Northern Ireland	MINES ADVISORY GROUP	Politics and civic affairs services	597,087.84
United Kingdom of Great Britain and Northern Ireland	MINES ADVISORY GROUP	Public order and security services	2,780,766.00
United Kingdom of Great Britain and Northern Ireland	MOORE STEPHENS LLP	Financial and insurance services	1,377,454.35
United Kingdom of Great Britain and Northern Ireland	MOORE STEPHENS LLP	Management and admin services	43,200.00
United Kingdom of Great Britain and Northern Ireland	MOTOROLA SOLUTIONS UK LTD.	Domestic appliances and electronics	291,296.38
United Kingdom of Great Britain and Northern Ireland	MOTOROLA SOLUTIONS UK LTD.	Electrical systems components	38,050.00
United Kingdom of Great Britain and Northern Ireland	MOTOROLA SOLUTIONS UK LTD.	IT and communications equipment	94,418.36
United Kingdom of Great Britain and Northern Ireland	MOTOROLA SOLUTIONS UK LTD.	Power generation machinery	229,562.47
United Kingdom of Great Britain and Northern Ireland	MOTOROLA SOLUTIONS UK LTD.	Transportation, storage, mail services	21,000.00

Location of supplier	Supplier name	Category description	Value (USD)
UNOPS continued			
United Kingdom of Great Britain and Northern Ireland	NIC INSTRUMENTS LTD	Security and safety equipment	115,524.00
United Kingdom of Great Britain and Northern Ireland	NIC INSTRUMENTS LTD	Transportation, storage, mail services	2,706.73
United Kingdom of Great Britain and Northern Ireland	OPTIMA DEFENCE & SECURITY GROUP LTD	Engineering and research services	13,417,611.14
United Kingdom of Great Britain and Northern Ireland	ORGANISATION DEVELOPMENT & RESEARCH LTD.	Education and training services	335,991.52
United Kingdom of Great Britain and Northern Ireland	OSPREA LOGISTICS LIMITED	Transportation, storage, mail services	639,007.80
United Kingdom of Great Britain and Northern Ireland	OVE ARUP & PARTNERS INTERNATIONAL LTD	Management and admin services	30,650.00
United Kingdom of Great Britain and Northern Ireland	OVERSEAS DEVELOPMENT INSTITUTE	Management and admin services	48,896.00
United Kingdom of Great Britain and Northern Ireland	PAKE SERVICES UK LTD	Public sector related services	500,542.22
United Kingdom of Great Britain and Northern Ireland	PEARSON ENGINEERING LTD	Material handling machinery	12,128.90
United Kingdom of Great Britain and Northern Ireland	PEARSON ENGINEERING LTD	Security and safety equipment	165,556.91
United Kingdom of Great Britain and Northern Ireland	PRIME PRODUCTION LTD	Editorial, design, graphic services	93,720.58
United Kingdom of Great Britain and Northern Ireland	RED GATE SOFTWARE LTD	IT and communications equipment	35,952.00
United Kingdom of Great Britain and Northern Ireland	ROBERT PEREGRINE HAMILTON SWANN	Management and admin services	49,550.00
United Kingdom of Great Britain and Northern Ireland	SCANNA MSC LTD	Security and safety equipment	80,700.00
United Kingdom of Great Britain and Northern Ireland	SCANNA MSC LTD	Transportation, storage, mail services	2,110.00
United Kingdom of Great Britain and Northern Ireland	SOCIAL DEVELOPMENT DIRECT	Editorial, design, graphic services	46,141.00
United Kingdom of Great Britain and Northern Ireland	SOCIAL DEVELOPMENT DIRECT	Published products	3,572.00
United Kingdom of Great Britain and Northern Ireland	STRATEGIC AGENDA UK LTD	Editorial, design, graphic services	80,000.00
United Kingdom of Great Britain and Northern Ireland	TALIA LIMITED	Engineering and research services	9,191.50
United Kingdom of Great Britain and Northern Ireland	TALIA LIMITED	IT and communications equipment	117,653.70
United Kingdom of Great Britain and Northern Ireland	TALIA LIMITED	Paper materials and products	956.00
United Kingdom of Great Britain and Northern Ireland	THE NORTHERN TRUST GLOBAL SERVICES LIMITEI	Financial and insurance services	60,000.00
United Kingdom of Great Britain and Northern Ireland	TSAMOTA LIMITED	Laboratory and testing equipment	28,125.00
United Kingdom of Great Britain and Northern Ireland	TSAMOTA LIMITED	Security and safety equipment	30,000.00
United Kingdom of Great Britain and Northern Ireland	UNIT EXPORT LIMITED	Distribution equipment	150,218.00
United Kingdom of Great Britain and Northern Ireland	UNIT EXPORT LIMITED	Education and training services	28,100.00
United Kingdom of Great Britain and Northern Ireland	UNIT EXPORT LIMITED	Engineering and research services	17,900.00
United Kingdom of Great Britain and Northern Ireland	UNIT EXPORT LIMITED	Laboratory and testing equipment	121,695.00
United Kingdom of Great Britain and Northern Ireland	UNIT EXPORT LIMITED	Medical equipment	42,608.70
United Kingdom of Great Britain and Northern Ireland	UNIT EXPORT LIMITED	Mining and well drilling equipment	211,732.00
United Kingdom of Great Britain and Northern Ireland	UNIT EXPORT LIMITED	Motor vehicles and parts	1,131,718.72
United Kingdom of Great Britain and Northern Ireland	UNIT EXPORT LIMITED	Security and safety equipment	285,327.90
United Kingdom of Great Britain and Northern Ireland	UNIT EXPORT LIMITED	Tools and general machinery	32,439.20
United Kingdom of Great Britain and Northern Ireland	UNIT EXPORT LIMITED	Transportation, storage, mail services	3,433.58
United Kingdom of Great Britain and Northern Ireland	VIDERUM LTD	Engineering and research services	114,000.00
United Republic of Tanzania	DEZO CIVIL CONTRACTORS COMPANY LIMITED	Building and maintenance services	1,300,000.00
United Republic of Tanzania	LEDGER PLAZA BAHARI BEACH HOTEL	Management and admin services	10,021.19
United Republic of Tanzania	LEDGER PLAZA BAHARI BEACH HOTEL	Travel, food and lodging	28,319.87
United Republic of Tanzania	NGURDOTO MOUNTAIN LODGE	Travel, food and lodging	189,407.70
United Republic of Tanzania	SETYM INTERNATIONAL INC	Education and training services	56,000.00
United States of America	196 LLC	Sports and recreational equipment	47,500.00
United States of America	451 LEXINGTON REALTY, LLC DBA CLUB QUARTER	Travel, food and lodging	37,344.00
United States of America	708 THIRD AVENUE ASSOCIATES, LLC	Industrial cleaning services	30,000.00
United States of America	708 THIRD AVENUE ASSOCIATES, LLC	Management and admin services	792,085.68
United States of America	AGENCE MALI MANAGEMENT	Public order and security services	98,040.56
United States of America	ALLEN VANGUARD THREAT SOLUTIONS LTD.	Public order and security services	49,572.00
United States of America	AMAZON WEB SERVICES, INC	Engineering and research services	60,118.63
United States of America	AMERICAN K-9 DETECTION SERVICES, LLC	Engineering and research services	2,378,858.87
United States of America	AMERICAN SCIENCE AND ENGINEERING INC	Security and safety equipment	297,000.00
United States of America	AMERICAN SCIENCE AND ENGINEERING INC	Structures, construction components	9,732.00
United States of America	ARK BRYANT PARK LLC	Travel, food and lodging	38,575.83
United States of America	ARMAG CORPORATION	Security and safety equipment	152,208.00
United States of America	ARNOLD & PORTER KAYE SCHOLER	Management and admin services	31,954.00
United States of America	ASTROPHYSICS INC	Engineering and research services	15,600.00
United States of America	ASTROPHYSICS INC	Industrial manufacturing machinery	13,500.00
United States of America	ASTROPHYSICS INC	Security and safety equipment	319,200.00
United States of America	ASTROPHYSICS INC	Transportation, storage, mail services	15,600.00
United States of America	AYIMED INTERNATIONAL LLC	Medical equipment	98,875.34
United States of America	BOX INC.	IT and communications equipment	110,400.00
United States of America	BOYDEN	Politics and civic affairs services	72,800.00
United States of America	BUILD CHANGE	Editorial, design, graphic services	11,703.46
United States of America	BUILD CHANGE	Education and training services	33,245.11
United States of America	BUILD CHANGE	Engineering and research services	410,705.00
United States of America	BUILD CHANGE	Management and admin services	133,880.76
United States of America	BUILD CHANGE	Politics and civic affairs services	18,729.30
United States of America	BUILD CHANGE	Transportation, storage, mail services	8,701.83
United States of America	BUILD CHANGE	Travel, food and lodging	5,573.17
United States of America	CEDI EUROPE B.V.	Medical equipment	626,879.58
United States of America	CEDI EUROPE B.V.	Transportation, storage, mail services	45,285.00
United States of America	CHEMBIO DIAGNOSTIC SYSTEMS, INC.	Medical equipment	82,849.50
United States of America	CHEMBIO DIAGNOSTIC SYSTEMS, INC.	Transportation, storage, mail services	4,069.80
United States of America	CITIBANK EO MC	Engineering and research services	366.32
United States of America	CITIBANK EO MC	Financial and insurance services	319.31
United States of America	CITIBANK EO MC	Office equipment	1,894.97
United States of America	CITIBANK EO MC	Published products	426.78
United States of America	CITIBANK EO MC	Transportation, storage, mail services	50,666.39
United States of America	CITIBANK EO MC	Travel, food and lodging	56,256.41
United States of America	CLIMATE FINANCE ADVISORS	Environmental services	48,000.00
United States of America	CLIMATE FINANCE ADVISORS	Financial and insurance services	60,000.00
United States of America	CLINTON HEALTH ACCESS INITIATIVE, INC.	Management and admin services	129,000.00
United States of America	COMMUNITY SYSTEMS FOUNDATION	Management and admin services	85,724.00
United States of America	COMPASS GROUP USA, INC.	Travel, food and lodging	32,246.50
United States of America	CULINART, INC.	Furniture	7,748.40
United States of America	CULINART, INC.	Travel, food and lodging	81,831.95

Location of supplier	Supplier name	Category description	Value (USD)
UNOPS continued			
United States of America	DELOITTE FINANCIAL ADVISORY SERVICES LLP	Financial and insurance services	152,902.70
United States of America	DENEL (PTY) LIMITED	Engineering and research services	229,298.00
United States of America	DENEL (PTY) LIMITED	Public order and security services	1,723,455.23
United States of America	DENEL (PTY) LIMITED	Transportation, storage, mail services	32,268.72
United States of America	DOLCE INTERNATIONAL/ARMONK, INC	Travel, food and lodging	31,591.80
United States of America	EMERGING MARKETS COMMUNICATIONS, INC.	Engineering and research services	227,201.88
United States of America	EMERGING MARKETS COMMUNICATIONS, INC.	IT and communications equipment	18,750.00
United States of America	EMERGING MARKETS COMMUNICATIONS, INC.	Management and admin services	250,964.19
United States of America	EMERGING MARKETS COMMUNICATIONS, INC.	Transportation, storage, mail services	4,794.95
United States of America	EVER READY FIRST AID & MEDICAL SUPPLY	Medical equipment	744,310.50
United States of America	EVER READY FIRST AID & MEDICAL SUPPLY	Transportation, storage, mail services	19,600.00
United States of America	FROG DESIGN INC	Engineering and research services	240,000.00
United States of America	HEALTHFORWARD LLC	Healthcare services	42,000.00
United States of America	HOGG ROBINSON USA HOLDINGS INC. (DBA HRG	Travel, food and lodging	42,671.94
United States of America	HUDSON ETHICS CONSULTING	Management and admin services	53,807.00
United States of America	HUMANITARIAN OPENSTREETMAP TEAM	Engineering and research services	46,000.00
United States of America	IDG SECURITY (AFGHANISTAN) LTD	Engineering and research services	31,740.56
United States of America	IDG SECURITY (AFGHANISTAN) LTD	Public order and security services	1,077,443.00
United States of America	INERT PRODUCTS LLC	Security and safety equipment	35,702.00
United States of America	INTERNATIONAL FLEET SALES, INC.	Motor vehicles and parts	791,136.00
United States of America	JANUS GLOBAL OPERATIONS LLC	Public order and security services	1,984,112.00
United States of America	JUSMART ENGINEERS (LIB.) LTD.	Building and maintenance services	253,070.00
United States of America	M&M " A FULL SERVICE BOAT YARD" LLC	Transportation, storage, mail services	45,981.15
United States of America	MAHLE BEHR TROY INC	Engineering and research services	186,938.00
United States of America	MALARIA NO MORE FUND	Education and training services	65,000.00
United States of America	MOUNTAIN AIR ENGINEERING	Environmental services	95,000.00
United States of America	MULTIPLE LISTING NETWORK LTD.	Management and admin services	38,500.00
United States of America	NORTH CAROLINA STATE UNIVERSITY	Environmental services	94,991.00
United States of America	PLANSON INTERNATIONAL CORPORATION	Domestic appliances and electronics	624,750.00
United States of America	PLANSON INTERNATIONAL CORPORATION	Electrical systems components	2,074.00
United States of America	PLANSON INTERNATIONAL CORPORATION	Engineering and research services	4,479.00
United States of America	PLANSON INTERNATIONAL CORPORATION	Financial and insurance services	6,436.46
United States of America	PLANSON INTERNATIONAL CORPORATION	Furniture	100.00
United States of America	PLANSON INTERNATIONAL CORPORATION	IT and communications equipment	4,010,290.24
United States of America	PLANSON INTERNATIONAL CORPORATION	Medical equipment	58,309.00
United States of America	PLANSON INTERNATIONAL CORPORATION	Musical instruments and arts and crafts	375,000.00
United States of America	PLANSON INTERNATIONAL CORPORATION	Printing, photo and AV equipment	39,833.70
United States of America	PLANSON INTERNATIONAL CORPORATION	Security and safety equipment	14,809.00
United States of America	PLANSON INTERNATIONAL CORPORATION	Transportation, storage, mail services	63,632.21
United States of America	PRICEWATERHOUSECOOPERS PUBLIC SECTOR LLF	Financial and insurance services	94,000.00
United States of America	RUBICON RA TARRYTOWN, LLC	Travel, food and lodging	59,495.20
United States of America	RX TOOLING CORP.	Transportation, storage, mail services	158,229.39
United States of America	SCANDA CANVAS PRODUCTS DBA MAIN ATTRACT	Sports and recreational equipment	63,900.00
United States of America	SEATING SOLUTIONS	Management and admin services	38,950.00
United States of America	SHARP PARTNERS P.A.	Management and admin services	37,875.60
United States of America	SOCIETY OF ENVIRONMENTAL TOXICOLOGY AND	Environmental services	30,029.00
United States of America	STAPLES ADVANTAGE	Domestic appliances and electronics	1,335.90
United States of America	STAPLES ADVANTAGE	IT and communications equipment	35,273.00
United States of America	STAPLES ADVANTAGE	Office equipment	2,338.54
United States of America	STAPLES ADVANTAGE	Paper materials and products	408.00
United States of America	T&M PROTECTION RESOURCES LLC	Management and admin services	30,020.00
United States of America	TAOTI ENTERPRISES, INC	Engineering and research services	37,560.00
United States of America	TECNOVE S.L.	Motor vehicles and parts	724,428.88
United States of America	THE ARMORED GROUP LLC	Motor vehicles and parts	1,580,813.82
United States of America	THE TOWN HALL FOUNDATION	Editorial, design, graphic services	36,908.00
United States of America	UNDP CONTRIBUTION ACCOUNT	Management and admin services	776,167.49
United States of America	UNICEF	Management and admin services	561,704.00
United States of America	UNICEF	Politics and civic affairs services	227,180.00
United States of America	UNITED NATIONS FOUNDATION, INC	Management and admin services	65,538.00
United States of America	UNITED NATIONS FOUNDATION, INC	Politics and civic affairs services	110,344.00
United States of America	UNITED NATIONS MISSION IN SOUTH SUDAN(UN	Cleaning equipment	448,819.06
United States of America	UNITED NATIONS MISSION IN SOUTH SUDAN(UN	Fuels and lubricants etc.	31,892.12
United States of America	UNITED NATIONS MISSION IN SOUTH SUDAN(UN	Management and admin services	468,626.33
United States of America	UNITRADEX, INC.	Motor vehicles and parts	41,685.40
United States of America	UNIZO REAL ESTATE NY THREE, LLC	Building and maintenance services	5,826.46
United States of America	UNIZO REAL ESTATE NY THREE, LLC	Management and admin services	115,092.48
United States of America	UNIZO REAL ESTATE NY THREE, LLC	Politics and civic affairs services	4,694.84
United States of America	UNOPS HQ ACCOUNTS	Management and admin services	77,171.00
United States of America	ZIZAWA COMPANY LIMITED	Medical equipment	36,950.00
United States of America	ZIZAWA COMPANY LIMITED	Transportation, storage, mail services	200.00
Uruguay	BANCO DE PREVISION SOCIAL	Building and maintenance services	196,136.48
Uruguay	CENTRO LATINOAMERICANO DE ECONOMIA HUM	Education and training services	199,632.00
Uruguay	CONAMI LTDA.	Building and maintenance services	1,130,337.87
Uruguay	FABRA S.A.	Building and maintenance services	375,171.19
Uruguay	STILER S.A.	Building and maintenance services	3,981,003.03
Uruguay	STILER S.A.	Medical equipment	1,293,574.90
Yemen	ABDULLAH SHAEEF HUSSEN ZAHRAH	Management and admin services	88,000.00
Yemen	APEX CONSULTING INTERNATIONAL LLC	Management and admin services	186,646.00
Yemen	DIGITAL TECHNOLOGY	Engineering and research services	129,739.42
Yemen	SAM INDUSTRIAL SUPPLIES	Building and maintenance services	123,458.09
Yemen	UNDP YEMEN COUNTRY OFFICE	Management and admin services	33,115.00
Yemen	UNIVERSAL RENT A CAR(HERTZ)	Transportation, storage, mail services	33,820.00
UNOV			
Afghanistan	ASIX	Engineering and research services	33,900.00

Location of supplier	Supplier name	Category description	Value (USD)
UNOV continued			
Afghanistan	DNATA (NAJM TRAVEL)	Travel, food and lodging	42,505.00
Afghanistan	POWER TECH LOGISTIC SERVICES LTD	Electrical systems components	36,764.00
Afghanistan	SATGURU TRAVEL & TOURISM (LLC)	Travel, food and lodging	75,358.00
Afghanistan	SKY TRAVEL & TOURS	Travel, food and lodging	286,048.00
Afghanistan	UNDP-AFGHANISTAN	Editorial, design, graphic services	267,000.00
Afghanistan	UNDP-AFGHANISTAN	Engineering and research services	780,300.00
Afghanistan	UNDP-AFGHANISTAN	Healthcare services	628,950.00
Afghanistan	UNDP-AFGHANISTAN	Laboratory and testing equipment	77,500.00
Afghanistan	UNDP-AFGHANISTAN	Management and admin services	961,800.00
Afghanistan	UNDP-AFGHANISTAN	Structures, construction components	229,688.00
Afghanistan	UNOPS-AFGHANISTAN	Management and admin services	519,390.32
Afghanistan	Y3A LOGISTIC SERVICES LTD	Building and maintenance services	38,765.03
Albania	UNDP-ALBANIA	Travel, food and lodging	30,225.26
Algeria	UNDP-ALGERIA	Education and training services	95,000.00
Algeria	UNDP-ALGERIA	IT and communications equipment	99,960.00
Algeria	UNDP-ALGERIA	Management and admin services	37,206.00
Algeria	UNDP-ALGERIA	Travel, food and lodging	102,300.00
Arab Countries	UNFPA-PALESTINE	Management and admin services	76,682.00
Austria	A1 TELEKOM AUSTRIA AG	Public sector related services	55,207.17
Austria	AGILENT TECHNOLOGIES ÖSTERREICH GMB	Security and safety equipment	184,807.48
Austria	AMERICAN EXPRESS	Travel, food and lodging	5,974,000.00
Austria	BECHTLE GMBH	IT and communications equipment	38,566.77
Austria	CANON AUSTRIA GMBH	Paper materials and products	34,669.81
Austria	COMPECO HANDELS-GMBH	IT and communications equipment	39,868.48
Austria	COMPECO HANDELS-GMBH	Printing, photo and AV equipment	38,160.28
Austria	DHL EXPRESS AUSTRIA GMBH	Transportation, storage, mail services	76,722.96
Austria	EBSCO GMBH	Public sector related services	104,333.73
Austria	ESSECCA GMBH	Building and maintenance services	33,553.72
Austria	GRAND SPA WELLNESSHOTEL BETRIEBS GM	Travel, food and lodging	31,565.29
Austria	HUTCHISON DREI AUSTRIA GMBH	Public sector related services	266,770.70
Austria	IAEA-HQ	Industrial manufacturing services	107,677.17
Austria	KAPSCH BUSINESSCOM AG	Management and admin services	87,285.43
Austria	MKB GLOBAL MAIL & FREIGHT GMBH.	Transportation, storage, mail services	64,755.84
Austria	ÖSTERREICHISCHE FACILITY MANAGEMENT	Public sector related services	50,945.92
Austria	PKE ELECTRONICS AG	Building and maintenance services	58,018.58
Austria	THERMO FISHERSCIENTIFICWISSENSCHAFT	Laboratory and testing equipment	44,933.14
Austria	UNCAC COALITION	Education and training services	36,435.29
Austria	UNIDO-HQ	Building and maintenance services	82,547.17
Austria	UNIDO-HQ	Editorial, design, graphic services	209,059.23
Austria	UNIDO-HQ	Financial and insurance services	5,864,195.41
Austria	UNIDO-HQ	Industrial cleaning services	484,634.07
Austria	UNIDO-HQ	Management and admin services	32,588.26
Austria	VIC COMMON FUND FOR MAJOR REPAIRS AND	Financial and insurance services	556,255.29
Austria	VIC COMMON FUND FOR MAJOR REPAIRS AND	Industrial cleaning services	38,393.06
Austria	WNT TELECOMMUNICATION GMBH	Public sector related services	41,887.59
Austria	XEROX AUSTRIA GMBH	Engineering and research services	46,795.67
Belarus	UNDP-BELARUS	Travel, food and lodging	30,000.00
Belgium	HOTEL MÉTROPOLE SA	Travel, food and lodging	33,401.08
Belgium	ONCALL EUROPA LANGUAGE SERVICES SPR	Editorial, design, graphic services	34,560.26
Bolivia (Plurinational State of)	TROPICAL TOURS	Travel, food and lodging	102,505.00
Bolivia (Plurinational State of)	UNDP-BOLIVIA	Engineering and research services	100,000.00
Bolivia (Plurinational State of)	UNDP-BOLIVIA	Management and admin services	54,992.76
Botswana	PHAKALANE ESTATES (PROPRIETARY) LIM	Travel, food and lodging	77,227.14
Botswana	TRAVEL LODGE	Travel, food and lodging	37,291.57
Brazil	FLYTOUR BUSINESS TRAVEL VIAGENS	Travel, food and lodging	98,220.00
Brazil	SUN & TOUR VIAGENS E EVENTOS EPP	Travel, food and lodging	32,807.40
Brazil	UNDP-BRAZIL	Travel, food and lodging	122,925.63
Burkina Faso	COMMISSION NATIONALE DE LUTTE CONTRE	Industrial manufacturing services	75,405.00
Cabo Verde	HOTEL PORTO GRANDE	Travel, food and lodging	31,545.39
Cambodia	UNDP-CAMBODIA	Editorial, design, graphic services	50,000.00
Cambodia	UNDP-CAMBODIA	Travel, food and lodging	258,800.00
Canada	MDA GEOSPATIAL SERVICES INC.	Published products	91,264.38
China	CHINA TRANSLATION CORPORATION	Editorial, design, graphic services	185,000.00
China	UNDP-CHINA	Travel, food and lodging	178,700.00
Colombia	ACRE COLOMBIA SAS	Domestic appliances and electronics	39,610.16
Colombia	AGENCIA EL JARDÍN DE LAS DELICIAS S	Editorial, design, graphic services	39,279.24
Colombia	AGROMARKAS TIENDA AGROPECUARIA SAS	Structures, construction components	35,770.82
Colombia	ALIRIA NIÑO JIMENEZ	Live plant and animal material	36,414.08
Colombia	ASOCIACION NACIONAL CACAOTERA DE	Travel, food and lodging	38,566.09
Colombia	CARMEN AMELIA TARAZONA GOMEZ	Mineral and textile materials	30,720.21
Colombia	CENTRO NACIONAL DE CONSULTORÍA S.A	Editorial, design, graphic services	38,074.50
Colombia	CODENSA S.A ESP	Public sector related services	31,385.64
Colombia	COMERCIAL ELECTROMUEBLES Y CIA LTDA	Farming, fishing equipment	37,026.36
Colombia	COMITE DE GANADEROS DE LA COSTA PACIFICA	Live plant and animal material	35,140.97
Colombia	COOPERATIVA DE TRABAJO ASOCIADO DE	Editorial, design, graphic services	33,388.70
Colombia	COOPERATIVA MULTIACTIVA AGROPECUARIA	Engineering and research services	39,966.84
Colombia	COOPERATIVA MULTIACTIVA DE	Transportation, storage, mail services	32,370.34
Colombia	CORPORACION COLOMBIA ACTUANDO	Editorial, design, graphic services	35,726.20
Colombia	CORPORACION ECONEXUS COLOMBIA	Editorial, design, graphic services	38,563.14
Colombia	DANIEL ENRIQUE PEDROZA PARDO	Structures, construction components	32,255.95
Colombia	DELGADO PEREZ MARIA JAKELINE	Manufacturing components	31,911.95
Colombia	DISERMED COLOMBIA SAS	Live plant and animal material	36,816.72
Colombia	DISTRIBUCIONES ESPECIALIZADAS DEL L	Live plant and animal material	32,417.95
Colombia	DOMOTICAS S.A.S	Structures, construction components	33,946.81

Location of supplier	Supplier name	Category description	Value (USD)
UNOV continued			
Colombia	DUBEL MOGOLLON REYES	Live plant and animal material	33,513.60
Colombia	EDITORIAL IMPRESOS PUBLICITARIOS SA	Material handling machinery	38,287.37
Colombia	EDWIN MATEUS MENDOZA	Structures, construction components	37,147.47
Colombia	FERRETERÍA Y MAQUINAS FERMAQS S.A.S	Farming, fishing equipment	31,765.11
Colombia	FUNDACION GRUPO INTERNACIONAL DE PAZ	Healthcare services	38,023.26
Colombia	FUNDACION PROGRESA	Live plant and animal material	34,498.86
Colombia	GOOD SOUP S.A.S	Editorial, design, graphic services	39,312.03
Colombia	GPL MARKETING S.A.S	Travel, food and lodging	32,607.40
Colombia	HERMAN STVEEN HERNANDEZ ESPINOSA	Services industry equipment	30,658.69
Colombia	HOBBY BTL COMUNICACIONES Y EVENTOS	Travel, food and lodging	32,198.62
Colombia	ICON CAP SAS	Apparel, luggage and personal care	31,402.79
Colombia	IMAGEN SEGURA S.A.	Travel, food and lodging	38,023.61
Colombia	INPUTS BROKERS GROUP S.A.S.	Transportation, storage, mail services	39,984.71
Colombia	INVERSIONES Y REPRESENTACIONES DINA	Farming, fishing equipment	31,184.47
Colombia	JOHANA ALEJANDRA ORTEGA ERASO	Live plant and animal material	36,177.37
Colombia	LUIS FELIPE ALVAREZ SAJUANES	Structures, construction components	34,429.61
Colombia	MARIA ANAI CETINA	Farming, fishing equipment	33,525.79
Colombia	MARLON JESUS ABRIL CAMARGO	Structures, construction components	37,861.84
Colombia	MERIDIANO COMERCIALIZADORA S.A.S	Travel, food and lodging	35,120.46
Colombia	MONTAÑEZ S.A.S	Farming, fishing equipment	32,643.13
Colombia	NESTOR RAUL BALANTA	Farming, fishing equipment	30,290.48
Colombia	NIDIAN ARGUELLO CUESTA	Engineering and research services	35,852.02
Colombia	PROMOTORA DOR S.A.	Management and admin services	222,083.06
Colombia	SOLAR CONTROL LIMITADA	Structures, construction components	31,127.83
Colombia	SURTIAGRO DE COLOMBIA SAS	Transportation, storage, mail services	37,843.91
Colombia	TOYONORTE LTDA	Motor vehicles and parts	37,850.16
Colombia	TRANSPORTES CIUDAD BONITA S.A	Transportation, storage, mail services	36,843.84
Colombia	TRANSPORTES SALENTO TOUR SAS	Transportation, storage, mail services	38,626.61
Colombia	UNDP-COLOMBIA	Building and construction machinery	260,941.35
Colombia	UNDP-COLOMBIA	Building and maintenance services	169,886.05
Colombia	UNDP-COLOMBIA	Domestic appliances and electronics	212,080.08
Colombia	UNDP-COLOMBIA	Editorial, design, graphic services	319,159.45
Colombia	UNDP-COLOMBIA	Engineering and research services	150,000.00
Colombia	UNDP-COLOMBIA	Healthcare services	117,443.87
Colombia	UNDP-COLOMBIA	IT and communications equipment	59,178.83
Colombia	UNDP-COLOMBIA	Live plant and animal material	270,934.88
Colombia	UNDP-COLOMBIA	Management and admin services	473,798.18
Colombia	UNDP-COLOMBIA	Motor vehicles and parts	142,479.17
Colombia	UNDP-COLOMBIA	Public sector related services	168,248.78
Colombia	UNDP-COLOMBIA	Services industry equipment	134,343.08
Colombia	WILLIAN ADENIS VERGARA CASTELLANIOS	Structures, construction components	39,677.32
Côte d'Ivoire	IVOTEL	Travel, food and lodging	32,210.72
Denmark	DANOFFICE APS (DENMARK)	Electrical systems components	39,792.00
Dominican Republic	TACUBAYA INMOBILIARIA SRL	Travel, food and lodging	35,724.80
Ecuador	UNDP-ECUADOR	Furniture	52,050.00
Egypt	KANOO TRAVEL LTD. / CAIRO	Travel, food and lodging	814,445.00
Egypt	UNDP-EGYPT	Building and maintenance services	72,622.24
Egypt	UNDP-EGYPT	Editorial, design, graphic services	90,833.33
Egypt	UNDP-EGYPT	Education and training services	30,000.00
Egypt	UNDP-EGYPT	Engineering and research services	60,000.00
Egypt	UNDP-EGYPT	Furniture	36,342.08
Egypt	UNDP-EGYPT	Industrial manufacturing services	33,014.20
Egypt	UNDP-EGYPT	IT and communications equipment	305,377.50
Egypt	UNDP-EGYPT	Laboratory and testing equipment	198,000.00
Egypt	UNDP-EGYPT	Management and admin services	150,000.00
Egypt	UNDP-EGYPT	Material handling machinery	59,660.17
Egypt	UNDP-EGYPT	Medical equipment	47,060.50
Egypt	UNDP-EGYPT	Motor vehicles and parts	31,600.00
Egypt	UNDP-EGYPT	Public sector related services	50,341.20
Egypt	UNDP-EGYPT	Published products	45,350.02
Egypt	UNDP-EGYPT	Travel, food and lodging	479,193.87
El Salvador	DISEÑARTE S.A DE C.V	Published products	39,997.00
El Salvador	FUNDACION SALVADORENA PARA EL DESARROLL	Management and admin services	55,601.70
El Salvador	INTERNATIONAL TRADEMARKS DISTRIBUTI	Security and safety equipment	80,162.50
Ethiopia	EXECUTIVE HOTEL PLC	Travel, food and lodging	36,539.13
France	AIRBUS DS GEO SA	Engineering and research services	315,912.53
France	GROUPE MULLIEZ FLORY	Apparel, luggage and personal care	52,032.81
France	ICPO INTERPOL	Building and maintenance services	35,000.00
Gabon	HOTEL LE MERIDIEN RE-NDAMA	Travel, food and lodging	36,171.33
Germany	F. UNDÜTSCH GMBH	Medical equipment	37,344.47
Ghana	UNDP-GHANA	Motor vehicles and parts	45,000.00
India	UNDP-INDIA	Healthcare services	63,200.00
Indonesia	UNDP-INDONESIA	Travel, food and lodging	38,000.00
Indonesia	YAYASAN JAKARTA CENTRE FOR LAW	Travel, food and lodging	32,935.84
Iran (Islamic Republic of)	ASIAN DRUG DEMAND REDUCTION NGOS	Education and training services	39,551.36
Iran (Islamic Republic of)	FARZHAN SANAT POUYESH LTD.	Security and safety equipment	30,585.66
Iran (Islamic Republic of)	JAMIAT E-KHEYRIEH TAVALLODE DOBAREH	Education and training services	75,124.98
Iran (Islamic Republic of)	PARVIZ MIRDAMADI TEHRANI	Management and admin services	114,000.00
Iran (Islamic Republic of)	UNDP-IRAN	IT and communications equipment	35,496.65
Iran (Islamic Republic of)	UNDP-IRAN	Live plant and animal material	277,253.05
Iran (Islamic Republic of)	UNDP-IRAN	Management and admin services	30,201.12
Iran (Islamic Republic of)	UNDP-IRAN	Security and safety equipment	419,000.00
Israel	CARLSON WAGONLIT ITALIA SRL (ITALY)	Travel, food and lodging	476,181.56
Israel	CELLEBRITE MOBILE SYNCHRONIZATION L	IT and communications equipment	37,905.00

Location of supplier	Supplier name	Category description	Value (USD)
UNOV continued			
Israel	CELLEBRITE MOBILE SYNCHRONIZATION L	Security and safety equipment	69,882.00
Israel	UNDP-OCCUPIED PALESTINIAN TERRITORIES	Laboratory and testing equipment	65,000.00
Italy	ALPERIA ENERGY SRL	Public sector related services	30,334.73
Italy	ILO-INTERNATIONAL TRAINING CENTER	Building and maintenance services	117,395.96
Italy	ILO-INTERNATIONAL TRAINING CENTER	Management and admin services	115,062.77
Italy	ILO-INTERNATIONAL TRAINING CENTER	Public order and security services	221,606.94
Japan	INTERNATIONAL HOSPITALITY AND CONFERENCE	Travel, food and lodging	112,921.70
Japan	NISSAN TRADING CO. LTD.	Motor vehicles and parts	32,557.32
Jordan	PLAZA HOLIDAYS LTD	Travel, food and lodging	91,200.15
Jordan	ROYAL SCIENTIFIC SOCIETY	Management and admin services	180,000.00
Jordan	UNDP-JORDAN	Domestic appliances and electronics	33,566.39
Jordan	UNDP-JORDAN	Education and training services	30,000.00
Jordan	UNDP-JORDAN	IT and communications equipment	100,896.90
Jordan	UNDP-JORDAN	Management and admin services	197,700.00
Jordan	UNDP-JORDAN	Motor vehicles and parts	45,000.00
Jordan	UNDP-JORDAN	Travel, food and lodging	240,000.00
Kazakhstan	GLOBAL AIR LLP	Travel, food and lodging	297,046.91
Kazakhstan	UNDP-KAZAKHSTAN	Laboratory and testing equipment	46,800.00
Kazakhstan	UNDP-KAZAKHSTAN	Management and admin services	68,654.00
Kazakhstan	UNDP-KAZAKHSTAN	Security and safety equipment	61,000.00
Kenya	CAPTAIN ANDY FISHING SUPPLY LTD	Motor vehicles and parts	30,882.40
Kenya	ECOJOULES LIMITED	Medical equipment	38,460.00
Kenya	EUNIVY RESOURCES LIMITED	Laboratory and testing equipment	30,370.43
Kenya	HYDROTECH PURIFIERS LTD	Distribution equipment	32,440.00
Kenya	KENYA WILDLIFE TRAINING INSTITUTE	Travel, food and lodging	39,800.00
Kenya	LENEXY ENTERPRISES	Office equipment	37,870.74
Kenya	MUSLIM EDUCATION AND WELFARE ASSOC-MEW/	Healthcare services	38,346.24
Kenya	NAIROBI GOLF HOTELS LTD	Travel, food and lodging	95,763.95
Kenya	PRIDEINN HOTELS AND INVESTMENTS LTD	Travel, food and lodging	34,402.74
Kenya	SEAMLESS EVENTS SOLUTIONS LIMITED.	Editorial, design, graphic services	33,100.00
Kenya	THE OMARI PROJECT - TOP	Management and admin services	37,348.82
Kenya	TUBALI LIMITED	Industrial manufacturing services	34,000.00
Kenya	UNDP-KENYA	Engineering and research services	45,000.00
Kenya	UNDP - SOMALIA	Travel, food and lodging	85,640.38
Kenya	UNOPS-KENYA	Motor vehicles and parts	225,000.00
Kyrgyzstan	ASPECT OF SECURITY LLC	Furniture	34,336.00
Kyrgyzstan	ASSOCIATION OF LEGAL ENTITIES	Management and admin services	39,890.95
Kyrgyzstan	KYRGYZ CONCEPT LLC	Travel, food and lodging	352,429.00
Kyrgyzstan	KYRGYZ TOUR SERVICE LLC	Transportation, storage, mail services	48,873.82
Kyrgyzstan	UNDP-KYRGYZSTAN	Building and maintenance services	75,000.00
Kyrgyzstan	UNDP-KYRGYZSTAN	Structures, construction components	56,288.83
Lao People's Democratic Republic	UNDP-LAO PEOPLE'S DEMOCRATIC REPUBLIC	Editorial, design, graphic services	50,000.00
Lao People's Democratic Republic	UNDP-LAO PEOPLE'S DEMOCRATIC REPUBLIC	Live plant and animal material	149,461.76
Lao People's Democratic Republic	UNDP-LAO PEOPLE'S DEMOCRATIC REPUBLIC	Material handling machinery	57,933.94
Lao People's Democratic Republic	UNDP-LAO PEOPLE'S DEMOCRATIC REPUBLIC	Transportation, storage, mail services	32,177.46
Lao People's Democratic Republic	UNDP-LAO PEOPLE'S DEMOCRATIC REPUBLIC	Travel, food and lodging	68,000.00
Lebanon	UNDP-LEBANON	Building and maintenance services	296,000.00
Lebanon	UNDP-LEBANON	Motor vehicles and parts	230,550.00
Lebanon	UNDP-LEBANON	Public sector related services	35,000.00
Malawi	SFFRFM LIMITED	Live plant and animal material	39,181.31
Maldives	UNDP-MALDIVES	Travel, food and lodging	130,000.00
Malta	ECMEETINGS COMPANY LTD.	Travel, food and lodging	39,660.66
Mauritania	UNDP-MAURITANIA	Travel, food and lodging	44,000.00
Mexico	MANIFESTO Y PRODUCCIONES MPC SA DE	Management and admin services	30,000.00
Mexico	UNDP-MEXICO	Editorial, design, graphic services	278,122.99
Mexico	UNDP-MEXICO	Engineering and research services	538,945.65
Mexico	UNDP-MEXICO	Industrial manufacturing services	98,362.87
Mexico	UNDP-MEXICO	IT and communications equipment	39,092.66
Mexico	UNDP-MEXICO	Management and admin services	175,579.02
Mexico	UNDP-MEXICO	Published products	132,033.37
Mexico	UNDP-MEXICO	Travel, food and lodging	80,299.79
Morocco	ACCESS HOLIDAYS & EVENTS	Travel, food and lodging	712,060.54
Morocco	UNDP-MOROCCO	Education and training services	145,000.00
Morocco	UNDP-MOROCCO	Travel, food and lodging	62,683.01
Myanmar	DANU THAZIN CO. LTD.	Live plant and animal material	32,647.05
Myanmar	MARLAR MYAING CO. LTD	Live plant and animal material	57,761.21
Myanmar	UNDP-MYANMAR	Editorial, design, graphic services	50,000.00
Myanmar	UNDP-MYANMAR	Engineering and research services	163,555.78
Myanmar	UNDP-MYANMAR	Healthcare services	325,900.04
Myanmar	UNDP-MYANMAR	Live plant and animal material	526,981.99
Myanmar	UNDP-MYANMAR	Management and admin services	70,000.00
Myanmar	UNDP-MYANMAR	Travel, food and lodging	259,836.37
Myanmar	UNITED FARMING CO. LTD.	Building and maintenance services	37,112.97
Namibia	IMPO DISTRIBUTORS NAMIBIA CC	Furniture	70,245.35
Netherlands	ETHAN FILMS	Editorial, design, graphic services	37,293.84
Niger	COMMISSION NATIONALE POUR LA COLLECTE ET	Industrial manufacturing services	63,818.38
Niger	NIKKI SARL	Travel, food and lodging	33,657.85
Nigeria	ADAMU ISMAILA	Management and admin services	75,000.00
Nigeria	BLUNCHROSE HOTELS LTD	Travel, food and lodging	39,366.32
Nigeria	CHELSEA HOTEL LIMITED	Travel, food and lodging	39,847.62
Nigeria	DONALD ROWLANDS LIMITED	Office equipment	30,685.19
Nigeria	ELUMA COMMUNICATIONS LTD	Power generation machinery	64,832.05
Nigeria	GOLFVIEW SUITES AND CONFERENCE CENT	Travel, food and lodging	35,958.88
Nigeria	GRAND PARKVIEW ASTORIA LTD	Travel, food and lodging	34,956.77

Location of supplier	Supplier name	Category description	Value (USD)
UNOV continued			
Nigeria	LAGOS AIRPORT HOTEL LIMITED	Travel, food and lodging	35,353.03
Nigeria	MICAFOTOY TECHNOLOGIES LIMITED	IT and communications equipment	65,561.20
Nigeria	OGBOFRED GLOBAL LTD	Industrial manufacturing services	32,013.48
Nigeria	TRANSCORP HOTELS PLC	Travel, food and lodging	38,161.48
Nigeria	UNDP-NIGERIA	Building and maintenance services	34,620.25
Nigeria	UNDP-NIGERIA	Engineering and research services	531,036.56
Nigeria	UNDP-NIGERIA	Healthcare services	294,914.02
Nigeria	UNDP-NIGERIA	IT and communications equipment	45,180.72
Nigeria	UNDP-NIGERIA	Public sector related services	144,966.36
Nigeria	UNDP-NIGERIA	Travel, food and lodging	629,073.24
Nigeria	VALENCIA HOTELS LIMITED	Travel, food and lodging	39,922.09
Pakistan	ARMY DOG CENTRE AND SCHOOL RAWALPINDI	Live plant and animal material	38,186.16
Pakistan	INFINEON SOLUTIONS PRIVATE LIMITED	Editorial, design, graphic services	37,611.98
Pakistan	INFINEON SOLUTIONS PRIVATE LIMITED	Engineering and research services	37,620.00
Pakistan	KARACHI MARRIOTT HOTEL PVT LTD	Travel, food and lodging	35,172.46
Pakistan	RESEARCH SOCIETY OF INTERNATIONAL LAW	Editorial, design, graphic services	33,221.03
Pakistan	SHAZIA ABBASI CONSULTING (SMC-PVT)	Public sector related services	32,755.91
Pakistan	UNDP-PAKISTAN	Electrical systems components	73,703.15
Pakistan	UNDP-PAKISTAN	Live plant and animal material	61,200.00
Pakistan	UNDP-PAKISTAN	Security and safety equipment	1,203,374.01
Panama	COMPUTÉCNICA DE PANAMÁ S.A.	IT and communications equipment	50,707.34
Panama	ISOBOX INC	Material handling machinery	39,470.00
Peru	UNDP-PERU	Education and training services	30,000.00
Peru	UNDP-PERU	Healthcare services	75,000.00
Philippines	UNDP-PHILIPPINES	Travel, food and lodging	70,000.00
Russian Federation	INTERDIALECT+ LLC	Editorial, design, graphic services	150,000.00
Senegal	AVIATION HANDLING-RELAX VOYAGES	Travel, food and lodging	654,947.80
Senegal	CHAIN HOTEL COMPANY	Travel, food and lodging	37,351.04
Senegal	COMMISSION NATIONALE DE LUTTE CONTRE LA	Industrial manufacturing services	58,864.00
Senegal	KING FAHD PALACE	Travel, food and lodging	31,207.70
Senegal	PLANET TOURS	Travel, food and lodging	524,101.99
Senegal	SENEGAL DECOUVERTE TOURISTIQUE S.A.	Travel, food and lodging	30,004.82
Senegal	SENTEL GSM	Engineering and research services	30,631.32
Senegal	SOCIETE NATIONALE D'ELECTRICITE DU	Public sector related services	30,312.23
Senegal	SONATEL SA	Public sector related services	112,384.76
Senegal	UNDP-SENEGAL	IT and communications equipment	41,377.57
Serbia	UNDP-SERBIA	Travel, food and lodging	65,896.00
Sierra Leone	UNDP SIERRA LEONE	Motor vehicles and parts	52,062.00
Sierra Leone	UNOPS-SIERRA LEONE	Building and maintenance services	62,908.98
Somalia	DEEQSAN G. TRADING AND CONSTRUCTION	Mineral and textile materials	37,398.20
Somalia	HILAAC BUSINESS CENTER LTD	IT and communications equipment	39,100.00
Somalia	UNDP-SOMALIA	Engineering and research services	95,000.00
Somalia	VIP KING TAILOR	Apparel, luggage and personal care	37,550.00
South Africa	ATLANTIS CORPORATE TRAVEL (PTY) LTD	Travel, food and lodging	769,837.59
South Africa	ERIS PROPERTY GROUP (PTY) LTD	Management and admin services	38,771.03
South Africa	LAGOON BEACH HOTEL PTY LTD	Travel, food and lodging	33,654.32
South Africa	PEPPER CLUB HOTEL MANAGEMENT(LTD)PTY	Travel, food and lodging	39,999.98
South Africa	TB HIV CARE ASSOCIATION	Travel, food and lodging	33,726.16
South Africa	TRAVEL WITH FLAIR (PTY) LTD	Travel, food and lodging	47,296.78
South Africa	TRI TELECOMS (PTY) LTD	Manufacturing components	34,089.77
South Africa	UNDP-SOUTH AFRICA	Motor vehicles and parts	40,237.69
Sri Lanka	UNDP-SRI LANKA	IT and communications equipment	63,399.60
Sri Lanka	UNDP-SRI LANKA	Motor vehicles and parts	132,000.00
Sri Lanka	UNDP-SRI LANKA	Travel, food and lodging	103,000.00
Sudan	UNDP-SUDAN	Management and admin services	30,000.00
Sudan	UNDP-SUDAN	Travel, food and lodging	35,000.00
Switzerland	INTERTRADE INTERNATIONALSERVICESSA	Education and training services	83,645.81
Switzerland	LIPOMED AG	Laboratory and testing equipment	70,950.40
Switzerland	SATGURU TRAVEL & TORS SERVICE (S.A.	Travel, food and lodging	607,545.97
Tajikistan	TAJIKINTOURSERVICE LLC	Travel, food and lodging	91,479.70
Tajikistan	UNDP-TAJIKISTAN	Building and maintenance services	160,000.00
Tajikistan	UNDP-TAJIKISTAN	Office equipment	50,293.20
Thailand	SIAM THANI HOTEL (1988) CO. LTD.	Travel, food and lodging	38,063.13
Thailand	THAMMADA PRESS CO. LTD.	Industrial manufacturing services	30,918.22
Thailand	UNDP-THAILAND	Editorial, design, graphic services	50,000.00
Thailand	UNDP-THAILAND	Financial and insurance services	40,150.00
Thailand	UNDP-THAILAND	Travel, food and lodging	159,018.56
Tunisia	UNDP-TUNISIA	Education and training services	422,000.00
Tunisia	UNDP-TUNISIA	Engineering and research services	228,000.00
Tunisia	UNDP-TUNISIA	IT and communications equipment	562,701.03
Tunisia	UNDP-TUNISIA	Management and admin services	34,560.22
Tunisia	UNDP-TUNISIA	Motor vehicles and parts	42,000.00
Tunisia	UNDP-TUNISIA	Published products	33,761.01
Tunisia	UNDP-TUNISIA	Security and safety equipment	291,672.18
Tunisia	UNDP-TUNISIA	Travel, food and lodging	117,806.93
Turkey	MEGA BASIM YAYIN SAN. VE TIC. A.S	Industrial manufacturing services	35,440.00
United Arab Emirates	OKI GENERAL TRADING LLC	IT and communications equipment	34,115.00
United Arab Emirates	UNDP-UNITED ARAB EMIRATES	Travel, food and lodging	80,519.48
United Kingdom of Great Britain and Northern Ireland	LGC LIMITED	Laboratory and testing equipment	43,486.91
United Kingdom of Great Britain and Northern Ireland	MOTOROLA SOLUTIONS UK LIMITED	IT and communications equipment	501,734.72
United Kingdom of Great Britain and Northern Ireland	SMITHS DETECTION-WATFORD LIMITED	Security and safety equipment	428,354.51
United Republic of Tanzania	MIJANICE TRADING COMPANY	Laboratory and testing equipment	30,062.00
United Republic of Tanzania	NEW AFRICA HOTEL (1993) LTD	Travel, food and lodging	31,499.45
United Republic of Tanzania	UNDP-TANZANIA	Travel, food and lodging	60,000.00

Location of supplier	Supplier name	Category description	Value (USD)
UNOV continued			
United States of America	ASTROPHYSICS INC.	Security and safety equipment	172,767.00
United States of America	CISCO SYSTEMS INC	IT and communications equipment	512,510.50
United States of America	CISCO SYSTEMS INC	Printing, photo and AV equipment	55,292.00
United States of America	CITRIX SYSTEMS INC	IT and communications equipment	79,200.00
United States of America	CONFERENCE RENTAL USA INC.	Editorial, design, graphic services	30,932.32
United States of America	ENVIRONMENTALSYSTEMSRESEARCHINSTITU	Engineering and research services	35,150.00
United States of America	ENVIRONMENTALSYSTEMSRESEARCHINSTITU	IT and communications equipment	33,880.00
United States of America	I.R. CONSILIUM LLC	Education and training services	33,600.00
United States of America	INTERNATIONAL BUSINESS MACHINES COR	Engineering and research services	39,038.80
United States of America	LENOVO (UNITED STATES) INC	IT and communications equipment	629,296.45
United States of America	NATIONAL HEALTH PROMOTION ASSOCIATE	Education and training services	38,000.00
United States of America	SAS R & D SERVICES INC	Security and safety equipment	176,850.94
United States of America	THERMO SCIENTIFIC PORTABLE ANALYTIC	Laboratory and testing equipment	44,933.14
United States of America	UNDP-UZBEKISTAN	Editorial, design, graphic services	47,000.00
United States of America	UNDP-UZBEKISTAN	Motor vehicles and parts	492,800.00
United States of America	UNDP-UZBEKISTAN	Office equipment	75,670.00
United States of America	UNIVERSITY OF WASHINGTON	Healthcare services	239,999.54
United States of America	VMWARE INC.	IT and communications equipment	78,021.42
Viet Nam	UNDP-VIET NAM	Laboratory and testing equipment	81,910.00
Viet Nam	UNDP-VIET NAM	Paper materials and products	33,289.61
Viet Nam	UNDP-VIET NAM	Travel, food and lodging	138,625.00
Zambia	SONERGY DIAGNOSTICS LIMITED	Laboratory and testing equipment	62,323.95
UNPD			
Afghanistan	ABDUL KABIR	Management and admin services	116,664.00
Afghanistan	ABDUL QAHAR	Management and admin services	81,300.00
Afghanistan	ABDUL WASI	Management and admin services	63,000.00
Afghanistan	AFAQ CONSTRUCTION CO.LTD	Building and maintenance services	557,162.49
Afghanistan	AFGHAN FLEET AND GROUP SERVICES	Building and maintenance services	232,421.84
Afghanistan	AFGHAN GOLDEN KEY LTD	Building and maintenance services	125,344.13
Afghanistan	AFGHAN TELECOM CORPORATION	Engineering and research services	185,722.40
Afghanistan	AFGHAN WIRELESS COMMUNICATION COMPA	Public sector related services	35,867.29
Afghanistan	AHMAD SULAIMAN	Management and admin services	93,600.00
Afghanistan	ALHAM ZAHID C.C	Building and maintenance services	57,232.85
Afghanistan	ALHAM ZAHID C.C	Structures, construction components	30,252.90
Afghanistan	AMANULLAH	Management and admin services	55,250.00
Afghanistan	ARROW PETROLEUM	Fuels and lubricants etc.	394,257.19
Afghanistan	ASHOR MOHAMMAD	Management and admin services	31,200.00
Afghanistan	ASSESS TRANSFORM REACH CONSULTING (	Engineering and research services	86,011.00
Afghanistan	BROTHERS STORES	Public sector related services	39,550.00
Afghanistan	CHAHARDIHI INDUSTRIAL PRINTING PRES	Industrial manufacturing services	69,310.00
Afghanistan	DA AFGHANISTAN BRISHNA SHIRKAT	Public sector related services	53,929.36
Afghanistan	EAST POWER ENGINEERING SERVICES CO	Building and maintenance services	156,200.40
Afghanistan	EAST POWER ENGINEERING SERVICES CO	Industrial cleaning services	664,713.84
Afghanistan	ENAYATULLAH	Management and admin services	370,000.00
Afghanistan	GALAXY LIGHT LOGISTICS SERVICES COM	Transportation, storage, mail services	49,000.00
Afghanistan	GHULAM FAROOQ	Management and admin services	69,300.00
Afghanistan	GHULAM HASSAN	Management and admin services	472,500.00
Afghanistan	GOLDEN GALAXY CONSTRUCTION CO	Building and maintenance services	67,854.84
Afghanistan	GREAT TEAM LOGISTIC SERVICES CO	Building and maintenance services	44,350.00
Afghanistan	IDG SECURITY (AFGHANISTAN) LTD	Public order and security services	296,822.00
Afghanistan	IO GLOBAL SERVICES PVT LTD	Engineering and research services	38,552.00
Afghanistan	KABUL ALIF TAYA TRADING & LOGISTIC	Electrical systems components	51,483.50
Afghanistan	KHURASAN GHAZNA ROAD BUILDING &CONS	Building and maintenance services	52,993.00
Afghanistan	KHURASAN GHAZNA UNITED LOGISTIC SER	Distribution equipment	30,472.30
Afghanistan	KHURASAN GHAZNA UNITED LOGISTIC SER	Laboratory and testing equipment	35,200.00
Afghanistan	KHURASAN GHAZNA UNITED LOGISTIC SER	Land, building and structures	52,396.00
Afghanistan	MANSOOR S/O MOHD YOUNUS LNDLRD	Management and admin services	60,000.00
Afghanistan	MIRAJUDDIN	Management and admin services	1,115,100.00
Afghanistan	MOHAMMAD NASIR	Management and admin services	69,015.00
Afghanistan	MOHAMMAD SHARIF	Management and admin services	70,200.00
Afghanistan	MOHAMMAD SHARIF KARIMI	Management and admin services	70,200.00
Afghanistan	MR.FAIZULLAH S/O HAJI MOMIN	Management and admin services	67,320.00
Afghanistan	MSP BAMYAN	Financial and insurance services	730,493.90
Afghanistan	MUMINA D/O HAJI SALAHUDDIN	Management and admin services	73,674.54
Afghanistan	NATIONAL FUEL CORPORATION LTD	Fuels and lubricants etc.	4,884,620.48
Afghanistan	NUMU STANDARD AGRICULTURAL AND PEST	Building and maintenance services	77,825.00
Afghanistan	PIONEER GREEN GLOBAL GROUP	Engineering and research services	55,787.00
Afghanistan	PIONEER GREEN GLOBAL GROUP	Industrial cleaning services	239,911.08
Afghanistan	REALTECH CONSTRUCTION SOLUTION	Building and maintenance services	147,312.00
Afghanistan	SAHIL INTERNATIONAL TRANSPORTATIONC	Transportation, storage, mail services	130,000.00
Afghanistan	SAYED ABDUL BASHIR JALILI	Management and admin services	420,000.00
Afghanistan	SHEKIB NAWED CONSTRUCTION COMPANY (	Building and maintenance services	60,800.00
Afghanistan	SUNLIGHT ELECTRICITY SERVICES COMPA	Building and maintenance services	338,049.99
Afghanistan	SUNLIGHT ELECTRICITY SERVICES COMPA	Electrical systems components	73,341.00
Afghanistan	TELECOM DEVELOPMENT CO. AFGHANISTAN	Engineering and research services	323,401.20
Afghanistan	TELECOM DEVELOPMENT CO. AFGHANISTAN	Public sector related services	105,675.92
Afghanistan	ZENGER LOGISTICS SERVICES CO	Industrial cleaning services	106,062.33
Afghanistan	ZHAKFAR LOGISTICS AND SERVICES	Building and maintenance services	244,302.00
Afghanistan	ZHAKFAR LOGISTICS AND SERVICES	Industrial cleaning services	71,769.00
Afghanistan	ZHAKFAR LOGISTICS AND SERVICES	Printing, photo and AV equipment	136,831.50
Algeria	CLEAN WORLD	Industrial cleaning services	39,768.24
Algeria	NAFTAL SPA	Fuels and lubricants etc.	189,000.00
Algeria	SGS/CENTRE SPA	Public order and security services	107,486.81
Arab Countries	ABED EL-FATTAH SAFI & SONS COMPANY	Building and maintenance services	31,688.29

Location of supplier	Supplier name	Category description	Value (USD)
UNPD continued			
Arab Countries	AXIZO COMPUTER TECHNOLOGY	IT and communications equipment	124,385.00
Argentina	TGV-EXCELENCIAENSOLUCIONESINFORMÁTI	Engineering and research services	2,344,776.00
Australia	CODAN LIMITED (1)	Building and maintenance services	469,046.00
Australia	CODAN LIMITED (1)	IT and communications equipment	3,897,130.43
Australia	JOHN MCEWEN HOUSE PTY LTD	Management and admin services	77,326.66
Australia	TOLL REMOTE LOGISTICS PTY LTD	Transportation, storage, mail services	154,815.41
Austria	KREPS HANDELSGESELLSCHAFT NACHFOLGE	Building and construction machinery	92,212.68
Austria	KREPS HANDELSGESELLSCHAFT NACHFOLGE	Cleaning equipment	198,064.09
Austria	KREPS HANDELSGESELLSCHAFT NACHFOLGE	Laboratory and testing equipment	101,378.01
Austria	KREPS HANDELSGESELLSCHAFT NACHFOLGE	Motor vehicles and parts	398,233.44
Austria	KREPS HANDELSGESELLSCHAFT NACHFOLGE	Security and safety equipment	126,602.95
Austria	KREPS HANDELSGESELLSCHAFT NACHFOLGE	Sports and recreational equipment	108,250.02
Austria	KREPS HANDELSGESELLSCHAFT NACHFOLGE	Transportation, storage, mail services	53,094.98
Austria	ROSENBAUER INTERNATIONAL AG	Motor vehicles and parts	227,192.55
Austria	ROSENBAUER INTERNATIONAL AG	Security and safety equipment	58,142.86
Bahrain	BMMI BSC	Building and maintenance services	241,535.00
Belgium	BARCO NV	IT and communications equipment	233,327.02
Belgium	MR. MULENDA-MBO MILAMBA	Management and admin services	32,400.00
Belgium	NEWTEC CY N.V.	Building and maintenance services	249,585.10
Belgium	NEWTEC CY N.V.	IT and communications equipment	321,202.62
Belgium	REGIE DES BATIMENTS	Management and admin services	138,625.59
Belgium	REIBEL SA	Transportation, storage, mail services	769,740.50
Belgium	TRANSTEC S.A.	Politics and civic affairs services	243,000.00
Belgium	UNDP-BRUSSELS LIAISON OFFICE	Management and admin services	101,517.57
Belize	ETON INTERNATIONAL LIMITED	IT and communications equipment	332,526.87
Belize	ETON INTERNATIONAL LIMITED	Security and safety equipment	250,330.22
Belize	ETON INTERNATIONAL LIMITED	Sports and recreational equipment	32,061.01
Brazil	MLEME RH E SERVIÇOS LTDA	Engineering and research services	44,537.30
British Virgin Islands	CAMP OPERATING GROUP LIMITED	Management and admin services	222,750.00
British Virgin Islands	CTG GLOBAL LIMITED	Management and admin services	4,152,579.33
Bulgaria	HELI AIR SERVICES JSC	Transportation, storage, mail services	4,716,589.41
Burkina Faso	UNDP-BURKINA FASO	Management and admin services	45,706.64
Burundi	ALPHA SECURITY COMPANY (ASEC)	Public order and security services	35,775.44
Burundi	AUTOTECH	Transportation, storage, mail services	68,105.20
Burundi	ECONET LEO S.A	Engineering and research services	51,448.24
Burundi	MAURIDI AMISSI SIMBA	Management and admin services	150,000.00
Burundi	NONARA HOTELS S.A	Management and admin services	520,000.00
Burundi	NONARA HOTELS S.A	Public order and security services	33,248.06
Burundi	UNOPS-BURUNDI	Management and admin services	587,378.44
Cameroon	OBT SHIPPING CAMEROON SA	Transportation, storage, mail services	67,788.00
Cameroon	TREASURYCONSULTING.INFO SARL	Education and training services	30,000.00
Canada	1364076 ONTARIO INC.	Education and training services	30,000.00
Canada	AERONAV INC.	Motor vehicles and parts	5,568,196.53
Canada	CEM BENCHMARKING INC.	Financial and insurance services	64,500.00
Canada	CORITY SOFTWARE INC.	Engineering and research services	233,737.94
Canada	CORITY SOFTWARE INC.	IT and communications equipment	30,600.00
Canada	DELOITTE INC.	Management and admin services	486,696.65
Canada	DUNDEX	Education and training services	39,480.00
Canada	EFFIGIS GÉO-SOLUTIONS INC.	Engineering and research services	200,000.00
Canada	IATA TRAINING AND DEVELOPMENT INSTI	Education and training services	40,000.00
Canada	ICAO	Transportation, storage, mail services	66,301.90
Canada	INSCAPE CORPORATION	Building and maintenance services	2,730,285.84
Canada	INSCAPE CORPORATION	Furniture	1,639,502.83
Canada	INSCAPE CORPORATION	Transportation, storage, mail services	48,604.80
Canada	IVANHOÉ CAMBRIDGE INC.	Management and admin services	1,308,900.79
Canada	IVANHOÉ CAMBRIDGE INC. - LE 1000 DLG	Management and admin services	617,934.54
Canada	LATITUDE GEOGRAPHICS GROUP LTD	Engineering and research services	34,862.00
Canada	LES INVESTISSEMENTS NOLINOR INC.	Transportation, storage, mail services	472,800.00
Canada	MANITEX LIFTKING ULC	Motor vehicles and parts	346,107.57
Canada	MDA GEOSPATIAL SERVICES INC.	Engineering and research services	94,220.50
Canada	SEI INDUSTRIES LTD.	Material handling machinery	665,867.00
Canada	SIMON FRASER UNIVERSITY	Management and admin services	31,000.00
Canada	SUPPLY CHAIN MANAGEMENT ASSOCIATION	Education and training services	174,914.11
Canada	TRANS CAPITAL AIR LTD./LTEE.	Transportation, storage, mail services	4,803,972.41
Canada	TRISTAR GLOBAL LOGISTICS INC	Material handling machinery	2,900,000.00
Canada	TRISTAR GLOBAL LOGISTICS INC	Transportation, storage, mail services	136,848.36
Canada	VOYAGEUR AIRWAYS LIMITED	Transportation, storage, mail services	24,622,855.15
Canada	WNL DEVELOPMENT SOLUTIONS CANADA LT	Building and maintenance services	174,412.09
Central African Republic	ASCOMA CENTRAFRIQUE	Financial and insurance services	596,257.80
Central African Republic	AVIATION HANDLING SERVICES (AHS)	Transportation, storage, mail services	361,283.83
Central African Republic	CATADIAM	Management and admin services	78,343.19
Central African Republic	CFAO MOTORS CENTRAFRIQUE SA	Transportation, storage, mail services	97,404.95
Central African Republic	COMMERCIAL BANK CENTRAFRIQUE	Management and admin services	97,107.63
Central African Republic	CONSULAT HONORAIRE DU GABON EN RCA	Management and admin services	101,888.75
Central African Republic	COPRENAPE SARL	Mineral and textile materials	77,662.32
Central African Republic	CROISEMENT SA	Public order and security services	2,315,179.12
Central African Republic	DHL INTERNATIONAL CENTRAFRIQUE	Transportation, storage, mail services	32,273.16
Central African Republic	EMBASSY OF LIBYA-CAR	Management and admin services	110,176.36
Central African Republic	ETS TAFFRE FROID	Building and maintenance services	54,977.68
Central African Republic	FEYROUZ AWAD	Management and admin services	84,799.52
Central African Republic	FOBERD CENTRAFRIQUE	Tools and general machinery	30,890.20
Central African Republic	GHASSAN FARHAT	Management and admin services	52,050.71
Central African Republic	GROUPE JEAN-MARIE GUENGOUA	Management and admin services	197,947.68
Central African Republic	GUEGBELET JEAN DE DIEU	Management and admin services	174,190.44

Location of supplier	Supplier name	Category description	Value (USD)
UNPD continued			
Central African Republic	LA SOCIETE POWER'S S.A.R.L.	Public order and security services	481,155.85
Central African Republic	MAHYUM FOFUNG STEPHEN	Management and admin services	31,616.75
Central African Republic	OFFICE NATIONAL DU MATERIEL	Building and maintenance services	371,816.86
Central African Republic	OFFICE NATIONAL DU MATERIEL	Mineral and textile materials	48,794.37
Central African Republic	PATASSÉ NGAKOUTOU SYLVAIN	Management and admin services	32,986.61
Central African Republic	SINAFRIKIA SARL	Management and admin services	115,809.77
Central African Republic	STE QUIFEUROU CENTRAFRIQUE SA	Structures, construction components	144,533.73
China	CHINA TIANJIN RECARE CO.LTD.	Security and safety equipment	31,176.00
China	CHINA TRANSLATION CORPORATION	Editorial, design, graphic services	425,000.00
China	GK INTERNATIONAL ENTERPRISES CO. L	Distribution equipment	167,150.00
China	JINHUA FENGYUN IMPORT&EXPORT TRADE	Structures, construction components	103,711.50
China	PEAKINTERNATIONALTRADE(TIANJIN)CO.	Building and construction machinery	1,595,515.28
China	PEAKINTERNATIONALTRADE(TIANJIN)CO.	Cleaning equipment	5,575,361.20
China	PEAKINTERNATIONALTRADE(TIANJIN)CO.	Distribution equipment	9,392,256.72
China	PEAKINTERNATIONALTRADE(TIANJIN)CO.	Education and training services	36,096.00
China	PEAKINTERNATIONALTRADE(TIANJIN)CO.	Electrical systems components	1,933,683.75
China	PEAKINTERNATIONALTRADE(TIANJIN)CO.	Furniture	488,768.00
China	PEAKINTERNATIONALTRADE(TIANJIN)CO.	Industrial manufacturing services	63,339.00
China	PEAKINTERNATIONALTRADE(TIANJIN)CO.	Manufacturing components	2,215,537.90
China	PEAKINTERNATIONALTRADE(TIANJIN)CO.	Motor vehicles and parts	1,231,492.58
China	PEAKINTERNATIONALTRADE(TIANJIN)CO.	Power generation machinery	2,878,067.29
China	PEAKINTERNATIONALTRADE(TIANJIN)CO.	Security and safety equipment	35,033.00
China	PEAKINTERNATIONALTRADE(TIANJIN)CO.	Transportation, storage, mail services	263,510.00
China	QINGDAO HAIKE REFRIGERATION CO.LTD	Structures, construction components	239,096.00
China	SHANGHAI KOYO-ANP IMPORT AND EXPORT	Apparel, luggage and personal care	51,505.00
China	SHANGHAI KOYO-ANP IMPORT AND EXPORT	Domestic appliances and electronics	81,336.00
China	SHANGHAI KOYO-ANP IMPORT AND EXPORT	Furniture	971,955.00
China	SHANGHAI KOYO-ANP IMPORT AND EXPORT	Industrial manufacturing services	32,035.00
China	SHANGHAI KOYO-ANP IMPORT AND EXPORT	Material handling machinery	221,692.00
China	SHANGHAI KOYO-ANP IMPORT AND EXPORT	Motor vehicles and parts	36,900.00
China	SHANGHAI KOYO-ANP IMPORT AND EXPORT	Security and safety equipment	60,034.90
China	SHANGHAIKOYO-ANPIMPORT&EXPORTCO.LT	Motor vehicles and parts	35,655.50
China	SHANGHAIKOYO-ANPIMPORT&EXPORTCO.LT	Power generation machinery	32,496.00
China	TOP SOURCES TRADING LTD.	Distribution equipment	147,100.00
China	TOP SOURCES TRADING LTD.	Land, building and structures	304,301.76
China	TOP SOURCES TRADING LTD.	Material handling machinery	1,023,543.00
China	WEIHAI GUANGTAI AIRPORT EQUIPMENT C	Motor vehicles and parts	109,266.00
China	ZHONGHAO OVERSEAS CONSTRUCTION ENG.	Building and maintenance services	147,530.00
China	ZIBO DONGBANG GREEN TECH CO. LTD	Manufacturing components	192,069.52
China	ZIBO DONGBANG GREEN TECH CO. LTD	Material handling machinery	332,568.00
China	ZIBO DONGBANG GREEN TECH CO. LTD	Structures, construction components	875,225.37
Colombia	AGENCIA DE VIAJES Y TURISMO AVIATUR	Travel, food and lodging	1,231,409.31
Colombia	BLINSECURITY DE COLOMBIA LTDA	Transportation, storage, mail services	232,591.58
Colombia	BOOM LOGISTIC S.A.S.	Distribution equipment	105,381.31
Colombia	BOOM LOGISTIC S.A.S.	Transportation, storage, mail services	36,215.11
Colombia	CALMORI SAS	Transportation, storage, mail services	131,770.02
Colombia	COMERCIAL ELECTROMUEBLES Y CIA LTDA	IT and communications equipment	48,422.37
Colombia	COOPERATIVA MULTIACTIVA DE TRANSPOR	Transportation, storage, mail services	38,042.81
Colombia	DISEÑO INTERIOR SAS	Engineering and research services	48,569.43
Colombia	FAMOC DEPANEL S.A.	Management and admin services	267,385.86
Colombia	FUERZA AEREA COLOMBIANA	Healthcare services	71,894.47
Colombia	GMW SECURITY RENT A CAR LTDA	Transportation, storage, mail services	237,445.14
Colombia	HOUDING SAS	Apparel, luggage and personal care	38,450.56
Colombia	HOUDING SAS	Engineering and research services	311,832.63
Colombia	HOUDING SAS	Furniture	110,042.32
Colombia	HOUDING SAS	Land, building and structures	202,144.45
Colombia	INTRA- MAR SHIPPING S.A.	Transportation, storage, mail services	220,083.37
Colombia	INVERSIONES JARAMILLO AGUILAR SAS	Transportation, storage, mail services	357,203.57
Colombia	INVERSIONES SALMOTORS SAS	Transportation, storage, mail services	131,770.02
Colombia	MODERLINE SAS	Engineering and research services	31,436.57
Colombia	ORGANIZACION TERPEL SA	Fuels and lubricants etc.	30,484.39
Colombia	ROLANDO MARTINEZ GAMEZ COMERCIALIZA	Engineering and research services	491,449.45
Colombia	SAMA DISTRIBUIDORA Y COMERCIALIZADO	Engineering and research services	673,630.90
Colombia	SEGURIDAD ONCOR LTDA	Public order and security services	1,072,540.51
Colombia	SERVICIOS DE INGENIERÍA CIVIL AMBIE	Engineering and research services	133,585.65
Colombia	SERVICIOS DE INGENIERÍA CIVIL S.A.	Engineering and research services	658,356.08
Colombia	SISTEMAS Y DISTRIBUCIONES FORMACON	Paper materials and products	60,984.27
Colombia	SOCIEDAD COMERCIAL COLVAZCA S.A.S	Laboratory and testing equipment	40,406.05
Colombia	SOTO SINISTERRA SAS	Management and admin services	130,906.82
Colombia	TRANSPORTES COCOCARGA LTDA	Transportation, storage, mail services	142,318.11
Colombia	TV PRENSA S.A.	Engineering and research services	720,039.45
Colombia	UNION TEMPORAL TRANSUNIDOS 2017	Management and admin services	310,558.99
Colombia	VIAJEROS S.A	Transportation, storage, mail services	101,687.73
Colombia	YONY MOSQUERA MENDOZA	Engineering and research services	40,465.12
Côte d'Ivoire	CREPMO SARL	Transportation, storage, mail services	55,519.22
Côte d'Ivoire	DHL INTERNATIONAL CÔTE D'IVOIRE	Transportation, storage, mail services	37,409.02
Côte d'Ivoire	ENVIPUR SA	Industrial cleaning services	59,000.67
Côte d'Ivoire	GEHANT SARL	Education and training services	48,008.87
Côte d'Ivoire	GRAFICA IVOIRE SARL	Industrial cleaning services	172,432.85
Côte d'Ivoire	GROUPE SERVICE BATIMENT ENTRETIEN	Industrial cleaning services	666,302.81
Côte d'Ivoire	HERTZ CI SA	Transportation, storage, mail services	245,096.78
Côte d'Ivoire	IVOIRE NETTOYAGE SERVICES	Industrial cleaning services	32,266.28
Côte d'Ivoire	LA LAVANDIERE	Building and maintenance services	61,334.38
Côte d'Ivoire	LA LAVANDIERE	Industrial cleaning services	50,183.54

Location of supplier	Supplier name	Category description	Value (USD)
UNPD continued			
Côte d'Ivoire	MTN (CÔTE D'IVOIRE)	Engineering and research services	45,468.32
Côte d'Ivoire	MTN (CÔTE D'IVOIRE)	Public sector related services	134,011.90
Côte d'Ivoire	RMG CÔTE D'IVOIRE SA	Industrial cleaning services	222,716.57
Côte d'Ivoire	RMO CI	Transportation, storage, mail services	161,213.19
Côte d'Ivoire	SAKHIRO ENTREPRISES	Cleaning equipment	62,778.35
Côte d'Ivoire	SECTRONIC (CÔTE D'IVOIRE)	Building and maintenance services	49,056.56
Côte d'Ivoire	SETCO SARL	Building and maintenance services	108,141.73
Côte d'Ivoire	SIMAT	Transportation, storage, mail services	58,528.44
Côte d'Ivoire	SOCIETE IVOIRIENNE DE SECURITE PUIS	Public order and security services	1,764,583.47
Côte d'Ivoire	SOFITEL ABIDJAN HOTEL IVOIRE SA	Travel, food and lodging	104,034.57
Côte d'Ivoire	UTB (UNION DES TRANSPORTS DE BOUAKE	Transportation, storage, mail services	32,331.38
Cyprus	A&I ELECTRIC LTD	Building and maintenance services	175,135.50
Cyprus	A. ERACLEOUS ELECTRICALINSTALLATION	Building and maintenance services	56,638.02
Cyprus	A. TSOULOFTAS AND SONS LTD	Industrial cleaning services	361,269.04
Cyprus	A.P.K. GARAGES LTD	Transportation, storage, mail services	170,933.95
Cyprus	ASTRA & PETSAS RENT A CAR J.V	Transportation, storage, mail services	1,274,752.81
Cyprus	ATMOKATHARISTIRIO ZACHARIAS ERACLEO	Personal and domestic services	115,521.07
Cyprus	B & A THE BEST M.C.C. LIMITED	Industrial cleaning services	250,286.92
Cyprus	BP EASTERN MEDITERRANEAN LTD	Fuels and lubricants etc.	60,000.00
Cyprus	CYPRUS TRADE & TOURS LTD	Travel, food and lodging	1,402,072.11
Cyprus	CYTA	Public sector related services	61,320.75
Cyprus	ELEFTHERIOS PANAYI & SONS LTD	Mineral and textile materials	56,019.05
Cyprus	KIYMET GROUP OF COMPANIES LTD.	Management and admin services	147,293.81
Cyprus	LAGROME TRADING LTD	Transportation, storage, mail services	107,167.28
Cyprus	LELLA KENTONIS INVESTMENT CO. LTD.	Laboratory and testing equipment	45,678.61
Cyprus	LOIZOS TOFARI LTD	Building and maintenance services	87,973.12
Cyprus	M. T. PIPERARIS TRADING LTD	Building and maintenance services	121,162.19
Cyprus	MA-STRO (ENGINEERING) LTD	Building and maintenance services	130,907.05
Cyprus	MASSAR LIMITED	Management and admin services	290,000.00
Cyprus	MEHMET CAKIRLI	Industrial cleaning services	54,086.54
Cyprus	NECIP TOZUN TICARET LIMITED	Travel, food and lodging	917,029.76
Cyprus	PETROLINA (HOLDINGS) PUBLIC LTD	Fuels and lubricants etc.	425,500.00
Cyprus	SMC JOINT VENTURE	Building and maintenance services	45,527.39
Cyprus	STOP FIRE G. TTOFATZIAES LTD	Building and maintenance services	102,722.70
Cyprus	STOP FIRE G. TTOFATZIAES LTD	Security and safety equipment	49,108.86
Cyprus	TSOULOFTAS CONSTRUCTIONS LTD	Building and maintenance services	33,085.88
Cyprus	VICTOIRE INSURANCE AGENCIES LIMITED	Financial and insurance services	41,176.47
Czechia	SVOS SPOL. S R.O.	Motor vehicles and parts	11,254,275.96
Democratic Republic of the Congo	ACTION ET SOUTIEN AU DEVEL	Industrial cleaning services	80,496.00
Democratic Republic of the Congo	ACTION ET SOUTIEN AU DEVEL	Mineral and textile materials	33,000.00
Democratic Republic of the Congo	ACTION POUR LA PROMOTION DU BIEN	Industrial cleaning services	39,000.00
Democratic Republic of the Congo	ADI"" ACTIONS POUR LE DEVELOPPEMENT	Management and admin services	54,000.00
Democratic Republic of the Congo	AGENCE FRANCAISE DE DEVELOPPEMENT	Management and admin services	48,000.00
Democratic Republic of the Congo	AGENCE MARITIME INTERNATIONALE DU	Management and admin services	72,000.00
Democratic Republic of the Congo	ASBL ''ASSOCIATION DES PERES	Management and admin services	54,000.00
Democratic Republic of the Congo	BADUGUZA MALEKERA EMMANUEL	Management and admin services	36,000.00
Democratic Republic of the Congo	BANQUE COMMERCIALE DU CONGO	Management and admin services	30,000.00
Democratic Republic of the Congo	BARAKASAN SERVICES LTD	Industrial cleaning services	46,800.00
Democratic Republic of the Congo	BERTRAND BISENGIMANA MUYANGO	Management and admin services	136,281.60
Democratic Republic of the Congo	BISHWEKA NYAMWIRAHIRA VANNY	Management and admin services	48,000.00
Democratic Republic of the Congo	BOLLORÉ AFRICA LOGISTICS RDC	Transportation, storage, mail services	4,643,953.00
Democratic Republic of the Congo	BRALLOY INC	Management and admin services	752,400.00
Democratic Republic of the Congo	CGHA HOTEL MEMLING SA	Transportation, storage, mail services	123,700.50
Democratic Republic of the Congo	CHAMPION MOTORS (ETS PABCO)	Motor vehicles and parts	118,080.00
Democratic Republic of the Congo	CHARLES NYUNDA MULINGANYA BUK	Management and admin services	129,000.00
Democratic Republic of the Congo	CIKWANANZI PIA	Management and admin services	40,800.00
Democratic Republic of the Congo	COMITE DE PROTECTION DES PARCELLES	Management and admin services	96,000.00
Democratic Republic of the Congo	COMMUNAUTE HELLENIQUE DE BUNIA	Management and admin services	48,000.00
Democratic Republic of the Congo	DELTA PROTECTION SPRL	Public order and security services	3,201,953.80
Democratic Republic of the Congo	DENIS BISHOGO	Management and admin services	96,000.00
Democratic Republic of the Congo	DHL INTERNATIONAL CONGO	Transportation, storage, mail services	60,000.00
Democratic Republic of the Congo	DOMAINE DE KATALE	Management and admin services	84,000.00
Democratic Republic of the Congo	E.G.EC SPRL	Engineering and research services	375,521.40
Democratic Republic of the Congo	EDOUARD KITAMBALA AZWATA	Management and admin services	96,000.00
Democratic Republic of the Congo	EGCR ETS SARL	Building and maintenance services	41,135.00
Democratic Republic of the Congo	EMMANUEL TUMUSIIME UGANDA	Management and admin services	44,000.00
Democratic Republic of the Congo	ENTREPRISE DE GENIE CIVIL ET DE CON	Building and maintenance services	94,325.10
Democratic Republic of the Congo	ESSELEN JOSE	Management and admin services	148,628.25
Democratic Republic of the Congo	ETABLISSEMENT FULL BUSINESS COMPANY	Mineral and textile materials	32,500.00
Democratic Republic of the Congo	ETABLISSEMENT FULL BUSINESS COMPANY	Structures, construction components	343,535.50
Democratic Republic of the Congo	ETS DONA DEI SPRL	Structures, construction components	34,800.00
Democratic Republic of the Congo	ETS DUNIA BUSINESS SERVICES D.B.S	Mineral and textile materials	30,500.00
Democratic Republic of the Congo	ETS HUKAS BUSINESS SARL	Mineral and textile materials	38,235.00
Democratic Republic of the Congo	ETS IMPERIUM	Transportation, storage, mail services	250,000.00
Democratic Republic of the Congo	ETS IRENE BYAMUNGU (CONGO THE DEMO	Industrial cleaning services	153,120.00
Democratic Republic of the Congo	ETS KIVU NENO SARL	Electrical systems components	49,844.00
Democratic Republic of the Congo	ETS KIVU NENO SARL	Structures, construction components	70,245.00
Democratic Republic of the Congo	ETS LIMIF TRADING	Mineral and textile materials	68,700.00
Democratic Republic of the Congo	ETS MUAKAS SARL	Structures, construction components	33,105.00
Democratic Republic of the Congo	ETS YOTE YATOKA KWA MUNGU SARL	Distribution equipment	30,272.00
Democratic Republic of the Congo	FABRIQUE NATIONALE DE MEUBLES ET	Management and admin services	117,420.00
Democratic Republic of the Congo	FIRME BILOLO KAYEMBE SARL	Distribution equipment	32,179.50
Democratic Republic of the Congo	GENITEC SPRL	Electrical systems components	72,521.80
Democratic Republic of the Congo	GENITEC SPRL	Mineral and textile materials	41,160.00

Location of supplier	Supplier name	Category description	Value (USD)
UNPD continued			
Democratic Republic of the Congo	GENITEC SPRL	Structures, construction components	78,744.50
Democratic Republic of the Congo	GROTHEK S.P.R.L	Management and admin services	30,000.00
Democratic Republic of the Congo	GROUPE RUBUYE SARL	Transportation, storage, mail services	200,000.00
Democratic Republic of the Congo	HAJI SHOKATALI RIZWAN	Management and admin services	315,000.00
Democratic Republic of the Congo	HOPITAL DU CINQUANTENAIRE	Healthcare services	750,000.00
Democratic Republic of the Congo	HOTEL LES CHALETS	Transportation, storage, mail services	34,056.00
Democratic Republic of the Congo	IMMOBILUX CONGO SPRL	Management and admin services	144,123.00
Democratic Republic of the Congo	INSTITUT NATIONAL DE PREPARATION PRO	Education and training services	99,825.00
Democratic Republic of the Congo	INSTITUT SUPERIEUR PEDAGOGIQUE DE	Management and admin services	84,000.00
Democratic Republic of the Congo	JADOS TEKLA T/S SUCCESSION PRIGOGINE	Management and admin services	345,000.00
Democratic Republic of the Congo	JUSTIN MUSANGANYA KALAMO (MR)	Management and admin services	42,000.00
Democratic Republic of the Congo	KASEREKA LUBUNDU PHILIPPE	Management and admin services	57,600.00
Democratic Republic of the Congo	KIVU BUSINESS AND MARKETING	Furniture	39,000.00
Democratic Republic of the Congo	KK SECURITY CONGO SPRL	Public order and security services	3,309,983.15
Democratic Republic of the Congo	KYEMBWA NTABO CATHERINE	Management and admin services	55,200.00
Democratic Republic of the Congo	L ASSOCIATION DES PERES CITERCIENS	Management and admin services	60,000.00
Democratic Republic of the Congo	LA JOIE PLAZZA HOTEL	Editorial, design, graphic services	51,920.00
Democratic Republic of the Congo	LE DIOCESE DE GOMA	Management and admin services	30,000.00
Democratic Republic of the Congo	LOGISTIQUEXPRESS SARL	Transportation, storage, mail services	59,975.00
Democratic Republic of the Congo	MAGIC TOUCH	Industrial manufacturing services	78,130.00
Democratic Republic of the Congo	MAISON GRADIE	Food and beverage products	33,800.00
Democratic Republic of the Congo	MAISON GRADIE	Structures, construction components	34,034.00
Democratic Republic of the Congo	MAISON GRADIE	Transportation, storage, mail services	421,868.78
Democratic Republic of the Congo	MAISON HEISEL	Apparel, luggage and personal care	34,235.00
Democratic Republic of the Congo	MAISON HEISEL	Building and maintenance services	71,256.00
Democratic Republic of the Congo	MAISON HEISEL	Chemicals	301,905.00
Democratic Republic of the Congo	MAISON HEISEL	Mineral and textile materials	190,920.00
Democratic Republic of the Congo	MAISON HEISEL	Structures, construction components	40,120.00
Democratic Republic of the Congo	MAISON HEISEL CONSTRUCT SARL	Building and maintenance services	36,523.76
Democratic Republic of the Congo	MAISON KIVU STARS	Electrical systems components	43,978.75
Democratic Republic of the Congo	MAISON KIVU STARS	Structures, construction components	151,812.00
Democratic Republic of the Congo	MAISON M.L MUSANGANYA LUBONGERA (ET	Management and admin services	40,000.00
Democratic Republic of the Congo	MAISON MUNGU KWA WOTE	Structures, construction components	34,400.00
Democratic Republic of the Congo	MAISON PACIFIQUE SARL	Structures, construction components	33,654.50
Democratic Republic of the Congo	MALAIKA SARL	Apparel, luggage and personal care	233,390.00
Democratic Republic of the Congo	MAMBOLEO MUGHUBA	Management and admin services	66,000.00
Democratic Republic of the Congo	MELLE AMZA MAURIDI AMISI	Management and admin services	42,000.00
Democratic Republic of the Congo	MICHEL COHEN	Management and admin services	519,120.00
Democratic Republic of the Congo	MINANI MIGABO	Management and admin services	247,500.00
Democratic Republic of the Congo	MINGI IMMOBILIER	Mineral and textile materials	192,677.50
Democratic Republic of the Congo	MINOTERIE DE MATADI SARL	Management and admin services	60,000.00
Democratic Republic of the Congo	MME LUBALA NAMAVU JEANNETTE	Management and admin services	66,000.00
Democratic Republic of the Congo	MONSIEUR MWAMI BUTSITSI BIGIRWA	Management and admin services	30,000.00
Democratic Republic of the Congo	MPINGA MWAKANA TARICA MARIE-JEANNE JULIE	Management and admin services	240,000.00
Democratic Republic of the Congo	MR JACOB ADJUA ODRU LEGUMA	Management and admin services	240,750.00
Democratic Republic of the Congo	MR MWAMI KALINDA NDANDU	Management and admin services	61,109.76
Democratic Republic of the Congo	MR PAULIN BISHAKALYA KOKERE	Management and admin services	36,000.00
Democratic Republic of the Congo	MR. HATUWA MIGABO	Management and admin services	247,500.00
Democratic Republic of the Congo	MR.BASHIMBE CHIZA MUKE	Management and admin services	48,000.00
Democratic Republic of the Congo	MSON. JLM CONSTRUCT	Structures, construction components	44,814.00
Democratic Republic of the Congo	MUCESO MUNYERENKANA MELCHIADE	Management and admin services	54,000.00
Democratic Republic of the Congo	MULUNDA KASEMBELE	Management and admin services	48,000.00
Democratic Republic of the Congo	NEW AMZA CONSTRUCTION	Structures, construction components	68,793.90
Democratic Republic of the Congo	NFUNDIKO LUGAMBA RICHARD	Management and admin services	87,000.00
Democratic Republic of the Congo	NTAGAHWA MIRENGE PANDA S.A.R.L	Industrial cleaning services	312,924.00
Democratic Republic of the Congo	NTAGAHWA MIRENGE PANDA S.A.R.L	Transportation, storage, mail services	45,600.00
Democratic Republic of the Congo	NYIRAGONGO SARL	Management and admin services	108,000.00
Democratic Republic of the Congo	OFFICE DES ROUTES;DIRTECTION	Management and admin services	69,000.00
Democratic Republic of the Congo	PANORAMA HOTEL	Transportation, storage, mail services	68,145.00
Democratic Republic of the Congo	PJF ENGINEERING SARL	Building and maintenance services	36,499.00
Democratic Republic of the Congo	QUAINCAILLERIE GLOIRE À DIEU	Electrical systems components	35,000.00
Democratic Republic of the Congo	QUAINCAILLERIE GLOIRE À DIEU	Industrial cleaning services	52,800.00
Democratic Republic of the Congo	QUAINCAILLERIE GLOIRE À DIEU	Mineral and textile materials	154,314.00
Democratic Republic of the Congo	QUING MATERIAUX SARL	Distribution equipment	49,482.75
Democratic Republic of the Congo	QUING MATERIAUX SARL	Power generation machinery	140,286.50
Democratic Republic of the Congo	QUING MATERIAUX SARL	Structures, construction components	131,507.81
Democratic Republic of the Congo	RANDY MOTORS	Engineering and research services	289,308.50
Democratic Republic of the Congo	RANDY MOTORS	Public sector related services	222,866.00
Democratic Republic of the Congo	RESTAURANT LA BOURGEOISE SARL	Editorial, design, graphic services	135,208.00
Democratic Republic of the Congo	SAFRICAS-CONGO SA	Building and maintenance services	859,800.00
Democratic Republic of the Congo	SAFRICAS-CONGO SA	Mineral and textile materials	62,200.00
Democratic Republic of the Congo	SAFRICAS-CONGO SA	Structures, construction components	1,040,318.20
Democratic Republic of the Congo	SANI-BEAUTÉ	Industrial cleaning services	1,047,893.27
Democratic Republic of the Congo	SCTP SARL - MBANDAKA	Management and admin services	114,738.20
Democratic Republic of the Congo	SEA CORPORATION SARL	Material handling machinery	39,300.00
Democratic Republic of the Congo	SEA CORPORATION SARL	Mineral and textile materials	74,204.12
Democratic Republic of the Congo	SHARMA NARESH KUMAR	Management and admin services	47,500.00
Democratic Republic of the Congo	SHIPPINGGREATLAKES SARL	Transportation, storage, mail services	36,926.00
Democratic Republic of the Congo	SOCIETE AIGLE SERVICES LTD SARL	Public order and security services	3,075,562.00
Democratic Republic of the Congo	SOCIETE TEXTILE DE KISANGANI	Industrial manufacturing services	38,000.00
Democratic Republic of the Congo	STE DATCO SPRL	Paper materials and products	30,020.00
Democratic Republic of the Congo	STE MONS MULTI-SERVICES SARL	Distribution equipment	88,157.03
Democratic Republic of the Congo	TECHNOPRINT SPRL	Printing, photo and AV equipment	123,000.00
Democratic Republic of the Congo	TRABEMCO SARL	Structures, construction components	296,418.75

Location of supplier	Supplier name	Category description	Value (USD)
UNPD continued			
Democratic Republic of the Congo	TSONGO KASEREKA	Management and admin services	80,850.00
Democratic Republic of the Congo	UTEXAFRICA SA	Management and admin services	1,037,400.00
Democratic Republic of the Congo	VICTOR NGEZAYO	Management and admin services	312,000.00
Democratic Republic of the Congo	VODACOM CONGO RDC	Engineering and research services	286,200.00
Democratic Republic of the Congo	VUDISA-DOLAIN	Editorial, design, graphic services	72,000.00
Democratic Republic of the Congo	YUMA BIABA	Management and admin services	60,000.00
Denmark	CICCI APS	IT and communications equipment	41,736.42
Denmark	COPENHAGEN GLOBAL A/S	Motor vehicles and parts	11,463,829.89
Denmark	COPENHAGEN GROUP A/S	Motor vehicles and parts	6,633,655.35
Denmark	DAMCO INTERNATIONAL A/S	Transportation, storage, mail services	610,250.00
Denmark	DANOFFICE APS (DENMARK)	Electrical systems components	268,080.00
Denmark	DANOFFICE APS (DENMARK)	Engineering and research services	40,945.00
Denmark	DANOFFICE APS (DENMARK)	IT and communications equipment	9,822,122.59
Denmark	DANOFFICE APS (DENMARK)	Motor vehicles and parts	56,955.00
Denmark	DANOFFICE APS (DENMARK)	Office equipment	3,189,767.36
Denmark	DANOFFICE APS (DENMARK)	Power generation machinery	147,555.00
Denmark	DANOFFICE APS (DENMARK)	Published products	87,060.00
Denmark	DANOFFICE APS (DENMARK)	Security and safety equipment	150,295.00
Denmark	DANOFFICE APS (DENMARK)	Transportation, storage, mail services	47,335.00
Denmark	DSV AIR & SEA A/S	Transportation, storage, mail services	36,446.10
Denmark	HECKSHER LINIEAGENTURER A/S	Transportation, storage, mail services	447,711.56
Denmark	JOHS. GRAM-HANSSEN A/S	Distribution equipment	717,400.00
Denmark	JOHS. GRAM-HANSSEN A/S	Electrical systems components	1,433,605.40
Denmark	JOHS. GRAM-HANSSEN A/S	Material handling machinery	145,858.10
Denmark	JOHS. GRAM-HANSSEN A/S	Mineral and textile materials	2,332,925.00
Denmark	JOHS. GRAM-HANSSEN A/S	Security and safety equipment	174,605.97
Denmark	JOHS. GRAM-HANSSEN A/S	Structures, construction components	2,181,178.90
Denmark	JOHS. GRAM-HANSSEN A/S	Transportation, storage, mail services	40,950.00
Denmark	KJAER & KJAER A/S	Motor vehicles and parts	75,890.26
Denmark	KUEHNE + NAGEL A/S	Transportation, storage, mail services	103,959.45
Denmark	NORDIC CONSULTING GROUP A/S	Politics and civic affairs services	109,630.00
Denmark	SCAN GLOBAL LOGISTICS A/S	Transportation, storage, mail services	21,547,789.28
Denmark	TELETECH KONFERENCE KOMMUNIKATION A	Printing, photo and AV equipment	176,637.00
Denmark	UNDP-DENMARK	Education and training services	113,776.00
Denmark	UNDP-PROCUREMENT SUPPORT OFFICE - IAPSO	Education and training services	40,855.00
Denmark	UNOPS-HQ	Building and maintenance services	1,070,992.00
Denmark	UNOPS-HQ	Engineering and research services	18,732,730.71
Denmark	UNOPS-HQ	Management and admin services	1,082,858.83
Denmark	UNOPS-HQ	Public order and security services	112,264,253.00
Dominican Republic	CEDIMAT	Healthcare services	200,000.00
Dominican Republic	LABORATORIOS BIO-MEDICA MG S.A.	Laboratory and testing equipment	146,236.40
Egypt	EGYPTAIR AIRLINES	Transportation, storage, mail services	1,627,450.00
Egypt	EGYPTIAN MULTI-SERVICE COMPANY	Public order and security services	189,150.00
Estonia	ISTROL OU	Distribution equipment	31,030.00
Ethiopia	ETHIOPIAN AIRLINES ENTERPRISE	Transportation, storage, mail services	50,651,435.81
Europe not elsewhere specified	ALTAVIA SH.P.K	Travel, food and lodging	316,286.40
Europe not elsewhere specified	ARMAKOS LLC	Building and maintenance services	208,519.79
Europe not elsewhere specified	BUÇAJ SH.P.K	Management and admin services	960,922.05
Europe not elsewhere specified	DAY ENGINEERING SH. P. K.	Engineering and research services	74,999.97
Europe not elsewhere specified	GANI JASHARI	Management and admin services	42,320.82
Europe not elsewhere specified	HENDERSON ASSET PROTECTION LLC	Public order and security services	145,673.08
Europe not elsewhere specified	ITBM LLC	Building and maintenance services	59,482.37
Europe not elsewhere specified	KESCO	Public sector related services	106,132.08
Europe not elsewhere specified	LIFTKOS SHPK	Building and construction machinery	91,426.94
Europe not elsewhere specified	N.P.N. ""UNI-PROJECT""	Industrial cleaning services	88,833.06
Europe not elsewhere specified	N.T.SH ""MENDI""	Transportation, storage, mail services	100,000.00
Europe not elsewhere specified	PETROL COMPANY SH.P.K.	Fuels and lubricants etc.	64,268.86
Europe not elsewhere specified	TELEKOMI I KOSOVËS"" SH.A.	Public sector related services	34,129.69
Finland	PATRIA LAND SYSTEMS OY	Motor vehicles and parts	47,017.49
France	AARPI DERAINS & GHARAVI	Management and admin services	220,000.00
France	AGENCE FRANCE-PRESSE (FRANCE)	Public sector related services	82,238.00
France	AIRBUS DS GEO SA	Engineering and research services	967,546.16
France	AIRBUS DS GEO SA	Published products	132,277.00
France	CMA CGM S.A.	Transportation, storage, mail services	247,292.80
France	DAHER TECHNOLOGIES	Transportation, storage, mail services	3,868,910.37
France	DT PROJECT	Transportation, storage, mail services	39,487.73
France	EBSCO INFORMATION SERVICES	Published products	60,000.00
France	ECONOMAT DES ARMEES	Food and beverage products	5,645,499.07
France	ERNST & YOUNG ADVISORY	Management and admin services	786,762.00
France	FRESHFIELDS BRUCKHAUS DERINGER	Management and admin services	1,411,135.53
France	G. FERON - E. DE CLEBSATTEL S. A.	Land, building and structures	34,226,209.77
France	G. FERON - E. DE CLEBSATTEL S. A.	Material handling machinery	280,318.54
France	G. FERON - E. DE CLEBSATTEL S. A.	Services industry equipment	226,830.26
France	G. FERON - E. DE CLEBSATTEL S. A.	Transportation, storage, mail services	1,920,000.00
France	GEOSYSTEMS FRANCE SARL	IT and communications equipment	61,638.21
France	GROUPE MULLIEZ FLORY	Apparel, luggage and personal care	265,286.57
France	LOSBERGER SAS	Land, building and structures	1,742,312.00
France	LOSBERGER SAS	Transportation, storage, mail services	231,446.00
France	MANITOU BF	Motor vehicles and parts	5,294,847.31
France	MUSTHANE	Motor vehicles and parts	494,062.71
France	OPERATION BARKHANE	Healthcare services	86,862.11
France	ORGANIZATION FOR ECONOMIC COOPERATION	Management and admin services	31,121.46
France	PM OF FRANCE TO THE UNITED NATIONS	Engineering and research services	17,206,351.51
France	PM OF FRANCE TO THE UNITED NATIONS	Transportation, storage, mail services	1,050,000.00

Location of supplier	Supplier name	Category description	Value (USD)
UNPD continued			
France	RAZEL-BEC SASU	Building and maintenance services	11,028,696.49
France	RCS EUROPE SARL	IT and communications equipment	34,082.50
France	RENAULT TRUCKS SAS	Manufacturing components	31,921.41
France	RENAULT TRUCKS SAS	Motor vehicles and parts	334,499.30
France	RENAULT TRUCKS SAS	Transportation, storage, mail services	112,614.72
France	VISIOM SAS	Security and safety equipment	124,595.00
Gabon	2IS & SERVICES SARL	Building and maintenance services	52,436.84
Gabon	GABON TELECOM SA	Public sector related services	81,323.95
Gabon	M. BRICE IGONDJO MBAYE T/A HYBRID G	Public order and security services	35,448.06
Gabon	RACINE BTP SARL	Building and maintenance services	40,661.98
Gabon	WABPUB	Industrial manufacturing services	42,907.72
Gambia	UNDP-GAMBIA	Editorial, design, graphic services	67,000.00
Germany	CANCOM ON LINE GMBH	IT and communications equipment	65,940.00
Germany	DIPOS	Management and admin services	81,000.00
Germany	EUROBOGEN TRAINING AND CONSULTING	Education and training services	56,460.00
Germany	FAI RENT-A-JET AG	Public order and security services	157,333.81
Germany	FAI RENT-A-JET AG	Transportation, storage, mail services	6,447,508.83
Germany	FLEISCHHACKER GMBH & CO. KG	Laboratory and testing equipment	572,362.30
Germany	FLEISCHHACKER GMBH & CO. KG	Material handling machinery	61,820.85
Germany	FLEISCHHACKER GMBH & CO. KG	Medical equipment	3,462,449.33
Germany	FLEISCHHACKER GMBH & CO. KG	Security and safety equipment	260,084.14
Germany	FLEISCHHACKER GMBH & CO. KG	Transportation, storage, mail services	69,810.44
Germany	ITO FRANKFURT HANS GERZYMISCH GMBH	Transportation, storage, mail services	370,432.39
Germany	NATIONAL AIR CARGO(DEUTSCHLAND)GMBH	Transportation, storage, mail services	40,873.46
Germany	NOWAR-SECURITY EQUIPMENT GMBH	Laboratory and testing equipment	126,319.10
Germany	NOWAR-SECURITY EQUIPMENT GMBH	Security and safety equipment	733,998.23
Germany	NOWAR-SECURITY EQUIPMENT GMBH	Transportation, storage, mail services	46,502.36
Germany	PM OF GERMANY TO THE UNITED NATIONS	Engineering and research services	190,000.00
Germany	SAFEGATE GERMANY GMBH	Motor vehicles and parts	731,254.13
Germany	SALAS & TILLMANN PARTNERS	Education and training services	36,088.41
Germany	STOOFINTERNATIONALVERTRIEBSGESELLSC	Motor vehicles and parts	99,175.60
Guinea-Bissau	BISSAU EQUIPAMENTOS - CARTERPILAR	Engineering and research services	35,167.08
Guinea-Bissau	EMPRESA DE ELETRICIDADE E AGUAS DA	Public sector related services	104,300.79
Guinea-Bissau	ERCANO CONSTRUCOES	Building and maintenance services	131,280.92
Guinea-Bissau	JORGE COSTA	Management and admin services	45,298.06
Guinea-Bissau	MASA-SEGURANÇA	Public order and security services	96,612.86
Guinea-Bissau	PETROMAR - SOCIEDADE DE ABASTECIMEN	Fuels and lubricants etc.	347,704.60
Guinea-Bissau	PRE-LIMPA	Industrial cleaning services	46,842.60
Guinea-Bissau	SATGURU TRAVEL	Travel, food and lodging	525,000.00
Guinea-Bissau	SPACETEL GUINE-BISSAU SA (MTN)	Public sector related services	94,519.04
Haiti	ACCESS HAITI S.A.	Building and maintenance services	40,250.00
Haiti	BOUCARD PEST CONTROL & SANITATIONS.	Industrial cleaning services	322,775.00
Haiti	CAPITAL IMMOBILIER S. A.	Management and admin services	156,818.40
Haiti	CAPITOL S.A.	Management and admin services	200,604.38
Haiti	CHATELAIN CARGO SERVICES SA	Transportation, storage, mail services	84,605.00
Haiti	CIRDEC	Building and maintenance services	95,053.00
Haiti	CORAIL S.A.	Management and admin services	48,801.53
Haiti	ECONOMIC TIRES S.A	Motor vehicles and parts	35,082.28
Haiti	GRAPHIC PLUS	Industrial manufacturing services	33,800.00
Haiti	GRAPHIC PLUS	Published products	122,050.00
Haiti	HAYTIAN TRACTOR AND EQUIPMENT CO	Public sector related services	8,258,725.51
Haiti	JEDCO SERVICES S.A	Industrial cleaning services	50,000.00
Haiti	LE MONTE CRISTO HOTEL & SUITES	Education and training services	33,440.00
Haiti	LE NOUVEAU MATIN S.A.	Public sector related services	194,400.00
Haiti	LES ENTREPRISES ANTOINE S.A.	Management and admin services	194,996.87
Haiti	MARGARET DEGAND	Building and maintenance services	72,839.62
Haiti	MARGARET DEGAND	Management and admin services	81,800.60
Haiti	MEDIA & COMMUNICATION MEDIACOM)	Public sector related services	127,993.11
Haiti	MSC PLUS S.A.	Mineral and textile materials	72,450.00
Haiti	PAP SECURITY SERVICES S.A.	Public order and security services	1,181,300.00
Haiti	RADIO HAITI INTER	Public sector related services	30,000.00
Haiti	ROCHE JARDIN SERVICE	Building and maintenance services	35,000.00
Haiti	SOCIETE DU RHUM BARBANCOURT T. GAR	Management and admin services	291,898.10
Haiti	SOCIÉTÉ FINANCIÈRE HAÏTIENNE DE DÉV	Education and training services	39,870.00
Haiti	TAMISE	Editorial, design, graphic services	63,654.00
Haiti	UNIGESTION HOLDING S.A	Engineering and research services	538,400.00
Haiti	UNIGESTION HOLDING S.A	Public sector related services	500,000.00
India	AMANJEET BANGA	Management and admin services	71,828.36
India	BELLSTONE HI-TECH INTERNATIONAL	Furniture	34,547.40
India	BELLSTONE HI-TECH INTERNATIONAL	Office equipment	51,636.28
India	BELLSTONE HI-TECH INTERNATIONAL	Security and safety equipment	30,261.96
India	BELLSTONE HI-TECH INTERNATIONAL	Sports and recreational equipment	33,592.12
India	CONFEDERATION OF INDIAN INDUSTRY	Education and training services	32,919.40
India	IEESHAN IMPEX PVT LTD	Distribution equipment	284,160.00
India	NBMS GLOBAL TRADE PVT LTD	Live plant and animal material	38,716.75
India	NBMS GLOBAL TRADE PVT LTD	Security and safety equipment	32,241.80
India	PSM GLOBAL IMPEX	Electrical systems components	356,102.30
India	PSM GLOBAL IMPEX	Power generation machinery	695,944.00
India	ZOHO CORPORATION PVT LIMITED	IT and communications equipment	37,758.00
Iraq	A. KHUDAIRI TRADING AND CONTRACTING	Transportation, storage, mail services	116,428.00
Iraq	ABAQ ALTEEB COMPANY FOR GENERAL TRA	Building and maintenance services	788,358.00
Iraq	ABILITY WITH INNOVATION GENERAL	Personal and domestic services	212,874.47
Iraq	ABNAA AL ABDULY COMPANY	Building and maintenance services	2,523,996.00
Iraq	ABNAA AL ABDULY COMPANY	Fuels and lubricants etc.	878,444.40

Location of supplier	Supplier name	Category description	Value (USD)
UNPD continued			
Iraq	AL-TAHREER ASSOCIATION FOR DEVELOPMENT	Engineering and research services	76,275.00
Iraq	AL SAMI GENERAL TRADE COMPANY LTD.	Security and safety equipment	67,950.00
Iraq	AL SHAMSH CO. FOR TRADING & GENERAL	Building and maintenance services	110,600.52
Iraq	ALBILAD FOR GENERAL CONTRACTING COM	Domestic appliances and electronics	71,100.00
Iraq	ALBILAD FOR GENERAL CONTRACTING COM	Furniture	226,310.00
Iraq	ALHARITH PALACECOMPANYFORGENERALTRA	Fuels and lubricants etc.	576,683.74
Iraq	ALMANGRO FOR TRADE AND GENERAL CONT	Building and maintenance services	229,362.50
Iraq	AMER COMPANY FOR CONSTRUCTIONCONTRA	Motor vehicles and parts	36,415.00
Iraq	BARZA COMPANY FOR CLEANING SERVICES	Industrial cleaning services	367,462.52
Iraq	BARZA COMPANY FOR SECURITY AND GUA	Public order and security services	49,720.00
Iraq	BASRA INTERNATIONAL HOTEL	Management and admin services	369,720.00
Iraq	BASRA INTERNATIONAL HOTEL	Travel, food and lodging	144,000.00
Iraq	BELAD AL NASER FOR GENERAL TRADE AN	Industrial cleaning services	216,337.00
Iraq	BELAD AL NASER FOR GENERAL TRADE AN	Personal and domestic services	99,710.00
Iraq	BETEL	Engineering and research services	129,500.00
Iraq	CIHANI KAMERA COM.FOR G. TRADING /	IT and communications equipment	37,542.35
Iraq	DALO CONSTRUCTION COMPANY	Building and maintenance services	72,000.00
Iraq	DALO GROUP COMPANIES	Building and maintenance services	444,400.00
Iraq	DALO GROUP COMPANIES	Distribution equipment	60,093.89
Iraq	DALO GROUP COMPANIES	Industrial cleaning services	239,103.60
Iraq	DALO GROUP COMPANIES	Manufacturing components	304,462.39
Iraq	DHL INTERNATIONAL BSC	Transportation, storage, mail services	45,281.00
Iraq	DYAKO GROUP	Personal and domestic services	46,100.00
Iraq	FASTIRAQ	Engineering and research services	320,825.00
Iraq	GSI BUSINESS SERVICES INC.	Industrial cleaning services	787,750.02
Iraq	IRAQI AL AMAL ASSOCIATION	Travel, food and lodging	184,118.40
Iraq	MANDO RISK MANAGEMENT COMPANY LTD.	Public order and security services	350,383.20
Iraq	MISSAN ENGINEERING CONTRACTING COM	Building and maintenance services	12,420,857.00
Iraq	Q WEST (GHARBI ALQAYAR)	Furniture	103,233.25
Iraq	RAFEEF ALKHAIRAT FOR TRADING AND GE	Building and maintenance services	825,507.76
Iraq	RETAJ CO. FOR GENERAL TRADING LTD.	Public sector related services	49,670.65
Iraq	XELESS GENERAL TRADING AND SERVICES	Industrial cleaning services	45,351.24
Ireland	BRIDGEWAY ENGINEERING LIMITED	Land, building and structures	25,211,064.49
Ireland	CDGA ENGINEERING CONSULTANTS LTD	Education and training services	141,590.00
Ireland	CDGA ENGINEERINGCONSULTANTSLIMITED	Education and training services	135,590.00
Ireland	M.M.I. GROUP LTD	Apparel, luggage and personal care	76,780.00
Ireland	M.M.I. GROUP LTD	Sports and recreational equipment	313,251.79
Ireland	SOLARWINDS SOFTWARE EUROPE LIMITED	Engineering and research services	46,836.75
Israel	A. DINAMIKA AHZAKOT 2002 LTD.	Industrial cleaning services	239,713.71
Israel	ANGELA PETROVSKY	Management and admin services	52,250.00
Israel	AROUND THE WORLD	Travel, food and lodging	137,862.00
Israel	AVNER GILAD PRESERVATION & RESTORAT	Building and maintenance services	260,008.83
Israel	AYALA TRAVEL AND TOURS LTD	Transportation, storage, mail services	234,208.00
Israel	AYALA TRAVEL AND TOURS LTD	Travel, food and lodging	341,678.00
Israel	DIESEL GARAGE TIBERIAS LTD	Transportation, storage, mail services	75,821.40
Israel	DR KEESH HEKMAT DENTIST	Healthcare services	36,000.00
Israel	E.D.T. E-DRIVE TECHNOLOGY LTD	Motor vehicles and parts	1,004,553.00
Israel	EITHAR INSURANCE AGENCY CO. LTD.	Financial and insurance services	82,608.08
Israel	GILAT SATCOM LTD	Engineering and research services	684,520.00
Israel	HP PPS ISRAEL LTD	Engineering and research services	34,400.00
Israel	ISRAEL ELECTRIC CORPORATION	Public sector related services	961,278.26
Israel	ISSTA ISRAEL LTD	Travel, food and lodging	64,024.50
Israel	KAV LAVAN	Industrial cleaning services	49,143.50
Israel	L.A.D.M. AGENCIES (1998) LTD.	Structures, construction components	934,300.00
Israel	LAN-LEE INTERNATIONAL LTD.	IT and communications equipment	1,521,716.62
Israel	LAN-LEE INTERNATIONAL LTD.	Material handling machinery	497,998.13
Israel	MEKOROT WATER CO LTD	Public sector related services	206,819.45
Israel	METAL SHITRIT	Management and admin services	47,177.76
Israel	MIFRAM LTD	Land, building and structures	3,146,880.00
Israel	MR. KOBY ZITONI	Management and admin services	114,750.00
Israel	ODIS FILTERING LTD	Cleaning equipment	68,849.31
Israel	ODIS FILTERING LTD	Electrical systems components	70,017.48
Israel	PARTNER COMMUNICATIONS LTD.	Public sector related services	32,400.00
Israel	PAZ OIL COMPANY LTD.	Fuels and lubricants etc.	682,000.00
Israel	PM OF ISRAEL TO THE UNITED NATIONS	Public order and security services	9,529,173.00
Israel	POSEIDONE SRL	Travel, food and lodging	844,575.29
Israel	RAMI HOVALOT LTD	Industrial cleaning services	61,035.00
Israel	SABANA CONTRACTING	Building and maintenance services	39,078.86
Israel	SAMI AWADALLAH CONSTRUCTION	Building and maintenance services	439,753.15
Israel	SAMI AWADALLAH CONSTRUCTION	Industrial cleaning services	55,516.40
Israel	SCHAFFER AND RONEN ENGINEERS LTD	Engineering and research services	139,678.88
Israel	TENDERS SYSTEM LTD.	IT and communications equipment	149,412.00
Israel	TENDERS SYSTEM LTD.	Public sector related services	70,000.00
Israel	UNIVERSAL TRUCKS ISRAEL LTD	Motor vehicles and parts	81,751.20
Israel	VENTURA	Travel, food and lodging	721,239.63
Israel	ZIEFF GOVERNMENT HOSPITAL	Healthcare services	140,087.85
Italy	3CSISTEMI & TECNOLOGIE SRL	Building and maintenance services	410,526.32
Italy	AGMIN ITALY S.P.A.	Land, building and structures	5,118,845.97
Italy	AGMIN ITALY S.P.A.	Structures, construction components	47,704.37
Italy	AILOG SERVIZI SRL	Education and training services	34,154.54
Italy	ALPERIA ENERGY SRL	Public sector related services	1,570,471.80
Italy	AMA S.P.A. (ITALY)	Land, building and structures	185,806.79
Italy	AMA S.P.A. (ITALY)	Transportation, storage, mail services	95,250.80
Italy	APRILE SPA	Transportation, storage, mail services	39,802.05

Location of supplier	Supplier name	Category description	Value (USD)
UNPD continued			
Italy	ARCOS ITALIA	Furniture	35,336.82
Italy	BAGNATO LUIGI	Building and maintenance services	62,581.88
Italy	BAI BRESCIA ANTINCENDI INTERNATIONA	Motor vehicles and parts	999,387.63
Italy	BIOETHIC S.R.L.	Sports and recreational equipment	47,400.00
Italy	BRINDEDIL SRL	Building and maintenance services	689,970.45
Italy	BRUNO S.R.L.	Power generation machinery	2,576,427.45
Italy	C.R.V.I. S.R.L.	Motor vehicles and parts	31,881.58
Italy	CAVED SRL	Building and maintenance services	65,442.36
Italy	CIANO TRADING & SERVICES-C.T. & S.	Travel, food and lodging	1,488,000.00
Italy	COELMO S.P.A.	Power generation machinery	5,527,441.32
Italy	ECO.IMPRESA S.R.L.	Industrial cleaning services	33,965.16
Italy	EDIL.PRO. SRL	Building and maintenance services	106,501.61
Italy	EMC COMPUTER SYSTEMS ITALIA S.P.A.	Engineering and research services	1,980,489.00
Italy	EMWG SRL	Cleaning equipment	2,225,352.16
Italy	EMWG SRL	Distribution equipment	1,792,455.70
Italy	EMWG SRL	Material handling machinery	72,830.53
Italy	ERRECI S.R.L.	Domestic appliances and electronics	606,185.12
Italy	ERRECI S.R.L.	Electrical systems components	44,422.46
Italy	ERRECI S.R.L.	Furniture	5,142,380.44
Italy	ERRECI S.R.L.	Material handling machinery	141,891.99
Italy	ERRECI S.R.L.	Services industry equipment	166,291.97
Italy	FASTWEB S.P.A.	Engineering and research services	186,058.65
Italy	FIRE PROTECTION SYSTEM S.R.L.	Security and safety equipment	31,804.31
Italy	FOREL S.R.L.	Electrical systems components	40,549.62
Italy	GEE SQUARE HOLDING S.R.L.	Distribution equipment	383,565.16
Italy	GEE SQUARE HOLDING S.R.L.	Electrical systems components	210,992.50
Italy	GEE SQUARE HOLDING S.R.L.	IT and communications equipment	90,844.95
Italy	GEE SQUARE HOLDING S.R.L.	Structures, construction components	640,930.00
Italy	GIUSEPPE VETRUGNO AMBIENTE SRL	Industrial cleaning services	53,870.19
Italy	GORGONI SRL	Transportation, storage, mail services	971,061.98
Italy	GRUPPO CADINI SRL	Electrical systems components	34,522.84
Italy	ILO-INTERNATIONAL TRAINING CENTER	Editorial, design, graphic services	106,893.58
Italy	IMPRESA PIEMONTE SRL	Industrial cleaning services	556,898.84
Italy	ITC-ILO - ITALY	Education and training services	406,056.34
Italy	J.A.S. JET AIR SERVICE SPA	Transportation, storage, mail services	3,845,142.32
Italy	JAS FORWARDING WORLDWIDE S.P.A.	Transportation, storage, mail services	387,423.02
Italy	JAS PROJECTS S.P.A.	Transportation, storage, mail services	75,070.00
Italy	LEONARDO S.P.A.	Public order and security services	14,625,861.77
Italy	LOCATELLI CRANE S.R.L.	Motor vehicles and parts	233,132.35
Italy	LUIGI BELLONE SAS DI MARRA PIETRO &	Paper materials and products	35,159.28
Italy	MAGNA GRECIA COSTRUZIONI	Building and maintenance services	36,199.58
Italy	MASTERMAR SPEDIZIONI E CONTROLLI IN	Transportation, storage, mail services	94,605.12
Italy	MELORIO IMPIANTISTICA SRL	Building and maintenance services	49,774.03
Italy	PILLER ITALIA S.R.L.	Engineering and research services	41,761.81
Italy	PRONTO SERVICE S.R.L.	Building and maintenance services	120,912.66
Italy	R.I. SPA	Distribution equipment	122,149.83
Italy	R.I. SPA	Land, building and structures	3,284,092.95
Italy	SAVINO DEL BENE SPA	Transportation, storage, mail services	522,836.40
Italy	SEMATRON ITALIA S.R.L.	IT and communications equipment	52,290.00
Italy	SICURA SAS DI M. BOVE & C.(CATTOLIC	Financial and insurance services	37,167.61
Italy	SISAM AGENTI SRL	Transportation, storage, mail services	826,645.00
Italy	SMIRAGLIAUTO SRL	Manufacturing components	55,853.67
Italy	UNIVERSAL SRL	Building and maintenance services	69,427.44
Italy	UNSSC	Education and training services	2,235,376.00
Italy	VERTIV SRL	Building and maintenance services	41,799.30
Italy	VERTIV SRL	Engineering and research services	32,848.56
Italy	WIND TELECOMUNICAZION SPA	Public sector related services	241,651.72
Italy	WIND TRE SPA	Engineering and research services	51,269.62
Italy	WIND TRE SPA	Public sector related services	291,822.43
Japan	NIKKO ASSET MANAGEMENT CO. LTD.	Financial and insurance services	300,000.00
Japan	NIPPON EXPRESS CO.LTD.	Transportation, storage, mail services	1,499,483.68
Japan	NISSAN TRADING CO. LTD.	Motor vehicles and parts	9,891,365.78
Japan	THE DAI-ICHI BUILDING CO.LTD	Management and admin services	44,023.09
Japan	TOYOTA MOTOR CORPORATION (JAPAN)	Motor vehicles and parts	631,166.14
Jordan	AL AMAL RENT A CAR LTD.	Transportation, storage, mail services	33,050.85
Jordan	AL WASITA FOR SUPPORT SERVICES LLC	Cleaning equipment	48,506.27
Jordan	G4S SECURE SOLUTIONS INT. (JORDAN). LTD.	Public order and security services	66,836.16
Jordan	INTERNATIONAL CENTER FOR AGRICULTURE	Furniture	30,157.78
Jordan	ISLAM ISMAIL DEEB EL-ASHKAR	Management and admin services	83,446.33
Jordan	ISMAIL DEEB DIAB EL ASHKAR	Management and admin services	171,474.50
Jordan	JORDAN AVIATION	Transportation, storage, mail services	11,288,750.00
Jordan	JORDAN ELECTRICITY COMPANY	Public sector related services	42,372.88
Jordan	JORDAN MODERN OIL & FUEL SERVICES L	Fuels and lubricants etc.	33,015.54
Jordan	JORDAN UNIVERSITY	Education and training services	99,193.00
Jordan	MOTOR VEHICLE TRADING CO. LTD.	Motor vehicles and parts	50,847.46
Jordan	ROYAL JORDANIAN AIRLINE	Transportation, storage, mail services	96,979.00
Jordan	UNDP-JORDAN	Management and admin services	39,000.00
Jordan	UNDP REGIONAL HUB FOR ARAB STATES	Management and admin services	97,800.00
Kenya	AGA KHAN UNIVERSITY - NAIROBI	Healthcare services	2,629,892.85
Kenya	ALLIED WHARFAGE LIMITED.	Management and admin services	1,903,154.21
Kenya	ALLIED WHARFAGE LIMITED.	Material handling machinery	195,000.00
Kenya	ALMOND AIR & LOGISTICS LTD	Building and maintenance services	575,475.32
Kenya	ALMOND AIR & LOGISTICS LTD	IT and communications equipment	85,080.60
Kenya	ALMOND AIR & LOGISTICS LTD	Public sector related services	787,200.00

Location of supplier	Supplier name	Category description	Value (USD)
UNPD continued			
Kenya	ALMOND AIR & LOGISTICS LTD	Transportation, storage, mail services	631,645.00
Kenya	ALPHA LOGISTICS SERVICES (EPZ) LTD	Material handling machinery	70,000.00
Kenya	ALPHA LOGISTICS SERVICES (EPZ) LTD	Transportation, storage, mail services	4,350,000.00
Kenya	ALS LTD	Transportation, storage, mail services	5,917,204.37
Kenya	AMITY GENERAL MERCHANTS LTD	Security and safety equipment	35,073.33
Kenya	ANSELL PHARMACEUTICALS LIMITED	Cleaning equipment	69,000.00
Kenya	ANSELL PHARMACEUTICALS LIMITED	Laboratory and testing equipment	146,928.70
Kenya	ANSELL PHARMACEUTICALS LIMITED	Medical equipment	545,000.00
Kenya	ANSELL PHARMACEUTICALS LIMITED	Pharmaceuticals, contraceptives, vaccines	95,184.70
Kenya	AUTOPORTS FREIGHT TERMINALS LIMITED	Transportation, storage, mail services	902,959.24
Kenya	BAAM PROPERTY LLP	Management and admin services	121,514.74
Kenya	BERGE LIMITED	IT and communications equipment	78,912.00
Kenya	BOLLORE TRANSPORT & LOGISTICS KENYA	Material handling machinery	8,788,555.87
Kenya	BRAINSTORMMANAGEMENTCONSULTANTSLTD	Management and admin services	61,600.00
Kenya	BROWNSOIL KENYA LTD	Building and maintenance services	126,630.00
Kenya	CALKEN ENTERPRISE LTD	Security and safety equipment	43,521.54
Kenya	COSICAN ENGINEERING WORKS LTD	Building and maintenance services	144,622.82
Kenya	D.L. PATEL PRESS (KENYA) LIMITED	Office equipment	34,123.85
Kenya	DAC AVIATION (EA) LIMITED	Transportation, storage, mail services	5,987,361.58
Kenya	DAMCO LOGISTICS KENYA LIMITED	Transportation, storage, mail services	250,000.00
Kenya	DANGEROUS GOODS MANAGEMENT LIMITED.	Education and training services	36,400.00
Kenya	DEEQA CONSTRUCTION AND WATER WELL	Building and maintenance services	8,207,706.00
Kenya	DEEQA CONSTRUCTION AND WATER WELL	Industrial cleaning services	39,999.89
Kenya	ELICON GENERAL CONTRACTORS LTD	Building and maintenance services	168,325.00
Kenya	ELYSIAN & CO. LIMITED	Material handling machinery	45,689.50
Kenya	ENGEN KENYA LIMITED	Fuels and lubricants etc.	32,809.03
Kenya	FERUZI ENTERPRISE LTD	Building and maintenance services	72,390.00
Kenya	FOCUS CONTAINER FREIGHT STATION LIM	Transportation, storage, mail services	223,608.32
Kenya	FOREMOST LIMITED	Building and maintenance services	2,033,795.01
Kenya	FREIGHT FORWARDERS KENYA LIMITED	Transportation, storage, mail services	227,300.00
Kenya	GLOBAL FLEET MANAGEMENT SOLUTIONS L	Transportation, storage, mail services	393,223.00
Kenya	GLOBALLINK TRADING & LOGISTICS LIMI	Building and maintenance services	916,401.85
Kenya	HASHI ENERGY LIMITED	Fuels and lubricants etc.	40,141,345.49
Kenya	HOME COUNTRY LIMITED	IT and communications equipment	48,125.00
Kenya	HOME COUNTRY LIMITED	Material handling machinery	176,036.60
Kenya	IMAGE PLUS LIMITED	Paper materials and products	111,304.79
Kenya	INTERNATIONAL SUPPLY CHAIN SOLUTION	Education and training services	34,140.00
Kenya	IOM - SOMALIA	Management and admin services	167,681.41
Kenya	JOETECH GENERAL SUPPLIES LIMITED	Paper materials and products	38,731.42
Kenya	JUPITER OIL LTD	Building and maintenance services	231,702.13
Kenya	KENFREIGHT EAST AFRICA LIMITED	Transportation, storage, mail services	1,468,375.00
Kenya	KENGAS LINK LTD	Transportation, storage, mail services	624,140.00
Kenya	KENSON AND COMPANY (K) LIMITED	Printing, photo and AV equipment	38,450.00
Kenya	KENYA AIRPORTS AUTHORITY	Transportation, storage, mail services	165,000.00
Kenya	KENYA HOSPITAL ASSOCIATION - THE NAIROBI	Healthcare services	1,722,460.75
Kenya	KENYA MOTORS AND EQUIPMENT LIMITED	Transportation, storage, mail services	38,386.92
Kenya	KENYAN MINISTRY OF DEFENSE	Healthcare services	360,898.60
Kenya	KODIAK LOGISTICS LIMITED	Fuels and lubricants etc.	193,600.00
Kenya	KYELENGE GENERAL CONTRACTORS LIMITE	Building and maintenance services	88,920.00
Kenya	LABOUR LINK LIMITED	Building and maintenance services	471,047.74
Kenya	LABOUR LINK LIMITED	Industrial cleaning services	31,631.29
Kenya	LONA FUNERAL SERVICES	Healthcare services	38,744.67
Kenya	LUSIDLE PETROLEUM AND LOGISTICSLTD	Mineral and textile materials	174,949.50
Kenya	MAG TRANSPORTERS SOUTH SUDAN CO.LTD	Management and admin services	313,308.75
Kenya	MAG TRANSPORTERS SOUTH SUDAN CO.LTD	Travel, food and lodging	374,146.25
Kenya	MANTRAC KENYA LTD	Building and maintenance services	139,812.00
Kenya	MATER MISERICORDIAE HOSPITAL.	Healthcare services	869,033.73
Kenya	MOGADISHU STARS GENERAL TRADING CO	Building and maintenance services	2,951,321.70
Kenya	MOMBASA HOSPITAL	Healthcare services	96,497.15
Kenya	MULTICHOICE KENYA LIMITED	Public sector related services	339,081.04
Kenya	NAIROBI GOLF HOTELS LTD	Travel, food and lodging	33,569.14
Kenya	NIAZ ENGINEERINGENTERPRISESLIMITED	Building and maintenance services	2,362,691.42
Kenya	OFFICE GARAGE LIMITED	IT and communications equipment	86,536.00
Kenya	PARAPET LIMITED	Material handling machinery	54,258.31
Kenya	PHOENIX AVIATION LIMITED	Public order and security services	1,607,000.00
Kenya	PHOENIX AVIATION LIMITED	Transportation, storage, mail services	72,464.48
Kenya	PRICEWATERHOUSECOOPERS LIMITED KENY	Financial and insurance services	142,000.00
Kenya	PRIMEFUELS KENYA LIMITED	Transportation, storage, mail services	3,767,005.00
Kenya	PROFESSIONAL CLEAN CARE LIMITED	Industrial cleaning services	1,960,095.64
Kenya	REAL IMAGE COMMUNICATION EA LTD	Printing, photo and AV equipment	36,929.40
Kenya	RILEY SERVICES LIMITED	Public order and security services	113,120.09
Kenya	ROPE ENGINEERING LIMITED	Distribution equipment	45,753.50
Kenya	SAFARICOM LIMITED	Public sector related services	197,157.19
Kenya	SAI LOGISTICS LTD	Security and safety equipment	40,800.00
Kenya	SATGURU TRAVELS	Travel, food and lodging	27,923,203.06
Kenya	SCIENCESCOPE LIMITED	Laboratory and testing equipment	56,040.00
Kenya	SEVEN FOUR EIGHT AIR SERVICES (K) L	Transportation, storage, mail services	6,127,518.70
Kenya	SIMBANET COM LIMITED	Engineering and research services	181,608.00
Kenya	SOUTHERN ENGINEERING COMPANY LTD	Land, building and structures	3,241,350.00
Kenya	TECHNO RELIEF SERVICES LIMITED	Sports and recreational equipment	207,325.00
Kenya	TECHNOVY SYSTEMS LIMITED	IT and communications equipment	56,910.00
Kenya	TELKOM KENYA LIMITED	Engineering and research services	112,846.99
Kenya	THE KAREN HOSPITAL LIMITED	Healthcare services	1,689,818.88
Kenya	TRADEWINDS AVIATION SERVICES	Transportation, storage, mail services	1,590,279.00

Location of supplier	Supplier name	Category description	Value (USD)
UNPD continued			
Kenya	TRIPPLE SUPPLIERS	Electrical systems components	37,607.34
Kenya	ULTRALAB EA LIMITED	Laboratory and testing equipment	54,544.47
Kenya	VERTICAL CONSTRUCTIONS LIMITED	Building and maintenance services	2,757,439.02
Kenya	VICTORIA FURNITURES LIMITED	Domestic appliances and electronics	203,000.00
Kenya	VICTORIA FURNITURES LIMITED	Furniture	909,300.00
Kenya	WASP SYSTEMS (E.A) LIMITED	Building and maintenance services	499,951.62
Kuwait	AGILITY DGS LOGISTICS SERVICES CO.	Material handling machinery	150,623.13
Kuwait	AGILITY DGS LOGISTICS SERVICES CO.	Transportation, storage, mail services	30,000.00
Kuwait	DANA & BERKELEY TRADING CO. W.L.L	Industrial cleaning services	168,209.28
Kuwait	DHL EXPRESS (DHL INTERNATIONALTRAN	Transportation, storage, mail services	202,577.99
Kuwait	FAIRMONT TRAVEL SERVICES COMPANY	Transportation, storage, mail services	142,324.50
Kuwait	GLOBAL FREIGHT SYSTEMS CO. W.L.L.	Transportation, storage, mail services	52,295.00
Kuwait	GULF MARKETS GENERAL TRADING CO. WL	Public sector related services	167,000.00
Kuwait	GULFNET COMMUNICATION CO.	Engineering and research services	92,700.00
Kuwait	INTEGRATED TECHNICAL SERVICES GEN.	Building and maintenance services	49,275.82
Kuwait	JUMBO TOUR & TRAVEL COMPANY W.L.L	Transportation, storage, mail services	146,721.85
Kuwait	KGL LOGISTICS KSCC	Travel, food and lodging	740,200.00
Kuwait	KUWAIT AVIATION FUELLING CO.	Fuels and lubricants etc.	65,573.77
Kuwait	KUWAITANDGULFLINKGENERALTRADINGANDC	Food and beverage products	22,060,596.35
Kuwait	MARAFIE KUWAITIA GEN. TRADING &	Public order and security services	176,992.28
Kuwait	NATIONAL AVIATION SERVICES CO.	Transportation, storage, mail services	38,000.00
Kyrgyzstan	UNDP-KYRGYZSTAN	Management and admin services	52,860.00
Lebanon	AL-ZAHRAA TRADING AND CONTRACTING S	Building and maintenance services	66,795.00
Lebanon	AL MEDIA SAL	Editorial, design, graphic services	60,120.00
Lebanon	ALL TRANSPORT AGENCY (ATA)	Transportation, storage, mail services	805,310.00
Lebanon	ALLIED DIESEL S.A.L.	Power generation machinery	188,967.06
Lebanon	ASSIYANA SAL	Industrial cleaning services	31,333.32
Lebanon	ASTRA RADIO COMMUNICATIONS	Management and admin services	32,980.00
Lebanon	BOUSTANY UNITED MACHINERIES COMPANY	Transportation, storage, mail services	30,000.00
Lebanon	CLASS SPORT	Sports and recreational equipment	71,555.57
Lebanon	CONVERGED NETWORK SOLUTIONS - CNS S	IT and communications equipment	221,519.04
Lebanon	DABBOUS MEGA SUPPLIES SARL	Security and safety equipment	72,465.31
Lebanon	DALAL STEEL INDUSTRIES	Building and maintenance services	97,900.00
Lebanon	ENGINEER MAROUN ASSAF ESTABLISHMENT	Building and maintenance services	424,430.00
Lebanon	EST EL HAJJ LIL TIJARA	Furniture	30,850.00
Lebanon	EXOTICA SAL	Building and maintenance services	56,782.00
Lebanon	FAIRCO INTERNATIONAL SARL	Office equipment	34,077.50
Lebanon	GLOBAL TIRES	Transportation, storage, mail services	35,000.00
Lebanon	HAIDAR TRADING EST	Building and maintenance services	209,940.50
Lebanon	HAMMOUD HOSPITAL UNIVERSITY MEDICAL	Healthcare services	125,000.00
Lebanon	HANNA EL KHOURY & BROTHERSFORTRADE	Building and maintenance services	221,160.00
Lebanon	INCONET-DATA MANAGEMENT SAL (IDMSAL	Building and maintenance services	32,000.00
Lebanon	INCONET-DATA MANAGEMENT SAL (IDMSAL	Engineering and research services	280,100.00
Lebanon	INFORMATION INTERNATIONAL SAL	Editorial, design, graphic services	62,150.00
Lebanon	INFORMATION INTERNATIONAL SAL	Engineering and research services	31,075.00
Lebanon	JJS FAMILY FOUNDATION SAL	Management and admin services	580,920.00
Lebanon	KURBAN TRAVEL SERVICES (K.T.S.) S.A	Travel, food and lodging	161,594.40
Lebanon	LEBECOS.A.L.LEBANESEEUROPEAINCOMPAN	Distribution equipment	36,850.00
Lebanon	LEBECOS.A.L.LEBANESEEUROPEAINCOMPAN	Manufacturing components	38,841.00
Lebanon	LIBATEL SAL	Security and safety equipment	48,600.00
Lebanon	MANSOUR GROUP SARL	Mineral and textile materials	87,116.90
Lebanon	MASHREK MEDICAL DIAGNOSTIC CENTER	Healthcare services	33,156.50
Lebanon	MEDITERRANEANOILSHIPPING&TRANSPORTC	Fuels and lubricants etc.	13,231,333.81
Lebanon	MIRAGE CO.	Industrial cleaning services	105,000.00
Lebanon	MOBILE INTERIM COMPANY N2 SAL	Public sector related services	493,000.00
Lebanon	NAKHAL AND CIE	Travel, food and lodging	556,272.40
Lebanon	NATIONAL ELECTRICAL UTILITYCOMPANY	Public sector related services	89,560.47
Lebanon	NEW TRADING & CONTRACTING COMPANY (	Industrial cleaning services	340,723.29
Lebanon	PROTECTRON PARTNERSHIP	Public order and security services	200,892.00
Lebanon	RAFIK HARIRI UNIVERSITY HOSPITAL	Healthcare services	99,337.75
Lebanon	RIM NATURAL SPRING MINERAL WATER	Public sector related services	74,000.00
Lebanon	SAINTGEORGEHOSPITAL-UNIVERSITYMEDI	Healthcare services	125,000.00
Lebanon	SAWA EST	Public sector related services	47,874.03
Lebanon	SULTAN STEEL SARL	Structures, construction components	35,552.50
Lebanon	THE TRAVEL CLUB SARL	Travel, food and lodging	113,381.00
Lebanon	TREE AD SAL	Editorial, design, graphic services	30,000.00
Lebanon	TROPICAL TRAVEL INTERNATIONAL FOR T	Transportation, storage, mail services	30,000.00
Liberia	AFRIQUE CONSTRUCTION & MAINTENANCE	Transportation, storage, mail services	87,120.00
Liberia	CAPRICORN INTERNATIONAL INC	Security and safety equipment	35,950.00
Liberia	CENTER FOR THE PROMOTION OF	Editorial, design, graphic services	41,100.00
Liberia	D&G OFFICE DEPOT LTD.	Paper materials and products	51,436.00
Liberia	DZIRE STATIONERY INC	Paper materials and products	53,556.00
Liberia	EXECUTIVE SECURITY CONSULTANCY	Public order and security services	1,172,153.95
Liberia	FOFANA QUICK SERVICE SUPPLY	Material handling machinery	60,000.00
Liberia	GLOBAL LOGISTICS SERVICES INC.	Transportation, storage, mail services	473,479.24
Liberia	GREEN AGRICULTURE INC	Electrical systems components	39,289.00
Liberia	HUSSEIN NAJI SAAD	Management and admin services	75,150.00
Liberia	IOM - LIBERIA	IT and communications equipment	88,096.83
Liberia	IOM - LIBERIA	Security and safety equipment	58,384.00
Liberia	LONESTARCELL MTN	Editorial, design, graphic services	59,500.00
Liberia	MATELCO INC.	Furniture	84,240.00
Liberia	MATELCO INC.	Motor vehicles and parts	179,818.00
Liberia	MATELCO INC.	Printing, photo and AV equipment	58,354.00
Liberia	MILTON ROBINSON AND SONS INC	Building and maintenance services	40,000.00

Location of supplier	Supplier name	Category description	Value (USD)
UNPD continued			
Liberia	MR. TONY T. HAGE	Management and admin services	37,500.00
Liberia	ORANGE LIBERIA	Engineering and research services	435,600.00
Liberia	ORANGE LIBERIA	Public sector related services	120,000.00
Liberia	PAN AFRICAN REAL ESTATE CORPORATION	Management and admin services	1,084,048.86
Liberia	PRESTIGE MOTOR CORPORATION	Transportation, storage, mail services	35,000.00
Liberia	RENAISSANCE COMMUNICATIONS INC.	Editorial, design, graphic services	80,000.00
Liberia	SEAMARCO PRINTING PRESS	Apparel, luggage and personal care	44,430.00
Liberia	TOTAL LIBERIA INC	Fuels and lubricants etc.	281,339.00
Liberia	TRUST ENTERPRISE INC.	Mineral and textile materials	42,120.00
Liberia	ULTIMATE INVESTMENT & HOLDING	Industrial cleaning services	362,225.40
Liberia	WONDERS INC.	Industrial cleaning services	172,512.44
Liberia	WONDERS INC.	Structures, construction components	46,600.00
Liberia	WONDERS INC.	Transportation, storage, mail services	50,100.00
Libya	DIAR AL BAHR TOURISM INVESTMENT	Building and maintenance services	828,396.00
Libya	DIAR AL BAHR TOURISM INVESTMENT	Management and admin services	10,620,833.33
Madagascar	MAESTRIA CIVIL	Building and maintenance services	125,082.99
Malaysia	MITD SDN BHD	Education and training services	145,480.00
Mali	2M CONSULT SARL	Building and maintenance services	904,239.17
Mali	2M CONSULT SARL	Engineering and research services	86,504.75
Mali	ABDOUL AZIZ MANGANE	Management and admin services	1,346,125.78
Mali	ADAMOU IBRAHIM	Building and maintenance services	32,355.76
Mali	AFRIBONE MALI	Engineering and research services	175,491.78
Mali	AFRICAN HOTEL DEVELPMENT MALI SARL	Management and admin services	332,565.43
Mali	AGENCE IMMOBILIÈRE MALIENNE	Management and admin services	151,962.81
Mali	ANGELUS MALI	Structures, construction components	39,360.79
Mali	ARZA NEGOCE SARL	Electrical systems components	85,777.31
Mali	ARZA NEGOCE SARL	Mineral and textile materials	49,058.50
Mali	ASSISTANCE AEROPORTUAIRE DU MALI (A	Transportation, storage, mail services	2,611,104.53
Mali	ATS TRUCK SOLUTIONS MALI SA	Transportation, storage, mail services	68,689.84
Mali	AZAR SAMI NOHRA (HOTEL PLAZA)	Management and admin services	45,257.79
Mali	BAMBARA AFRICAN TOURS	Transportation, storage, mail services	2,917,484.61
Mali	BATIR ISSE TAZIDERT SARL	Building and maintenance services	105,704.70
Mali	BATIR ISSE TAZIDERT SARL	Mineral and textile materials	277,085.34
Mali	BATIR ISSE TAZIDERT SARL	Structures, construction components	40,355.22
Mali	BENCO BTP SARL	Distribution equipment	52,943.95
Mali	BERETELA ELECTRONIQUE SARL	Electrical systems components	43,192.15
Mali	BINTHILY COMMUNICATION SARL	Editorial, design, graphic services	103,243.61
Mali	BINTHILY COMMUNICATION SARL	Published products	103,277.10
Mali	BOLLORE TRANSPORT & LOGISTICS	Management and admin services	1,105,489.67
Mali	BOLLORE TRANSPORT & LOGISTICS	Transportation, storage, mail services	231,360.35
Mali	BUREAU PRIVE DE PLACEMENT POUR L'EM	Structures, construction components	86,216.60
Mali	CACTUS - SERVICES SARL	Mineral and textile materials	120,835.87
Mali	CACTUS - SERVICES SARL	Transportation, storage, mail services	67,594.34
Mali	CANAL+ MALI	Public sector related services	30,106.99
Mali	CFAO MOTORS	Transportation, storage, mail services	58,877.00
Mali	CLINIQUE MEDICO-CHIRURGICALE ET DE	Healthcare services	1,292,392.40
Mali	COULIBALY FODE ENTREPRISE DE COMM	Building and maintenance services	37,844.55
Mali	COVEC MALI SA	Building and maintenance services	680,877.49
Mali	ENTREPRISE DE CONSTRUCTION BATIMENT	Building and maintenance services	63,129.35
Mali	ENTREPRISE DE CONSTRUCTION NTIOBALA	Building and maintenance services	701,248.15
Mali	ESK-BTP (ENTREPRISE SÉKOU KONATE -B	Manufacturing components	104,656.13
Mali	ESK-BTP (ENTREPRISE SÉKOU KONATE -B	Mineral and textile materials	254,265.58
Mali	ESK-BTP (ENTREPRISE SÉKOU KONATE -B	Structures, construction components	88,007.21
Mali	ETABLISSEMENT GALILÉ	Mineral and textile materials	231,062.43
Mali	FARIMA SARL	Tools and general machinery	120,751.90
Mali	FORGHO ARMA SARL	Building and maintenance services	49,079.66
Mali	GENERAL CONSTRUCTION COMPANY-SARL	Mineral and textile materials	43,360.12
Mali	GOITA ENTREPRISE SUARL	Electrical systems components	60,825.93
Mali	HOTEL HENDRINA KHAN	Management and admin services	180,736.20
Mali	IMPRIM-SERVICES SARL	Industrial manufacturing services	58,891.62
Mali	IRELY SARL	Building and maintenance services	60,448.07
Mali	JAPAN MOTORS MALI SAS	Transportation, storage, mail services	58,877.00
Mali	KEITA BABA (POMPES FUNEBRES SOUTRA)	Healthcare services	50,000.00
Mali	LA MALIENNE DE L'AUTOMOBILESAHERTZ	Transportation, storage, mail services	516,393.92
Mali	LES ENTREPRISES JOKER SARL	Distribution equipment	66,343.22
Mali	LIMPA SARL	Industrial cleaning services	3,299,594.17
Mali	MAGA DIVERS S.A.R.L	Manufacturing components	31,795.54
Mali	MAGA DIVERS S.A.R.L	Mineral and textile materials	56,582.18
Mali	MOULAYE AHMED OULD MOULAYE	Management and admin services	88,399.92
Mali	OFFICE DE RADIODIFFUSION TELEVISION	Public sector related services	34,858.31
Mali	ORANGE MALI SA	Engineering and research services	1,021,958.05
Mali	ORANGE MALI SA	Public sector related services	740,821.07
Mali	OUSMANE CISSE ET FRERES SARL	Mineral and textile materials	68,248.32
Mali	PACT AFRIQUE	Published products	174,308.40
Mali	SAHEL SERVICES MALI SARL	Mineral and textile materials	71,565.08
Mali	SAHEL SERVICES MALI SARL	Structures, construction components	36,668.80
Mali	SAPHIR NEGOCES	Distribution equipment	43,302.63
Mali	SECURICOM PROTECT SARL	Public order and security services	5,311,574.50
Mali	SGEEM-BTP MALI SA	Building and maintenance services	46,301.80
Mali	SIBA SARL	Distribution equipment	65,198.58
Mali	SOCIETE D'INGENIERIE ET DE COMMERCE	Industrial cleaning services	527,936.20
Mali	SOCIETE EN-SHA SARL	Building and maintenance services	95,663.27
Mali	SOCIETE EN-SHA SARL	Structures, construction components	53,429.83
Mali	SOCIETE GENERALE D'HOTELLERIE S.A	Management and admin services	52,299.85

Location of supplier	Supplier name	Category description	Value (USD)
UNPD continued			
Mali	SODIKEF SARL	Structures, construction components	90,657.03
Mali	SOMAGEC-SARL	Public order and security services	3,938,623.75
Mali	SOMAKF SARL	Building and maintenance services	102,980.29
Mali	SUNU ASSURANCES IARD	Financial and insurance services	208,873.29
Mali	SYLLA SAIDOU	Management and admin services	39,038.03
Mali	TILEMSI DISTRIBUTION SA	Building and maintenance services	90,744.63
Mali	TRANSCOM SARL	Editorial, design, graphic services	34,481.36
Mali	UNITED TRANSIT COMPANY (UTC) S.A.	Transportation, storage, mail services	654,105.71
Mali	VIVO ENERGIE MALI	Fuels and lubricants etc.	344,784.81
Mali	WAMINU	Structures, construction components	37,353.45
Mali	YATTASSAYE HAMADY	Mineral and textile materials	46,530.74
Mali	Z TRAVEL SARL	Transportation, storage, mail services	458,678.07
Malta	INTERNATIONALTRANSLATIONAGENCYLIMIT	Editorial, design, graphic services	610,000.00
Mauritania	SMFGTP SARL	Building and maintenance services	680,250.00
Mexico	UNDP-MEXICO	Management and admin services	316,392.29
Morocco	ACCESS HOLIDAYS & EVENTS	Travel, food and lodging	339,125.08
Morocco	BSD LOCAMP SARL	Motor vehicles and parts	112,790.09
Morocco	DISAKISMAL IMPORT-EXPORT	Cleaning equipment	30,306.72
Morocco	EL SAHARIANO TRAVEL	Travel, food and lodging	189,651.06
Morocco	G4S INTEGRATED SERVICES MOROCCO SA	Building and maintenance services	155,666.07
Morocco	G4S INTEGRATED SERVICES MOROCCO SA	Management and admin services	48,321.48
Morocco	G4S INTEGRATED SERVICES MOROCCO SA	Transportation, storage, mail services	34,503.09
Morocco	GIBAS CEMENT ET MARBRE	Management and admin services	144,000.00
Morocco	LES EAUX MINERALES D'OULMES SA	Food and beverage products	31,006.69
Morocco	RABAT NETTOYAGE SERVICE	Industrial cleaning services	207,167.43
Morocco	ROYAL AIR MAROC	Travel, food and lodging	99,183.15
Morocco	SAHARA HOSPITALITY (PARADOR - ALMAS	Food and beverage products	44,531.15
Morocco	SKAY ASSURANCES	Financial and insurance services	62,231.72
Morocco	SOCIÉTÉ ATLAS SAHARA S.A.	Fuels and lubricants etc.	796,841.75
Morocco	STE SAHARA INTERIM SARL	Building and maintenance services	104,870.30
Morocco	STE SAHARA INTERIM SARL	Engineering and research services	284,693.22
Morocco	TRALAM	Cleaning equipment	73,364.91
Morocco	UNDP-MOROCCO	Travel, food and lodging	62,386.00
Morocco	VIVO ENERGY MAROC	Fuels and lubricants etc.	1,598,724.32
Myanmar	WFP-MYANMAR	Management and admin services	184,688.35
Nepal	UNDP-NEPAL	Management and admin services	75,000.00
Netherlands	CLINGENDAEL - NETHERLANDS INSTITUTE	Travel, food and lodging	91,777.93
Netherlands	DEVOTRA B.V.	Motor vehicles and parts	608,966.22
Netherlands	DEVOTRA B.V.	Tools and general machinery	158,725.09
Netherlands	GRAIDCO GLOBAL RELIEF AID AND DEVEL	Domestic appliances and electronics	31,255.87
Netherlands	GRAIDCO GLOBAL RELIEF AID AND DEVEL	Services industry equipment	208,810.34
Netherlands	IMRES BV	Pharmaceuticals, contraceptives, vaccines	3,649,804.47
Netherlands	INMARSAT SOLUTIONS BV	Public sector related services	97,952.15
Netherlands	MARLINK B.V.	Public sector related services	223,200.00
Netherlands	O3B SALES BV	Engineering and research services	11,429,980.53
Netherlands	OPCW - PREPCOM	Management and admin services	280,868.95
Netherlands	PERMANENT COURT OF ARBITRATION	Management and admin services	58,072.01
Netherlands	PROMISAN B.V.	Engineering and research services	49,780.81
Netherlands	SANTPOORT PROJECT SUPPLIES B.V.	Cleaning equipment	39,270.62
Netherlands	SANTPOORT PROJECT SUPPLIES B.V.	Electrical systems components	48,687.25
Netherlands	SANTPOORT PROJECT SUPPLIES B.V.	IT and communications equipment	220,554.31
Netherlands	SANTPOORT PROJECT SUPPLIES B.V.	Laboratory and testing equipment	46,604.52
Netherlands	SANTPOORT PROJECT SUPPLIES B.V.	Material handling machinery	39,568.46
Netherlands	SANTPOORT PROJECT SUPPLIES B.V.	Power generation machinery	373,357.10
Netherlands	SANTPOORT PROJECT SUPPLIES B.V.	Security and safety equipment	74,664.06
Netherlands	SANTPOORT PROJECT SUPPLIES B.V.	Services industry equipment	136,673.21
Netherlands	SITA NV	Engineering and research services	15,217,915.74
Netherlands	SITA NV	IT and communications equipment	679,534.76
Netherlands	SITA NV	Transportation, storage, mail services	39,450.00
Netherlands	STICHTING INTERNATIONAL DISPENSARY	Pharmaceuticals, contraceptives, vaccines	75,161.40
Netherlands	STICHTING SANQUIN BLOEDVOORZIENING	Pharmaceuticals, contraceptives, vaccines	1,193,893.82
Netherlands	THE STUDENT HOTEL DEN HAAG B.V.	Management and admin services	75,170.54
Netherlands	TRIMBLE EUROPE BV	Domestic appliances and electronics	38,602.75
Netherlands	UNI BUSINESS CENTRE BV	Engineering and research services	58,926.80
Netherlands	UNI BUSINESS CENTRE BV	IT and communications equipment	66,163.70
Netherlands	UNI BUSINESS CENTRE BV	Laboratory and testing equipment	60,554.63
Niger	UNDP-NIGER	Travel, food and lodging	33,680.00
Norway	GEOCAP AS	Engineering and research services	71,116.00
Norway	MARLINK ENTERPRISE AS	Public sector related services	113,000.00
Norway	TIND TECHNOLOGIES AS	Engineering and research services	66,200.00
Pakistan	AMERICAN EXPRESS	Travel, food and lodging	81,079.00
Pakistan	BAIG ENGINEERING SERVICES	Building and maintenance services	1,436,259.69
Pakistan	CALTEX WAQAS PETROLEUM	Fuels and lubricants etc.	31,503.58
Pakistan	FAIRDEAL BUILDERS AND TRADERS PVT.	Building and maintenance services	43,106.26
Pakistan	HAJI GHULAM RASOOL & SONS FILLING	Fuels and lubricants etc.	33,412.89
Pakistan	ISLAMABAD METROPOLIS SERVICES	Industrial cleaning services	48,103.10
Pakistan	MALIK MUHAMMAD ZUBAIR & BROTHERS	Fuels and lubricants etc.	47,732.70
Pakistan	NOBAL FILLING STATION	Fuels and lubricants etc.	47,732.70
Pakistan	PTCL	Engineering and research services	63,193.50
Pakistan	SACHAL CONSTRUCTION (PVT)LTD	Building and maintenance services	915,478.45
Pakistan	SECURITY & MANAGEMENT SERVICES (PVT	Public order and security services	251,685.94
Pakistan	SHAHZEB & WASIF FILLING STATION	Fuels and lubricants etc.	38,186.16
Pakistan	SHAMA SERVICE STATION	Fuels and lubricants etc.	33,412.89
Pakistan	SKARDU FILLING STATION	Fuels and lubricants etc.	38,186.16

Location of supplier	Supplier name	Category description	Value (USD)
UNPD continued			
Pakistan	TOURIST SERVICES CENTER	Travel, food and lodging	34,236.00
Pakistan	UFONE (PTML)	Public sector related services	34,367.54
Pakistan	UNDP-PAKISTAN	Education and training services	42,500.00
Panama	ES-KO INTERNATIONAL INC.	Food and beverage products	148,031,873.12
Panama	ES-KO INTERNATIONAL INC.	Industrial cleaning services	90,783.20
Panama	ES-KO INTERNATIONAL INC.	Travel, food and lodging	376,951.84
Panama	FUNDACION CIUDAD DEL SABER	Management and admin services	41,018.40
Papua New Guinea	UNDP-PAPUA NEW GUINEA	Management and admin services	117,532.00
Peru	UNDP-PERU	Land, building and structures	128,200.00
Peru	UNDP-PERU	Public order and security services	40,520.00
Peru	UNDP-PERU	Security and safety equipment	105,000.00
Philippines	UNDP-PHILIPPINES	Management and admin services	282,861.40
Philippines	UNDP-PHILIPPINES	Travel, food and lodging	50,200.00
Portugal	EUROATLANTIC AIRWAYS	Transportation, storage, mail services	398,533.00
Republic of Korea	HYUNDAI MOBIS	Motor vehicles and parts	34,402.47
Republic of Korea	JUNG ANG PRODUCTION CO. LTD.	Apparel, luggage and personal care	78,000.00
Romania	ROMANIAN GOVERNMENT'S PROTECTION AND	Education and training services	31,137.63
Russian Federation	AVIACON ZITOTRANS AIR COMPANY	Transportation, storage, mail services	365,098.96
Russian Federation	INTERDIALECT+ LLC	Editorial, design, graphic services	362,630.00
Russian Federation	JSC CONVERS AVIA AIRLINE	Transportation, storage, mail services	2,900,866.65
Russian Federation	JSC NIZHNEVARTOVSKAVIA	Transportation, storage, mail services	33,002,295.20
Russian Federation	JSC VOSTOK AVIATION COMPANY	Transportation, storage, mail services	7,295,568.33
Russian Federation	LIMITED LIABILTY COMPANY ABAKAN AIR	Transportation, storage, mail services	11,450,757.22
Russian Federation	LLC ""AIRLINE ""VIM-AVIA""	Transportation, storage, mail services	751,205.00
Russian Federation	LLC""IKAR""	Transportation, storage, mail services	3,982,956.00
Russian Federation	NORD WIND LIMITED LIABILITYCOMPANY	Transportation, storage, mail services	13,352,144.43
Russian Federation	PANH HELICOPTERS	Transportation, storage, mail services	707,254.39
Russian Federation	RUSSIAN TRANSLATION COMPANY	Editorial, design, graphic services	150,000.00
Russian Federation	SKOL AIRLINE LLC	Transportation, storage, mail services	30,663,741.54
Russian Federation	UTAIR - HELICOPTER SERVICES	Transportation, storage, mail services	95,268,322.81
Russian Federation	UTAIR AVIATION JOINT STOCKCOMPANY	Transportation, storage, mail services	11,263,824.51
Russian Federation	UTAIR CJSC	Transportation, storage, mail services	18,764,627.56
Rwanda	BELVEDERE LINE LTD	Motor vehicles and parts	522,500.00
Rwanda	CAREMAX LTD	Industrial cleaning services	43,562.20
Rwanda	CROSSLINK SERVICES (RWANDA) LTD	Management and admin services	466,080.00
Rwanda	GARAGE AUTO IMPERIAL	Transportation, storage, mail services	35,000.00
Rwanda	MAGASIN GULAM TRADING	Furniture	44,500.20
Rwanda	MAGASIN GULAM TRADING	Laboratory and testing equipment	53,389.00
Rwanda	MAGASIN GULAM TRADING	Motor vehicles and parts	37,455.00
Rwanda	MUNYANGANIZI BIKORO	Management and admin services	56,640.00
Rwanda	SDC INTERLOGISTICS LTD	Transportation, storage, mail services	298,426.00
Rwanda	VOLCANO LTD	Transportation, storage, mail services	450,000.00
Saudi Arabia	RUSSEL TRANSPORT CO. LTD	Transportation, storage, mail services	84,600.00
Senegal	ALIZES S.A.	Industrial cleaning services	31,191.27
Senegal	AVIATION HANDLING-RELAX VOYAGES	Travel, food and lodging	375,858.00
Senegal	INSTITUT D ETUDES DE SECURITE - ISS	Management and admin services	126,170.67
Senegal	SATGURU TRAVEL & TORS SERVICE (S.A.	Travel, food and lodging	616,839.00
Senegal	SHB - NOVOTEL DAKAR	Travel, food and lodging	39,910.00
Senegal	UNDP-SENEGAL	Editorial, design, graphic services	32,020.00
Serbia	G4S SECURE SOLUTIONS	Public order and security services	42,019.81
Sierra Leone	SATGURU TRAVELS AND TOURS SERVICES	Travel, food and lodging	110,400.00
Singapore	CADG ENGINEERING PTE LTD.	Land, building and structures	319,550.00
Slovakia	ALITER TECHNOLOGIES A.S.	IT and communications equipment	128,092.36
Somalia	ATKINSON TRADING COMPANY LTD	Fuels and lubricants etc.	72,640.70
Somalia	ATKINSON TRADING COMPANY LTD	Public sector related services	59,638.00
Somalia	BUBAL INVESTMENTS LTD	Cleaning equipment	41,599.27
Somalia	BURUNTI REAL ESTATE & GENERAL TRADI	Management and admin services	396,000.00
Somalia	DANWADAAG SANITATION AND HR COMPANY	Industrial cleaning services	41,990.00
Somalia	FAVORILLC	Transportation, storage, mail services	1,041,371.57
Somalia	FEDERAL GOVERNMENT OF SOMALIA	Public order and security services	40,080.00
Somalia	HORMUUD TELECOM SOMALIA	Engineering and research services	90,360.00
Somalia	HORN PROCUREMENT AND LOGISTICS	Building and maintenance services	118,143.00
Somalia	HURUSE & BROTHERS PROPERTY LIMITED	Management and admin services	1,607,911.10
Somalia	I.A.G. INTERNATIONAL LLC	Building and maintenance services	1,035,000.00
Somalia	I.A.G. INTERNATIONAL LLC	Motor vehicles and parts	103,913.00
Somalia	I.A.G. INTERNATIONAL LLC	Structures, construction components	94,007.41
Somalia	LAMEY TRADING AND CONSTRUCTION COMP	Food and beverage products	84,101.76
Somalia	MOHAMED FARAH HERSI	Management and admin services	222,073.88
Somalia	MOHAMED SHAFIE AND SONS REALSTATE	Management and admin services	30,000.00
Somalia	MR. AHMED HASSAN EGAL	Management and admin services	120,000.00
Somalia	PHYSICAL RISK SOLUTIONS	Public order and security services	607,933.20
Somalia	PUNTLAND SPECIAL PROTECTION UNIT	Public order and security services	105,820.00
Somalia	SICAD LIMITED	Industrial cleaning services	216,360.00
Somalia	SOMALI TECHNOLOGY GROUP (SOMATECH)	Building and maintenance services	254,600.00
Somalia	SOMCAST NETWORKS LTD	Engineering and research services	255,750.00
Somalia	STAR CONSTRUCTION AND LOGISTICS COM	Industrial cleaning services	292,000.00
Somalia	UNDP-SOMALIA	Financial and insurance services	256,880.56
Somalia	UNDP-SOMALIA	Management and admin services	572,137.41
South Africa	AIR TRAFFIC AND NAVIGATION SERVICES	Transportation, storage, mail services	153,000.00
South Africa	AIRCRAFT SYSTEMS SOUTH AFRICA (PTY)	Transportation, storage, mail services	1,749,854.42
South Africa	BALMORAL CENTRAL CONTRACTS SA (PTY) LTD	Transportation, storage, mail services	2,260,494.71
South Africa	C AND G AIR	Transportation, storage, mail services	15,931,137.13
South Africa	CEM AIR (PTY) LTD	Fuels and lubricants etc.	425,000.00
South Africa	CEM AIR (PTY) LTD	Transportation, storage, mail services	2,793,452.18

Location of supplier	Supplier name	Category description	Value (USD)
UNPD continued			
South Africa	DANGEROUS GOODS MANAGEMENT SOUTH AF	Education and training services	45,500.00
South Africa	DENEL (SOC) LTD TRADING AS DENEL LA	Public order and security services	367,350.83
South Africa	DENEL (SOC) LTD TRADING AS DENEL LA	Travel, food and lodging	1,701,940.86
South Africa	GROVATION CONSULTING (PTY) LTD	Education and training services	34,000.00
South Africa	HYDRAFORM INTERNATIONAL (PTY) LTD	Building and construction machinery	166,668.58
South Africa	HYDRAFORM INTERNATIONAL (PTY) LTD	Power generation machinery	207,305.66
South Africa	MECHEM (PTY) LTD	Building and maintenance services	465,246.72
South Africa	NATIONAL AIRWAYS CORPORATIONPTYLIMI	Transportation, storage, mail services	3,387,155.96
South Africa	NUTQUEST SOLUTIONS (PTY) LTD	Office equipment	34,401.25
South Africa	SAFAIR OPERATIONS (PTY) LTD	Transportation, storage, mail services	32,902,994.78
South Africa	TORQUETECHNICALCOMPUTERTRAININGPTY	Education and training services	30,131.64
South Africa	WFP-SOUTH AFRICA	Management and admin services	103,136.42
South Sudan	ABESSINEYA CONSTRUCTION AND SUPPLY	Management and admin services	106,172.00
South Sudan	ABRAHAM LOGISTICS AND CONSTRUCTION	Mineral and textile materials	116,058.00
South Sudan	ADEN LIMITED	Distribution equipment	280,855.40
South Sudan	ADVENTIST DEVELOPMENT & RELIEF AGENCY	Management and admin services	240,000.00
South Sudan	AMMARS COMPANY LIMITED	Building and maintenance services	2,806,192.87
South Sudan	AMMARS COMPANY LIMITED	Mineral and textile materials	469,176.10
South Sudan	AMMARS COMPANY LIMITED	Transportation, storage, mail services	3,153,922.57
South Sudan	APTIN MEDIA SUDAN LIMITED	Engineering and research services	32,400.00
South Sudan	BLOCKED-AMOO HOLDINGS INTERNATIONAL LTD	Building and maintenance services	97,597.05
South Sudan	BLOCKED-AMOO HOLDINGS INTERNATIONAL LTD	Transportation, storage, mail services	729,379.80
South Sudan	BLUE GENERAL TRADING LTD	Mineral and textile materials	221,085.50
South Sudan	BRIGHT STAR FOR MULTI ACTIVITIES CO.LTD	Building and maintenance services	450,425.10
South Sudan	CANAAN CONSTRUCTION COMPANY LIMITED	Building and maintenance services	33,000.00
South Sudan	CANAAN CONSTRUCTION COMPANY LIMITED	Mineral and textile materials	2,820,099.78
South Sudan	CHINA NEW ERA GROUP CORPORATION	Building and maintenance services	347,419.00
South Sudan	CROWN AUTO TRADE LIMITED	Transportation, storage, mail services	60,000.00
South Sudan	DAS TRADING CO.LTD	Engineering and research services	75,000.00
South Sudan	EAST AFRO CONSTRUCTION ENGINEERING	Building and maintenance services	108,532.04
South Sudan	EBYAN GENERAL TRADING COMPANY LIMIT	Building and maintenance services	607,500.00
South Sudan	EBYAN GENERAL TRADING COMPANY LIMIT	Mineral and textile materials	724,200.00
South Sudan	EMAHA GENERAL CONSTRUCTION AND TRAD	Building and maintenance services	430,754.03
South Sudan	EZENTUS CO LTD	Transportation, storage, mail services	90,000.00
South Sudan	GS CONSTRUCTION CO LTD	Building and maintenance services	95,445.00
South Sudan	HILAAC GENERAL TRADING COMPANY.LTD	Mineral and textile materials	38,550.00
South Sudan	HOL CONSTRUCTION LTD	Material handling machinery	146,200.00
South Sudan	HOL CONSTRUCTION LTD	Mineral and textile materials	57,400.00
South Sudan	HOL CONSTRUCTION LTD	Public sector related services	73,674.34
South Sudan	JUBA NABARI WATER PUMP CO. LTD.	Building and maintenance services	45,116.00
South Sudan	LADO SHOGI KHAMIS ANDREW	Management and admin services	72,000.00
South Sudan	LIFE FOR CONSTRUCTION CO. LTD.	Building and maintenance services	123,080.00
South Sudan	MADRAL DEVELOPMENT ORGANIZATION	Industrial cleaning services	100,000.00
South Sudan	MT.SINAI GENERAL TRADING COMPANY LI	Distribution equipment	66,387.50
South Sudan	MTN SOUTH SUDAN LTD	Engineering and research services	289,998.67
South Sudan	NATIONAL INSURANCE CORPORATION (SS)	Financial and insurance services	324,714.00
South Sudan	NILOTIC GENERAL TRADING CO. LTD	Public sector related services	49,600.00
South Sudan	RIAU PETROLEUM CO.LTD	Mineral and textile materials	72,187.50
South Sudan	SATELLITE VISION COMPANY LTD	Public sector related services	36,727.00
South Sudan	SOUTHERN SUDAN BEVERAGES LIMITED	Public sector related services	151,675.00
South Sudan	TIAYTU GENERAL TRADING CO. LTD.	Public sector related services	511,000.00
South Sudan	TRANS NILE LIMITED	Building and maintenance services	374,496.44
South Sudan	UPPER NILE CONSTRUCTION LIMITED	Building and maintenance services	94,086.00
South Sudan	UPPER NILE CONSTRUCTION LIMITED	Industrial cleaning services	387,640.78
South Sudan	VIRGIN GENERAL TRADING CO. LTD	Transportation, storage, mail services	94,000.00
South Sudan	WARRIOR SECURITY LIMITED	Public order and security services	198,284.75
South Sudan	WFP-SOUTH SUDAN	Building and maintenance services	55,671.00
South Sudan	WFP-SOUTH SUDAN	Transportation, storage, mail services	239,627.50
South Sudan	WIN HI-TECH TRADE AND ENGINEERING C	Distribution equipment	38,555.00
South Sudan	WS INSIGHT LIMITED	Public order and security services	10,864,757.07
Spain	ABERDORE SOLUCIONES INTEGRALES S.L	Power generation machinery	34,804.84
Spain	ADVANCED GEOSCIENCES EUROPE SL	Laboratory and testing equipment	182,832.00
Spain	AGROVERT LEVANTE SL	Building and maintenance services	36,610.58
Spain	CADIELSA VALLADOLID S.L.U	Electrical systems components	30,374.60
Spain	CLECE S.A.	Building and maintenance services	71,406.39
Spain	ENDESA ENERGÍA S.A.	Public sector related services	717,440.83
Spain	INGENIERÍA ELECTROTÉCNICA Y SISTEMA	Building and maintenance services	69,531.28
Spain	ISS FACILITY SERVICES S.A.	Industrial cleaning services	71,649.82
Spain	JOHNTEK S.L.	Distribution equipment	42,503.14
Spain	LOGNEXT S.L.	Engineering and research services	781,798.26
Spain	Mª DOLORES MARTINEZ VARA DE REY S.	Engineering and research services	137,035.38
Spain	MONDRAGÓN LINGUA S.COOP.	Editorial, design, graphic services	807,000.00
Spain	PROSEGUR SOLUCIONES INTEGRALES DE S	Public order and security services	505,303.94
Spain	REDONDO Y GARCIA S.A	Electrical systems components	1,341,332.87
Spain	REDONDO Y GARCIA S.A	Laboratory and testing equipment	51,055.10
Spain	REDONDO Y GARCIA S.A	Material handling machinery	172,085.75
Spain	S2 GRUPO DE INNOVACIÓN EN PROCESOS	Engineering and research services	1,118,911.09
Spain	SCHNEIDER ELECTRIC IT SPAIN S.L.	Engineering and research services	37,201.37
Spain	SOCIEDAD VALENCIANA DE SERVICIOS AL	Building and maintenance services	121,684.58
Spain	SWIFTAIR	Transportation, storage, mail services	8,699,303.46
Spain	TELEFÓNICA DE ESPAÑA S.A.	Engineering and research services	30,194.67
Spain	TELEFÓNICA DE ESPAÑA S.A.	Public sector related services	272,825.72
Spain	THE LEAN SIX SIGMA COMPANY S.L.	Education and training services	35,139.62
Sri Lanka	UNDP-SRI LANKA	Management and admin services	120,000.00

Location of supplier	Supplier name	Category description	Value (USD)
UNPD continued			
Sudan	AGILA ABDEL BAGI OMAR ATTIA	Management and admin services	72,000.00
Sudan	AHMED ELGHAZI FOR PETROLEUM AND	Cleaning equipment	47,019.84
Sudan	AHMED ELGHAZI FOR PETROLEUM AND	Mineral and textile materials	192,686.00
Sudan	AHMED ELGHAZI FOR PETROLEUM AND	Motor vehicles and parts	153,600.00
Sudan	AHMED ELGHAZI FOR PETROLEUM AND	Structures, construction components	121,000.00
Sudan	AISHA HUSSAIN IBRAHIM	Management and admin services	42,000.00
Sudan	ALGURASHIINTERNATIONALFORSERVICES&I	Transportation, storage, mail services	400,000.00
Sudan	ALI AHMED MAHJOUB	Management and admin services	53,861.76
Sudan	ARAB COMPANY FOR OPTICALSMEDICINE	Building and maintenance services	145,368.00
Sudan	ARAMEX INTERNATIONAL FOR SERVICES C	Transportation, storage, mail services	32,040.00
Sudan	AWAFI FOR AGRICULTURE SERVICES & PU	Healthcare services	34,800.00
Sudan	AWAFI FOR AGRICULTURE SERVICES & PU	Live plant and animal material	37,220.00
Sudan	AYMAN SAYED ABDELGADIR ELKHABIR	Management and admin services	30,000.00
Sudan	BIRAWI INTERNATIONAL FOR	Building and maintenance services	280,316.00
Sudan	BIRAWI INTERNATIONAL FOR	Mineral and textile materials	103,050.00
Sudan	BOLLORE TRANSPORT & LOGISTICS SUDAN	Transportation, storage, mail services	50,000.00
Sudan	ELKHATAB ELTAHIR ALI	Management and admin services	41,926.44
Sudan	ELNAWA SERVICES AND INVESTMENTCO.LT	Transportation, storage, mail services	1,562,181.20
Sudan	GLYAS TRADING AND SERVICES	Public sector related services	44,984.60
Sudan	HANEER ENGINEERING CO.LTD	Building and maintenance services	50,200.00
Sudan	HAWADIN STORES	Motor vehicles and parts	138,010.00
Sudan	INTEGRATED BUSINESS CO. (IBC)	Office equipment	145,001.89
Sudan	JAMBO CONSTRUCTION AND TRADING LTD	Building and maintenance services	2,182,148.00
Sudan	KEMAIR DEVELOPMENT CO. LTD.	Transportation, storage, mail services	227,081.44
Sudan	MADRET GENERAL TRADING L.L.C	IT and communications equipment	44,650.00
Sudan	MANO FOR ROADS & BRIDGES PROJECT	Building and maintenance services	275,000.00
Sudan	MOHAMED ABDALLA ENGINEERING & CONTR	Material handling machinery	177,950.00
Sudan	MOHAMED ABUZEID QUARRIES	Mineral and textile materials	400,000.00
Sudan	MOHAMMED ABDALLAH BABIKER OSMAN	Public sector related services	38,103.30
Sudan	NECTAR AGRICULTURE GROUP	Live plant and animal material	61,428.75
Sudan	NEW LIFE PRINTING PRESS	Industrial manufacturing services	50,000.00
Sudan	NIEMAT SALEM AHMED	Management and admin services	50,820.00
Sudan	OIL ENERGY CO. LIMITED	Fuels and lubricants etc.	78,005,370.87
Sudan	OLYMPIA TRAVELS	Travel, food and lodging	6,874,807.58
Sudan	ONEPORT-MAKS JOINT VENTURE	Transportation, storage, mail services	797,142.00
Sudan	PANCROP COMMERCIAL CO LTD	Distribution equipment	264,019.30
Sudan	PANCROP COMMERCIAL CO LTD	Electrical systems components	50,131.50
Sudan	PANCROP COMMERCIAL CO LTD	Furniture	33,358.10
Sudan	PANCROP COMMERCIAL CO LTD	Industrial cleaning services	823,652.00
Sudan	PANCROP COMMERCIAL CO LTD	IT and communications equipment	41,735.50
Sudan	PANCROP COMMERCIAL CO LTD	Office equipment	429,778.00
Sudan	PANCROP COMMERCIAL CO LTD	Published products	75,498.00
Sudan	PANCROP COMMERCIAL CO LTD	Security and safety equipment	70,187.50
Sudan	PERITI VANADIUM HEAVY EQUIPMENT AND	Distribution equipment	117,900.00
Sudan	PROMARK FOR PROMOTIONS AND	Industrial manufacturing services	100,000.00
Sudan	PROMARK FOR PROMOTIONS AND	Published products	60,100.00
Sudan	RAIBA TRANS CO. LTD	Transportation, storage, mail services	466,677.96
Sudan	REGAL FOR CONSTRUCTIONS CONTRACTIN	Mineral and textile materials	39,150.00
Sudan	REPRO COMPANY LTD	Industrial manufacturing services	50,000.00
Sudan	SANA ABDULLAH ABDULHAY	Management and admin services	100,852.26
Sudan	SOORKTY FOR ENGINEERING & CONTRACTING	Building and maintenance services	223,360.00
Sudan	TAJUJFORDEVELOPMENT&INVESTMENTCOMPA	Material handling machinery	31,200.00
Sudan	TAJUJFORDEVELOPMENT&INVESTMENTCOMPA	Office equipment	117,815.00
Sudan	TAJUJFORDEVELOPMENT&INVESTMENTCOMPA	Structures, construction components	150,700.00
Sudan	TAJUJFORDEVELOPMENT&INVESTMENTCOMPA	Transportation, storage, mail services	3,097,252.82
Sudan	UNIVERSAL BROTHERS CO. LTD	Transportation, storage, mail services	250,000.00
Sudan	WAD ALZAKY FOR TRADING AND SERVICES	Public sector related services	30,000.00
Sudan	WFP-SUDAN	Management and admin services	108,134.18
Sweden	BIAB INTERNATIONAL AKTIEBOLAG	Cleaning equipment	162,494.94
Sweden	BIAB INTERNATIONAL AKTIEBOLAG	Material handling machinery	365,680.47
Sweden	BIAB INTERNATIONAL AKTIEBOLAG	Office equipment	31,912.20
Sweden	BIAB INTERNATIONAL AKTIEBOLAG	Paper materials and products	81,955.50
Sweden	BIAB INTERNATIONAL AKTIEBOLAG	Security and safety equipment	66,342.68
Sweden	GRATTS INTERNATIONAL AB	Mineral and textile materials	181,050.60
Sweden	INTALMA - INTERNATIONAL TALENT MANA	Editorial, design, graphic services	40,000.00
Sweden	MITEL SWEDEN AB	Education and training services	31,591.17
Sweden	MITEL SWEDEN AB	IT and communications equipment	1,589,404.23
Sweden	SAAB AB	Motor vehicles and parts	425,692.98
Sweden	SAAB AB	Transportation, storage, mail services	2,032,856.14
Sweden	VALNEVA SWEDEN AB	Pharmaceuticals, contraceptives, vaccines	152,504.80
Switzerland	CRYPTO AG	Engineering and research services	67,047.05
Switzerland	CRYPTO AG	IT and communications equipment	32,420.73
Switzerland	FONDATION DES IMMEUBLES POUR LES	Management and admin services	1,217,791.05
Switzerland	GSX GROUPWARE SOLUTIONS SÀRL	Engineering and research services	40,749.41
Switzerland	IATA	Education and training services	46,000.00
Switzerland	INTERNATIONAL COMPUTING CENTRE	Engineering and research services	17,068,197.00
Switzerland	INTERTRADE INTERNATIONALSERVICESSA	Apparel, luggage and personal care	45,510.00
Switzerland	INTERTRADE INTERNATIONALSERVICESSA	Chemicals	68,632.00
Switzerland	INTERTRADE INTERNATIONALSERVICESSA	Distribution equipment	215,684.20
Switzerland	INTERTRADE INTERNATIONALSERVICESSA	Domestic appliances and electronics	109,914.39
Switzerland	INTERTRADE INTERNATIONALSERVICESSA	Electrical systems components	291,281.72
Switzerland	INTERTRADE INTERNATIONALSERVICESSA	IT and communications equipment	187,020.44
Switzerland	INTERTRADE INTERNATIONALSERVICESSA	Laboratory and testing equipment	53,372.39
Switzerland	INTERTRADE INTERNATIONALSERVICESSA	Land, building and structures	1,369,092.55

Location of supplier	Supplier name	Category description	Value (USD)
UNPD continued			
Switzerland	INTERTRADE INTERNATIONALSERVICESSA	Material handling machinery	167,772.76
Switzerland	INTERTRADE INTERNATIONALSERVICESSA	Motor vehicles and parts	116,498.60
Switzerland	INTERTRADE INTERNATIONALSERVICESSA	Office equipment	241,204.65
Switzerland	INTERTRADE INTERNATIONALSERVICESSA	Power generation machinery	1,183,011.39
Switzerland	INTERTRADE INTERNATIONALSERVICESSA	Printing, photo and AV equipment	37,378.00
Switzerland	INTERTRADE INTERNATIONALSERVICESSA	Security and safety equipment	219,980.95
Switzerland	INTERTRADE INTERNATIONALSERVICESSA	Services industry equipment	46,648.94
Switzerland	INTERTRADE INTERNATIONALSERVICESSA	Sports and recreational equipment	48,836.20
Switzerland	INTERTRADE INTERNATIONALSERVICESSA	Tools and general machinery	31,772.70
Switzerland	INTERTRADE INTERNATIONALSERVICESSA	Transportation, storage, mail services	150,228.38
Switzerland	MANNET SARL	Financial and insurance services	205,778.68
Switzerland	OPEN SYSTEMS AG	IT and communications equipment	2,954,008.02
Switzerland	SUPREME FOODSERVICE GMBH	Food and beverage products	8,303,534.43
Switzerland	SWISSPEACE	Education and training services	45,113.55
Syrian Arab Republic	ALKHEIR COMPANY FOR TRADING AND CON	Engineering and research services	438,528.68
Syrian Arab Republic	ALKHEIR COMPANY FOR TRADING AND CON	Structures, construction components	33,665.00
Syrian Arab Republic	GEC LLC	Building and maintenance services	997,871.82
Syrian Arab Republic	JUPITER INVESTMENT CO.LTD.FONDOK	Management and admin services	1,183,710.00
Syrian Arab Republic	KUMAI HILAL	IT and communications equipment	39,220.67
Syrian Arab Republic	KUMAI HILAL	Public order and security services	177,730.59
Syrian Arab Republic	MARWAN SALEH	Building and maintenance services	91,600.00
Syrian Arab Republic	MOHAMMED MAHER AL-MADFAI	Transportation, storage, mail services	311,800.00
Syrian Arab Republic	RIAD HAMDI KOUSAIBATI	Management and admin services	340,000.00
Syrian Arab Republic	SYRIAN SAUDI FOR TOURISTIC INVESTME	Management and admin services	2,475,575.77
Syrian Arab Republic	THAER ALI AL YOUNES	Building and maintenance services	257,838.40
Tunisia	DAHMANI TRANSIT INTERNATIONAL SARL	Transportation, storage, mail services	35,819.58
Tunisia	HB AVIATION TRAINING SERVICES	Education and training services	231,430.00
Tunisia	HERITIERS VELLA AFRIC AUTO - S.A	Transportation, storage, mail services	84,252.04
Tunisia	IC SECURITY SYSTEMS OF TUNISIA	Public order and security services	60,760.39
Tunisia	NOVAXIS S.A.R.L	Security and safety equipment	88,875.00
Tunisia	STUNAS INDUSTRIES	Management and admin services	709,800.00
Tunisia	TUNISAIR HANDLING S.A	Transportation, storage, mail services	106,723.59
Turkey	ANT INSAAT MADEN SANAYI LTD. STI.	Building and maintenance services	80,850.00
Turkey	FREEBIRD AIRLINES	Transportation, storage, mail services	128,900.00
Turkey	ITS HAVACILIK VE DIS TIC LTD STI	Motor vehicles and parts	52,800.00
Turkey	ORTASARK MADENCILIK INSAAT TAAHHUTS	Distribution equipment	50,300.00
Turkmenistan	IE SONMEZ ALAW	Building and maintenance services	39,946.00
Uganda	A & M EXECUTIVE CLEANING SERVICESCO	Building and maintenance services	1,140,500.00
Uganda	A & M EXECUTIVE CLEANING SERVICESCO	Industrial cleaning services	1,485,000.00
Uganda	AQUA COOLERS LTD.	Services industry equipment	70,800.00
Uganda	ASSOCIATED SCALE SERVICES COMPANY L	Building and maintenance services	80,000.00
Uganda	BOLLORE AFRICA LOGISTICS UGANDA	Transportation, storage, mail services	1,097,285.30
Uganda	CIRCULAR SUPPLY (U) LIMITED	Laboratory and testing equipment	524,907.78
Uganda	DIMENSION DATA (UGANDA) LIMITED.	Building and maintenance services	977,889.42
Uganda	ENTEBBE HANDLING SERVICES LIMITED	Education and training services	150,000.00
Uganda	ENTEBBE HANDLING SERVICES LIMITED	Transportation, storage, mail services	2,725,325.00
Uganda	GACH SERVICES LIMITED	Transportation, storage, mail services	350,000.00
Uganda	GLOBAL TECHNOLOGIES UGANDA LIMITED	Building and maintenance services	105,337.13
Uganda	GRAPHIC SYSTEMS (U) LTD.	Industrial manufacturing services	57,471.72
Uganda	GREAT VALUE SAFARIS LTD	Travel, food and lodging	6,394,070.50
Uganda	IMPERIAL BOTANICAL BEACH HOTEL	Travel, food and lodging	140,700.00
Uganda	INTERNATIONAL HOSPITAL KAMPALA LIMITED	Healthcare services	40,736.46
Uganda	KAMUA ENGINEERING INTERNATIONAL JAN	Industrial cleaning services	417,840.60
Uganda	KENED INVESTMENTS LIMITED	Live plant and animal material	48,110.00
Uganda	KENED INVESTMENTS LIMITED	Tools and general machinery	55,919.75
Uganda	KWIK COMPUTING LIMITED	Industrial manufacturing services	3,396,211.00
Uganda	MANAGEMENT AND CAPACITY DEVELOPMENT	Education and training services	141,200.00
Uganda	MELVILLE ENGINEERING SERVICES LIMIT	Electrical systems components	35,000.00
Uganda	NAKASERO HOSPITAL LIMITED	Healthcare services	50,000.00
Uganda	NEWREST UGANDA INFLIGHT SERVICES LI	Travel, food and lodging	220,142.00
Uganda	PINNACLE SECURITY LIMITED	Public order and security services	633,539.25
Uganda	SAAHIB ENTERPRISES	Laboratory and testing equipment	74,495.00
Uganda	SAAHIB ENTERPRISES	Power generation machinery	52,706.90
Uganda	SECUREX AGENCIES (U) LIMITED	Building and maintenance services	42,790.66
Uganda	SEMLIKI RIFT TRADINGCOMPANYLIMITED	Transportation, storage, mail services	847,590.50
Uganda	SENFUMA ELECTRICAL COMPANY	Power generation machinery	354,215.00
Uganda	SEROMA LTD	Structures, construction components	369,783.58
Uganda	SINGOMA HOLDING LIMITED	Apparel, luggage and personal care	31,040.00
Uganda	SPEDAG INTERFREIGHT UGANDA LIMITED	Transportation, storage, mail services	3,254,460.00
Uganda	T AND D CLEANERS LIMITED	Industrial cleaning services	1,441,853.11
Uganda	TARGET LINK UGANDA LIMITED	Apparel, luggage and personal care	361,990.00
Uganda	TARGET LINK UGANDA LIMITED	Material handling machinery	186,152.80
Uganda	TEVA HOLDINGS LIMITED	Medical equipment	74,458.00
Uganda	TEVA HOLDINGS LIMITED	Motor vehicles and parts	34,111.00
Uganda	TEVA HOLDINGS LIMITED	Power generation machinery	79,320.00
Uganda	TRUSSNET UGANDA LIMITED	Building and maintenance services	108,502.25
Uganda	ULTO ENGINEERING LIMITED	Building and maintenance services	197,161.14
Uganda	ZESCOM TECHNOLOGIES LIMITED	Security and safety equipment	175,250.00
Ukraine	ANTONOV COMPANY	Transportation, storage, mail services	8,671,000.00
Ukraine	DIANA SHEKHADEKH	Building and maintenance services	114,950.00
Ukraine	PRIVATE CORPORATION""INTERNATIIONAL	Transportation, storage, mail services	9,382,578.21
Ukraine	PRIVATE JOINT STOCK COMPANY ""AVIATI	Transportation, storage, mail services	49,384,921.59
Ukraine	VALENTINA ARSAN	Building and maintenance services	517,591.00
Ukraine	VALENTINA ARSAN	Mineral and textile materials	38,080.00

Location of supplier	Supplier name	Category description	Value (USD)
UNPD continued			
United Arab Emirates	AIAL GROUP LIMITED	Building and maintenance services	874,930.00
United Arab Emirates	AL MRASIM GENERAL TRADING FZE	IT and communications equipment	34,700.00
United Arab Emirates	ATLANTEAN SOMALIA LIMITED	Management and admin services	106,750.00
United Arab Emirates	AUTOMOTIVE MANAGEMENT SERVICES FZ-L	Engineering and research services	558,606.06
United Arab Emirates	AVALON GENERAL TRADING L.L.C.	IT and communications equipment	80,303.00
United Arab Emirates	AVALON GENERAL TRADING L.L.C.	Security and safety equipment	55,387.50
United Arab Emirates	AVALON INTERNATIONAL GENERAL TRADIG	Apparel, luggage and personal care	47,620.00
United Arab Emirates	AVALON INTERNATIONAL GENERAL TRADIG	IT and communications equipment	130,193.05
United Arab Emirates	AVALON INTERNATIONAL GENERAL TRADIG	Medical equipment	41,149.00
United Arab Emirates	AVALON INTERNATIONAL GENERAL TRADIG	Security and safety equipment	119,783.69
United Arab Emirates	AXE AND JACK ENTERPRISES	Furniture	60,166.30
United Arab Emirates	BIDI STEEL BUILDING	Building and maintenance services	2,594,434.85
United Arab Emirates	BROMGROVE CONTRACTING LIMITED	Material handling machinery	34,817.28
United Arab Emirates	CYGNUS TELECOM LLC	Public sector related services	56,850.92
United Arab Emirates	DARKA FOR TRADING &SERVICESCO.LTD.	Transportation, storage, mail services	31,980.00
United Arab Emirates	EBASCO TRADING	Distribution equipment	170,427.21
United Arab Emirates	EBASCO TRADING	Electronic components	45,760.00
United Arab Emirates	EBASCO TRADING	IT and communications equipment	52,725.88
United Arab Emirates	EBASCO TRADING	Motor vehicles and parts	31,094.00
United Arab Emirates	EBASCO TRADING	Power generation machinery	92,430.95
United Arab Emirates	ECO FUEL FZE	Fuels and lubricants etc.	52,896,367.58
United Arab Emirates	ECOLOG INTERNATIONAL FZE	Engineering and research services	829,633.13
United Arab Emirates	ECOLOG INTERNATIONAL FZE	Food and beverage products	96,943,999.62
United Arab Emirates	ECOLOG INTERNATIONAL FZE	Industrial cleaning services	4,179,324.81
United Arab Emirates	ECOLOG INTERNATIONAL FZE	Public sector related services	84,774.00
United Arab Emirates	ECOLOG INTERNATIONAL FZE	Services industry equipment	49,333.32
United Arab Emirates	ECOLOG INTERNATIONAL FZE	Travel, food and lodging	1,676,635.00
United Arab Emirates	FG WILSON (ENGINEERING) FZE	Power generation machinery	30,764.98
United Arab Emirates	GLOBAL LOGISTIC SERVICES CO. LLC	Management and admin services	56,250.00
United Arab Emirates	GLOBAL LOGISTIC SERVICES CO. LLC	Travel, food and lodging	2,379,917.39
United Arab Emirates	GOLDEN RELIEF RESOURCES LTD	Building and maintenance services	9,419,557.01
United Arab Emirates	GOLDEN RELIEF RESOURCES LTD	Electrical systems components	85,913.02
United Arab Emirates	GOLDEN RELIEF RESOURCES LTD	Office equipment	111,390.00
United Arab Emirates	GOLDEN RELIEF RESOURCES LTD	Power generation machinery	108,065.00
United Arab Emirates	GOLDEN RELIEF RESOURCES LTD	Sports and recreational equipment	177,100.65
United Arab Emirates	GULFCATERINGCOMPANYFORGENERALTRADEA	Food and beverage products	38,339,468.65
United Arab Emirates	IDG SECURITY MIDDLE EAST FZC	Public order and security services	446,455.30
United Arab Emirates	INCHCAPESHIPPINGSERVICES(DUBAI)LLC	Food and beverage products	89,360,111.02
United Arab Emirates	INTERNATIONAL ARMOURED GROUP FZE	Motor vehicles and parts	1,156,472.20
United Arab Emirates	ISAT AFRICA LTD. FZC	Engineering and research services	310,492.60
United Arab Emirates	K5 TRADING LLC	Security and safety equipment	83,066.88
United Arab Emirates	KHIMJI RAMDAS & SONS GENERAL TRADIN	Chemicals	52,190.00
United Arab Emirates	KHIMJI RAMDAS & SONS GENERAL TRADIN	Security and safety equipment	58,150.00
United Arab Emirates	KHIMJI RAMDAS & SONS GENERAL TRADIN	Transportation, storage, mail services	220,480.00
United Arab Emirates	L M G GENERAL TRADING LLC	Motor vehicles and parts	36,121.88
United Arab Emirates	LEORON PROFESSIONAL DEVELOPMENT IN	Education and training services	66,050.00
United Arab Emirates	LHASSA CONSULTING FZE	Editorial, design, graphic services	99,999.00
United Arab Emirates	LHASSA CONSULTING FZE	Engineering and research services	99,999.00
United Arab Emirates	MILSERVE INTERNATIONAL DMCC	Manufacturing components	35,270.00
United Arab Emirates	MILSERVE INTERNATIONAL DMCC	Material handling machinery	33,138.00
United Arab Emirates	MILSERVE INTERNATIONAL DMCC	Structures, construction components	37,249.40
United Arab Emirates	MOGADISHU STARS GENERAL TRADING	Building and maintenance services	500,000.00
United Arab Emirates	MOHAMAD TAHER AND MOHAMMAD ZAHIR	Management and admin services	308,000.00
United Arab Emirates	MRC INTERNATIONAL FZE.	IT and communications equipment	37,638.00
United Arab Emirates	MRC INTERNATIONAL FZE.	Material handling machinery	35,236.00
United Arab Emirates	MRC INTERNATIONAL FZE.	Paper materials and products	48,478.05
United Arab Emirates	MRC INTERNATIONAL FZE.	Transportation, storage, mail services	33,462.05
United Arab Emirates	OKI GENERAL TRADING LLC	Distribution equipment	75,710.75
United Arab Emirates	OKI GENERAL TRADING LLC	Domestic appliances and electronics	30,840.00
United Arab Emirates	OKI GENERAL TRADING LLC	Electrical systems components	564,987.14
United Arab Emirates	OKI GENERAL TRADING LLC	Fuels and lubricants etc.	146,125.00
United Arab Emirates	OKI GENERAL TRADING LLC	Land, building and structures	69,808.31
United Arab Emirates	OKI GENERAL TRADING LLC	Manufacturing components	177,304.85
United Arab Emirates	OKI GENERAL TRADING LLC	Motor vehicles and parts	431,720.98
United Arab Emirates	OKI GENERAL TRADING LLC	Office equipment	54,327.50
United Arab Emirates	OKI GENERAL TRADING LLC	Power generation machinery	106,709.57
United Arab Emirates	OKI GENERAL TRADING LLC	Printing, photo and AV equipment	53,814.25
United Arab Emirates	OKI GENERAL TRADING LLC	Security and safety equipment	306,258.16
United Arab Emirates	OKI GENERAL TRADING LLC	Sports and recreational equipment	83,263.50
United Arab Emirates	OKI GENERAL TRADING LLC	Structures, construction components	97,506.10
United Arab Emirates	P C A GENERAL TRADING L.L.C	Electrical systems components	55,748.00
United Arab Emirates	P C A GENERAL TRADING L.L.C	IT and communications equipment	51,201.00
United Arab Emirates	P C A GENERAL TRADING L.L.C	Land, building and structures	110,390.00
United Arab Emirates	P C A GENERAL TRADING L.L.C	Security and safety equipment	68,716.00
United Arab Emirates	PENTAPOLIS TRADE - F.Z.E.	Domestic appliances and electronics	117,492.75
United Arab Emirates	PENTAPOLIS TRADE - F.Z.E.	Security and safety equipment	34,815.00
United Arab Emirates	R.S.S. TRADING INC.	Power generation machinery	30,305.50
United Arab Emirates	RA INTERNATIONAL FZCO	Building and maintenance services	44,672,121.65
United Arab Emirates	RA INTERNATIONAL FZCO	Industrial manufacturing services	1,837,133.01
United Arab Emirates	RA INTERNATIONAL FZCO	Structures, construction components	737,073.48
United Arab Emirates	RAPID RESPONSE SERVICES INTERNATION	Transportation, storage, mail services	37,561.67
United Arab Emirates	RMSI HOLDINGS FZC	Healthcare services	6,522,572.94
United Arab Emirates	SKA INTERNATIONAL GROUP LIMITED	Management and admin services	262,300.00
United Arab Emirates	SKY GULF TRADING FZE	Security and safety equipment	47,076.00

Location of supplier	Supplier name	Category description	Value (USD)
UNPD continued			
United Arab Emirates	SUPREME FUELS TRADING FZE	Fuels and lubricants etc.	32,687,375.00
United Arab Emirates	TRACK24 FZE	Public sector related services	31,080.00
United Arab Emirates	TRILOK MARKETING & TRADING LLC	Electrical systems components	172,248.20
United Arab Emirates	TRILOK MARKETING & TRADING LLC	IT and communications equipment	79,790.00
United Arab Emirates	TRILOK MARKETING & TRADING LLC	Manufacturing components	54,940.15
United Arab Emirates	TRILOK MARKETING & TRADING LLC	Security and safety equipment	60,390.32
United Arab Emirates	TRISTAR TRANSPORT LLC	Fuels and lubricants etc.	197,455,621.97
United Arab Emirates	TRUEBELL MARKETING & TRADING LLC	Distribution equipment	294,898.90
United Arab Emirates	TRUEBELL MARKETING & TRADING LLC	Power generation machinery	63,255.00
United Arab Emirates	TRUEBELL MARKETING & TRADING LLC	Security and safety equipment	69,259.70
United Arab Emirates	TRUEBELL MARKETING & TRADING LLC	Services industry equipment	64,757.02
United Arab Emirates	TRUEBELL MARKETING & TRADING LLC	Sports and recreational equipment	52,717.00
United Arab Emirates	TRUEBELL MARKETING & TRADING LLC	Tools and general machinery	68,905.00
United Kingdom of Great Britain and Northern Ireland	ABA STRONALVA LIMITED	Power generation machinery	60,508.15
United Kingdom of Great Britain and Northern Ireland	ADDFIELD ENVIRONMENTAL SYSTEMS LTD	Material handling machinery	45,248.33
United Kingdom of Great Britain and Northern Ireland	AEGIS DEFENCE SERVICES LIMITED	Editorial, design, graphic services	10,619,074.77
United Kingdom of Great Britain and Northern Ireland	AIR CHARTER SERVICE LTD	Transportation, storage, mail services	4,089,900.00
United Kingdom of Great Britain and Northern Ireland	AIRCRAFT MAINTENANCE SUPPORT SERVIC	Motor vehicles and parts	98,658.35
United Kingdom of Great Britain and Northern Ireland	ALLEN VANGUARD LIMITED	IT and communications equipment	3,209,683.91
United Kingdom of Great Britain and Northern Ireland	BARRETT EUROPE LTD	IT and communications equipment	123,075.44
United Kingdom of Great Britain and Northern Ireland	BRANDCONTACT (UK) LIMITED	Power generation machinery	35,277.46
United Kingdom of Great Britain and Northern Ireland	CATERPILLAR (NI) LIMITED	Power generation machinery	2,297,469.41
United Kingdom of Great Britain and Northern Ireland	CHAPMAN FREEBORN AIRCHARTERING	Transportation, storage, mail services	9,439,300.00
United Kingdom of Great Britain and Northern Ireland	CHARTERED INSTITUTE OF PROCUREMENT	Management and admin services	40,268.46
United Kingdom of Great Britain and Northern Ireland	CHARTERSPHERE LTD	Transportation, storage, mail services	600,400.00
United Kingdom of Great Britain and Northern Ireland	COSMOS TRAVEL/BASSAM DAGHER	Travel, food and lodging	882,845.00
United Kingdom of Great Britain and Northern Ireland	DE LA RUE INTERNATIONAL LIMITED	Published products	501,247.50
United Kingdom of Great Britain and Northern Ireland	ES-KO(UK) LIMITED	Travel, food and lodging	384,245.26
United Kingdom of Great Britain and Northern Ireland	EUROCONTROLS AUTOMATION LIMITED	IT and communications equipment	98,604.00
United Kingdom of Great Britain and Northern Ireland	GAPUMA (U.K.) LIMITED	Distribution equipment	105,267.65
United Kingdom of Great Britain and Northern Ireland	GAPUMA (U.K.) LIMITED	Electronic components	58,956.00
United Kingdom of Great Britain and Northern Ireland	GAPUMA (U.K.) LIMITED	Power generation machinery	74,390.00
United Kingdom of Great Britain and Northern Ireland	GAPUMA (U.K.) LIMITED	Printing, photo and AV equipment	46,965.50
United Kingdom of Great Britain and Northern Ireland	GAPUMA (U.K.) LIMITED	Security and safety equipment	107,945.00
United Kingdom of Great Britain and Northern Ireland	GAPUMA (U.K.) LIMITED	Sports and recreational equipment	39,135.00
United Kingdom of Great Britain and Northern Ireland	HESCO BASTION LIMITED	Transportation, storage, mail services	117,809.69
United Kingdom of Great Britain and Northern Ireland	HIGHLIGHT TRAVEL LTD T/A BCD TRAVEL	Travel, food and lodging	93,096.00
United Kingdom of Great Britain and Northern Ireland	I.I.R. LIMITED	Education and training services	33,812.73
United Kingdom of Great Britain and Northern Ireland	INTELSAT GLOBAL SALES AND MARKETING	Building and maintenance services	13,438,341.99
United Kingdom of Great Britain and Northern Ireland	INTELSAT GLOBAL SALES AND MARKETING	Engineering and research services	15,092,698.38
United Kingdom of Great Britain and Northern Ireland	INTERFACE NRM LTD (UNITED KINGDOM)	Management and admin services	40,638.08
United Kingdom of Great Britain and Northern Ireland	INTETRADE LTD.	Apparel, luggage and personal care	73,709.35
United Kingdom of Great Britain and Northern Ireland	INTETRADE LTD.	Cleaning equipment	56,240.83
United Kingdom of Great Britain and Northern Ireland	IQARUS INTERNATIONAL LIMITED	Healthcare services	166,554.00
United Kingdom of Great Britain and Northern Ireland	IQARUS INTERNATIONAL LIMITED	Public order and security services	3,556,869.00
United Kingdom of Great Britain and Northern Ireland	IQARUS LTD	Public order and security services	593,193.53
United Kingdom of Great Britain and Northern Ireland	J & S FRANKLIN LTD	Land, building and structures	1,181,456.00
United Kingdom of Great Britain and Northern Ireland	JANKEL ARMOURING LIMITED	Motor vehicles and parts	1,590,986.28
United Kingdom of Great Britain and Northern Ireland	JANKEL ARMOURING LIMITED	Transportation, storage, mail services	35,215.00
United Kingdom of Great Britain and Northern Ireland	LYSANDER SHIPPING LTD	Transportation, storage, mail services	264,492.89
United Kingdom of Great Britain and Northern Ireland	MOORE STEPHENS LLP	Financial and insurance services	1,024,333.75
United Kingdom of Great Britain and Northern Ireland	MOTOROLA SOLUTIONS UK LIMITED	Building and maintenance services	4,411,481.18
United Kingdom of Great Britain and Northern Ireland	MOTOROLA SOLUTIONS UK LIMITED	Education and training services	560,086.91
United Kingdom of Great Britain and Northern Ireland	MOTOROLA SOLUTIONS UK LIMITED	Electrical systems components	127,258.50
United Kingdom of Great Britain and Northern Ireland	MOTOROLA SOLUTIONS UK LIMITED	Engineering and research services	820,777.97
United Kingdom of Great Britain and Northern Ireland	MOTOROLA SOLUTIONS UK LIMITED	IT and communications equipment	9,800,241.05
United Kingdom of Great Britain and Northern Ireland	MOTOROLA SOLUTIONS UK LIMITED	Laboratory and testing equipment	893,963.23
United Kingdom of Great Britain and Northern Ireland	MOTOROLA SOLUTIONS UK LIMITED	Power generation machinery	1,251,728.20
United Kingdom of Great Britain and Northern Ireland	MOTOROLA SOLUTIONS UK LIMITED	Transportation, storage, mail services	234,366.00
United Kingdom of Great Britain and Northern Ireland	ORGANISATION DEVELOPMENT & RESEARCH	Management and admin services	174,767.00
United Kingdom of Great Britain and Northern Ireland	OXFORD ANALYTICA LTD.	Public sector related services	53,200.00
United Kingdom of Great Britain and Northern Ireland	OXFORD UNIVERSITY PRESS	Public sector related services	113,973.40
United Kingdom of Great Britain and Northern Ireland	PANORAMA	Travel, food and lodging	34,649.00
United Kingdom of Great Britain and Northern Ireland	QA LIMITED (UNITED KINGDOM)	Education and training services	235,380.50
United Kingdom of Great Britain and Northern Ireland	RAINBO SUPPLIES & SERVICES LTD.	Motor vehicles and parts	1,288,779.14
United Kingdom of Great Britain and Northern Ireland	RAINBO SUPPLIES & SERVICES LTD.	Sports and recreational equipment	56,321.35
United Kingdom of Great Britain and Northern Ireland	RAINBO SUPPLIES & SERVICES LTD.	Tools and general machinery	316,526.20
United Kingdom of Great Britain and Northern Ireland	REDLINE AVIATION SECURITY LIMITED	Education and training services	1,088,494.81
United Kingdom of Great Britain and Northern Ireland	REED BUSINESS INFORMATION	Public sector related services	68,746.00
United Kingdom of Great Britain and Northern Ireland	RICHARDSON SUPPLY COMPANY LIMITED	Engineering and research services	41,210.36
United Kingdom of Great Britain and Northern Ireland	RICOH INTERNATIONAL B V	Management and admin services	429,140.01
United Kingdom of Great Britain and Northern Ireland	SEAFAST HOLDINGS LIMITED	Transportation, storage, mail services	31,460.03
United Kingdom of Great Britain and Northern Ireland	SHEARGOLD LIMITED.	Electrical systems components	722,752.89
United Kingdom of Great Britain and Northern Ireland	SHEARGOLD LIMITED.	IT and communications equipment	1,012,297.69
United Kingdom of Great Britain and Northern Ireland	SHEARGOLD LIMITED.	Manufacturing components	151,270.71
United Kingdom of Great Britain and Northern Ireland	SHEARGOLD LIMITED.	Material handling machinery	39,780.00
United Kingdom of Great Britain and Northern Ireland	SHEARGOLD LIMITED.	Motor vehicles and parts	288,371.55
United Kingdom of Great Britain and Northern Ireland	SHEARGOLD LIMITED.	Office equipment	164,940.00
United Kingdom of Great Britain and Northern Ireland	SHEARGOLD LIMITED.	Paper materials and products	509,667.68
United Kingdom of Great Britain and Northern Ireland	SHEARGOLD LIMITED.	Power generation machinery	44,279.00
United Kingdom of Great Britain and Northern Ireland	SHEARGOLD LIMITED.	Security and safety equipment	247,567.20
United Kingdom of Great Britain and Northern Ireland	SHEARGOLD LIMITED.	Tools and general machinery	134,679.30
United Kingdom of Great Britain and Northern Ireland	SHEARGOLD LIMITED.	Transportation, storage, mail services	818,622.25
United Kingdom of Great Britain and Northern Ireland	TALIA LIMITED	Engineering and research services	406,500.00

Location of supplier	Supplier name	Category description	Value (USD)
UNPD continued			
United Kingdom of Great Britain and Northern Ireland	TALIA LIMITED	IT and communications equipment	47,094.00
United Kingdom of Great Britain and Northern Ireland	TAYLOR & FRANCIS GROUP	Public sector related services	31,833.00
United Kingdom of Great Britain and Northern Ireland	THALES UK LIMITED	Public order and security services	18,081,114.07
United Kingdom of Great Britain and Northern Ireland	THE HEIGHTEC GROUP LIMITED	Education and training services	52,022.32
United Kingdom of Great Britain and Northern Ireland	THE WYEDEAN WEAVING CO LTD	Apparel, luggage and personal care	286,770.00
United Kingdom of Great Britain and Northern Ireland	VESTEY FOODS UK LIMITED	Food and beverage products	11,420,487.52
United Kingdom of Great Britain and Northern Ireland	WESTMINSTER INTERNATIONAL LTD	Security and safety equipment	157,860.00
United States of America	275 TECHNOLOGY SOLUTIONS INC	Building and maintenance services	217,875.00
United States of America	304 E. 45TH ASSOCIATES	Management and admin services	8,052,974.86
United States of America	3100 47TH AVENUE PROPERTY INVESTORS	Management and admin services	1,071,517.59
United States of America	A-1 INTERNATIONAL INC.	Building and maintenance services	976,203.30
United States of America	A. W. & S. CONSTRUCTION CO INC.	Building and maintenance services	10,765,373.88
United States of America	AAR AIRLIFT GROUP	Transportation, storage, mail services	99,173.84
United States of America	ABM JANITORIAL SERVICES NORTHEAST	Industrial cleaning services	12,371,775.45
United States of America	ACCELERATED INFORMATION SYSTEMS IN	IT and communications equipment	30,168.00
United States of America	ACCENTURE FEDERAL SERVICES LLC	Engineering and research services	6,247,884.75
United States of America	ACCENTURE FEDERAL SERVICES LLC	Management and admin services	71,451.08
United States of America	ACCUITY INC.	Public sector related services	180,460.00
United States of America	ACQUIRE MEDIA VENTURES INC.	Public sector related services	99,768.00
United States of America	ACROW CORPORATION OF AMERICA	Land, building and structures	755,374.14
United States of America	AGILITY INTERNATIONAL INC.	Transportation, storage, mail services	93,140.00
United States of America	ALIZES AIR SERVICES.CO	Transportation, storage, mail services	37,758.08
United States of America	AMAZON WEB SERVICES LLC	Engineering and research services	253,500.00
United States of America	APICS INC.	Education and training services	275,512.90
United States of America	ARC DOCUMENT SOLUTIONS LLC	Office equipment	33,781.62
United States of America	ARENSON OFFICE FURNISHINGS INC	Furniture	511,595.08
United States of America	ARENSON OFFICE FURNISHINGS INC	Management and admin services	54,976.00
United States of America	ASTROPHYSICS INC.	Security and safety equipment	2,167,535.15
United States of America	AT&T CORP	Engineering and research services	2,974,671.60
United States of America	AT&T CORP	Public sector related services	310,557.67
United States of America	AT&T MOBILITY LLC	Public sector related services	1,695,210.76
United States of America	AUDIMATION SERVICES INC	Education and training services	77,600.00
United States of America	AVANT BUSINESS SERVICES	Transportation, storage, mail services	430,787.50
United States of America	AVIAT NETWORKS INC	IT and communications equipment	241,873.40
United States of America	AYSLING LLC	Engineering and research services	57,344.85
United States of America	B&H FOTO & ELECTRONICS CORP.	Printing, photo and AV equipment	41,257.30
United States of America	BANCROFT GLOBAL DEVELOPMENT	Public order and security services	2,214,815.00
United States of America	BENDIXEN & ASSOCIATES INC.	Editorial, design, graphic services	75,000.00
United States of America	BLACKMESH INC.	Engineering and research services	100,000.00
United States of America	BLOOMBERG FINANCE L.P.	Financial and insurance services	3,304,126.56
United States of America	BNP PARIBAS ASSET MANAGEMENT USA	Financial and insurance services	812,498.33
United States of America	BOLLORE LOGISTICS USA INC	Transportation, storage, mail services	684,163.35
United States of America	BOOKS INTERNATIONAL INC.	Industrial manufacturing services	210,000.00
United States of America	BOOKS INTERNATIONAL INC.	Published products	208,464.86
United States of America	BOOKS INTERNATIONAL INC.	Transportation, storage, mail services	289,953.88
United States of America	BRICKENS CONSTRUCTION INC	Building and maintenance services	2,592,458.40
United States of America	BRIGHTCOVE INC.	Engineering and research services	252,590.00
United States of America	BROMIUM INC.	Engineering and research services	67,672.00
United States of America	BUREAUVANDIJKELECTRONICPUBLISHING	IT and communications equipment	192,308.00
United States of America	BUSINESS INTELLIGENCE ADVISORS INC	Education and training services	36,352.00
United States of America	CANAAN MEDIA LLC	Editorial, design, graphic services	58,022.10
United States of America	CANON SOLUTIONS AMERICAINC.	Engineering and research services	660,000.00
United States of America	CARAHSOFT TECHNOLOGY CORP.	Engineering and research services	376,846.07
United States of America	CARAHSOFT TECHNOLOGY CORP.	IT and communications equipment	243,936.09
United States of America	CDW GOVERNMENT LLC	Engineering and research services	38,942.36
United States of America	CEB INC.	Management and admin services	153,447.00
United States of America	CELLCO PARTNERSHIP D/BA VERIZON WIR	Public sector related services	420,844.57
United States of America	CHAMPLAIN OIL COMPANY INC	Transportation, storage, mail services	30,000.00
United States of America	CHARRIER GIBSON & ASSOCIATES INC.	Transportation, storage, mail services	1,295,227.07
United States of America	CHECK POINTSOFTWARETECHNOLOGIESINC.	Building and maintenance services	43,550.00
United States of America	CHECK POINTSOFTWARETECHNOLOGIESINC.	Education and training services	268,005.02
United States of America	CHECK POINTSOFTWARETECHNOLOGIESINC.	Engineering and research services	2,310,917.20
United States of America	CHECK POINTSOFTWARETECHNOLOGIESINC.	IT and communications equipment	701,601.80
United States of America	CHECK POINTSOFTWARETECHNOLOGIESINC.	Transportation, storage, mail services	34,952.00
United States of America	CISCO SYSTEMS CAPITAL CORPORATION	Engineering and research services	1,937,828.74
United States of America	CISCO SYSTEMS INC	Building and maintenance services	8,686,429.18
United States of America	CISCO SYSTEMS INC	Education and training services	381,690.00
United States of America	CISCO SYSTEMS INC	Engineering and research services	2,884,684.05
United States of America	CISCO SYSTEMS INC	IT and communications equipment	21,981,782.78
United States of America	CISCO SYSTEMS INC	Printing, photo and AV equipment	845,606.75
United States of America	CISCO SYSTEMS INC	Security and safety equipment	320,427.57
United States of America	CITIBANK N.A.	Financial and insurance services	611,000.00
United States of America	CITRIX SYSTEMS INC	Education and training services	30,000.00
United States of America	CITRIX SYSTEMS INC	Engineering and research services	188,999.37
United States of America	CITRIX SYSTEMS INC	IT and communications equipment	544,048.50
United States of America	COAST 2 COAST CAPTIONING LLC	Editorial, design, graphic services	37,500.00
United States of America	COLOR ID LLC	Office equipment	698,559.00
United States of America	COLOR ID LLC	Published products	142,910.00
United States of America	COMINDWARE INC	Engineering and research services	34,385.00
United States of America	CON EDISON	Public sector related services	6,555,186.45
United States of America	CONDUENT HR CONSULTING LLC	Financial and insurance services	521,000.00
United States of America	CONSOLIDATED CARPET WORKROOM LLC	Building and maintenance services	113,092.22
United States of America	COUNTY OF BERGEN	Education and training services	147,000.00
United States of America	COX SUBSCRIPTIONS INC.	Public sector related services	53,723.01

Location of supplier	Supplier name	Category description	Value (USD)
UNPD continued			
United States of America	CREDIT SUISSE SECURITIES USA LLC	Financial and insurance services	276,900.00
United States of America	CULINART INC.	Travel, food and lodging	659,454.01
United States of America	CURTIS MALLET-PREVOST COLT&MOSLEL	Management and admin services	1,301,201.59
United States of America	CURVATURE LLC	Engineering and research services	392,622.00
United States of America	CUTTER ASSOCIATES LLC	Engineering and research services	423,398.00
United States of America	DACC ASSOCIATES LLC	Education and training services	30,000.00
United States of America	DALBERG CONSULTING-U.S. LLC	Politics and civic affairs services	671,075.00
United States of America	DATARECOVERY.COM INC.	Engineering and research services	149,000.00
United States of America	DAVID SHULDINER INC.	Building and maintenance services	175,350.00
United States of America	DELOITTE CONSULTING LLP	Engineering and research services	249,983.00
United States of America	DHL EXPRESS (USA) INC.	Transportation, storage, mail services	7,992,021.24
United States of America	DIGITAL PISCATAWAY LLC	Management and admin services	887,618.45
United States of America	DOCUSAFE LLC	Transportation, storage, mail services	53,024.00
United States of America	DOW JONES & COMPANY INC.	Public sector related services	384,965.70
United States of America	EAST COAST POWER AND GAS LLC	Public sector related services	3,910,866.00
United States of America	EBSCO INDUSTRIES INC.	Public sector related services	131,520.52
United States of America	EEG ENTERPRISES INC.	IT and communications equipment	179,582.60
United States of America	EMC CORPORATION	Engineering and research services	2,397,923.24
United States of America	EMC CORPORATION	IT and communications equipment	898,304.95
United States of America	ENCOMPASS LLC	Education and training services	1,452,132.19
United States of America	ENTRUST INC.	Public order and security services	86,000.00
United States of America	ENVIRONMENTALSYSTEMSRESEARCHINSTITU	Engineering and research services	573,424.13
United States of America	EPES MANDALA CONSULTING LTD (USA)	Management and admin services	148,600.00
United States of America	EQUITRADE CORP.	IT and communications equipment	32,904.00
United States of America	EVANS HEINTGES ARCHITECTS PLLC DBA	Building and maintenance services	30,000.00
United States of America	EVERBRIDGE INC.	Engineering and research services	49,875.00
United States of America	EYP ARCHITECTURE & ENGINEERING P.C	Building and maintenance services	300,000.00
United States of America	EZ PASS	Transportation, storage, mail services	39,314.00
United States of America	FACILITATED LEARNING	Education and training services	198,834.00
United States of America	FAIRWAY GOLF CAR CORPORATION	Motor vehicles and parts	31,340.10
United States of America	FARRAR FILTER CO INC.	Building and maintenance services	381,842.18
United States of America	FIDUCIARY TRUST COMPANY INTERNATION	Financial and insurance services	525,000.00
United States of America	FIRECOM INC.	Building and maintenance services	41,677.51
United States of America	FITCH SOLUTIONS INC.	Financial and insurance services	59,063.00
United States of America	FIVE STAR CARTING INC	Industrial cleaning services	155,700.00
United States of America	FORREST SOLUTIONS INC.	Management and admin services	383,800.19
United States of America	FORREST SOLUTIONS INC.	Travel, food and lodging	136,800.00
United States of America	FOURTH FREEDOM FORUM INC.	Travel, food and lodging	100,000.00
United States of America	GANNETT FLEMING ENGINEERS &ARCHITEC	Engineering and research services	42,745.00
United States of America	GARDINER & THEOBALD INC	Building and maintenance services	1,024,000.00
United States of America	GARTNER INC.	Public sector related services	178,600.00
United States of America	GBT US LLC	Transportation, storage, mail services	1,600,000.00
United States of America	GBT US LLC	Travel, food and lodging	40,836,898.00
United States of America	GENERAL DYNAMICS LAND SYSTEMS INC.	Motor vehicles and parts	350,297.63
United States of America	GENSLER ARCHITECTURE DESIGN & PLAN	Building and maintenance services	259,500.00
United States of America	GET THE WORLD MOVING INCORPORATED	Healthcare services	188,687.50
United States of America	GETGO INC. (A SUBSIDIARY OF LOGMEI	IT and communications equipment	91,260.00
United States of America	GIMCO U.S.A.	Cleaning equipment	42,403.30
United States of America	GIMCO U.S.A.	Domestic appliances and electronics	130,572.50
United States of America	GIMCO U.S.A.	Electrical systems components	54,541.95
United States of America	GIMCO U.S.A.	IT and communications equipment	269,379.75
United States of America	GIMCO U.S.A.	Motor vehicles and parts	35,745.00
United States of America	GIMCO U.S.A.	Security and safety equipment	46,903.00
United States of America	GIMCO U.S.A.	Sports and recreational equipment	32,297.50
United States of America	GIMCO U.S.A.	Tools and general machinery	37,677.00
United States of America	GIMCO U.S.A.	Transportation, storage, mail services	65,510.00
United States of America	GIMMAL LLC	Engineering and research services	48,100.00
United States of America	GLEN COVE MANSION HOLDING COMPANY L	Travel, food and lodging	431,072.80
United States of America	GLOBAL CARGO LOGISTICS LIMITED	Transportation, storage, mail services	16,542,334.96
United States of America	GLOBAL FLEET SALES LLC.	Motor vehicles and parts	4,834,114.47
United States of America	GLOBAL TRADING AND DISTRIBUTIONINC	IT and communications equipment	189,339.00
United States of America	GLOBAL TRADING AND DISTRIBUTIONINC	Medical equipment	140,651.80
United States of America	GLOBAL TRADING AND DISTRIBUTIONINC	Motor vehicles and parts	103,765.00
United States of America	GLOBECOMM SYSTEMS INC.	Domestic appliances and electronics	108,625.00
United States of America	GLOBECOMM SYSTEMS INC.	IT and communications equipment	363,639.00
United States of America	GOVERNMENT PROPERTIES INCOME TRUST	Management and admin services	12,112,119.35
United States of America	GRAEBEL COMPANIES, INC.	Transportation, storage, mail services	584,057.69
United States of America	GRAMERCY GROUP INC.	Building and maintenance services	1,685,479.25
United States of America	GRAPHNET INC	Public sector related services	115,992.00
United States of America	GREENTREE FOUNDATION	Travel, food and lodging	72,109.45
United States of America	HARVARD MAINTENANCE INC.	Industrial cleaning services	232,171.87
United States of America	HATZEL & BUEHLER INC.	Engineering and research services	1,103,048.25
United States of America	HCL TECHNOLOGIES LTD.	Engineering and research services	2,116,040.25
United States of America	HEALTHY BUILDINGS INTERNATIONAL IN	Environmental services	111,653.00
United States of America	HEWLETT PACKARD ENTERPRISE COMPANY	Engineering and research services	111,220.08
United States of America	HG MAYBECK CO. INC	Office equipment	46,495.00
United States of America	HUMANSCALE CORPORATION	Furniture	65,083.20
United States of America	IGT INTERNATIONAL INC.	Industrial cleaning services	45,000.00
United States of America	IHS GLOBAL INC	Public sector related services	291,068.93
United States of America	IMAGINE COMMUNICATIONS CORP.	Building and maintenance services	215,567.00
United States of America	INDIAN OCEAN PROPERTIES LLC	Management and admin services	52,080.00
United States of America	INFORMATION FIRST INC.	IT and communications equipment	30,574.00
United States of America	INTEGRATED TECHNICAL SYSTEMS INC.	Building and maintenance services	56,430.00
United States of America	INTERNATIONAL BUSINESS MACHINES COR	Engineering and research services	2,065,871.87

Location of supplier	Supplier name	Category description	Value (USD)
UNPD continued			
United States of America	INTERNATIONAL SOS GOVERNMENT SERVIC	Education and training services	30,049.00
United States of America	INTERNATIONAL TRAINING INC.	Education and training services	38,180.00
United States of America	INTERNATIONAL TRANSPORT SOLUTIONS	Transportation, storage, mail services	160,000.00
United States of America	IRON MOUNTAIN INC	IT and communications equipment	150,000.00
United States of America	JACO MECHANICAL INC.	Building and maintenance services	41,004.00
United States of America	JOHNSON CONTROLS INC	Building and maintenance services	597,192.29
United States of America	KELCO CONSTRUCTION INC.	Building and maintenance services	113,000.00
United States of America	KONE INC	Building and maintenance services	712,796.00
United States of America	KPMG LLP	Financial and insurance services	1,600,000.00
United States of America	KPMG LLP	Management and admin services	820,991.65
United States of America	KRATOS COMMUNICATIONS INC.	Building and maintenance services	83,743.75
United States of America	LANCO TRADING & INVESTMENT INC	Power generation machinery	57,738.00
United States of America	LANKLER SIFFERT & WOHL LLP	Management and admin services	145,493.20
United States of America	LAWMEN SUPPLY COMPANY OF NJ INC.	Security and safety equipment	40,771.20
United States of America	LENOVO (UNITED STATES) INC	Furniture	77,044.00
United States of America	LENOVO (UNITED STATES) INC	IT and communications equipment	10,170,870.50
United States of America	LINKEDIN CORPORATION	Education and training services	492,000.00
United States of America	LOUZOUN ENTERPRISES INC	Motor vehicles and parts	109,800.00
United States of America	LR ARCHITECTS P.C	Engineering and research services	941,409.00
United States of America	LUMAL CLEANERS INC.	Personal and domestic services	30,000.00
United States of America	LYNDEN AIR CARGO LLC	Transportation, storage, mail services	7,917,931.78
United States of America	MADICO INC.	Security and safety equipment	155,058.00
United States of America	MAG DS CORP.	Transportation, storage, mail services	2,347,490.00
United States of America	MANAGEMENT SYSTEMS INTERNATIONALIN	Education and training services	264,089.12
United States of America	MASON TECHNOLOGIES INC.	Engineering and research services	566,387.47
United States of America	MCKINSEY & COMPANY INC. UNITED STA	Management and admin services	950,000.00
United States of America	MEDIA VISION USA	Printing, photo and AV equipment	57,853.00
United States of America	MERCER INVESTMENT CONSULTING LLC	Financial and insurance services	160,000.00
United States of America	MICROSOFT CORPORATION	Engineering and research services	3,137,507.91
United States of America	MICROSOFT CORPORATION	IT and communications equipment	11,890,421.65
United States of America	MOODY'S ANALYTICS INC.	Financial and insurance services	238,900.00
United States of America	MSCI INC.	Financial and insurance services	141,040.00
United States of America	NATIONAL CHILDREN'S ADVOCACY CENTER	Education and training services	103,000.00
United States of America	NATURE AMERICA INC	Public sector related services	46,184.00
United States of America	NEW AMERICA FOUNDATION	Management and admin services	148,662.00
United States of America	NEW YORK CITY WATER BOARD	Public sector related services	532,018.88
United States of America	NEWMARK GRUBB KNIGHT FRANK	Management and admin services	114,000.00
United States of America	NISSAN LIFT OF NEW YORK INC.	Material handling machinery	56,468.00
United States of America	NORTH AMERICAN STEEL ASSEMBLIES IN	Industrial manufacturing machinery	244,600.00
United States of America	NORTON ROSE FULBRIGHT US LLP	Management and admin services	800,000.00
United States of America	NOVUS SUMMIT INC.	Editorial, design, graphic services	42,500.00
United States of America	OAG AVIATION WORLDWIDE LLC	Public sector related services	34,000.00
United States of America	OCEUS NETWORKS INC.	Building and maintenance services	242,184.58
United States of America	OPEX CORPORATION	Engineering and research services	40,647.00
United States of America	ORACLE AMERICA INC.	Engineering and research services	2,140,547.76
United States of America	ORACLE AMERICA INC.	IT and communications equipment	207,171.25
United States of America	PAPER MART INC	Paper materials and products	81,544.32
United States of America	PENGUIN MAINTENANCE AND SERVICEINC	Building and maintenance services	721,453.26
United States of America	PERKINS+WILL INC.	Building and maintenance services	240,121.38
United States of America	PHASE2 TECHNOLOGY LLC	Engineering and research services	413,064.25
United States of America	PITNEY BOWES INC.	IT and communications equipment	44,886.60
United States of America	PITNEY BOWES INC.	Management and admin services	97,992.00
United States of America	PITNEY BOWES INC.	Transportation, storage, mail services	300,000.00
United States of America	PLANSON INTERNATIONAL CORPORATION	Domestic appliances and electronics	51,192.00
United States of America	PLANSON INTERNATIONAL CORPORATION	Electrical systems components	1,501,819.00
United States of America	PLANSON INTERNATIONAL CORPORATION	IT and communications equipment	77,414.00
United States of America	PLAZA TOWERS LLC	Management and admin services	8,094,197.13
United States of America	PRESERVATION TECHNOLOGIES L.P.	Management and admin services	666,000.00
United States of America	PRICEWATERHOUSECOOPERS PUBLIC SECTO	Financial and insurance services	2,615,211.61
United States of America	PRICEWATERHOUSECOOPERS PUBLIC SECTO	Management and admin services	998,366.50
United States of America	PROQUEST LLC	Public sector related services	374,534.26
United States of America	QSC AUDIO PRODUCTS LLC	Building and maintenance services	32,181.28
United States of America	QUALITY POSITIONING SERVICES INC	Engineering and research services	37,158.00
United States of America	RADIANT RESOURCES INC.	Engineering and research services	122,021.00
United States of America	REEDINTERNATIONALINC.(DOINGBUSINES	Public order and security services	5,009,691.85
United States of America	RELX INC.	Public sector related services	68,112.00
United States of America	RISKMETRICS SOLUTIONS LLC	Financial and insurance services	2,043,073.68
United States of America	RODEN INDUSTRIES INC	Office equipment	32,550.00
United States of America	RODEN INDUSTRIES INC	Security and safety equipment	73,993.00
United States of America	RUNZHEIMER INTERNATIONAL LTD.	Management and admin services	32,400.00
United States of America	RX TOOLING CORPORATION	Manufacturing components	37,022.00
United States of America	RX TOOLING CORPORATION	Material handling machinery	82,963.54
United States of America	RX TOOLING CORPORATION	Power generation machinery	155,103.50
United States of America	RX TOOLING CORPORATION	Security and safety equipment	228,347.25
United States of America	RX TOOLING CORPORATION	Transportation, storage, mail services	53,327.13
United States of America	RYSTAD ENERGY INC	Management and admin services	48,000.00
United States of America	S&P GLOBAL INC.	Public sector related services	117,795.00
United States of America	S&P GLOBAL MARKET INTELLIGENCE LLC	Financial and insurance services	216,941.00
United States of America	SAMIRO SERVICES INC.	Industrial cleaning services	266,520.68
United States of America	SAP PUBLIC SERVICES INC.	Education and training services	527,815.00
United States of America	SAP PUBLIC SERVICES INC.	Engineering and research services	9,691,157.25
United States of America	SCONDA CANVAS PRODUCTS	Public order and security services	69,845.25
United States of America	SECURITAS ELECTRONIC SECURITY INC.	Public order and security services	1,916,169.99
United States of America	SECURITY DETECTION INC.	Public order and security services	98,370.00

Location of supplier	Supplier name	Category description	Value (USD)
UNPD continued			
United States of America	SIEMENS INDUSTRY INC.	Building and maintenance services	194,147.50
United States of America	SIRSI CORPORATION	IT and communications equipment	33,086.40
United States of America	SKAE POWER SOLUTIONS LLC	Engineering and research services	809,515.00
United States of America	SKILLSOFT CORPORATION	Education and training services	34,112.50
United States of America	SLG 220 NEWS OWNER LLC	Management and admin services	1,002,100.00
United States of America	SOCIAL SCIENCE RESEARCH COUNCIL	Travel, food and lodging	79,259.00
United States of America	SONY ELECTRONICS INC	Building and maintenance services	571,100.19
United States of America	SPRINGERNATURE	Public sector related services	103,975.00
United States of America	STANDARD & POOR'S FINANCIAL SERVICE	Financial and insurance services	80,000.00
United States of America	STEPSTONE GROUP LP	Financial and insurance services	800,000.00
United States of America	STONE SECURITY ENGINEERINGPC	Engineering and research services	191,879.28
United States of America	STRATEGY MANAGEMENT INSTITUTE	Management and admin services	136,436.00
United States of America	STRATFOR ENTERPRISES LLC	Public sector related services	55,905.00
United States of America	SUPREME SYSTEMS INC.	Engineering and research services	111,600.00
United States of America	SUPREME SYSTEMS INC.	Management and admin services	153,171.63
United States of America	SYMANTEC CORPORATION	Engineering and research services	555,517.06
United States of America	SYSKA HENNESSY GROUP INC.	Building and maintenance services	838,872.17
United States of America	T-MOBILE USA INC.	Public sector related services	441,106.70
United States of America	TEAM PEOPLE LLC	Travel, food and lodging	5,629,215.26
United States of America	TELETRAX USA INC.	Public sector related services	46,400.00
United States of America	TGI OFFICE AUTOMATION	Management and admin services	1,677,918.68
United States of America	THE BEARA GROUP LLC	Education and training services	40,000.00
United States of America	THE ECONOMIST INTELLIGENCEUNITNAI	Public sector related services	496,257.00
United States of America	THE KONTERRA GROUP LLC	Management and admin services	436,893.00
United States of America	THE NEWBERRY GROUP INC.	Engineering and research services	487,475.88
United States of America	THE NORTHERN TRUST COMPANY (UNITE	Financial and insurance services	2,502,000.20
United States of America	THOMSON REUTERS (MARKETS) LLC	Public sector related services	85,236.00
United States of America	TIME MOVING & STORAGE INC.	Transportation, storage, mail services	893,263.69
United States of America	TLD AMERICA CORPORATION	Motor vehicles and parts	882,043.32
United States of America	TM INDUSTRIAL SUPPLY INC.	Distribution equipment	49,953.00
United States of America	TOWNSEND HOLDINGS LLC PREVIOUSLY T	Financial and insurance services	450,000.00
United States of America	TRANSFAIR NORTH AMERICA INTERNATION	Transportation, storage, mail services	242,359.27
United States of America	TRIGYN TECHNOLOGIES INC.	Building and maintenance services	22,686,862.00
United States of America	TRIGYN TECHNOLOGIES INC.	Engineering and research services	55,239,454.18
United States of America	TRIGYN TECHNOLOGIES INC.	Travel, food and lodging	226,000.00
United States of America	TRINITY CONSULTANTS INC.	Engineering and research services	48,679.50
United States of America	ULM II HOLDING CORP	Management and admin services	9,923,477.79
United States of America	UNDP-HQ	Education and training services	37,800.00
United States of America	UNDP-SOLOMON ISLANDS	Management and admin services	75,000.00
United States of America	UNFCU FINANCIAL SERVICES LLCAUNIT	Management and admin services	4,050,962.09
United States of America	UNICEF-HEADQUARTERS	Engineering and research services	40,000.00
United States of America	UNITED FIRE PROTECTION CORPORATION	Building and maintenance services	39,000.00
United States of America	UNITED FOOD COMMERCIAL WORKERS UNION	Management and admin services	358,001.00
United States of America	UNITED NATIONS DEVELOPMENT CORPORATION	Management and admin services	31,930,311.20
United States of America	UNITED NATIONS STAFF COLLEGE - NY	Education and training services	186,000.00
United States of America	UNITED STATES POSTAL SERVICE	Transportation, storage, mail services	247,918.00
United States of America	UNITRANS INTERNATIONAL INC.	Transportation, storage, mail services	30,000.00
United States of America	USER1ST INC	Published products	150,000.40
United States of America	VERINT SYSTEMS INC.	Engineering and research services	67,095.95
United States of America	VERITAS TECHNOLOGIES LLC	Engineering and research services	695,106.35
United States of America	VERIZON BUSINESS NETWORK SERVICES I	Engineering and research services	127,600.00
United States of America	VERIZON BUSINESS NETWORK SERVICES I	Public sector related services	323,906.40
United States of America	VIDEO HI-TECH CORP.	Electrical systems components	31,492.40
United States of America	VIDEO HI-TECH CORP.	Printing, photo and AV equipment	134,628.90
United States of America	VITEC INC	Building and maintenance services	104,444.20
United States of America	VITECH SYSTEMS GROUP INC.	Engineering and research services	6,356,799.70
United States of America	VMWARE INC.	Engineering and research services	1,744,780.52
United States of America	WEST PUBLISHING CORPORATION	Published products	32,546.00
United States of America	WILLIAM S. HEIN & CO. INC.	Public sector related services	103,089.80
United States of America	WILLKIE FARR & GALLAGHER LLP	Management and admin services	100,000.00
United States of America	WOLTERS KLUWER FINANCIAL SERVICES	Engineering and research services	83,349.00
United States of America	WORLD BANK PUBLICATIONS	Public sector related services	52,268.00
Uzbekistan	SCIENTIFIC-INFORMATION CENTRE ICWC	Management and admin services	31,188.00
Yemen	ADEL MOHAMED HUSSEIN ABDALLAH ALBORI	Management and admin services	42,000.00
UNRWA			
Arab Countries	ABU GHALI GENERAL TRADING CO.	Food and beverage products	4,784,947.05
Arab Countries	ABU OLBA FOR TOURS & TRAVEL CO.	Transportation, storage, mail services	31,825.40
Arab Countries	ABU THAHER & ASSOCIATES GENERAL CO.	Building and maintenance services	61,040.00
Arab Countries	AFANA SONS CO. INDUSTRY COMMERCE LTD.	Food and beverage products	290,826.99
Arab Countries	AGRICULTURAL DEVELOPMENT ASSOCIATION	Building and maintenance services	142,678.28
Arab Countries	AL-AQRA FOR CONTRACTING CO	Building and maintenance services	121,500.00
Arab Countries	AL-ESWED COMPANY FOR BUILDING & DEV.	Building and maintenance services	1,143,805.00
Arab Countries	AL-HUDA FUELS CO.	Fuels and lubricants etc.	137,591.83
Arab Countries	AL-JALA' PHARMACEUTICAL CO.	Medical equipment	131,592.00
Arab Countries	AL-JALA' PHARMACEUTICAL CO.	Pharmaceuticals, contraceptives, vaccines	82,060.00
Arab Countries	AL-JAZEERA FOR MEDICAL SUPPLIES & COSM.	Pharmaceuticals, contraceptives, vaccines	183,436.00
Arab Countries	AL-LOA'LA OFFICE FOR CONTRACTING	Building and maintenance services	2,300,000.00
Arab Countries	AL-MAHLA ALWATANIYA CO.	Material handling machinery	95,537.18
Arab Countries	AL-MAKASSED CHARITABLE HOSPITAL	Healthcare services	160,000.00
Arab Countries	AL-MASHREQ TRADING CO. LTD.	Office equipment	42,280.00
Arab Countries	AL-MAYAMEEN COMPANY FOR GENERAL TRADIN(	Building and maintenance services	54,608.25
Arab Countries	AL-OSTAZ CO.TRADING & INDUSTRY	Apparel, luggage and personal care	34,020.00
Arab Countries	AL-QUDS FOR ENGINEERING, CONSTRUCTION & C	Building and maintenance services	175,358.00
Arab Countries	AL-QUDS STATIONERY TRADING CO.	Paper materials and products	46,878.50

Location of supplier	Supplier name	Category description	Value (USD)
UNRWA continued			
Arab Countries	AL-RAZI HOSPITAL	Healthcare services	354,883.00
Arab Countries	AL-SARHAD COMPANY FOR GENERAL TRADING &(	Building and maintenance services	1,322,808.00
Arab Countries	AL ARQAM TRADING FOR PRINTING CO.	Editorial, design, graphic services	210,100.35
Arab Countries	AL FURSAN AL THALATH FOR CONTRACTING	Industrial cleaning services	39,793.25
Arab Countries	AL ISTIQAMA TRADING & GENERAL CONTRACTINC	Building and maintenance services	106,461.57
Arab Countries	AL LHSAN TRADE, INDUSTRY & CONTRACTING	Building and maintenance services	58,573.31
Arab Countries	AL NOOR PHOTO LAB CO.	Printing, photo and AV equipment	91,190.00
Arab Countries	AL QASABAH CO. FOR GENERAL CONTRACTING	Building and maintenance services	262,000.00
Arab Countries	AL RASIAT CO. FOR GENERAL CONTRACTING	Building and maintenance services	327,181.50
Arab Countries	AL SAFA MODERN CO FOR BUILDING & CONTRAC	Building and maintenance services	60,000.00
Arab Countries	AL SHAHD WATER STATION	Public sector related services	37,581.00
Arab Countries	AL SHAWWA CO. FOR GENERAL CONTRACTING	Building and maintenance services	1,032,797.50
Arab Countries	AL TAHER UNITED CO FOR CONTRACTING	Building and maintenance services	1,740,000.00
Arab Countries	AL WATHBA AL THAHABEYA CO. FOR CONSTRUCT	Building and maintenance services	1,323,255.50
Arab Countries	ALMA CO. FOR MEDICAL SUPPLIES, DEVICES & LAE	Medical equipment	50,213.00
Arab Countries	AMJAD FUAD MOHD FROUKH	Management and admin services	120,000.00
Arab Countries	ARAB INDUSTRIAL CO. LTD. (STAR)	Apparel, luggage and personal care	1,340.00
Arab Countries	ARAB INDUSTRIAL CO. LTD. (STAR)	Chemicals	2,826.00
Arab Countries	ARAB INDUSTRIAL CO. LTD. (STAR)	Cleaning equipment	8,955.00
Arab Countries	ARAB INDUSTRIAL CO. LTD. (STAR)	Industrial manufacturing machinery	42.00
Arab Countries	ARAB INDUSTRIAL CO. LTD. (STAR)	Paper materials and products	19,400.00
Arab Countries	ARAB INDUSTRIAL CO. LTD. (STAR)	Pharmaceuticals, contraceptives, vaccines	777.00
Arab Countries	ARAB INDUSTRIAL CO. LTD. (STAR)	Tools and general machinery	1,160.00
Arab Countries	ARAB MEDICAL INSTRUMENTS & EQUIP. (AMIE)	Furniture	10,992.00
Arab Countries	ARAB MEDICAL INSTRUMENTS & EQUIP. (AMIE)	Laboratory and testing equipment	28,032.00
Arab Countries	ARAB MEDICAL INSTRUMENTS & EQUIP. (AMIE)	Material handling machinery	28,410.00
Arab Countries	ARAB MEDICAL INSTRUMENTS & EQUIP. (AMIE)	Medical equipment	304,545.00
Arab Countries	ARAB MEDICAL INSTRUMENTS & EQUIP. (AMIE)	Power generation machinery	1,980.00
Arab Countries	ARD AL MWASEM CO.	Food and beverage products	2,078,587.00
Arab Countries	ARTIFICIAL LIMBS POLIO & PHYSIOTHER	Healthcare services	37,427.70
Arab Countries	ASDA'A AL-TAFAWOK COMPANY FOR GENRAL TRA	Building and maintenance services	154,575.97
Arab Countries	AWSATYA QASHOO FOR MEDICINE & MEDICAL SU	Pharmaceuticals, contraceptives, vaccines	57,905.00
Arab Countries	BADER JUBEH & SONS GEN. TRADING CO.	Domestic appliances and electronics	32,066.59
Arab Countries	BAIDER COMPANY FOR CONTRACTING & INVESTM	Building and maintenance services	2,960,000.00
Arab Countries	BARQOUNI & ZIBAQ CO.	Healthcare services	226,760.00
Arab Countries	BASEM AL MOQAYAD & HIS PARTNER CO.	Apparel, luggage and personal care	30,188.72
Arab Countries	BCI COMMUNICATION & ADVANCED TECHNOLOG	Engineering and research services	75,600.00
Arab Countries	BETHLEHEM ARAB SOCIETY FOR REHABILITATION	Healthcare services	169,688.00
Arab Countries	BIRZET PHARMACEUTICALS CO.	Pharmaceuticals, contraceptives, vaccines	182,983.60
Arab Countries	BROTHERS CONTRACTING COMPANY	Building and maintenance services	2,047,330.88
Arab Countries	CANAT AL-SUEZ CO. FOR CONTRACTING & G. TRAI	Building and maintenance services	775,100.00
Arab Countries	CHILDRENS RELIEF BETHLEHEM -CARITAS BABY H(	Healthcare services	262,800.00
Arab Countries	COASTAL MUNICIPALITIES WATER UTILITY-GAZA	Public sector related services	45,892.00
Arab Countries	COUSIN CO. FOR GENERAL TRADING & CONTRACT	Building and maintenance services	30,549.22
Arab Countries	CUSTOMS CLEARERS & TRANSPORTERS AMIT LTD	Transportation, storage, mail services	63,743.06
Arab Countries	DAJANI CO.	Furniture	31,680.00
Arab Countries	DAR-ALMANARA BOOKSHOP & PRESS	Editorial, design, graphic services	33,264.00
Arab Countries	DELOITTE & TOUCHE (M.E.)	Financial and insurance services	50,000.00
Arab Countries	DIAB IBRAHEEM EL BALAWI	Food and beverage products	55,179.12
Arab Countries	DIAB IBRAHEEM EL BALAWI	Motor vehicles and parts	86,600.00
Arab Countries	EAST GAZA ASSOCIATION FOR FAMILY DEVELOPM	Travel, food and lodging	33,890.00
Arab Countries	EIBAL DENT (TOOL & LAB)	Domestic appliances and electronics	700.00
Arab Countries	EIBAL DENT (TOOL & LAB)	Medical equipment	25,270.60
Arab Countries	EIBAL DENT (TOOL & LAB)	Pharmaceuticals, contraceptives, vaccines	10,010.00
Arab Countries	EIBAL DENT. CO. ZEYAD ABU SHAKDAM	Medical equipment	95,520.00
Arab Countries	EL-EMAN MILLS CO.	Food and beverage products	4,309,753.25
Arab Countries	EL-ESSI CO. FOR GEN. TRAD. & CONS.	Furniture	224,815.00
Arab Countries	EL-SALAM MILLS CO.	Food and beverage products	10,472,902.25
Arab Countries	EL QAOUD CO. FOR GENERAL TRADING & CONTRA	Industrial cleaning services	30,672.00
Arab Countries	EL RABEE CO. FOR GENERAL CONTRACTING	Industrial cleaning services	46,500.00
Arab Countries	EL RABITA CO. FOR ENGINEERING, TRADING & GEI	Building and maintenance services	1,880,781.30
Arab Countries	EL TA'SIES CO. FOR TRADING & GENERAL CONTRA	Building and maintenance services	871,486.82
Arab Countries	ELAF CO. FOR GENERAL TRADING & CONTRACTIN(	Building and maintenance services	438,276.29
Arab Countries	EMAD AMEEN MOHAMMED ASHOR	Management and admin services	40,000.00
Arab Countries	FARAH NICOLA ABU MOHOR	Domestic appliances and electronics	43,232.80
Arab Countries	FUSION FOR INTERNET & COMMUNICATION SYST	Engineering and research services	48,600.00
Arab Countries	GAZA CENTRAL DRUG STORE	Pharmaceuticals, contraceptives, vaccines	33,330.00
Arab Countries	GESCO	Management and admin services	1,729,620.81
Arab Countries	GESCO	Transportation, storage, mail services	2,316,478.82
Arab Countries	GGATEWAY FOR OUTSOURCING INFORMATION TE	Engineering and research services	49,976.00
Arab Countries	GHATASHEH CO. FOR GENERAL CONTRACTING	Building and maintenance services	41,000.00
Arab Countries	GOLDEN STEPS CO. FOR GENERAL TRADING & CO	Building and maintenance services	30,444.31
Arab Countries	GOLDEN TOWERS CO. FOR CONSTRUCTION.	Building and maintenance services	55,277.00
Arab Countries	HAFEL CO. FOR TRANSPORT. & TRAVEL	Transportation, storage, mail services	156,750.19
Arab Countries	HAMAD CO. FOR CONSTRUCTION & DEVELOPMEN	Building and maintenance services	730,470.66
Arab Countries	HAMDI ZAGOUT & PARTNERS CO.	Chemicals	172.87
Arab Countries	HAMDI ZAGOUT & PARTNERS CO.	Food and beverage products	79,420.83
Arab Countries	HAMDI ZAGOUT & PARTNERS CO.	Live plant and animal material	1,761.47
Arab Countries	HARD ROCK CO. GEN. TRAD. CONST.	Office equipment	55,370.00
Arab Countries	HIRBAWI INVESTMENT & INT.TRADE CO.	Office equipment	65,779.82
Arab Countries	HOLY FAMILY HOSPITAL-BETHLEHEM	Healthcare services	368,814.00
Arab Countries	HOSPI MED (BASEM KABAJAH)	Building and maintenance services	35,600.00
Arab Countries	IBRAHIM ABDALLAH AWEIDAH	Building and maintenance services	74,844.00
Arab Countries	ILIA AL TYBA CO.	Transportation, storage, mail services	46,107.14

Location of supplier	Supplier name	Category description	Value (USD)
UNRWA continued			
Arab Countries	IMAD EL ASHQAR CO. FOR GENERAL TRADING & C	Building and maintenance services	80,443.35
Arab Countries	INFRASOFT TECHNOLOGIES FZ-LLC	Engineering and research services	40,000.00
Arab Countries	INTERMED CO.	Medical equipment	126,000.00
Arab Countries	JAMAL ISMAIL EID EL ESSI	Management and admin services	50,000.00
Arab Countries	JOINT SERVICES COUNCIL-SOLID WASTE-BETH	Industrial cleaning services	78,185.33
Arab Countries	JOINT SERVICES COUNCIL-SOLID WASTE-JENIN	Public order and security services	60,000.00
Arab Countries	KHALIL AHMAD MOHÃD HASANI	Building and maintenance services	204,582.50
Arab Countries	KIAN COMPANY FOR TRADE, INDUSTRY & GENERA	Building and maintenance services	580,338.90
Arab Countries	LEMIX	Laboratory and testing equipment	68,567.60
Arab Countries	MA'AYEH MANUFACTURING CO.	Furniture	904,067.13
Arab Countries	MA'AYEH MANUFACTURING CO.	Material handling machinery	1,216.00
Arab Countries	MA'AYEH MANUFACTURING CO.	Medical equipment	81.00
Arab Countries	MA'AYEH MANUFACTURING CO.	Office equipment	168.00
Arab Countries	MAJDI JADALLAH OFFICE FOR GENERAL CONTRAC	Building and maintenance services	111,330.00
Arab Countries	MAJESTIC COMPANY LTD. FOR INDUSTRIAL & GEN	Furniture	45,441.26
Arab Countries	MAJESTIC COMPANY LTD. FOR INDUSTRIAL & GEN	Structures, construction components	107,216.61
Arab Countries	MEA MOHAMMAD NIZAR ANBARI (QASIOUN DRU	Medical equipment	3,263.73
Arab Countries	MEA MOHAMMAD NIZAR ANBARI (QASIOUN DRU	Pharmaceuticals, contraceptives, vaccines	77,521.48
Arab Countries	MEDICAL SUPPLIES & SERVICES CO. LTD.	Laboratory and testing equipment	9,000.00
Arab Countries	MEDICAL SUPPLIES & SERVICES CO. LTD.	Medical equipment	52,293.00
Arab Countries	MIDAN CO. FOR GENERAL TRADING & CONTRACT	Building and maintenance services	837,307.83
Arab Countries	MINARET FOR TRANSPORTATION & INVESTMENT	Industrial cleaning services	83,202.38
Arab Countries	MINISTRY OF EDUCATION (RAMALLAH)	Published products	281,380.90
Arab Countries	MODERN JERUSALEM CO.	Material handling machinery	32,800.00
Arab Countries	MOHAMMED ABU OLBA & SONS CO.	Transportation, storage, mail services	31,415.34
Arab Countries	MOHAMMED JUMA YOUSEF ABDULLAH AL-SA	Management and admin services	40,000.00
Arab Countries	MOHAMMED NABIL ALMAZINY CO.	Apparel, luggage and personal care	42,500.00
Arab Countries	MOHD A/RAHMAN GHURAB.	Paper materials and products	92,262.64
Arab Countries	MONEER NASER AND PARTNERS CO.	Medical equipment	402,800.00
Arab Countries	MUIAN HAMDOUNA CO. FOR GENERAL TRADING	Food and beverage products	138,550.00
Arab Countries	MUSTAFA AWAD A/AL-AZIZ	Material handling machinery	103,459.49
Arab Countries	NAIM BROTHERS CO. & BOOKSHOP	Laboratory and testing equipment	326.23
Arab Countries	NAIM BROTHERS CO. & BOOKSHOP	Manufacturing components	594.05
Arab Countries	NAIM BROTHERS CO. & BOOKSHOP	Musical instruments and arts and crafts	29,713.18
Arab Countries	NAIM BROTHERS CO. & BOOKSHOP	Office equipment	21,083.55
Arab Countries	NAIM BROTHERS CO. & BOOKSHOP	Paper materials and products	28,251.87
Arab Countries	NAIM BROTHERS CO. & BOOKSHOP	Published products	4,160.17
Arab Countries	NATIONAL INSURANCE CO. LTD.	Financial and insurance services	463,649.50
Arab Countries	NILE RIVER DESALINATION PLANT	Public sector related services	31,600.80
Arab Countries	NSH (NABLUS SURGICAL HOSPITAL)	Healthcare services	612,010.00
Arab Countries	NTG TRADING CO.	Apparel, luggage and personal care	13,090.91
Arab Countries	NTG TRADING CO.	Domestic appliances and electronics	7,462.59
Arab Countries	NTG TRADING CO.	Mineral and textile materials	990.61
Arab Countries	NTG TRADING CO.	Security and safety equipment	29,822.55
Arab Countries	OVERSEAS COMMERCE LTD	Management and admin services	142,793.71
Arab Countries	OVERSEAS COMMERCE LTD	Transportation, storage, mail services	1,566,436.21
Arab Countries	PALCON COMPANY FOR CONTRACTING & GENER	Building and maintenance services	316,741.78
Arab Countries	PALESTINE RED CRESCENT SOCIETY HOSPITAL AL-	Healthcare services	460,000.00
Arab Countries	PALESTINE TELECOMMUNICATIONS CO.	Engineering and research services	54,000.00
Arab Countries	PAPER INDUSTRIES CO. LTD.	Paper materials and products	1,245,381.50
Arab Countries	PATIENT'S FRIEND SOCIETY	Healthcare services	963,971.00
Arab Countries	PATIENT'S FRIENDS SOCIETY - KHALIL ABU RAYA R	Healthcare services	963,971.00
Arab Countries	PHARMACARE PLC	Medical equipment	6,670.00
Arab Countries	PHARMACARE PLC	Pharmaceuticals, contraceptives, vaccines	274,470.00
Arab Countries	PICK & CALL GENERAL TRADING CO.	Building and maintenance services	119,803.55
Arab Countries	PIEDCO	Management and admin services	230,438.04
Arab Countries	PROMEDZ PAL CO.	Medical equipment	97,950.00
Arab Countries	PSM FOR PROTECTION, SAFETY & SECURITY & MEI	Furniture	52,856.50
Arab Countries	PSM FOR PROTECTION, SAFETY & SECURITY & MEI	Material handling machinery	39,000.00
Arab Countries	PUBLIC AID SOCIETY.	Healthcare services	175,785.30
Arab Countries	QARAMAN OFFICE AUTOMATION CO. LTD.	Office equipment	73,970.00
Arab Countries	QUICK FIX FOR TRANSPORT & GENERAL T. CO.	Transportation, storage, mail services	1,289,755.72
Arab Countries	RAGHAD ELKHADRA COMPANY FOR GENERAL TRA	Building and maintenance services	91,618.87
Arab Countries	RAMALLAH MUNICIPALITY	Management and admin services	33,000.00
Arab Countries	RAMI ZEIDAN HASOUNA	Management and admin services	40,000.00
Arab Countries	SADI SHUHAIBAR & SONS CO.	Industrial cleaning services	444,848.48
Arab Countries	SALAMA EL-EMMAR FOR INDUSTRY, GENERAL TRA	Building and maintenance services	1,101,165.00
Arab Countries	SALEH MUHAMAD SAED NEMER DAOUD	Management and admin services	70,000.00
Arab Countries	SAMA EL MADINAH CO. FOR GENERAL TRADING &	Building and maintenance services	366,435.21
Arab Countries	SATARCO CO. FOR INDUSTRIES & GENERAL TRADI	Chemicals	98.39
Arab Countries	SATARCO CO. FOR INDUSTRIES & GENERAL TRADI	Food and beverage products	339,990.59
Arab Countries	SATARCO CO. FOR INDUSTRIES & GENERAL TRADI	Live plant and animal material	888.47
Arab Countries	SERA CO. FOR GENERAL TRADING & CONTRACTIN	Building and maintenance services	36,568.00
Arab Countries	SHARQ INTERNATIONAL TECHNOLOGY (SITTCO)	Medical equipment	331,541.00
Arab Countries	SHARQ INTERNATIONAL TECHNOLOGY (SITTCO)	Office equipment	11,664.00
Arab Countries	SHARQ INTERNATIONAL TECHNOLOGY (SITTCO)	Services industry equipment	3,212.00
Arab Countries	SPARK ELECTRICAL CO	Building and maintenance services	66,500.00
Arab Countries	SPORT KING	Apparel, luggage and personal care	12,350.00
Arab Countries	SPORT KING	Sports and recreational equipment	19,900.00
Arab Countries	ST. JOHN EYE HOSPITAL JERUSALEM	Healthcare services	320,346.00
Arab Countries	TABARIA CO. FOR GENERAL TRADING & IND.	Building and maintenance services	100,386.83
Arab Countries	TAREQ KARDASH & BROTHERS CO.	Transportation, storage, mail services	44,285.71
Arab Countries	TAWFIQ TAHER ABU KISHEK	Building and maintenance services	122,950.00
Arab Countries	TECHNICAL WORKSHOP FOR OFFICE & G.T	Medical equipment	37,875.00

Location of supplier	Supplier name	Category description	Value (USD)
UNRWA continued			
Arab Countries	THE ADVANCED CO. FOR TRADE & MARKETING	Medical equipment	25,350.00
Arab Countries	THE ADVANCED CO. FOR TRADE & MARKETING	Pharmaceuticals, contraceptives, vaccines	299,246.00
Arab Countries	THE LUTHERAN WORLD FEDERATION - AUGUSTA \	Healthcare services	48,363.00
Arab Countries	THE PALESTINIAN BRITISH CO. LTD.	Medical equipment	30,740.00
Arab Countries	THE SOCIETY OF WOMEN GRADUATES	Travel, food and lodging	742,069.50
Arab Countries	UNION AGRICULTURAL WORK COMMITTEES	Building and maintenance services	116,776.75
Arab Countries	UNION OF HEALTH WORK COMMITTEES (UHWC)	Healthcare services	401,612.70
Arab Countries	UNITED NATIONS WORLD FOOD PROGRAMME (W	Politics and civic affairs services	102,426.00
Arab Countries	WADI HUNAIN CO. FOR TRADING & GENERAL CON	Building and maintenance services	203,952.67
Arab Countries	X OVERSEAS CO. FOR GENERAL TRADING	Printing, photo and AV equipment	51,130.00
Arab Countries	ZAHRA EL-WADI CO. FOR GENERAL TRADING & CC	Building and maintenance services	1,559,521.16
Arab Countries	ZAKAT HOSPITAL	Healthcare services	206,479.00
Arab Countries	ZALMOUT DISTRIBUTION CO. LTD.	Food and beverage products	43,673.16
Arab Countries	ZANT TEXTILE CO.	Furniture	113,538.00
Arab Countries	ZIMMO ELECTRONICS CO.	Printing, photo and AV equipment	43,085.00
Australia	AUSTRALIA MILLING GROUP PTY	Food and beverage products	945,750.00
Austria	AMEX EXPORT-IMPORT GMBH	Chemicals	14,786.02
Austria	AMEX EXPORT-IMPORT GMBH	Laboratory and testing equipment	206,249.41
Austria	AMEX EXPORT-IMPORT GMBH	Medical equipment	406,723.02
Austria	AMEX EXPORT-IMPORT GMBH	Pharmaceuticals, contraceptives, vaccines	12,050.45
Austria	AMEX EXPORT-IMPORT GMBH	Security and safety equipment	22.86
Bahrain	NOORSAT W.L.L	Public sector related services	126,433.00
Bangladesh	ESKAYEF BANGLADESH LIMITED	Pharmaceuticals, contraceptives, vaccines	136,045.84
Belgium	RHENUS LOGISTICS NV	Food and beverage products	303,291.30
Bulgaria	RBL FOOD BULGARIA LTD.	Food and beverage products	1,458,030.00
Canada	AGT FOODS	Food and beverage products	5,179,531.70
Cyprus	MEDOCHEMIE	Pharmaceuticals, contraceptives, vaccines	82,249.50
Cyprus	REMEDICA LTD.	Pharmaceuticals, contraceptives, vaccines	1,045,331.28
Denmark	BALTIC CONTROL LTD.	Engineering and research services	42,792.75
Denmark	BUK-AUTO LTD.	Motor vehicles and parts	67,569.00
Denmark	KUEHNE + NAGEL A/S	Transportation, storage, mail services	808,065.12
Denmark	NOVO-NORDISK A/S	Pharmaceuticals, contraceptives, vaccines	1,400,805.00
Denmark	UNFPA	Apparel, luggage and personal care	42,054.55
Denmark	UNFPA	Medical equipment	3,768.28
Denmark	UNFPA	Pharmaceuticals, contraceptives, vaccines	40,928.00
Denmark	UNICEF SUPPLY DIVISION	Medical equipment	63,188.78
Denmark	UNICEF SUPPLY DIVISION	Pharmaceuticals, contraceptives, vaccines	105,509.38
Denmark	UNOPS	Management and admin services	801,252.98
Egypt	EGYPTIAN RED CRESCENT SOCIETY	Healthcare services	76,837.00
France	GROUPE MULLIEZ-FLORY	Apparel, luggage and personal care	62,852.02
France	QUALE	Education and training services	56,049.00
Germany	F. UNDUTSCH GMBH	Laboratory and testing equipment	96,325.52
Germany	HENKE-SASS, WOLF GMBH	Medical equipment	129,055.60
Germany	SYSMEX EUROPE GMBH	Laboratory and testing equipment	304,441.08
India	CIPLA LTD.	Pharmaceuticals, contraceptives, vaccines	231,335.04
India	DELOITTE & TOUCHE TOHMATSU INDIA LL	Politics and civic affairs services	60,367.00
India	GALENTIC PHARMA (INDIA) PVT. LTD.	Pharmaceuticals, contraceptives, vaccines	94,522.86
India	GEETANJALI WOOLLENS PVT LTD	Domestic appliances and electronics	365,412.75
India	INFRASOFT TECHNOLOGIES FZ-LLC	Engineering and research services	40,000.00
India	IPCA LABORATORIES LIMITED	Pharmaceuticals, contraceptives, vaccines	860,846.51
India	MACLEODS PHARMA	Pharmaceuticals, contraceptives, vaccines	511,297.48
India	MILAN LABORATORIES (INDIA) PVT. LTD	Pharmaceuticals, contraceptives, vaccines	417,596.92
India	PSYCHOTROPICS INDIA LIMITED	Pharmaceuticals, contraceptives, vaccines	333,885.61
India	UMEDICA LABORATORIES PVT. LTD.	Pharmaceuticals, contraceptives, vaccines	103,178.54
Ireland	AVENIR ANALYTICS LTD	Management and admin services	52,350.00
Israel	ADI COMMUNICATION LTD.	IT and communications equipment	81,685.76
Israel	COMPUTER MEDIA CENTER LTD. (CMC)	Engineering and research services	46,000.00
Israel	COMPUTER MEDIA CENTER LTD. (CMC)	IT and communications equipment	664,906.36
Israel	COMPUTER MEDIA CENTER LTD. (CMC)	Office equipment	67,927.00
Israel	COMPUTER MEDIA CENTER LTD. (CMC)	Printing, photo and AV equipment	181,403.00
Israel	CONTERM LTD.	Transportation, storage, mail services	1,237,206.78
Israel	DAVID CZAPNIK & SONS LTD.	Material handling machinery	84,550.00
Israel	DIOCESE OF JERUSALEM EPISCOPAL CHURCH	Management and admin services	45,000.00
Israel	DOR ALON ENERGY (1988) LTD.	Fuels and lubricants etc.	48,438.57
Israel	PAZ OIL CO.	Fuels and lubricants etc.	6,841,298.56
Israel	RAIS MIDDLE EAST LTD.	Management and admin services	2,036,779.93
Israel	RAIS MIDDLE EAST LTD.	Transportation, storage, mail services	538,045.04
Italy	CAPGEMINI ITALIA SPA	Engineering and research services	2,325,253.70
Italy	CESVI	Industrial cleaning services	33,285.00
Italy	FIAT GROUP AUTOMOBILE SPA FIAT - SALESEXTRA	Distribution equipment	11,732.11
Italy	FIAT GROUP AUTOMOBILE SPA FIAT - SALESEXTRA	Electrical systems components	94.38
Italy	FIAT GROUP AUTOMOBILE SPA FIAT - SALESEXTRA	Laboratory and testing equipment	2,834.50
Italy	FIAT GROUP AUTOMOBILE SPA FIAT - SALESEXTRA	Manufacturing components	3,247.35
Italy	FIAT GROUP AUTOMOBILE SPA FIAT - SALESEXTRA	Material handling machinery	237.40
Italy	FIAT GROUP AUTOMOBILE SPA FIAT - SALESEXTRA	Motor vehicles and parts	134,144.18
Italy	FIAT GROUP AUTOMOBILE SPA FIAT - SALESEXTRA	Power generation machinery	56,553.22
Italy	FIAT GROUP AUTOMOBILE SPA FIAT - SALESEXTRA	Structures, construction components	4,962.54
Italy	SAP ITALIAN S.P.A	Engineering and research services	548,197.12
Italy	SAP ITALIAN S.P.A	IT and communications equipment	427,290.52
Japan	RESULTS JAPAN	Politics and civic affairs services	80,000.00
Jordan	ADVANCED FURNITURE INDUSTRY CO. LTD.	Furniture	77,060.73
Jordan	ADVANCED TECHNOLOGY CORPORATION	IT and communications equipment	42,599.27
Jordan	AHMAD SUHAIL AHMAD AL- KHAROOF	Industrial cleaning services	86,271.19
Jordan	AHMAD SUHAIL AHMAD AL- KHAROOF	Travel, food and lodging	960.45

Location of supplier	Supplier name	Category description	Value (USD)
UNRWA continued			
Jordan	AL-KATTAN FOR ADVERTISING & MARKETING	Editorial, design, graphic services	63,487.01
Jordan	AL-THAHER FOR ENGINEERING & CONTRACTINGC	Building and maintenance services	98,404.34
Jordan	AL - RUSAIFA MUNICIPALITY	Industrial cleaning services	84,745.76
Jordan	AL MADA FOR CONSTRUCTION CONTRACTING CO	Building and maintenance services	257,199.68
Jordan	ARAB ORIENT INSURANCE CO.	Financial and insurance services	100,000.00
Jordan	ARAB PHARMACEUTICAL MANUFACTURING	Pharmaceuticals, contraceptives, vaccines	95,621.46
Jordan	BCI COMMUNICATIONS & ADVANCED TECHNOLO	IT and communications equipment	50,955.00
Jordan	BCI COMMUNICATIONS & ADVANCED TECHNOLO	Printing, photo and AV equipment	10,491.00
Jordan	BETONIA FOR CONSTRUCTING	Building and maintenance services	45,920.39
Jordan	CROWNE PLAZA JORDAN DEAD SEA RESORT & SPA	Travel, food and lodging	37,824.07
Jordan	DARA FOR COMPUTERS	IT and communications equipment	34,500.00
Jordan	DELTA INDUSTRIAL CO.	Food and beverage products	10,249,264.38
Jordan	DEPARTMENT OF ADMINISTRATIVE SUPPORT | UN	Editorial, design, graphic services	105,938.00
Jordan	FOURTH DIMENSION SYSTEM	IT and communications equipment	38,998.59
Jordan	GLOBAL PAPER CONVERTING & TRADING CO.	Paper materials and products	36,957.44
Jordan	HANDICAP INTERNATIONAL	Healthcare services	95,570.00
Jordan	HANDICAP INTERNATIONAL	Management and admin services	86,862.11
Jordan	IMDAD TOTAL SITE SERVICE CO.	Food and beverage products	237,888.00
Jordan	INTERNATIONAL BUSINESS PARTNER (IBP)	Management and admin services	139,200.57
Jordan	INTERNATIONAL TRADING & DEVELOPMENT CO.	Motor vehicles and parts	31,600.00
Jordan	IRIS TECHNOLOGY	IT and communications equipment	41,916.67
Jordan	JORDAN DATA COMMUNICATIONS CO. LTD. (ORAN	Engineering and research services	94,308.82
Jordan	JORDAN INTERNATIONAL INSURANCE	Financial and insurance services	9,666,668.57
Jordan	JORDAN MOBILE TELECOMMUNICATIONS SERVICE	Public sector related services	93,452.64
Jordan	JORDAN SWEDEN MEDICAL STERILIZATION	Pharmaceuticals, contraceptives, vaccines	88,179.00
Jordan	KAREEM LOGISTICS L.L.C	Transportation, storage, mail services	145,012.71
Jordan	MAHMOUD NAEM KANA'AN & PARTNER CO.	Building and maintenance services	407,086.84
Jordan	MINISTRY OF EDUCATION	Published products	1,987,147.62
Jordan	MODEL CO.FOR MAINTENANCE & SERVICE	Industrial cleaning services	688,439.82
Jordan	MOH'D SALIM & MOH'D ADAWI CO.	Building and maintenance services	354,475.85
Jordan	MONTHER AL-SHARABATI & PARTNER CO.	Building and maintenance services	35,699.86
Jordan	NATIONAL COMPUTER CO. (OPTIMIZA)	IT and communications equipment	33,996.00
Jordan	OFFTEC SYSTEMS LTD.	IT and communications equipment	50,805.00
Jordan	RAJA'A STATIONARY	Laboratory and testing equipment	2,600.07
Jordan	RAJA'A STATIONARY	Office equipment	22,666.93
Jordan	RAJA'A STATIONARY	Paper materials and products	11,360.59
Jordan	REGENERATION OF INDUSTRIES CO. LLC	Musical instruments and arts and crafts	122,710.73
Jordan	RIDA JARDANEH DRUGSTORE (RJDS)	Medical equipment	78,399.00
Jordan	SPECIALIZED TECHNICAL SERVICES (STS)	Engineering and research services	58,495.76
Jordan	SPECIALIZED TECHNICAL SERVICES (STS)	IT and communications equipment	787,271.00
Jordan	SPECIALIZED TECHNICAL SERVICES (STS)	Printing, photo and AV equipment	141,010.00
Jordan	SUHAIL FOR CLEANING & MAINTENANCE SERVICE	Industrial cleaning services	113,568.54
Jordan	SUNRAY SOLUTIONS	Power generation machinery	34,463.28
Jordan	UNITED NATIONS WORLD FOOD PROGRAMME (W	Politics and civic affairs services	50,710.73
Jordan	UNITED TELECOM SERVICES CO. LTD.	IT and communications equipment	36,221.75
Jordan	UNIVERSAL THERMAL EQUIPMENT CO. LTD.	Building and maintenance services	132,199.32
Jordan	UNIVERSAL THERMAL EQUIPMENT CO. LTD.	Distribution equipment	57,646.90
Jordan	ZAWATI BROTHERS CO.	Industrial cleaning services	40,392.80
Jordan	ZUHDI & WAJEEH KAN'AN CONTRACTING CO.	Building and maintenance services	548,589.73
Lebanon	ABDUL RAZZAK ITANI & SONS CO. (ARISON)	Power generation machinery	30,800.00
Lebanon	ADEL JABER ASAAD	Transportation, storage, mail services	156,948.59
Lebanon	AHMAD IBRAHIM WAKED	Building and maintenance services	240,475.40
Lebanon	AHMAD ISMAIL AMAYRI	Building and maintenance services	657,522.44
Lebanon	AL MAMLOUK FOODS S.A.L	Travel, food and lodging	36,210.00
Lebanon	AL SALAM ASSOCIATION FOR DEVELOPMENT & C	Healthcare services	33,000.00
Lebanon	AMINE AOUR MIDDLE EAST FOODS S.A.L.	Food and beverage products	2,390,528.70
Lebanon	ANWAR FARES MAAROUF	Building and maintenance services	166,080.00
Lebanon	ARAB PRINTING PRESS S.A.L	Editorial, design, graphic services	202,931.01
Lebanon	ARNAOON SARL	Travel, food and lodging	67,000.00
Lebanon	CHAMAS FOR PRINTING & PUBLISHING S.A.L.	Published products	50,868.50
Lebanon	CIS COLLEGE	Politics and civic affairs services	30,000.00
Lebanon	COMMUNITY BASED REHABILITATION ASSOCIATIC	Education and training services	36,400.00
Lebanon	COUVENT NOTRE DAME DE LA DELIVERANCE	Personal and domestic services	31,883.26
Lebanon	DAMOUN KHALED ZEITER	Building and maintenance services	43,940.60
Lebanon	DAR AL-AJAZA AL-ISLAMIA HOSPITAL	Personal and domestic services	57,859.97
Lebanon	DAR AL HANDASAH NAZIH TALEB & PARTN S.A.L	Management and admin services	344,376.29
Lebanon	DAR EL CHIMAL CO. S.A.L	Musical instruments and arts and crafts	170,861.35
Lebanon	DIGITAL 3D	Editorial, design, graphic services	35,000.00
Lebanon	DIGITAL FUTURE	Published products	35,973.00
Lebanon	EARTH LINK & ADVANCED RESOURCES DEVELOPM	Engineering and research services	197,750.00
Lebanon	EARTH LINK & ADVANCED RESOURCES DEVELOPM	Office equipment	43,831.90
Lebanon	EARTH LINK & ADVANCED RESOURCES DEVELOPM	Politics and civic affairs services	76,565.00
Lebanon	EKT KATRANGI BROS.	Power generation machinery	81,250.00
Lebanon	EL CHEIKH CO. FOR TRADING & CONTRACTING	Building and maintenance services	42,015.00
Lebanon	FAIRCO INTERNATIONAL	Manufacturing components	12,168.00
Lebanon	FAIRCO INTERNATIONAL	Medical equipment	720.00
Lebanon	FAIRCO INTERNATIONAL	Musical instruments and arts and crafts	75,154.00
Lebanon	FAIRCO INTERNATIONAL	Office equipment	21,310.00
Lebanon	FAIRCO INTERNATIONAL	Paper materials and products	58,370.20
Lebanon	FAIRCO INTERNATIONAL	Resin, rubber, elastomeric material	440.00
Lebanon	FARHAT ABDUL RIZZAK ANCHASSI	Building and maintenance services	32,483.00
Lebanon	GEORGE B. YAMMINE FOR GENERAL CONTRACTIN	Building and maintenance services	8,802,886.83
Lebanon	GLOBALCOM DATA SERVICES (GDS)	Engineering and research services	382,360.00
Lebanon	GLOBALCOM DATA SERVICES (GDS)	Public sector related services	105,267.00

Location of supplier	Supplier name	Category description	Value (USD)
UNRWA continued			
Lebanon	HICON S.A.R.L	Building and maintenance services	408,975.00
Lebanon	IMAD MUSLEM MUSLEM	Building and maintenance services	231,142.00
Lebanon	INT'L COMPUTER & COMMUNICATION SYSTEMS I(	IT and communications equipment	44,405.00
Lebanon	INTERNATIONAL OFFICE SUPPLY S.A.L	Furniture	87,346.50
Lebanon	INTERNATIONAL POWER GROUP (IPG)	Power generation machinery	180,558.00
Lebanon	JIHAD OMAR ABDUL AL	Building and maintenance services	59,984.00
Lebanon	JUBAILI BROS. S.A.L.	Power generation machinery	46,450.00
Lebanon	KAMAPLAST S.A.R.L	Material handling machinery	79,959.30
Lebanon	KARAM AHMED YOUNES	Building and maintenance services	45,936.00
Lebanon	KASSEM ATIYEH EID	Industrial cleaning services	47,000.00
Lebanon	KNOWLEDGE DEVELOPMENT CO. (KDC)	Politics and civic affairs services	33,000.00
Lebanon	LEBANESE ENGINEERING & CONTRACTING COMP/	Building and maintenance services	140,160.30
Lebanon	LEBANESE INTERNATIONAL UNIVERSITY	Education and training services	118,100.00
Lebanon	LIBRAIRIE DU LIBAN PUBLISHERS S.A.L	Published products	85,394.96
Lebanon	LUNA FOR GENERAL TRADING	Building and maintenance services	137,235.20
Lebanon	MEDICAP	Medical equipment	32,862.00
Lebanon	MEDITERRANEAN OIL SHIPPING & TRAN. CO.	Fuels and lubricants etc.	398,553.39
Lebanon	METALSYCO S.A.L.	Domestic appliances and electronics	39,336.00
Lebanon	MOHAMAD ALI AL MIARI	Building and maintenance services	52,308.48
Lebanon	MOHAMMAD NAYEF DAOUD	Building and maintenance services	42,067.00
Lebanon	NAFAA CONSTRUCTION GROUP	Building and maintenance services	63,261.00
Lebanon	POLICOM WIRELESS S.A.R.L	IT and communications equipment	86,357.00
Lebanon	PROMOPHARM S.A.R.L	Pharmaceuticals, contraceptives, vaccines	55,478.00
Lebanon	RAC ENGINEER & CONSULTANT	Cleaning equipment	96,880.00
Lebanon	RIAD GHALEB AL MUSA	Building and maintenance services	58,943.00
Lebanon	ROUTES FOR DEVELOPMENT AND CONSULTANCY	Editorial, design, graphic services	308,000.00
Lebanon	S.I.S. S.A.L	Security and safety equipment	43,457.15
Lebanon	SALEH SULIMAN AL AOQLI	Transportation, storage, mail services	96,000.00
Lebanon	SHELTERS REHABILITATION-REPAC	Building and maintenance services	874,139.23
Lebanon	SIDON ORPHAN WELFARE SOCIETY	Education and training services	38,736.00
Lebanon	STAR CONTRACTORS STARCOM	Building and maintenance services	98,835.00
Lebanon	TAWFIQ ABDUL MAJID TAHA	Building and maintenance services	120,211.00
Lebanon	TERRE DES HOMES ITALY	Editorial, design, graphic services	66,607.50
Lebanon	TERRE DES HOMES ITALY	Management and admin services	9,800.00
Lebanon	TRIANGLE CONSULTING S.A.L (OFFSHORE)	Management and admin services	54,700.00
Lebanon	ULTRA TECHNOLOGY ETS	Engineering and research services	59,811.00
Lebanon	WALID ABED ABU KHALED	Building and maintenance services	206,169.00
Lebanon	ZIAD KHALED AL KHATIB	Building and maintenance services	30,415.00
Mexico	PRODUCCIONES SCOPIO SC	Editorial, design, graphic services	37,950.00
Netherlands	AMSTELFARMA B.V	Pharmaceuticals, contraceptives, vaccines	166,090.80
Netherlands	HOOGWEGT INTERNATIONAL B.V.	Food and beverage products	2,500,696.01
Netherlands	IHE DELFT INSTITUTE FOR WATER EDUCATION	Education and training services	52,203.00
Netherlands	LIMAKO SUIKER BV	Food and beverage products	2,209,380.00
Netherlands	SITA N.V.	Engineering and research services	202,716.75
Netherlands	STICHTING INTERNATIONAL DISPENSARY ASSOCI/	Pharmaceuticals, contraceptives, vaccines	50,000.00
Netherlands	STICHTING INTERNATIONAL DISPENSARY ASSOCI/	Transportation, storage, mail services	83,700.00
Norway	MARLINK ENTERPRISE A/S	Engineering and research services	261,371.88
Oman	NATIONAL PHARMACEUTICAL INDUSTRIES	Pharmaceuticals, contraceptives, vaccines	594,090.00
Oman	SAUD BAHWAN AUTOMOTIVE LLC	Distribution equipment	6,339.80
Oman	SAUD BAHWAN AUTOMOTIVE LLC	Electrical systems components	495.72
Oman	SAUD BAHWAN AUTOMOTIVE LLC	Manufacturing components	1,587.33
Oman	SAUD BAHWAN AUTOMOTIVE LLC	Motor vehicles and parts	91,339.72
Oman	SAUD BAHWAN AUTOMOTIVE LLC	Power generation machinery	11,770.54
Pakistan	CHAPPAL TRADERS	Food and beverage products	2,838,419.28
Portugal	LISBON INSTITUTE OF GLOBAL MENTAL HEALTH	Education and training services	50,480.77
Spain	THE UNITED NATIONS GLOBAL SERVICE CENTRE (I	Engineering and research services	613,406.35
Switzerland	UN INTERNATIONAL COMPUTING CENTER	Politics and civic affairs services	38,592.00
Syrian Arab Republic	ABD AL-LATIF SHAQFEH-UNITED PHARMA	Pharmaceuticals, contraceptives, vaccines	36,400.00
Syrian Arab Republic	ABD AL HAMID MOHAMMAD AL KEK	Food and beverage products	309,135.15
Syrian Arab Republic	ABD AL HAMID MOHAMMAD AL KEK	Fuels and lubricants etc.	34,184.49
Syrian Arab Republic	ABDUL AZIZ JAMIL AL QADRI (AL BAYROUNI PHARI	Medical equipment	63,574.72
Syrian Arab Republic	ABDUL AZIZ JAMIL AL QADRI (AL BAYROUNI PHARI	Pharmaceuticals, contraceptives, vaccines	93,144.02
Syrian Arab Republic	ABDULHAY SAYED, SAYED AND SAYED REP OFF.	Management and admin services	81,442.68
Syrian Arab Republic	ABDULRAOUF AND JAMAL HAMZA CO.	Healthcare services	144,810.50
Syrian Arab Republic	ABED AL-RAHMAN ZUHAIR AL-FATTAL	Paper materials and products	18,087.30
Syrian Arab Republic	ABED AL-RAHMAN ZUHAIR AL-FATTAL	Published products	20,981.50
Syrian Arab Republic	AHMAD BASHAR MAMDOUH HTAHIT	Domestic appliances and electronics	227,487.00
Syrian Arab Republic	AHMAD HASAN KHATTAB	Building and maintenance services	103,400.00
Syrian Arab Republic	AHMAD ISMAIL MOHAMAD	Building and maintenance services	42,000.00
Syrian Arab Republic	AHMAD MOHD HASOUNEH	Building and maintenance services	59,610.00
Syrian Arab Republic	AL-ASSAD UNIVERSITY HOSPITAL -DAMASCUS	Healthcare services	193,205.69
Syrian Arab Republic	AL-BASSEL HOSPITAL - DAMASCUS	Healthcare services	170,923.57
Syrian Arab Republic	AL-HOURANI HOSPITAL - HAMA	Healthcare services	148,557.83
Syrian Arab Republic	AL-KINDI HOSPITAL - DAMASCUS	Healthcare services	642,849.31
Syrian Arab Republic	AL-TABEYAT SURGICAL HOSPITAL / LATTAKIA	Healthcare services	38,846.27
Syrian Arab Republic	AL-TAWLEED UNIVERSITY HOSPITAL - DAMASCUS	Healthcare services	38,846.27
Syrian Arab Republic	AL AMANI MEDICAL SURGICAL HOSPITAL	Healthcare services	97,115.66
Syrian Arab Republic	AL KAYYAL TRADING CO.	Tools and general machinery	42,630.00
Syrian Arab Republic	AL KHALEMEH HOSPITAL - ALEPPO	Healthcare services	157,050.60
Syrian Arab Republic	AL RA'ED /MOHD HICHAM KHAWAM	Office equipment	94,500.00
Syrian Arab Republic	AL SAADY COMPANY FOR TRAIDING BUSINESS LTI	Education and training services	39,000.00
Syrian Arab Republic	ALA'A MO'EIN ISMAEIL	Building and maintenance services	144,300.00
Syrian Arab Republic	ANAS NAYEF EID	Land, building and structures	53,000.00
Syrian Arab Republic	BAALBAKI FOR TRADE & INDUSTRY LTD.	Apparel, luggage and personal care	83,990.15

Location of supplier	Supplier name	Category description	Value (USD)
UNRWA continued			
Syrian Arab Republic	BAALBAKI FOR TRADE & INDUSTRY LTD.	Domestic appliances and electronics	502,694.75
Syrian Arab Republic	BARAKAT PHARMACEUTICAL INDUSTRIES	Pharmaceuticals, contraceptives, vaccines	39,297.90
Syrian Arab Republic	BAROUD DRUGS STORE	Pharmaceuticals, contraceptives, vaccines	200,654.73
Syrian Arab Republic	BASEL MAHMOUD LUTFI AL NASHEF	Building and maintenance services	1,066,732.00
Syrian Arab Republic	BASHAR MOHAMMD KRESHAN	Food and beverage products	1,218,420.00
Syrian Arab Republic	BASSAM ALA'A EDDIN HAFEZ	Healthcare services	34,960.00
Syrian Arab Republic	BASSAM MADALLAH HAJEER	Building and maintenance services	473,800.00
Syrian Arab Republic	BISAN HOSPITAL	Healthcare services	87,404.10
Syrian Arab Republic	CIT(CENTER OF INTERNATIONAL TRADE)	Domestic appliances and electronics	3,387,589.00
Syrian Arab Republic	CURE MED STORE	Pharmaceuticals, contraceptives, vaccines	111,434.00
Syrian Arab Republic	DAMASCUS NATIONAL HOSPITAL - DAMASCUS	Healthcare services	34,961.64
Syrian Arab Republic	DESERT FALCON LLC	Apparel, luggage and personal care	41,917.00
Syrian Arab Republic	GENERAL EST. FOR PRINTED & TXT (GOV)	Published products	247,819.02
Syrian Arab Republic	GEZAIRI TRANSPORT CO.	Management and admin services	31,102.91
Syrian Arab Republic	GEZAIRI TRANSPORT CO.	Transportation, storage, mail services	65,268.30
Syrian Arab Republic	GHAWI & TAKI CO.	Material handling machinery	198,290.00
Syrian Arab Republic	GHOSSEN TRADING CO.	Domestic appliances and electronics	632,838.00
Syrian Arab Republic	HEART SURGERY UNIVERSITY HOSPITAL - DAMASC	Healthcare services	30,000.00
Syrian Arab Republic	HIKMEH HOSPITAL	Healthcare services	48,557.83
Syrian Arab Republic	IBRAHIM ABDULHAMID AL-ZAIEED	Domestic appliances and electronics	46,576.92
Syrian Arab Republic	INTRALASIK INTERNATIONAL CENTER OF OPHTHA	Healthcare services	222,471.34
Syrian Arab Republic	ITC PHARMA (AHMED BAALBAKI PHARMA STORE)	Pharmaceuticals, contraceptives, vaccines	385,892.00
Syrian Arab Republic	MAHMOUD MOHAMMAD WALID AL RINEH	Building and maintenance services	37,010.00
Syrian Arab Republic	MAJED & MOHAMMAD AL ZAYED LTD. LIABILITY	Domestic appliances and electronics	407,761.23
Syrian Arab Republic	MAJED KHALED HASAN	Building and maintenance services	48,300.00
Syrian Arab Republic	MEZAR MOHAMMAD AL KHUBY (RWAD ALGHAD F	Food and beverage products	142,460.00
Syrian Arab Republic	MOHAMED MARWAN ATEF AL-GHAFARI	Furniture	13,146.00
Syrian Arab Republic	MOHAMED MARWAN ATEF AL-GHAFARI	Medical equipment	70,309.00
Syrian Arab Republic	MOHAMMAD ADNAN MUSLEH	Building and maintenance services	30,300.00
Syrian Arab Republic	MOHAMMAD MAHER AL SHOWAIKI	Musical instruments and arts and crafts	45,515.93
Syrian Arab Republic	MOHAMMAD ZAHIR DEEB KHARTBIL	Distribution equipment	33,750.00
Syrian Arab Republic	MOHAMMAD ZAHIR DEEB KHARTBIL	Tools and general machinery	44,000.00
Syrian Arab Republic	NADER MOHAMMMAD BASHEER BOUKA	Building and maintenance services	147,900.00
Syrian Arab Republic	OMAR DAHAM KHALED	Fuels and lubricants etc.	38,644.27
Syrian Arab Republic	OMAYAD HOSPITAL - DAMASCUS	Healthcare services	158,269.40
Syrian Arab Republic	ORANOS CENTRE FOR COMPUTER TECHNOLOGY	Domestic appliances and electronics	4,567.00
Syrian Arab Republic	ORANOS CENTRE FOR COMPUTER TECHNOLOGY	IT and communications equipment	19,140.00
Syrian Arab Republic	ORANOS CENTRE FOR COMPUTER TECHNOLOGY	Printing, photo and AV equipment	10,536.00
Syrian Arab Republic	PALESTINE HOSPITAL	Healthcare services	1,184,811.11
Syrian Arab Republic	QASIOUN SECURITY SERVICES	Public order and security services	102,794.22
Syrian Arab Republic	ROZ & BARAKAT L.L.C	Industrial manufacturing machinery	47,300.00
Syrian Arab Republic	SABBAGH & DUKUR CO.	Paper materials and products	42,919.50
Syrian Arab Republic	SAMER OMAR JAWISH	Apparel, luggage and personal care	76,804.20
Syrian Arab Republic	SPECIALIZED SYRIAN TRANSPORTATION	Management and admin services	438,939.63
Syrian Arab Republic	SPECIALIZED SYRIAN TRANSPORTATION	Transportation, storage, mail services	404,925.29
Syrian Arab Republic	TRI UNITED FOOD CO.	Food and beverage products	50,285.00
Syrian Arab Republic	WAEL RUSTOM FOR TRADING	Chemicals	12.00
Syrian Arab Republic	WAEL RUSTOM FOR TRADING	Food and beverage products	35,060.10
Syrian Arab Republic	WAEL RUSTOM FOR TRADING	Live plant and animal material	973.40
Turkey	ARBEL PULSE GRAIN INDUSTRY	Food and beverage products	416,047.50
Turkey	ARMADA GIDA TIC. SAN. LTD. STI.	Food and beverage products	2,176,392.00
Turkey	AVES ENERJI YAG VE GIDA SAN. A.S	Food and beverage products	5,668,787.79
Turkey	DORUK UN SANAYI A.S.	Food and beverage products	2,659,783.50
Turkey	ELITA GIDA SAN. VE TICE	Food and beverage products	1,519,687.68
Turkey	ERISLER GIDA SANAYI VE TICARET A.S	Food and beverage products	3,845,704.50
Turkey	MEMISOGLU TARIM TIC.	Food and beverage products	3,096,386.00
Turkey	MERSIN SEKER DOGAL MINERLALLI	Food and beverage products	345,000.00
Turkey	TAFLAN UN INSAAT	Food and beverage products	1,489,172.85
Turkey	ULUSOY UN SANAYI VE TICARET A.S.	Food and beverage products	1,909,232.40
United Arab Emirates	ABED EL-FATTAH SAFI & SONS (AF-SAFI)	Food and beverage products	1,745,401.74
United Arab Emirates	ABU DHABI MEDICAL DEVICES CO. (MEDECO)	Medical equipment	503,100.00
United Arab Emirates	ASPEN HEALTHCARE FZ LLC	Pharmaceuticals, contraceptives, vaccines	121,289.68
United Arab Emirates	GULF PHARMACEUTICAL INDUSTRIES	Pharmaceuticals, contraceptives, vaccines	835,763.00
United Arab Emirates	HAKAN AGRO DMCC	Food and beverage products	467,980.80
United Arab Emirates	IMPETUS FZEI	Education and training services	30,600.00
United Arab Emirates	LMG GENERAL TRADING LLC	Material handling machinery	82,710.00
United Arab Emirates	O.K.I GENERAL TRADING LLC	Distribution equipment	3,338.38
United Arab Emirates	O.K.I GENERAL TRADING LLC	Fuels and lubricants etc.	395.88
United Arab Emirates	O.K.I GENERAL TRADING LLC	Laboratory and testing equipment	215.00
United Arab Emirates	O.K.I GENERAL TRADING LLC	Manufacturing components	1,073.71
United Arab Emirates	O.K.I GENERAL TRADING LLC	Motor vehicles and parts	20,384.89
United Arab Emirates	O.K.I GENERAL TRADING LLC	Power generation machinery	7,928.69
United Arab Emirates	RA INTERNATIONAL	Motor vehicles and parts	32,392.98
United Kingdom of Great Britain and Northern Ireland	DIGITAL EXPLORER CIC	Editorial, design, graphic services	15,000.00
United Kingdom of Great Britain and Northern Ireland	DIGITAL EXPLORER CIC	Engineering and research services	139,705.00
United Kingdom of Great Britain and Northern Ireland	ED&F MAN SUGAR LIMITED	Food and beverage products	790,396.00
United Kingdom of Great Britain and Northern Ireland	IOD PARC (TRADING NAME OF INTERNATIONALOF	Education and training services	82,041.00
United Kingdom of Great Britain and Northern Ireland	JOHN P. KHOURY	Politics and civic affairs services	50,000.00
United Kingdom of Great Britain and Northern Ireland	THINK CONSULTING SOLUTIONS LIMITED	Politics and civic affairs services	100,032.22
United Kingdom of Great Britain and Northern Ireland	THINK DIGITAL SOLUTIONS	Editorial, design, graphic services	185,567.01
United States of America	THE KNOTERRA GROUP , LLC	Education and training services	30,720.00
United States of America	WASHREIT 1901 PENNSYLVANIA AVE TRUSTEELLC	Management and admin services	36,643.81
UNU			
Belgium	IDEA CONSULT	Environmental services	30,648.54

Location of supplier	Supplier name	Category description	Value (USD)
UNU continued			
Canada	MCMASTER INNOVATION PARK AS THE FIRST L	Management and admin services	138,055.12
China	UNITED VICTORY INTERNATIONAL LIMITED	Financial and insurance services	314,079.96
Denmark	DANOFFICE IT	IT and communications equipment	94,227.18
Denmark	DANOFFICE IT	Transportation, storage, mail services	1,495.00
Finland	FIRST CARD	Transportation, storage, mail services	47,088.58
Finland	LM TIETOPALVELUT OY	Editorial, design, graphic services	32,335.83
Finland	SOL PALVELUT OY	Industrial cleaning services	31,364.56
Germany	DELL GMBH	IT and communications equipment	44,195.18
Germany	DELL GMBH	Transportation, storage, mail services	288.74
Ghana	MENSVIC HOTEL LIMITED	Education and training services	31,415.90
Japan	AI KOGEI CO., LTD	Structures, construction components	31,697.51
Japan	AZBIL	Building and maintenance services	67,401.00
Japan	DELL K.K.	IT and communications equipment	34,714.32
Japan	NISSIN TRAVEL SERVICE CO., LTD.	Transportation, storage, mail services	33,268.79
Japan	SANKO INC.	Public order and security services	1,016,727.36
Japan	STAR CREW SERVICE SYSTEM	Education and training services	35,831.42
Japan	TANGE ASSOCIATES	Building and maintenance services	41,386.69
Japan	TEPCO ENERGY PARTNER, INCORPORATED	Public sector related services	310,266.30
Japan	TOKYO GAS CO., LTD	Public sector related services	68,058.89
Japan	TOKYO METROPOLITAN GOVERNMENT BUREAU C	Public sector related services	47,702.05
Mozambique	CENTRO INTERNACIONAL DE CONFERÊNCIAS JOA	Education and training services	41,514.71
Mozambique	GRUPO VIP ACTIVIDADES HOTELEIRAS, SARL	Education and training services	48,585.00
Netherlands	BELVEDERE WIJKONTWIKKELINGSMAATSCHAPPIJ	Management and admin services	310,986.39
Netherlands	ELSEVIER B. V.	IT and communications equipment	82,718.84
Portugal	VINHA NOVA - IMOBILIÁRIA, S.A.	Management and admin services	31,539.56
Spain	FUNDACIO PRIVADA HOSPITAL DE LA SANTA CR	Building and maintenance services	30,869.22
Spain	FUNDACIO PRIVADA HOSPITAL DE LA SANTA CR	Public sector related services	9,822.33
United Kingdom of Great Britain and Northern Ireland	THE DITCHLEY FOUNDATION	Education and training services	30,599.76
UNV			
Canada	MACLEAN CONSULTING	Education and training services	96,000.20
Denmark	AV-HUSET A/S	Domestic appliances and electronics	1,866.11
Denmark	AV-HUSET A/S	IT and communications equipment	8,952.61
Denmark	AV-HUSET A/S	Printing, photo and AV equipment	27,156.40
Denmark	AV-HUSET A/S	Transportation, storage, mail services	349.53
Denmark	PHOENIX DESIGN AID	Editorial, design, graphic services	36,110.00
Germany	APLEONA HSG RHEIN-RUHR GMBH	Engineering and research services	158,299.02
Germany	AXIANS NETWORKS & SOLUTIONS GMBH	Engineering and research services	8,301.15
Germany	AXIANS NETWORKS & SOLUTIONS GMBH	IT and communications equipment	27,033.21
Germany	BECHTLE GMBH IT SYSTEMHAUS	Electrical systems components	17,066.21
Germany	BECHTLE GMBH IT SYSTEMHAUS	IT and communications equipment	103,416.89
Germany	BROICH PREMIUM CATERING GMBH	Management and admin services	34,514.66
Germany	BROICH PREMIUM CATERING GMBH	Travel, food and lodging	167,939.09
Germany	CANCOM ONLINE GMBH	IT and communications equipment	37,500.50
Germany	CREATIV WERBEMITTEL GMBH	Travel, food and lodging	71,946.10
Germany	DFN-VEREIN	Engineering and research services	35,251.05
Germany	DIGITAL PUBLISHING AG/SPEEXX	Education and training services	35,070.00
Germany	FFW DEUTSCHLAND GMBH	Engineering and research services	249,914.47
Germany	FFW DEUTSCHLAND GMBH	Management and admin services	128,067.94
Germany	FOOD AFFAIRS GMBH	Travel, food and lodging	32,943.95
Germany	HANNAH RACHAEL MESSENGER	Management and admin services	56,810.00
Germany	ITCONCEPTS PROFESSIONAL GMBH	Engineering and research services	46,364.56
Germany	KUCHEM KONFERENZ TECHNIK	Domestic appliances and electronics	53,837.65
Germany	KUCHEM KONFERENZ TECHNIK	Electrical systems components	3,618.14
Germany	KUCHEM KONFERENZ TECHNIK	Engineering and research services	43,086.98
Germany	KUCHEM KONFERENZ TECHNIK	Furniture	17,739.09
Germany	KUCHEM KONFERENZ TECHNIK	Industrial manufacturing machinery	2,202.51
Germany	KUCHEM KONFERENZ TECHNIK	IT and communications equipment	68,934.87
Germany	KUCHEM KONFERENZ TECHNIK	Printing, photo and AV equipment	164,864.00
Germany	KUCHEM KONFERENZ TECHNIK	Travel, food and lodging	72,935.14
Germany	PCS VERTRIEBS- U. SERVICE GMBH	Domestic appliances and electronics	44,950.24
Germany	PRICEWATERHOUSECOOPERS GMBH WPG	Engineering and research services	57,600.00
Germany	ROUETTE ESSER GMBH	Furniture	42,739.34
Germany	SUSANNE GABRIELE SALZ	Management and admin services	30,243.00
Germany	T-SYSTEMS INTERNATIONAL GMBH - GK GROSSK	Public sector related services	82,889.92
Germany	W.I.S. SICHERHEIT GMBH & CO.KG	Engineering and research services	78,318.71
Germany	W.I.S. SICHERHEIT GMBH & CO.KG	Management and admin services	3,821,923.73
Ireland	LINKEDIN IRELAND UNLIMITED COMPANY	Education and training services	30,000.00
Lao People's Democratic Republic	SEBASTIAN BACHMANN	Management and admin services	31,500.00
Lao People's Democratic Republic	SEBASTIAN BACHMANN	Transportation, storage, mail services	3,250.00
Spain	CENTRO GLOBALCAD 3.0. SL	Management and admin services	124,496.00
United States of America	BARRY HOWARD POUSMAN	Management and admin services	90,000.00
United States of America	BARRY HOWARD POUSMAN	Transportation, storage, mail services	5,000.00
United States of America	BENJAMIN J LOUGH	Management and admin services	174,335.00
United States of America	COMMUNITY SYSTEMS FOUNDATION (CSF)	Management and admin services	256,663.00
United States of America	COURSERA INC.	Education and training services	30,000.00
United States of America	SOLID QUALITY USA, INC. DBA SOLIDQ	Engineering and research services	32,400.00
UNWTO			
Belgium	CIGNA / VANBREDA	Financial and insurance services	256,078.46
China	IVY ALLIANCE TOURISM CONS	Management and admin services	33,670.03
France	ADONEO CONSEIL	Engineering and research services	463,195.20
Spain	DELAWARE	Engineering and research services	252,725.70
Spain	ENDESA ENERGÍA S.A.	Public sector related services	72,701.03
Spain	EUROVICONSER	Building and maintenance services	121,307.97
Spain	EVENTISIMO, AGENCIA DE CO	Politics and civic affairs services	138,925.21

Location of supplier	Supplier name	Category description	Value (USD)
UNWTO continued			
Spain	GAR Y ASOCIADOS CONSULT.	Engineering and research services	91,979.36
Spain	IMPACTO CREATIVO	Editorial, design, graphic services	86,081.27
Spain	JOYEROS ALEGRE	Sports and recreational equipment	31,034.94
Spain	LIMPIEZAS ALARCÓN	Industrial cleaning services	100,764.04
Spain	MELIÁ CASTILLA	Travel, food and lodging	37,343.47
Spain	OPEN TEXT	Engineering and research services	45,100.33
Spain	ORANGE ESPAGNE S.A.U.	Public sector related services	108,341.46
Spain	PRESSTOUR	Travel, food and lodging	101,315.54
Spain	SEMIC	IT and communications equipment	60,611.67
Spain	VISEGUR	Public order and security services	191,411.45
Spain	XEROX RENTING, SAU	Engineering and research services	35,841.75
United States of America	ATYPON SYSTEMS, INC.	Engineering and research services	54,758.70
United States of America	HEWITT ASSOCIATES LLC	Financial and insurance services	38,661.05
United States of America	U.S. TRAVEL ASSOCIATION	Management and admin services	33,731.50
UPU			
Australia	ASIA PACIFIC	Politics and civic affairs services	99,731.54
Austria	KONGRESSTECHNIK GMBH	Engineering and research services	46,910.70
Barbados	BROOME HOLDINGS INC	Travel, food and lodging	57,422.01
Benin	LA POSTE DU BÉNIN S.A.	Management and admin services	44,380.24
China	DEVELOPMENT RESEARCH CENTER OF STATE POS	Management and admin services	168,982.69
France	NAME WITHHELD FOR SECURITY REASONS	Editorial, design, graphic services	41,389.45
Ghana	GHANA POST COMPANY LIMITED	Management and admin services	42,236.63
Ireland	AFILIAS LIMITED	Financial and insurance services	47,793.10
Ireland	MICROSOFT IRLAND OPERATIONS LIMIT	Management and admin services	219,317.26
Ireland	VMWARE INTERNATIONAL LIMITED	Management and admin services	39,742.29
Netherlands	WEBEX COMMUNICATIONS BV	Management and admin services	51,885.19
Slovakia	NAME WITHHELD FOR SECURITY REASONS	Management and admin services	107,460.39
Switzerland	AIRPLUS INTERNATIONAL AG	Travel, food and lodging	1,139,025.21
Switzerland	ALLIANZ SUISSE	Financial and insurance services	59,246.25
Switzerland	ALTRAN AG	Management and admin services	444,582.56
Switzerland	AMSTEIN + WALTHERT BERN AG	Building and maintenance services	30,229.21
Switzerland	ASSURANCE IMMOBILIÈRE BERNE	Financial and insurance services	34,864.96
Switzerland	BEDAG	Management and admin services	125,103.04
Switzerland	BNC BUSINESS NETWORK COMMUNICATIONS SA	Management and admin services	333,888.95
Switzerland	CHG-MERIDIAN	Management and admin services	62,745.27
Switzerland	CIGNA	Management and admin services	4,271,551.91
Switzerland	DIE GESTALTER AG	Management and admin services	40,463.95
Switzerland	E-SECURE SÀRL	Management and admin services	30,966.92
Switzerland	EB-QUAL	Management and admin services	44,196.04
Switzerland	EIDGENÖSSISCHES DEPARTEMENT FÜR	Financial and insurance services	381,095.33
Switzerland	ELEKTRO BURKHALTER AG	Electrical systems components	66,250.91
Switzerland	EMC COMPUTER SYSTEMS AG	Management and admin services	122,016.94
Switzerland	ENERGIE WASSER BERN	Fuels and lubricants etc.	91,049.04
Switzerland	ENGIE SERVICES AG	Fuels and lubricants etc.	46,933.98
Switzerland	ENGLISH GALLERY GMBH	Education and training services	73,728.19
Switzerland	ERNST & YOUNG	Financial and insurance services	130,578.09
Switzerland	FINCONS GROUP	Management and admin services	339,743.75
Switzerland	FISCHER-PAPIER AG	IT and communications equipment	35,593.56
Switzerland	FIT SA	Editorial, design, graphic services	31,237.32
Switzerland	FUGO.CH - ALTUG SALINI	Engineering and research services	48,483.11
Switzerland	FURER ELÉNA GARTEN SERVICE	Electrical systems components	31,267.75
Switzerland	G. PADULA GMBH	Electrical systems components	32,839.66
Switzerland	GROUPE E SA	Fuels and lubricants etc.	44,045.28
Switzerland	GROUPE T2I	Engineering and research services	86,369.07
Switzerland	INTERNATIONAL LABOUR OFFICE GENEVA	Management and admin services	35,171.88
Switzerland	KERAMIK ELIA AG	Tools and general machinery	30,442.09
Switzerland	KÜNG AG BERN	Cleaning equipment	34,282.96
Switzerland	LA POSTE SUISSE SA	Engineering and research services	73,337.19
Switzerland	LABELTECH AG	Electrical systems components	32,007.91
Switzerland	LOMBARD ET ODIER	Financial and insurance services	43,282.86
Switzerland	MTF QUADRA SA	Management and admin services	694,319.12
Switzerland	NAME WITHHELD FOR SECURITY REASONS	Management and admin services	97,546.86
Switzerland	NAVIXIA SA	Management and admin services	44,958.16
Switzerland	PARANOR ENGINEERING AG	Management and admin services	211,257.61
Switzerland	PICTET ET CIE	Management and admin services	34,594.57
Switzerland	PRICEWATERHOUSECOOPERS AG	Financial and insurance services	147,996.96
Switzerland	RANDSTAD SA	Management and admin services	217,442.90
Switzerland	REINHARDPARTNER	Management and admin services	90,013.24
Switzerland	RIYADS CATERING	Travel, food and lodging	127,386.97
Switzerland	SCHINDLER AG	Cleaning equipment	62,318.71
Switzerland	SCIGILITY AG	Management and admin services	37,003.65
Switzerland	SQLI SCHWEIZ AG	Management and admin services	116,653.14
Switzerland	STEVE VERGÈRES SA	Office equipment	61,074.95
Switzerland	SWISS POST SOLUTIONS AG	Engineering and research services	515,205.88
Switzerland	SWISS REMARKETING SA	Management and admin services	47,050.71
Switzerland	SWISSCOM (SUISSE) SA	Management and admin services	534,908.98
Switzerland	VEBEGO SERVICE AG	Engineering and research services	179,441.63
Switzerland	XEROX AG	IT and communications equipment	243,067.39
Thailand	ASIAN PACIFIC POSTAL UNION BUREAU	Management and admin services	102,407.89
United Kingdom of Great Britain and Northern Ireland	COE ALISON	Management and admin services	61,292.41
United Kingdom of Great Britain and Northern Ireland	OAG AVIATION GROUP LTD	Management and admin services	42,900.61
United Kingdom of Great Britain and Northern Ireland	PURDIE WORLDWIDE	Transportation, storage, mail services	40,289.17
United Kingdom of Great Britain and Northern Ireland	RUBRIC EUROPE LTD	Editorial, design, graphic services	41,326.70
United Republic of Tanzania	MOUNT MERU HOTEL	Travel, food and lodging	30,657.69

Location of supplier	Supplier name	Category description	Value (USD)
UPU continued			
United States of America	ORGANISATION DES NATIONS UNIES	Politics and civic affairs services	100,662.80
United States of America	SCHOEMAN MARK - THE COLOGRAPHY GROUP IN	Editorial, design, graphic services	129,488.71
Uruguay	UPAEP	Education and training services	918,334.59
WFP			
Afghanistan	ABDUL HADI STORE	Furniture	101,200.00
Afghanistan	AFGHAN BESIM MOBILE MONEY COMPANY	Politics and civic affairs services	160,718.48
Afghanistan	AFGHAN NATIONAL PETROLEUM LTD	Fuels and lubricants etc.	97,452.00
Afghanistan	AFGHAN NATIONAL PETROLEUM LTD	Public sector related services	50,665.00
Afghanistan	AFGHAN SOCIAL WELFARE DEVELOPMENT O	Education and training services	45,983.00
Afghanistan	AFGHAN TELECOM	Engineering and research services	107,544.00
Afghanistan	AINA AFGHAN MEDIA AND CULTURE CENTE	Management and admin services	245,950.00
Afghanistan	ALLIED MACHINERY LIMITED	Power generation machinery	71,650.00
Afghanistan	AMIR FAISAL LTD	Food and beverage products	1,825,724.75
Afghanistan	ARROW PETROLEM	Fuels and lubricants etc.	1,548,353.70
Afghanistan	ARYA FLOUR AND BREAD CO	Food and beverage products	1,539,393.80
Afghanistan	BAHADURI TRANSPORT - KANDAHAR	Transportation, storage, mail services	30,894.63
Afghanistan	BAKHTAR FLOUR MILLS	Food and beverage products	3,494,375.85
Afghanistan	BIG INTERNATIONAL TRANSIT AND FORWD	Transportation, storage, mail services	158,071.46
Afghanistan	BLACK WHITE CONSTRUCTION	Transportation, storage, mail services	80,036.06
Afghanistan	CHARLIE TANGO GOLF C T G	Management and admin services	966,089.13
Afghanistan	CHARLIE TANGO GOLF C T G	Transportation, storage, mail services	833,103.53
Afghanistan	DWA PVT LTD.	IT and communications equipment	169,364.86
Afghanistan	DWA PVT LTD.	Office equipment	24,403.36
Afghanistan	DWA PVT LTD.	Security and safety equipment	34,896.30
Afghanistan	GOLDEN EAGLE LOGISTIC LTD	Furniture	168,550.81
Afghanistan	HAJI MOHAMMAD ISHAQ	Management and admin services	32,875.02
Afghanistan	HASIB ZABI CONSTRUCTION CO.	Land, building and structures	338,534.52
Afghanistan	IDG SECURITY (AFGHANISTAN) LTD	Public order and security services	2,412,496.00
Afghanistan	IDS HAMKAAR	Management and admin services	1,082,514.45
Afghanistan	INSURANCE CORPORATION OF AFGANISTAN	Financial and insurance services	64,260.00
Afghanistan	MADERA	Management and admin services	265,441.22
Afghanistan	MHAWALA	Politics and civic affairs services	173,904.58
Afghanistan	MINISTRY OF WATER AND POWER	Electrical systems components	43,898.16
Afghanistan	MOHAMMAD HASHIM	Transportation, storage, mail services	35,952.90
Afghanistan	MUSTAFA JAMAL SILO CO	Food and beverage products	2,096,278.53
Afghanistan	NANGARHAR ELECTRICITY CHARGES COLLE	Office equipment	16,279.41
Afghanistan	NANGARHAR ELECTRICITY CHARGES COLLE	Public sector related services	24,271.12
Afghanistan	NATIONAL FUEL CORPORATION LTD	Fuels and lubricants etc.	518,630.00
Afghanistan	NATIONAL FUEL CORPORATION LTD	Public order and security services	1,440.00
Afghanistan	NATIONAL FUEL CORPORATION LTD	Public sector related services	28,800.51
Afghanistan	PAIKAR STARK SOLAR COMPANY	Education and training services	1,060.00
Afghanistan	PAIKAR STARK SOLAR COMPANY	Electrical systems components	15,650.00
Afghanistan	PAIKAR STARK SOLAR COMPANY	Industrial cleaning services	780.00
Afghanistan	PAIKAR STARK SOLAR COMPANY	IT and communications equipment	26,300.00
Afghanistan	PAIKAR STARK SOLAR COMPANY	Power generation machinery	109,220.00
Afghanistan	PAMIR BLAUR SALT REFINERY COMPANY	Food and beverage products	568,935.25
Afghanistan	RURAL REHABILITATION ASSOCIATION FO	Management and admin services	326,089.50
Afghanistan	SABAWOON ZUBAIR WHEAT AND FOOD PROD	Food and beverage products	947,552.50
Afghanistan	SAMIUL RAHMAN CONSTRUCTION CO. LTD	Building and maintenance services	29,489.48
Afghanistan	SAMIUL RAHMAN CONSTRUCTION CO. LTD	Security and safety equipment	1,228.39
Afghanistan	SEDIQULLAH KHAN	Transportation, storage, mail services	115,774.54
Afghanistan	SHAMEKH FARABAR INT'L TRANSPORT CO.	Transportation, storage, mail services	567,781.13
Afghanistan	SOFT POWER SOLUTIONS CONSULTANCY SE	Management and admin services	30,257.00
Afghanistan	STRATEX HOSPITALITY	Management and admin services	3,044,416.00
Afghanistan	TARHE NAW FOOD INDUSTRIES COMPANY	Food and beverage products	1,706,286.80
Afghanistan	UNDP REPRESENTATIVES IN AFGHANISTAN	Politics and civic affairs services	254,883.00
Afghanistan	UNDP REPRESENTATIVES IN AFGHANISTAN	Public order and security services	488,657.91
Afghanistan	UNDP REPRESENTATIVES IN AFGHANISTAN	Transportation, storage, mail services	41,036.69
Afghanistan	UNOPS-AFGHANISTAN	Public sector related services	750,000.00
Afghanistan	YOUSOFI TRANSPORTATION TRANSIT FOR	Transportation, storage, mail services	35,319.44
Algeria	AFIA INTERNATIONAL ALGERIE	Food and beverage products	1,771,694.53
Algeria	AGEFAL - SPA	Transportation, storage, mail services	43,568.36
Algeria	AGROSOLUTION	Land, building and structures	99,750.00
Algeria	BEKHOUCHE LAIHAR	Food and beverage products	688,063.55
Algeria	BEKHOUCHE LAIHAR	Transportation, storage, mail services	55,145.81
Algeria	CISP	Management and admin services	150,096.00
Algeria	CREAD	Management and admin services	46,287.20
Algeria	DATA TOOLS INFORMATIQUE	IT and communications equipment	33,854.69
Algeria	HAFIDA BENFAKHA	Management and admin services	93,654.69
Algeria	KHATTAR TAHAR	Transportation, storage, mail services	206,283.87
Algeria	SARL EL HAMIZ GRO ALIMENTAIRE	Food and beverage products	1,615,301.90
Algeria	SARL EL HAMIZ GRO ALIMENTAIRE	Transportation, storage, mail services	100,580.97
Algeria	SARL GRANDS MOULINS DAHMANI	Food and beverage products	169,237.56
Algeria	SPA COMPTOIR DU MAGHREG	Food and beverage products	210,330.03
Algeria	SPA LES GRANDS MOULINS DAHRA	Food and beverage products	423,706.06
Algeria	SPA LES MOULINS AZZOUZ	Food and beverage products	200,015.07
Algeria	SPA LES MOULINS DE LA CHORFA	Food and beverage products	273,487.49
Angola	TRANS TECH LOGISTICS PTY LTD	Transportation, storage, mail services	57,267.56
Arab Countries	AL EMAN MILLS	Food and beverage products	1,617,363.00
Arab Countries	AL SALAM FLOUR MILLS	Food and beverage products	783,235.00
Arab Countries	GOLDEN WHEAT MILLS PLC	Food and beverage products	2,313,749.05
Arab Countries	GOLDEN WHEAT MILLS PLC	Transportation, storage, mail services	107,500.00
Arab Countries	HAKIM EL ALLAMYA TRANSPORT LTD	Transportation, storage, mail services	114,786.32
Arab Countries	MOHAMMAD ABDUL FATAH SBEIH	Management and admin services	162,000.00

Location of supplier	Supplier name	Category description	Value (USD)
WFP continued			
Arab Countries	MOSLEH FOR GENERAL TRADING LTD.CO	Food and beverage products	182,341.50
Arab Countries	OVERSEAS COMMERCE LTD.	Transportation, storage, mail services	33,784.15
Arab Countries	PALPAY CO.	Politics and civic affairs services	174,500.00
Arab Countries	REACH FOR TELECOM SERVICES	Management and admin services	41,300.00
Arab Countries	SINIORA FOOD INDUSTRIES COMPANY	Food and beverage products	367,671.50
Arab Countries	UNITED NATIONS DEVELOPMENT PROGRAMM	Management and admin services	76,556.94
Arab Countries	UNITED NATIONS DEVELOPMENT PROGRAMM	Politics and civic affairs services	185,630.70
Arab Countries	WEST BANK SALT COMPANY LTD.	Food and beverage products	1,391,890.43
Arab Countries	WHITE CUP COMPANY	Office equipment	161,800.41
Argentina	ALL FOOD SA	Food and beverage products	1,372,512.40
Armenia	AAFPC ARMENIAN AMERICAN J.V. LLC	Food and beverage products	499,551.89
Armenia	AVAG SOLUTIONS LTD	Management and admin services	65,152.70
Armenia	COME N GO LLC	Furniture	31,919.30
Armenia	COME N GO LLC	Material handling machinery	6,749.38
Armenia	COME N GO LLC	Services industry equipment	114,799.90
Armenia	LANDTRANSIT LTD.	Transportation, storage, mail services	31,938.78
Armenia	MODUS GRANUM LLC	Food and beverage products	208,675.54
Armenia	NOR HATIK AGRICULTURAL COOPERATIVE	Food and beverage products	190,449.44
Armenia	S AND S LLC	Food and beverage products	315,954.12
Armenia	STARMALE LLC	Furniture	13,352.27
Armenia	STARMALE LLC	Material handling machinery	29,181.82
Armenia	STARMALE LLC	Services industry equipment	32,615.71
Armenia	UNIVERSAL ORDER LLC	Furniture	24,251.15
Armenia	UNIVERSAL ORDER LLC	Material handling machinery	15,472.95
Armenia	UNIVERSAL ORDER LLC	Services industry equipment	59,337.28
Asia not elsewhere specified	PAOLO SCERNI S.P.A.	Transportation, storage, mail services	34,731.35
Asia not elsewhere specified	PT DACHSER INDONESIA	Transportation, storage, mail services	51,677.47
Australia	ARB CORPORATION LIMITED	Motor vehicles and parts	47,475.06
Australia	CODAN LIMITED	Domestic appliances and electronics	511,667.98
Australia	CODAN LIMITED	Electrical systems components	81,863.92
Australia	CODAN LIMITED	IT and communications equipment	287,271.44
Australia	CODAN LIMITED	Motor vehicles and parts	224,231.53
Australia	INFINITY LEADERSHIP	Management and admin services	95,889.36
Australia	SAVE THE CHILDREN AUSTRALIA	Education and training services	30,000.00
Austria	ROSENBAUER INTERNATIONAL AG	Motor vehicles and parts	97,425.00
Bangladesh	AEGIS SERVICES LIMITED	Public order and security services	32,498.58
Bangladesh	ANALYTICAL SERVICE CELL BCSIR DHAKA	Engineering and research services	39,328.29
Bangladesh	BANGLADESH BUREAU OF STATISTICS	Management and admin services	103,930.40
Bangladesh	BENGAL POLYMER WARES LIMITED	Material handling machinery	34,734.41
Bangladesh	BHOLA AUTO RICE MILLS LTD	Management and admin services	145,311.22
Bangladesh	CHAIRMAN MINI AUTO CHAL KALL	Management and admin services	84,797.90
Bangladesh	DATA ANALYSIS AND TECHNICAL ASSISTA	Management and admin services	57,184.23
Bangladesh	DATA MANAGEMENT AID	Management and admin services	120,272.84
Bangladesh	DEEPA FOOD PRODUCTS LIMITED	Food and beverage products	1,093,379.41
Bangladesh	DESHBANDHU POLYMER LIMITED	Material handling machinery	165,823.61
Bangladesh	DEVELOPMENT RESEARCH INITIATIVE (DR	Management and admin services	110,140.05
Bangladesh	ERECTORS	Building and maintenance services	46,429.77
Bangladesh	FAYEZ AND BROTHERS FILLING STATION	Fuels and lubricants etc.	30,389.62
Bangladesh	G4S SECURE SOLUTIONS BANGLADESH (P)	Management and admin services	165,402.78
Bangladesh	HELEN KELLER INTERNATIONAL	Management and admin services	60,520.00
Bangladesh	HOOGLY BISCUIT COMPANY	Food and beverage products	177,639.42
Bangladesh	IGLOO FOODS LTD	Food and beverage products	44,590.41
Bangladesh	INTERNATIONAL CENTRE FOR DIARRHOEAL	Management and admin services	159,378.00
Bangladesh	JANATA BISCUIT COMPANY	Food and beverage products	85,027.09
Bangladesh	KHALEQUE SERVICE STATION	Fuels and lubricants etc.	31,609.21
Bangladesh	M S BHAI-BON RICE MILL	Food and beverage products	198,978.20
Bangladesh	M S BHAI-BON RICE MILL	Management and admin services	51,878.57
Bangladesh	M S MEGHNA AUTO RICE MILL	Management and admin services	43,450.01
Bangladesh	M/S ARID CONSTRUCTION	Engineering and research services	89,018.95
Bangladesh	M/S CHAYTARA RICE AND FLOUR MILLS	Management and admin services	34,321.12
Bangladesh	M/S JANATA AUTO AND DRYER RICE MILL	Management and admin services	31,429.74
Bangladesh	M/S SHAMSUL ALAM	Food and beverage products	3,521,250.01
Bangladesh	MS HAIDER CONSTRUCTION	Environmental services	40,000.00
Bangladesh	NEW OLYMPIA BISCUIT FACTORY (PVT) L	Food and beverage products	450,481.35
Bangladesh	PRAN DAIRY LTD	Food and beverage products	188,898.29
Bangladesh	QUADERIA INTERNATIONAL LIMITED	Material handling machinery	189,368.15
Bangladesh	S.S. CORPORATION	Food and beverage products	36,109.70
Bangladesh	SAMATA TRADERS	Food and beverage products	864,326.19
Bangladesh	SMART SERVICES LTD.	Management and admin services	133,836.40
Bangladesh	UIC	Industrial cleaning services	37,500.00
Bangladesh	UNDP DHAKA	Management and admin services	313,221.52
Bangladesh	UNDP DHAKA	Politics and civic affairs services	29,651.24
Bangladesh	UNDP DHAKA	Public order and security services	28,490.21
Bangladesh	ZANALA BANGLADESH LTD	Education and training services	38,958.90
Belarus	ALC BELSNABPROM	Transportation, storage, mail services	981,050.00
Belarus	JSC AIRCOMPANY GRODNO	Building and maintenance services	10,000.00
Belarus	JSC AIRCOMPANY GRODNO	Financial and insurance services	2,921.21
Belarus	JSC AIRCOMPANY GRODNO	Transportation, storage, mail services	192,494.32
Belgium	ACBELU S P R L	Editorial, design, graphic services	81,733.45
Belgium	ADM ANTWERP N V	Food and beverage products	3,795,454.15
Belgium	ALPINTER SA	Domestic appliances and electronics	44,128.00
Belgium	ALPINTER SA	Sports and recreational equipment	152,765.60
Belgium	ALPINTER SA	Transportation, storage, mail services	540.00
Belgium	FLEISHMAN HILLARD SA	Management and admin services	804,882.36

Location of supplier	Supplier name	Category description	Value (USD)
WFP continued			
Belgium	LOYALTEK	IT and communications equipment	60,750.00
Belgium	MICHIELS FABRIEKEN N.V.	Food and beverage products	49,973,324.08
Belgium	OXFAM	Management and admin services	154,275.00
Belgium	PHOENIX EAGLE GROUP NV	Food and beverage products	1,552,409.73
Belgium	PHOENIX EAGLE GROUP NV	Transportation, storage, mail services	73,365.00
Belgium	PT DACHSER INDONESIA	Transportation, storage, mail services	196,129.23
Belgium	S.W.I.F.T SCRL	Financial and insurance services	31,990.52
Belgium	TRANSTEC SA	Management and admin services	723,750.00
Benin	CENTRE REGIONAL DE NUTRITION ET D A	Management and admin services	100,000.00
Benin	ETS CHEZ JOHN	Food and beverage products	842,580.74
Benin	ETS OMONLOGO ET FILS	Food and beverage products	2,010,678.67
Benin	INSAE	Industrial cleaning services	102,365.29
Benin	LATOUNDJI EPSE DO REGO ROUKAYATOU	Management and admin services	32,545.75
Benin	SOCIETE CAT LOGISTICS BENIN SARL	Transportation, storage, mail services	138,035.44
Bhutan	CHHARU TSHONGDEL	Food and beverage products	315,762.59
Bolivia (Plurinational State of)	ADM-SAO S.A.	Food and beverage products	79,944.08
Bolivia (Plurinational State of)	COMPAÑÍA INDUSTRIAL COMERCIAL	Food and beverage products	122,792.18
Bolivia (Plurinational State of)	INDUSTRIAS DE ACEITE S.A.	Food and beverage products	72,929.37
Bolivia (Plurinational State of)	MOLINO ANDINO S.A.	Food and beverage products	282,953.97
Bolivia (Plurinational State of)	TOYOSA S.A.	Motor vehicles and parts	51,449.35
Bolivia (Plurinational State of)	UNICEF	Management and admin services	42,055.92
Brazil	JOSE MARTINS SOLUCOES EM DESENVOLVI	Management and admin services	134,701.58
Brazil	LEVEL 3 COMUNICACOES DO BRASIL LTDA	Engineering and research services	30,480.00
Brazil	UNITED NATIONS DEVELOPMENT PROGRAMM	Management and admin services	540,000.00
Bulgaria	HELI AIR SERVICES	Transportation, storage, mail services	4,442,392.32
Bulgaria	SERDIKA LTD	Industrial cleaning services	146,663.89
Bulgaria	SERDIKA LTD	Transportation, storage, mail services	770,003.00
Burkina Faso	AFDR -ASSOCIATION FORMATION DEVELOP	Food and beverage products	389,580.62
Burkina Faso	BAITOUL MAAL	Politics and civic affairs services	45,897.42
Burkina Faso	BENEWENDE SERVICES	Farming, fishing equipment	73,216.54
Burkina Faso	BURKINA REGULATION	Power generation machinery	18,354.40
Burkina Faso	BURKINA REGULATION	Services industry equipment	12,368.96
Burkina Faso	BURVAL SECURITY AND EQUIPMENTS	Environmental services	46,595.87
Burkina Faso	BURVAL SECURITY AND EQUIPMENTS	Industrial cleaning services	64,079.63
Burkina Faso	BURVAL SECURITY AND EQUIPMENTS	Security and safety equipment	46,038.85
Burkina Faso	CAP- COOPERATIVE AGRICOLE DU PASSOR	Food and beverage products	46,013.22
Burkina Faso	DAMCO TOGO SA	Transportation, storage, mail services	41,580.96
Burkina Faso	ENTREPRISE DE GARDIENNAGE DE SURVEI	Transportation, storage, mail services	48,151.22
Burkina Faso	GROUPE VELEGDA SARL	Food and beverage products	1,693,025.48
Burkina Faso	KING AGRO	Mining and well drilling equipment	55,894.81
Burkina Faso	KOSSAM NAYE BODEDJI	Food and beverage products	70,534.91
Burkina Faso	KOSSAM SAYE	Food and beverage products	83,238.09
Burkina Faso	MEDLOG TOGO	Transportation, storage, mail services	89,373.45
Burkina Faso	ONATEL (OFFICE NATIONAL DE TÉLÉCOM.	Engineering and research services	49,770.26
Burkina Faso	SMTGC	Environmental services	57,324.85
Burkina Faso	SOS SAHEL INTERNATIONAL BURKINA FAS	Industrial cleaning services	74,280.70
Burkina Faso	SOS SAHEL INTERNATIONAL BURKINA FAS	Politics and civic affairs services	138,782.99
Burkina Faso	TOTAL ACCES OUAGA	Security and safety equipment	44,732.12
Burkina Faso	UNION DES GROUPEMENTS DE PRODUCTEUR	Food and beverage products	36,019.89
Burundi	ABAJAMUGAMBI	Food and beverage products	55,452.95
Burundi	ALINE NSHIMIRIMANA	Industrial manufacturing services	88,402.82
Burundi	ASSOCIATION TURWIZUMWIMBU	Food and beverage products	145,478.50
Burundi	ATELIER MECANIQUE GENERAL ARCHITECT	Material handling machinery	200,689.99
Burundi	BIKANDA PROTAIS	Food and beverage products	378,179.63
Burundi	BURUNDI QUALITY STOVE S.A.	Public sector related services	161,133.95
Burundi	CARITAS BURUNDI	Industrial cleaning services	44,137.87
Burundi	CENTRE BURUNDAIS DE L'INTERNET CBIN	Engineering and research services	36,327.37
Burundi	CENTRE UNIVERSITAIRE DE RECHERCHE D	Industrial cleaning services	91,099.77
Burundi	COOPERATIVE MUHUZU	Food and beverage products	164,203.16
Burundi	COOPERATIVE TERIMBERE KIYONZA	Food and beverage products	49,315.25
Burundi	COOPERATIVE TWUNGURANE UBWENGE	Food and beverage products	123,291.81
Burundi	DEDOUANEMENT TRANSIT ET TRANSPORT	Transportation, storage, mail services	37,649.43
Burundi	DUHURIKIRE HAMWE	Food and beverage products	350,345.91
Burundi	ENGEN-PETROLEUM	Fuels and lubricants etc.	149,040.97
Burundi	ETS NDORICIMPA JEAN BOSCO	Land, building and structures	34,500.00
Burundi	ETS NDORICIMPA JEAN BOSCO	Management and admin services	15,000.00
Burundi	GARAGE CITY MOTORS	Transportation, storage, mail services	819,988.97
Burundi	GIRUMWETE DUKORE	Food and beverage products	138,690.75
Burundi	GLOBAL CONSULTING GROUP S.A	Transportation, storage, mail services	107,822.20
Burundi	HASSAN JUMA	Industrial manufacturing services	81,511.60
Burundi	INTERPETROL S.A	Fuels and lubricants etc.	79,514.17
Burundi	INTERPETROL S.A	Transportation, storage, mail services	141,062.15
Burundi	KIROSHO ZUBERI	Management and admin services	34,840.33
Burundi	KOMEZIBIKORWA	Food and beverage products	73,571.91
Burundi	LATIF SALEH ADAM	Management and admin services	134,900.00
Burundi	MODERN DAIRY BURUNDI	Food and beverage products	848,971.67
Burundi	NIYIZONKIZA ERNEST	Food and beverage products	79,553.60
Burundi	NTAKARUTIMANA NESTOR	Food and beverage products	413,638.16
Burundi	PAUL CRAEMER GMBH	Material handling machinery	68,988.79
Burundi	PROGRAMME NATIONAL DE LUTTE CONTRE	Education and training services	53,647.04
Burundi	PROTECTION-SURVEILLANCE-GARDIENNAGE	Public order and security services	234,420.81
Burundi	PROVINCE SANITAIRE DE RUYIGI	Public sector related services	72,271.98
Burundi	SOTREXCO INTERNATIONAL BURUNDI	Transportation, storage, mail services	46,529.96
Burundi	THE CHARTERED INSTITUTE OF PUBLIC F	Education and training services	1,301.00

Location of supplier	Supplier name	Category description	Value (USD)
WFP continued			
Burundi	TUBEHONEZA	Food and beverage products	466,819.29
Burundi	TUZIGANIRIZE AKAZOZA	Food and beverage products	44,143.15
Burundi	TWIMBURIREHAMWE	Food and beverage products	166,533.97
Burundi	TWIYUNGE DE KABAMBA	Food and beverage products	460,840.34
Burundi	TWIZIGIRANE	Food and beverage products	689,431.23
Burundi	UNITED NATIONS DEVELOPMENT PROGRAM	Politics and civic affairs services	292,171.03
Burundi	WANAINCHI FOOD PRODUCTS	Food and beverage products	59,258.77
Burundi	ZENITH	Transportation, storage, mail services	50,342.82
Cambodia	ICE ELECTRONICS CO LTD	IT and communications equipment	53,475.00
Cambodia	L H A IMPORT EXPORT & TRANSPORTATIO	Transportation, storage, mail services	282,701.74
Cambodia	MR. SEN SOTH	Land, building and structures	20,004.00
Cambodia	MR. SEN SOTH	Management and admin services	9,996.00
Cambodia	PHALLY CHHEANG	Management and admin services	117,000.00
Cambodia	R.T.C. COMPANY LTD.	Transportation, storage, mail services	46,138.12
Cambodia	SAFEGUARDS SECURITIES CAMBODIA LTD	Transportation, storage, mail services	43,975.80
Cambodia	SBK RESEARCH AND DEVELOPMENT CO LTD	Management and admin services	39,060.95
Cambodia	TKY CONSTRUCTION AND TRANSPORT CO L	Transportation, storage, mail services	444,591.67
Cameroon	AFRICAN RESOURCE GROUP CAMEROON LTD	Management and admin services	50,700.00
Cameroon	BOLLORE AFRICA LOGISTICS	Transportation, storage, mail services	2,420,292.33
Cameroon	CENTRALE D'INSTALLATIONS INDUSTRIEL	Electrical systems components	42,866.84
Cameroon	CENTRALE D'INSTALLATIONS INDUSTRIEL	Power generation machinery	95,409.39
Cameroon	DAK SERVICES	Public order and security services	509,606.75
Cameroon	DAK SERVICES	Security and safety equipment	1,588.49
Cameroon	DAK SERVICES	Transportation, storage, mail services	6,070.42
Cameroon	DONVIDEX SUPPORT SERVICES	Electrical systems components	48,966.75
Cameroon	ETS BELLO BOUBAKARY	Food and beverage products	1,971,555.25
Cameroon	ETS BELLO MAIGARI	Transportation, storage, mail services	276,145.87
Cameroon	ETS BRIMOTECH	IT and communications equipment	46,314.03
Cameroon	ETS CBE/BD	Material handling machinery	32,745.92
Cameroon	ETS CBE/BD	Transportation, storage, mail services	48,932.95
Cameroon	ETS HAMADOU BACHIROU	Transportation, storage, mail services	62,045.58
Cameroon	ETS HAYBA & FILS	Food and beverage products	2,022,631.40
Cameroon	ETS JYVAN	Domestic appliances and electronics	53,662.12
Cameroon	ETS JYVAN	Farming, fishing equipment	30,605.02
Cameroon	ETS JYVAN	Office equipment	63,514.02
Cameroon	ETS JYVAN	Sports and recreational equipment	48,689.80
Cameroon	ETS JYVAN	Transportation, storage, mail services	1,445.34
Cameroon	ETS METEL	Transportation, storage, mail services	76,746.33
Cameroon	ETS NZUDIE JEAN CLAUDE	Transportation, storage, mail services	79,639.81
Cameroon	ETS SALIBA	Food and beverage products	1,446,188.40
Cameroon	ETS SOMODA	Transportation, storage, mail services	36,512.87
Cameroon	GETMA CAMEROUN	Transportation, storage, mail services	89,753.71
Cameroon	HORIZON 37 SARL	Apparel, luggage and personal care	50,827.47
Cameroon	ICRAFON	Transportation, storage, mail services	148,713.55
Cameroon	LEG INVEST SARL	Food and beverage products	1,898,565.35
Cameroon	LEG INVEST SARL	Transportation, storage, mail services	34,791.51
Cameroon	LES AEROPORTS DU CAMEROUN S.A (ADC)	Transportation, storage, mail services	411,992.02
Cameroon	LIHA' A INTER	Farming, fishing equipment	110,935.96
Cameroon	LIHA' A INTER	Laboratory and testing equipment	9,889.72
Cameroon	LMT GROUP AXESSS SA	Industrial cleaning services	30,772.15
Cameroon	MAISCAM	Food and beverage products	267,607.04
Cameroon	MANU CYCLE	Motor vehicles and parts	56,926.77
Cameroon	MANU CYCLE	Sports and recreational equipment	190,784.53
Cameroon	MANU CYCLE	Transportation, storage, mail services	7,226.69
Cameroon	MEDLOG CAMEROON	Transportation, storage, mail services	2,533,983.60
Cameroon	MTN CAMERROON LTD	Engineering and research services	164,037.69
Cameroon	MTN CAMERROON LTD	IT and communications equipment	184,420.87
Cameroon	MTN CAMERROON LTD	Politics and civic affairs services	120,943.26
Cameroon	PROFESSIONNELS D EQUIPEMENTS	Domestic appliances and electronics	55,541.53
Cameroon	PROFESSIONNELS D EQUIPEMENTS	Farming, fishing equipment	33,802.82
Cameroon	PROFESSIONNELS D EQUIPEMENTS	Mining and well drilling equipment	71,938.34
Cameroon	PROFESSIONNELS D EQUIPEMENTS	Services industry equipment	66,610.83
Cameroon	SETRACONET SARL	Food and beverage products	323,940.26
Cameroon	SIMTECH-3D SARL	Environmental services	66,524.62
Cameroon	SOCAPURSEL S. A	Food and beverage products	3,103,443.01
Cameroon	SOCIETE ALIMENTAIRE DU CAMEROUN (SO	Food and beverage products	160,886.92
Cameroon	SOCIETE DE COMMERCE DE REPRESENTATI	Transportation, storage, mail services	1,123,167.65
Cameroon	SOCIETE TROUA MALA (SOTRAM SARL)	Transportation, storage, mail services	471,539.78
Cameroon	SOREPS SARL	Management and admin services	154,840.81
Cameroon	TOTAL CAMEROUN	Fuels and lubricants etc.	120,405.67
Cameroon	TOTAL CAMEROUN	Transportation, storage, mail services	9,951.59
Cameroon	TOURISTIQUE COLIS ET COURRIER EXPRE	Transportation, storage, mail services	807,751.10
Cameroon	TRANSIMEX	Transportation, storage, mail services	41,810.64
Cameroon	UNITED NATIONS DEVELOPMENT PROGRAMM	Politics and civic affairs services	119,806.33
Canada	AGT FOODS	Food and beverage products	1,724,797.50
Canada	CANADEM	Management and admin services	55,768.29
Canada	CORITY SOFTWARE INC.	Industrial cleaning services	9,100.00
Canada	CORITY SOFTWARE INC.	IT and communications equipment	130,724.51
Canada	CORITY SOFTWARE INC.	Travel, food and lodging	5,535.48
Canada	DUNDEX	Financial and insurance services	75,000.00
Canada	DUNDEX	Management and admin services	85,807.00
Canada	ECOLE NATIONALE DADMINISTRATION PUB	Transportation, storage, mail services	34,000.00
Canada	GUARDIAN HELICOPTERS INC	Building and maintenance services	20,000.00
Canada	GUARDIAN HELICOPTERS INC	Financial and insurance services	11,726.28

Location of supplier	Supplier name	Category description	Value (USD)
WFP continued			
Canada	GUARDIAN HELICOPTERS INC	Transportation, storage, mail services	3,142,595.90
Canada	ILTA GRAIN INC.	Food and beverage products	1,722,004.50
Canada	MIST MOBILITY INTEGRATED SYSTEMS TE	Transportation, storage, mail services	6,459,868.34
Canada	PORTSERV INTERNATIONAL LTD	Financial and insurance services	23,550.00
Canada	PORTSERV INTERNATIONAL LTD	Industrial cleaning services	55,998.27
Canada	PORTSERV INTERNATIONAL LTD	Transportation, storage, mail services	6,445,612.78
Canada	SCOULAR CANADA LTD	Food and beverage products	2,015,310.00
Canada	SETYM INTERNATIONAL INC	Education and training services	38,431.60
Canada	TECHNOLOGIES DEVALTO INC	Management and admin services	573,724.00
Canada	TRADEWINDS SHIPPING, INC.	Industrial cleaning services	18,645.44
Canada	TRADEWINDS SHIPPING, INC.	Transportation, storage, mail services	2,498,350.70
Canada	VITERRA	Food and beverage products	857,913.94
Canada	VOYAGEUR AIRWAYS LIMITED	Building and maintenance services	20,000.00
Canada	VOYAGEUR AIRWAYS LIMITED	Transportation, storage, mail services	4,424,986.00
Central African Republic	AMADOU SAMBO	Transportation, storage, mail services	214,600.38
Central African Republic	ASECNA	Transportation, storage, mail services	129,113.83
Central African Republic	ASSOCIATION DES ENCADREURS AGRICOLE	Food and beverage products	78,139.87
Central African Republic	ASSOCIATION DES RESSORTISSANTS DE N	Food and beverage products	61,813.07
Central African Republic	AVIATION HANDLING (GH) LTD	Transportation, storage, mail services	53,310.00
Central African Republic	AVIATION HANDLING SERVICES-CENTRAFR	Transportation, storage, mail services	102,372.18
Central African Republic	BOLLORE AFRICA LOGISTICS	Transportation, storage, mail services	6,699,169.50
Central African Republic	BOLLORE TRANSPORT AND LOGISTICS CEN	Engineering and research services	92,246.38
Central African Republic	BOLLORE TRANSPORT AND LOGISTICS CEN	Industrial cleaning services	36,034.70
Central African Republic	CENTRAL AFRICAN TRANSPORT	Transportation, storage, mail services	237,271.17
Central African Republic	CFAO CENTRAFRIQUE (CENTRAL MOTORS)	Motor vehicles and parts	35,621.18
Central African Republic	COLALU	Domestic appliances and electronics	262,550.26
Central African Republic	EDJAFF	Transportation, storage, mail services	98,047.13
Central African Republic	ETS DOLPH	Material handling machinery	72,771.57
Central African Republic	LJD CONSULTING & SERVICE	Transportation, storage, mail services	555,933.76
Central African Republic	MENDES FRANCISCO DACOSTA	Transportation, storage, mail services	31,898.45
Central African Republic	ORANGE CENTRAFRIQUE	Engineering and research services	76,319.56
Central African Republic	PNUD	Fuels and lubricants etc.	20,218.17
Central African Republic	PNUD	Industrial cleaning services	42,979.57
Central African Republic	PNUD	Politics and civic affairs services	51,098.14
Central African Republic	PNUD	Security and safety equipment	55,002.56
Central African Republic	POWERS SECURITE	Public order and security services	257,057.28
Central African Republic	RH2P	Transportation, storage, mail services	64,808.11
Central African Republic	SECURITE CENTRAFRICAINE DE GARDIENN	Transportation, storage, mail services	56,396.84
Central African Republic	SOCIETE C'JUST DISTRIBUTION	Industrial cleaning services	34,468.81
Central African Republic	SOUS FEDERATION DES PRODUCTEURS DE	Food and beverage products	571,769.57
Central African Republic	SUNU ASSURANCES IARD CENTRAFRIQUE	Financial and insurance services	30,386.38
Central African Republic	TOTAL CENTRAFRIQUE	Fuels and lubricants etc.	914,056.00
Central African Republic	UNICEF FONDS DES NATIONS UNIES POU	Industrial cleaning services	129,627.56
Central African Republic	UNICEF FONDS DES NATIONS UNIES POU	Public order and security services	50,136.76
Central African Republic	UNITED NATIONS MULTIDIMENSIONAL INT	Fuels and lubricants etc.	220,081.49
Central African Republic	VIA AIR SURL	Transportation, storage, mail services	648,452.54
Chad	ABAKAR MOUSSA CHAFFA	Transportation, storage, mail services	130,703.76
Chad	ABDESSALAM MAHAMAT	Food and beverage products	511,153.70
Chad	AHMAT TIDIR	Transportation, storage, mail services	43,148.79
Chad	AIRTEL	Engineering and research services	311,854.69
Chad	AL TANMYA	Transportation, storage, mail services	350,133.42
Chad	ASECNA	Transportation, storage, mail services	193,474.03
Chad	ASSOCIATION TCHADIENNE POUR L ETUDE	Management and admin services	187,272.66
Chad	BISSAM POUR LA CONSTRUCTION ET LES	Transportation, storage, mail services	64,143.70
Chad	BOLLORE AFRICA LOGISTICS	Transportation, storage, mail services	8,611,028.48
Chad	CHUTO AND FRERES	Food and beverage products	514,969.90
Chad	COOPBADJA COOPERATIVE BADJA	Food and beverage products	136,014.80
Chad	COPGARD	Management and admin services	160,734.62
Chad	DJIBERA TRANSPORT ROUTIER DTR	Transportation, storage, mail services	250,284.90
Chad	EMPLOI SERVICE TCHAD	Transportation, storage, mail services	151,753.65
Chad	ENTREPRISE DE CONSTRUCTION DE COMME	Food and beverage products	71,151.29
Chad	ENTREPRISE LE ROC SARL	Building and maintenance services	37,463.31
Chad	ETABLISSEMENT TOURIYA	Transportation, storage, mail services	39,099.10
Chad	ETS GUINASSOU	Transportation, storage, mail services	223,318.36
Chad	ETS LA RACINE TRADE MARKET	Food and beverage products	1,004,779.18
Chad	ETS LA RACINE TRADE MARKET	Transportation, storage, mail services	67,530.10
Chad	ETS WADI AZOUM	Food and beverage products	170,018.50
Chad	ETS WADI AZOUM	Transportation, storage, mail services	149,698.65
Chad	EXPRESS UNION TCHAD S A	Politics and civic affairs services	90,793.23
Chad	GARANTIE SECURITE PRIVEE	Public order and security services	269,187.63
Chad	GARANTIE SECURITE PRIVEE	Transportation, storage, mail services	459,253.01
Chad	INTERNATIONAL ORGANIZATION FOR MIGR	Public sector related services	45,919.14
Chad	KAIBO	Transportation, storage, mail services	170,188.51
Chad	LE BALAI MAGIQUE	Industrial cleaning services	272,167.85
Chad	LIBYA OIL CHAD S.A.	Fuels and lubricants etc.	843,745.50
Chad	LOGISTICS INTERNATIONAL	Education and training services	37,014.85
Chad	LOGISTICS INTERNATIONAL	Transportation, storage, mail services	193,270.93
Chad	MAHAMAT ABBA MALLOUM	Transportation, storage, mail services	46,874.37
Chad	MAHAMAT BARADINE	Transportation, storage, mail services	115,185.23
Chad	MILLICOM TCHAD SA	Politics and civic affairs services	792,617.27
Chad	MOUSSA SOULEYMANE NARKAS	Transportation, storage, mail services	47,258.06
Chad	SGCET SOCIETE GENERALE DE CONSTRUC	Transportation, storage, mail services	101,817.77
Chad	SNASE.SARL	Public order and security services	221,857.38
Chad	SNASE.SARL	Transportation, storage, mail services	639,215.66

Location of supplier	Supplier name	Category description	Value (USD)
WFP continued			
Chad	SOCIETE BAKHIT AWARE	Transportation, storage, mail services	116,250.48
Chad	SOCIETE CONTRAT	Transportation, storage, mail services	174,371.34
Chad	SOCIETE NATIONALE D ELECTRICITE	Public sector related services	108,776.02
Chad	SOCIETE RAHAMAT	Food and beverage products	435,864.19
Chad	SOCIETE TANDOYE	Transportation, storage, mail services	31,155.03
Chad	SOCIETE WADI KANG COMMERCE GENERAL	Transportation, storage, mail services	32,560.02
Chad	SOKACOGET SARL	Education and training services	32,500.96
Chad	SOKACOGET SARL	Transportation, storage, mail services	379,850.46
Chad	SOLUXE INTERNATIONAL DE PRODUCTION	Services industry equipment	126,527.20
Chad	SOTEXHO NOVOTEL	Transportation, storage, mail services	94,086.59
Chad	SPP TCHAD SA	Fuels and lubricants etc.	570,399.47
Chad	STE TRANSPORT ROUTIER GARAYE	Transportation, storage, mail services	180,071.47
Chad	TOTAL MARKETING TCHAD	Fuels and lubricants etc.	1,616,063.57
Chad	TRAMES SARL	Transportation, storage, mail services	115,737.56
Chad	TRANSIMEX	Transportation, storage, mail services	70,384.29
Chad	UNDP -TCHAD	Politics and civic affairs services	216,979.18
Chad	WADI MOURA	Education and training services	76,306.67
Chad	WADI MOURA	Transportation, storage, mail services	42,231.95
Chile	ECLAC-ECONOMIC COMMISSION FOR LATIN	Education and training services	50,000.00
Chile	UNDP CHILE	Politics and civic affairs services	66,044.85
Chile	UNITED NATIONS ECONOMIC COMMISSION	Politics and civic affairs services	35,000.00
China	BEIJING DONG HANG SHI JI AUTOMOBILE	Motor vehicles and parts	37,602.10
China	BEIJING HOUSING SERVICE CORPORATION	Management and admin services	53,120.46
China	BUHLER FOOD (WUXI) CO. LTD	Food and beverage products	61,600.00
China	CENTER OF INTERNATIONAL COOPERATION	Management and admin services	35,175.22
China	COFCO INTERNATIONAL (BEIJING) LTD.	Food and beverage products	5,090,027.00
China	DANDONG JILI TRADING CO LTD	Material handling machinery	146,829.73
China	DANDONG JINHUI TRADE CO. LTD	Farming, fishing equipment	36,894.19
China	DANDONG JINHUI TRADE CO. LTD	Material handling machinery	145,340.93
China	DANDONG JINHUI TRADE CO. LTD	Mining and well drilling equipment	186,023.24
China	DANDONG JINHUI TRADE CO. LTD	Services industry equipment	46,870.30
China	DANDONG ZHONGWEI INDUSTRIAL TRADING	Personal and domestic services	119,603.72
China	DSM VITAMINS (SHANGHAI) LIMITED	Food and beverage products	194,400.00
China	LIAONING TAIXING INTERNATIONAL TRAD	Material handling machinery	155,372.30
China	LUQIANG ENERGY EQUIPMENT CO LTD	Motor vehicles and parts	35,400.00
China	PUJIANG WELFORD INDUSTRIAL LIMITED	Management and admin services	83,538.80
China	SHANGHAI YANGFAN INDUSTRIAL COMPANY	Sports and recreational equipment	1,173,116.24
China	UNITED NATIONS DEVELOPMENT PROGRAMM	Management and admin services	89,673.27
Colombia	AEROVIAJES PACIFICO DE BOGOTA S A	Education and training services	56,264.29
Colombia	ALMAGRARIO S.A	Transportation, storage, mail services	58,432.31
Colombia	ARROCERA GELVEZ S.A.	Food and beverage products	72,629.91
Colombia	ASOCIACION DE AGRICULTORES VEREDA E	Food and beverage products	1,569,500.00
Colombia	CCM LOGISTICA S.A.S.	Politics and civic affairs services	86,637.79
Colombia	CCM LOGISTICA S.A.S.	Transportation, storage, mail services	74,198.34
Colombia	COLTANQUES S A S	Transportation, storage, mail services	56,323.04
Colombia	COOPERATIVA DE PRODUCTORES DE LECHE	Food and beverage products	60,319.38
Colombia	DEL VALLE S.A.	Food and beverage products	162,839.22
Colombia	DISTRIBUIDORA NISSI E.U	Domestic appliances and electronics	58,707.16
Colombia	ECONOMETRIA S.A	Management and admin services	228,077.60
Colombia	INDUSTRIAS LOMA S A S	Food and beverage products	68,295.18
Colombia	INTRACARGA S.A	Land, building and structures	58,032.68
Colombia	INTRACARGA S.A	Politics and civic affairs services	41,819.39
Colombia	INTRACARGA S.A	Transportation, storage, mail services	60,505.17
Colombia	MOLINOS DEL ATLANTICO S.A.	Food and beverage products	98,646.42
Colombia	NABUCO S A S	Management and admin services	37,665.42
Colombia	NUEVA BODEGA MAYORISTA LTDA.	Domestic appliances and electronics	61,341.63
Colombia	PRODUCTOS ALIMENTICIOS DORIA S.A.S.	Food and beverage products	264,113.57
Colombia	RICARDO MANDON NAVARRO	Material handling machinery	36,327.21
Colombia	SENSETA COLOMBIA S.A.S.	Management and admin services	80,355.24
Colombia	SOLUCIONES EN PUNTO S.A.S	Domestic appliances and electronics	441,884.65
Colombia	SUDESPENSA DE GRANO BARRAGAN S.A	Food and beverage products	440,040.23
Colombia	TORRADO PAEZ JOSE MARIA	Politics and civic affairs services	46,984.34
Congo	AIRTEL CONGO S.A.	IT and communications equipment	56,353.68
Congo	CAISSE MUTUELLE D'EPARGNE ET DE CRE	Mining and well drilling equipment	36,068.39
Congo	CARITAS CONGO	Management and admin services	39,851.04
Congo	ECOLOGIE OIL ENERGIE	Food and beverage products	709,933.85
Congo	ETS LA PAIX	Transportation, storage, mail services	44,503.36
Congo	FOOD AND AGRICULTURAL ORGANIZATION	Healthcare services	93,439.58
Congo	SOCIETE CREAGEM SARLU	Transportation, storage, mail services	30,283.19
Congo	SOCIETE MOKALA	Motor vehicles and parts	36,857.78
Congo	TRANSIT MARITIME CONGOLAIS (TMC)	Transportation, storage, mail services	283,412.77
Côte d'Ivoire	AGRICULTURAL AND MANAGEMENT COMPANY	Food and beverage products	45,820.44
Côte d'Ivoire	BOLLORE AFRICA LOGISTICS COTE D'IVO	Transportation, storage, mail services	135,202.90
Côte d'Ivoire	CAPEC PRESTATIONS SERVICES	Management and admin services	101,517.02
Côte d'Ivoire	CI-SANIA	Food and beverage products	45,444.42
Côte d'Ivoire	GROUP 4 SECURICOR	Transportation, storage, mail services	35,302.73
Côte d'Ivoire	LAGUNE TRANSIT ABIDJAN	Transportation, storage, mail services	37,635.61
Côte d'Ivoire	MEDIATEC	IT and communications equipment	19,933.15
Côte d'Ivoire	MEDIATEC	Office equipment	10,943.19
Côte d'Ivoire	MTN MFS CI/POOL	Politics and civic affairs services	42,387.48
Côte d'Ivoire	PNUD CÔTE D'IVOIRE	Politics and civic affairs services	52,635.00
Côte d'Ivoire	ROI DES DRAPS AND VAISSELLES SARL	Land, building and structures	145,183.31
Côte d'Ivoire	SARL OPTIMUS CI	Farming, fishing equipment	38,552.23
Côte d'Ivoire	SARL OPTIMUS CI	Food and beverage products	130.13

Location of supplier	Supplier name	Category description	Value (USD)
WFP continued			
Côte d'Ivoire	SARL OPTIMUS CI	Mining and well drilling equipment	70,256.43
Côte d'Ivoire	SARL OPTIMUS CI	Printing, photo and AV equipment	1,798.29
Côte d'Ivoire	SARL OPTIMUS CI	Services industry equipment	43,288.84
Côte d'Ivoire	SCI TIMA	Transportation, storage, mail services	112,665.31
Côte d'Ivoire	SOCIETE CIVILE IMMOBILIERE LA GRACE	Public sector related services	44,526.48
Côte d'Ivoire	SOCIETE COOPERATIVE DEPARTEMENTALE	Food and beverage products	330,051.44
Côte d'Ivoire	SOCIETE COOPERATIVE DJIGUI (SOCODJI	Food and beverage products	58,388.74
Côte d'Ivoire	SOCIETE MAINTENANCE ORGANISATION	Public order and security services	40,118.81
Côte d'Ivoire	SOCIETE MAINTENANCE ORGANISATION	Transportation, storage, mail services	33,687.57
Côte d'Ivoire	SPDC SOFITEL ABIDJAN HOTEL IVOIRE	Education and training services	95,116.44
Cuba	CES CO.LTD.	Farming, fishing equipment	79,958.65
Cuba	EMPRESA COMERCIALIZADORA/IMPORTADOR	Food and beverage products	51,457.64
Cyprus	CAMP OPERATING GROUP LTD	Management and admin services	211,150.00
Czechia	MILAN HAVLIN – PRESTO	Editorial, design, graphic services	34,678.10
Democratic People's Republic of Korea	KOREA U.A. TRADING CORPORATION	Transportation, storage, mail services	88,598.81
Democratic People's Republic of Korea	SERVICE BUREAU FUEL STATION	Fuels and lubricants etc.	78,901.46
Democratic People's Republic of Korea	UNITED NATIONS DEVELOPMENT PROGRAMM	Politics and civic affairs services	33,489.67
Democratic Republic of the Congo	AFRICOM	Fuels and lubricants etc.	8,100.00
Democratic Republic of the Congo	AFRICOM	Transportation, storage, mail services	28,080.00
Democratic Republic of the Congo	ASSEMBLEE EPISCOPALE PROVINCIALE DE	Management and admin services	61,596.00
Democratic Republic of the Congo	ASSOCIATION DES JEUNES CULTIVATEURS	Food and beverage products	336,000.00
Democratic Republic of the Congo	ASSOCIATION DES MAMANS POUR LE DEVE	Food and beverage products	4,173,753.50
Democratic Republic of the Congo	BISHWEKA NYAMWIRAHIRA VANNY	Transportation, storage, mail services	36,000.00
Democratic Republic of the Congo	BOLLORE AFRICA LOGISTICS	Travel, food and lodging	50,000.00
Democratic Republic of the Congo	BOLLORE TRANSPORT AND LOGISTICS SOU	Transportation, storage, mail services	32,782.20
Democratic Republic of the Congo	CAP KIVU HOTEL	Published products	45,500.00
Democratic Republic of the Congo	CHRISTINE NYEMBO WHAMBUWA	Land, building and structures	163,050.00
Democratic Republic of the Congo	CHRISTINE NYEMBO WHAMBUWA	Transportation, storage, mail services	55,584.00
Democratic Republic of the Congo	CONGO BROADBAND NETWORK SARL	Engineering and research services	55,350.00
Democratic Republic of the Congo	CONSTRUCTION RAPIDE NOTRE DOMAINE	Building and maintenance services	30,000.00
Democratic Republic of the Congo	COOCENKI	Food and beverage products	160,550.00
Democratic Republic of the Congo	DAMCO LOGISTICS GHANA LTD	Transportation, storage, mail services	403,040.00
Democratic Republic of the Congo	DELTA PROTECTION	Public order and security services	647,035.20
Democratic Republic of the Congo	DOW ELEF INTERNATIONAL (T) LTD	Transportation, storage, mail services	66,164.33
Democratic Republic of the Congo	ENGEN/RDC	Fuels and lubricants etc.	980,000.00
Democratic Republic of the Congo	ENGEN/RDC	Public sector related services	13,875.60
Democratic Republic of the Congo	ENGEN/RDC	Transportation, storage, mail services	86,776.50
Democratic Republic of the Congo	ETABLISSEMENT DHEDDA MANDRO	Transportation, storage, mail services	53,650.00
Democratic Republic of the Congo	ETABLISSEMENT LOFILS	Transportation, storage, mail services	596,614.22
Democratic Republic of the Congo	ETS AGRO BUSINESS	Food and beverage products	1,847,700.00
Democratic Republic of the Congo	ETS AKIPHAR	Food and beverage products	5,425,745.46
Democratic Republic of the Congo	ETS AKIPHAR	Transportation, storage, mail services	75,000.00
Democratic Republic of the Congo	ETS ALBERT MWENDA M'SIRI	Transportation, storage, mail services	238,722.82
Democratic Republic of the Congo	ETS BAD SERVICES	Transportation, storage, mail services	55,715.83
Democratic Republic of the Congo	ETS FB	Transportation, storage, mail services	1,252,921.78
Democratic Republic of the Congo	ETS KABONGO NSENDA	Transportation, storage, mail services	458,081.97
Democratic Republic of the Congo	ETS KALUMBA WA NSUNGU	Transportation, storage, mail services	65,683.20
Democratic Republic of the Congo	ETS KIVU MOTOR	Domestic appliances and electronics	31,112.50
Democratic Republic of the Congo	ETS KIVU MOTOR	IT and communications equipment	5,196.50
Democratic Republic of the Congo	ETS KIVU MOTOR	Motor vehicles and parts	223,713.75
Democratic Republic of the Congo	ETS KIZA	Transportation, storage, mail services	182,825.25
Democratic Republic of the Congo	ETS MULENDA KIYANA	Transportation, storage, mail services	455,079.57
Democratic Republic of the Congo	ETS MUSANGANYA LUBONGERA	Transportation, storage, mail services	72,000.00
Democratic Republic of the Congo	ETS NICOLAS CLAEYS ALI	Transportation, storage, mail services	89,230.20
Democratic Republic of the Congo	ETS NZUKA AND FILS	Transportation, storage, mail services	564,314.06
Democratic Republic of the Congo	FIRST AND FUTURE ENTERPRISE	Industrial cleaning services	69,780.00
Democratic Republic of the Congo	FOOD AND AGRICULTURE ORGANIZATION "	Management and admin services	31,218.00
Democratic Republic of the Congo	GO SHOP	Power generation machinery	56,208.00
Democratic Republic of the Congo	GOCONGO ENTERPRISES LIMITED	Food and beverage products	2,621,602.99
Democratic Republic of the Congo	GOMAIR SARL	Transportation, storage, mail services	72,630.60
Democratic Republic of the Congo	INSTITUT CONGOLAIS DE RECHERCHE EN	Education and training services	100,000.00
Democratic Republic of the Congo	LA GENERALE DES CARRIERES ET DES MI	Food and beverage products	219,000.00
Democratic Republic of the Congo	LOGITEC CONGO	Transportation, storage, mail services	30,967.00
Democratic Republic of the Congo	MARSAVCO	Food and beverage products	1,498,566.21
Democratic Republic of the Congo	MONUSCO	Fuels and lubricants etc.	2,288,248.62
Democratic Republic of the Congo	MONUSCO	Public sector related services	36,000.00
Democratic Republic of the Congo	MONUSCO	Transportation, storage, mail services	202,150.00
Democratic Republic of the Congo	NEW AMZA CONSTRUCTION	Services industry equipment	80,193.60
Democratic Republic of the Congo	OFFICE CONGOLAIS DE CONTROLE	Transportation, storage, mail services	32,247.20
Democratic Republic of the Congo	OLIVIER ESSELEN	Transportation, storage, mail services	100,665.00
Democratic Republic of the Congo	RANDY MOTORS	Power generation machinery	35,022.00
Democratic Republic of the Congo	RVA/REGIE DES VOIES AERIENNES	Transportation, storage, mail services	90,000.00
Democratic Republic of the Congo	SECRETARIAT SOCIAL D ORGANISATION D	Transportation, storage, mail services	621,000.00
Democratic Republic of the Congo	SECURITE ALIMENTAIRE DES CATARACTES	Food and beverage products	126,228.00
Democratic Republic of the Congo	SERVE AIR SARL	Transportation, storage, mail services	2,323,174.34
Democratic Republic of the Congo	SERVICE PETRO BUNIA	Transportation, storage, mail services	53,650.00
Democratic Republic of the Congo	SOCIETE MINIERE DE BAKWANGA	Management and admin services	462,000.00
Democratic Republic of the Congo	SOCIETE NATIONALE DE CHEMINS DE FER	Transportation, storage, mail services	113,227.68
Democratic Republic of the Congo	SODEICO	Transportation, storage, mail services	584,361.50
Democratic Republic of the Congo	SONAS-SOCIETE NATIONAL D'ASSURANCES	Financial and insurance services	98,644.00
Democratic Republic of the Congo	THEZY SARLU	Food and beverage products	775,500.00
Democratic Republic of the Congo	TOTAL RDC	Fuels and lubricants etc.	714,150.00
Democratic Republic of the Congo	TOTAL RDC	Transportation, storage, mail services	19,320.00
Democratic Republic of the Congo	TRUST MERCHANT BANK SA	Politics and civic affairs services	445,632.00

Location of supplier	Supplier name	Category description	Value (USD)
WFP continued			
Democratic Republic of the Congo	UNDP/KINSHASA	Politics and civic affairs services	594,496.55
Democratic Republic of the Congo	VODACOM CONGO RDC SA	Engineering and research services	156,030.80
Democratic Republic of the Congo	VODACOM CONGO RDC SA	Transportation, storage, mail services	495.00
Democratic Republic of the Congo	YELLOW TRADING SARL	Food and beverage products	230,906.50
Denmark	BALTIC CONTROL	Engineering and research services	477,254.48
Denmark	COPENHAGEN GLOBAL A/S	Motor vehicles and parts	519,554.71
Denmark	COPENHAGEN GLOBAL A/S	Transportation, storage, mail services	32,902.43
Denmark	DANIMEX COMMUNICATION A/S	Domestic appliances and electronics	30,890.20
Denmark	DANIMEX COMMUNICATION A/S	Electrical systems components	95,329.70
Denmark	DANIMEX COMMUNICATION A/S	Engineering and research services	4,835.60
Denmark	DANIMEX COMMUNICATION A/S	Financial and insurance services	4,200.00
Denmark	DANIMEX COMMUNICATION A/S	IT and communications equipment	3,661,710.25
Denmark	DANIMEX COMMUNICATION A/S	Office equipment	121,979.07
Denmark	DANIMEX COMMUNICATION A/S	Power generation machinery	12,790.00
Denmark	DANIMEX COMMUNICATION A/S	Transportation, storage, mail services	85,502.30
Denmark	DANISH REFUGEE COUNCIL	Engineering and research services	140,513.00
Denmark	DANISH REFUGEE COUNCIL	Management and admin services	504,367.97
Denmark	DANOFFICE IT	Electrical systems components	33,964.94
Denmark	DANOFFICE IT	Engineering and research services	236,358.28
Denmark	DANOFFICE IT	Financial and insurance services	1,227.00
Denmark	DANOFFICE IT	Industrial cleaning services	8,619.79
Denmark	DANOFFICE IT	IT and communications equipment	5,598,720.05
Denmark	DANOFFICE IT	Laboratory and testing equipment	1,995.00
Denmark	DANOFFICE IT	Management and admin services	250,292.00
Denmark	DANOFFICE IT	Material handling machinery	50.00
Denmark	DANOFFICE IT	Office equipment	446,403.93
Denmark	DANOFFICE IT	Printing, photo and AV equipment	2,970.00
Denmark	DANOFFICE IT	Published products	13,195.00
Denmark	DANOFFICE IT	Security and safety equipment	218,367.49
Denmark	DANOFFICE IT	Transportation, storage, mail services	10,035.00
Denmark	DESMI PUMPING TECHNOLOGY A S	Transportation, storage, mail services	46,540.00
Denmark	GSOL ENERGY A/ S	IT and communications equipment	33,541.00
Denmark	GSOL ENERGY A/ S	Power generation machinery	381,604.66
Denmark	GULF AGENCY DENIZCILIK A.S.	Transportation, storage, mail services	96,937.70
Denmark	KING AND SONS A DIVISION OF STURRO	Transportation, storage, mail services	114,929.61
Denmark	PAOLO SCERNI S.P.A.	Transportation, storage, mail services	449,505.84
Denmark	PT DACHSER INDONESIA	Transportation, storage, mail services	137,043.88
Denmark	RHENUS INTERMODAL SYSTEMS LLC	Transportation, storage, mail services	627,137.62
Denmark	SCAN GLOBAL LOGISTICS A/S	Transportation, storage, mail services	212,265.68
Denmark	SYDDANSK UNIVERSITET	Management and admin services	116,000.00
Denmark	THOR SHIPINVEST III K/S	Industrial cleaning services	4,094.44
Denmark	THOR SHIPINVEST III K/S	Transportation, storage, mail services	533,084.20
Denmark	UNDP / PSU	Education and training services	35,007.00
Denmark	UNICEF	Electrical systems components	162.00
Denmark	UNICEF	Financial and insurance services	3,312.00
Denmark	UNICEF	Food and beverage products	109,683.56
Denmark	UNICEF	Industrial cleaning services	30,219.86
Denmark	UNICEF	Laboratory and testing equipment	25,812.00
Denmark	UNICEF	Medical equipment	183,058.61
Denmark	VOLUNTAS ADVISORY APS	Management and admin services	185,777.50
Djibouti	AGENCE GENERALE DES SERVICES	Public order and security services	559,168.61
Djibouti	AGENCE GENERALE DES SERVICES	Transportation, storage, mail services	198,657.55
Djibouti	DJIBOUTI PEST CONTROL	Transportation, storage, mail services	209,395.45
Djibouti	DJIBOUTI SHIPPING LINES	Transportation, storage, mail services	43,401.00
Djibouti	DJIBOUTI TELECOM	Engineering and research services	188,174.99
Djibouti	ELECTRICITE DE DJIBOUTI	Public sector related services	99,028.01
Djibouti	ELECTRICITE DE DJIBOUTI	Transportation, storage, mail services	154,624.54
Djibouti	GAMIL ABDOULKARIM ALI	Management and admin services	71,708.31
Djibouti	INTEGRATED SHIPPING SERVICES BERBER	Transportation, storage, mail services	74,855.00
Djibouti	J.J. KOTHARI & CO LTD DJIBOUTI	Transportation, storage, mail services	380,338.41
Djibouti	MAERSK DJIBOUTI SARL	Transportation, storage, mail services	130,508.00
Djibouti	MARITIME TRANSPORT INTERNATIONAL	Transportation, storage, mail services	2,282,097.99
Djibouti	MINISTERE DE L'AGRICULTURE	Management and admin services	50,031.00
Djibouti	MSC DJIBOUTI SARL	Transportation, storage, mail services	622,995.84
Djibouti	NATIONAL OIL DJIBOUTI SAS	Fuels and lubricants etc.	754,700.00
Djibouti	O- MART DISTRIBUTION	Transportation, storage, mail services	61,613.37
Djibouti	RUBIS ENERGIE DJIBOUTI	Fuels and lubricants etc.	77,966.11
Djibouti	SOCIETE DJIBOUTIENNE DE GESTION DU	Transportation, storage, mail services	2,654,937.24
Djibouti	SOCIETE MARITIME L.SAVON AND RIES	Transportation, storage, mail services	37,888.00
Djibouti	SYNDICAT DES CAMIONNEURS DU SUD	Transportation, storage, mail services	40,770.03
Djibouti	TAHER SAID SEIF	Transportation, storage, mail services	68,082.48
Djibouti	UNDP	Politics and civic affairs services	48,212.00
Dominican Republic	GRUPO RAMOS SA	Food and beverage products	387,942.88
Dominican Republic	IMPORTADORA GUTIERREZ SRL	Material handling machinery	49,490.00
Ecuador	ALVARADO SANCHEZ JUAN PABLO	Farming, fishing equipment	55,775.35
Ecuador	ALVARADO SANCHEZ JUAN PABLO	Food and beverage products	16,866.71
Ecuador	ALVAREZ BRAVO CONSTRUCTORES SA	Management and admin services	97,128.00
Ecuador	ANALISIS SOCIAL Y ECONOMICO ESTADIG	Management and admin services	33,087.86
Ecuador	CENTRO INTERNACIONAL PARA LA INVEST	Management and admin services	100,000.00
Ecuador	CONSORCIO HIDROTECH	Environmental services	134,021.44
Ecuador	ECOLGY FARM CIA LTDA	Farming, fishing equipment	39,183.69
Ecuador	ECOLGY FARM CIA LTDA	Land, building and structures	116,956.38
Ecuador	FACULTAD LATINOAMERICANA DE CIENCIA	Management and admin services	70,460.00
Ecuador	GALVEZ LOPEZ EDISON BOLIVAR	Land, building and structures	35,929.50

Location of supplier	Supplier name	Category description	Value (USD)
WFP continued			
Ecuador	QUEZADA QUEZADA KARLA CRISTINA	Land, building and structures	114,799.25
Ecuador	TONELLO SOLUCIONES INTEGRALES CIA.	Land, building and structures	95,206.04
Egypt	ABDEL HALEEM ABDELHAKAM SAID BUREAU	Building and maintenance services	139,915.22
Egypt	ABDEL HALEEM ABDELHAKAM SAID BUREAU	Musical instruments and arts and crafts	55,418.40
Egypt	AFKAR STUDIO	Apparel, luggage and personal care	19,863.16
Egypt	AFKAR STUDIO	Management and admin services	452,642.66
Egypt	AHMED MOHAMED ORABI SAYED ARABICO F	Musical instruments and arts and crafts	71,602.99
Egypt	ALI MAHMOUD MAHMOUD SHALABI	Management and admin services	254,000.00
Egypt	AREF MAHMOUD ABDEL MEGUID ELSAMMAN	Building and maintenance services	203,053.41
Egypt	ASHRAF MOHAMMED HASSAN AHMED	Building and maintenance services	133,507.36
Egypt	ASMA TECHNOLOGY FOR IMPORT AND MARK	IT and communications equipment	37,168.94
Egypt	BAHAA ABDEL MEGUID ELSAMMAN	Building and maintenance services	46,591.00
Egypt	COMPU ME	IT and communications equipment	54,100.42
Egypt	CREMEDIA	Management and admin services	410,975.19
Egypt	EGYPT TRADE FOR FOOD INDUSTRIES	Food and beverage products	6,415,398.38
Egypt	ELIBRAHIMA GROUP	Food and beverage products	286,227.07
Egypt	EQUINOX EGYPT LLC	IT and communications equipment	129,751.83
Egypt	FALCON GROUP , INTERNATIONAL SECURI	Public order and security services	37,598.99
Egypt	FALCON GROUP , INTERNATIONAL SECURI	Security and safety equipment	2,704.96
Egypt	FAWRY FOR BANKING AND PAYMENT TECH	Politics and civic affairs services	48,802.89
Egypt	FUTURE DOCUMENT TECHNOLOGY	Office equipment	30,685.78
Egypt	GEFCO FOR RICE MILLS S A E	Food and beverage products	5,051,892.71
Egypt	GLOBAL MEDICAL CO	Medical equipment	73,437.36
Egypt	HOLIDAY INN CAIRO MAADI	Education and training services	31,463.89
Egypt	HOLW El SHAM FOOD INDUSTRIES	Food and beverage products	52,541.62
Egypt	KANOO TRAVEL LTD	Education and training services	50,897.85
Egypt	KHALID ALI HUSSAN ALI	Building and maintenance services	178,464.90
Egypt	LOGIC TRAINING AND HR DEVELOPMENT	Education and training services	362,461.27
Egypt	MAKTEB ELBRAHEMEA LLMOKWALAT ABRAHI	Musical instruments and arts and crafts	76,283.03
Egypt	MINISTRY OF HEALTH AND POPULATIONS	Management and admin services	50,132.51
Egypt	MINISTRY OF HEALTH AND POPULATIONS	Public sector related services	195,883.68
Egypt	MOHAMED AHMED MOUSTAFA ABDEL WAHAB	Management and admin services	350,504.15
Egypt	MPRESS FOR SUPPLIES	Management and admin services	83,225.64
Egypt	MPRESS FOR SUPPLIES	Transportation, storage, mail services	274,079.87
Egypt	NAWAL MOHAMED LOTFY AFIFI	Management and admin services	108,814.44
Egypt	OIL TEC FOR OILS AND DETERGENTS	Food and beverage products	1,473,289.06
Egypt	PYRAMISA HOTEL	Education and training services	33,586.67
Egypt	QUALITY FOR COMMERCIAL AGENCIES CO	Office equipment	33,277.13
Egypt	QUALITY STANDARDS FOR INFORMATION	IT and communications equipment	60,696.35
Egypt	SEMIRAMIS INTER-CONTINENTAL	Education and training services	61,554.73
Egypt	SOFITEL EL GEZIRAH	Education and training services	31,000.00
Egypt	SOLID DESIGN AND BUILD CO.	Building and maintenance services	72,184.15
Egypt	SYSTEMS AND PROJECTS ENG CO.	IT and communications equipment	67,999.61
Egypt	TAHA ELAROSY A RAHIM	Building and maintenance services	31,587.16
Egypt	THE EGYPTIAN CENTER FOR PUBLIC OPIN	Management and admin services	97,942.50
Egypt	THE EGYPTIAN COMPANY FOR FOODS BIS	Food and beverage products	5,911,593.82
Egypt	VODAFONE EGYPT TELECOMMUNICATIONS S	Engineering and research services	75,666.66
Egypt	WOOD AND PLEXI	Furniture	41,522.37
Egypt	Z BEAUTY ACADEMY	Education and training services	94,964.66
El Salvador	AGROSALVA, S.A. DE C.V.	Management and admin services	90,882.00
El Salvador	DISTRIBUIDORA DE AUTOMOVILES,S.A. D	Motor vehicles and parts	50,630.00
El Salvador	RAMIRO ALFREDO GUARDADO FUENTES	Farming, fishing equipment	32,437.50
El Salvador	SUMER S A DE C V	Farming, fishing equipment	2,009.37
El Salvador	SUMER S A DE C V	Live plant and animal material	33,855.60
El Salvador	SUMER S A DE C V	Mining and well drilling equipment	1,099.78
Eswatini	RAM REALTY	Management and admin services	57,199.70
Eswatini	STANDARD BANK	Fuels and lubricants etc.	18,278.76
Eswatini	STANDARD BANK	Transportation, storage, mail services	12,806.91
Ethiopia	ABADIR COF TRADING PLC	Transportation, storage, mail services	158,764.38
Ethiopia	ABBARCI TRANSPORT CO. LTD	Transportation, storage, mail services	422,016.76
Ethiopia	ABDULLAHI ABDULKADIR FARAH	Management and admin services	43,560.00
Ethiopia	ABEM INDUSTRY PLC	Material handling machinery	2,970,543.54
Ethiopia	ABREHAM ABEBE MENGISTE	Food and beverage products	1,537,500.17
Ethiopia	ABYSSINIAN FLIGHT SERVICES PLC	Financial and insurance services	10,000.00
Ethiopia	ABYSSINIAN FLIGHT SERVICES PLC	Transportation, storage, mail services	5,106,569.84
Ethiopia	AFRO STAR INTERNATIONAL COMMERCIAL	Engineering and research services	52,300.00
Ethiopia	AGE ENGINEERING WORK	Services industry equipment	83,056.47
Ethiopia	AHMED IDRIS YASSIN	Transportation, storage, mail services	39,713.36
Ethiopia	AKAKAS LOGISTICS PLC	Transportation, storage, mail services	33,483.16
Ethiopia	ALBABKA BARII PORTERS ASSOCIATION	Transportation, storage, mail services	70,731.91
Ethiopia	ALEMAYEHU NIGUSIE PP WOVEN BAG MANU	Industrial cleaning services	10,181.47
Ethiopia	ALEMAYEHU NIGUSIE PP WOVEN BAG MANU	Material handling machinery	303,681.03
Ethiopia	ALKAWO TRADING	Food and beverage products	368,083.95
Ethiopia	ALLE AAMIN PORTERS COOPERATIVE	Transportation, storage, mail services	105,642.95
Ethiopia	ALNASRI LOCAL INLAND LEVEL 3B FREIG	Transportation, storage, mail services	677,623.75
Ethiopia	AMINA AHMEDIN SIRAJ	Transportation, storage, mail services	190,520.86
Ethiopia	ANSAR GENERAL CONSTRUCTION COMPANY	Environmental services	171,759.82
Ethiopia	ANSAR GENERAL CONSTRUCTION COMPANY	Land, building and structures	166,867.77
Ethiopia	ASMAMAW LAYKE LOCAL INLAND FREIGHT	Transportation, storage, mail services	181,444.99
Ethiopia	ATLANTIC FREIGHT TRANSPORT OWNERS A	Transportation, storage, mail services	31,270.59
Ethiopia	AWASH INSURANCE COMPANY SC	Financial and insurance services	93,681.69
Ethiopia	B.S.ENGINEERING P.L.C.	Environmental services	34,204.29
Ethiopia	BARO GILLO NILELINK LOGISTICS AND T	Transportation, storage, mail services	67,787.22
Ethiopia	BEKELCHA TRANSPORT SHARE COMPANY	Transportation, storage, mail services	634,182.54

Location of supplier	Supplier name	Category description	Value (USD)
WFP continued			
Ethiopia	BEKELE WOLDE LOCAL INLAND LEVEL 4 F	Transportation, storage, mail services	1,107,107.82
Ethiopia	BIREHANU WUHIB KIDANE	Transportation, storage, mail services	40,678.14
Ethiopia	BIRHAN CROSS BORDER LEVEL 2 A FREIG	Transportation, storage, mail services	483,730.55
Ethiopia	BOKORE EGIE BUH	Transportation, storage, mail services	46,984.33
Ethiopia	BOTOR GENERAL CONTRACTOR PLC	Environmental services	249,588.29
Ethiopia	CHILALLO ENTERPRISE PLC	Transportation, storage, mail services	756,532.09
Ethiopia	CIMRAN GENERAL CONSTRUCTION	Environmental services	135,098.07
Ethiopia	DANIEL GAD GEBRECHRISTOS	Industrial cleaning services	32,706.13
Ethiopia	DARUL IMAN LOCAL INLAND LEVEL 3B F	Transportation, storage, mail services	1,059,521.01
Ethiopia	DAWIT BELEW PUBLIC HEALTH CONSULTI	Management and admin services	85,062.02
Ethiopia	DAYAH DOMESTIC FREIGHT TRANSPORT OW	Transportation, storage, mail services	805,927.44
Ethiopia	DEEGAN PORTERS LOADING AND OFF LOAD	Transportation, storage, mail services	98,950.69
Ethiopia	DEJEN CROSS BORDER LEVEL 1 A FREIGH	Transportation, storage, mail services	822,879.21
Ethiopia	DROP GENERAL CLEANING SERVICE PLC	Transportation, storage, mail services	94,706.97
Ethiopia	DYNAMIC PLANNERS PLC	Building and maintenance services	35,298.41
Ethiopia	EAST AFRICA RENAISSANCE LEVEL 1 A C	Transportation, storage, mail services	3,001,221.27
Ethiopia	EDOMIAS INTERNATIONAL PRIVATE LIMIT	Transportation, storage, mail services	191,077.60
Ethiopia	ENDURANCE PRIVATE LIMITED COMPANY	Transportation, storage, mail services	60,719.78
Ethiopia	ETBC-GRAIN &COFFEE TRADING BUSINESS	Food and beverage products	830,399.17
Ethiopia	ETBC-GRAIN &COFFEE TRADING BUSINESS	Transportation, storage, mail services	71,400.92
Ethiopia	ETHIO TELECOM HEAD OFFICE	Engineering and research services	201,256.42
Ethiopia	ETHIOPIAN AIRPORT ENTERPRISES	Transportation, storage, mail services	60,000.00
Ethiopia	ETHIOPIAN AIRLINES	Transportation, storage, mail services	30,000.00
Ethiopia	ETHIOPIAN AIRPORTS ENTERPRISE	Transportation, storage, mail services	2,830,368.00
Ethiopia	ETHIOPIAN REVENUES AND CUSTOMS AUTH	Engineering and research services	66,010.63
Ethiopia	ETHIOPIAN SOMALI REGIONAL STATE	Environmental services	77,256.94
Ethiopia	ETHIOPIAN SOMALI REGIONAL STATE DIS	Transportation, storage, mail services	250,467.05
Ethiopia	FAFAN TRANSPORT & CONSTRUCTION CO.	Transportation, storage, mail services	802,666.87
Ethiopia	FETAN CROSS BORDER LEVEL 1 A FREIGH	Transportation, storage, mail services	121,682.26
Ethiopia	FIKADU YILMA AZULE FREIGHT TRANSPOR	Transportation, storage, mail services	380,309.43
Ethiopia	FIRALMI TRADING PLC	Food and beverage products	475,370.02
Ethiopia	FREIGHTERS INTERNATIONAL PABOMI PL	Transportation, storage, mail services	1,987,022.40
Ethiopia	GET-AS INTERNATIONAL P.L.C.	Transportation, storage, mail services	562,078.77
Ethiopia	GHION CROSS BORDER LEVEL 2 A FREIGH	Transportation, storage, mail services	166,600.08
Ethiopia	GIBE DEDESA FARMERS COOPERATION UNI	Food and beverage products	1,018,058.20
Ethiopia	GLOBAL CROSS BORDER FREIGHT TRANSPO	Transportation, storage, mail services	115,593.15
Ethiopia	GREEN INTERNATIONAL LOGISTICS SERVI	Industrial cleaning services	125,733.00
Ethiopia	HAGOS WOLDU CEREAL AND OIL SEEDS WH	Food and beverage products	97,454.97
Ethiopia	HAILE TESFAKIROS CROSS BORDER LEVEL	Transportation, storage, mail services	381,489.68
Ethiopia	HOSSANA FREIGHT TRANSPORT	Transportation, storage, mail services	2,880,854.21
Ethiopia	IDIL TRANSPORT AND TRADING PLC	Transportation, storage, mail services	732,903.13
Ethiopia	INSHA ALLAH LOADING AND UNLOADING C	Transportation, storage, mail services	61,288.89
Ethiopia	JAMBO CONSTRUCTION PLC	Transportation, storage, mail services	947,273.59
Ethiopia	JARCO CONSULTING PLC	Management and admin services	127,294.00
Ethiopia	JILCHA KETEMA WOLDETSADIK	Transportation, storage, mail services	38,916.06
Ethiopia	KEBIR HUSEN WAKO GRAIN TRADE ENTERP	Transportation, storage, mail services	55,341.29
Ethiopia	KORAHEY STAR GUARDIANS AND CLEANERS	Industrial cleaning services	14,061.23
Ethiopia	KORAHEY STAR GUARDIANS AND CLEANERS	Management and admin services	11,898.57
Ethiopia	KORAHEY STAR GUARDIANS AND CLEANERS	Public order and security services	30,463.38
Ethiopia	KORAHEY STAR GUARDIANS AND CLEANERS	Public sector related services	2,883.30
Ethiopia	KORAHEY STAR GUARDIANS AND CLEANERS	Transportation, storage, mail services	47,091.88
Ethiopia	LIBYA OIL ETHIOPIA LIMITED	Fuels and lubricants etc.	228,737.97
Ethiopia	LION SECURITY SERVICE PLC	Industrial cleaning services	37,406.90
Ethiopia	LION SECURITY SERVICE PLC	Management and admin services	2,360.86
Ethiopia	LION SECURITY SERVICE PLC	Public order and security services	43,166.90
Ethiopia	LION SECURITY SERVICE PLC	Public sector related services	6,297.62
Ethiopia	LION SECURITY SERVICE PLC	Transportation, storage, mail services	2,360.86
Ethiopia	LONADD CONSULTANCY PLC	Management and admin services	632,343.30
Ethiopia	MAG INTERNATIONAL PLC	Motor vehicles and parts	81,802.16
Ethiopia	MAKIB CONSTRUCTION	Environmental services	146,930.39
Ethiopia	MASSIDA TRANSIT	Transportation, storage, mail services	140,520.67
Ethiopia	MEDIN CROSS BORDER LEVEL 1 A FREIGH	Transportation, storage, mail services	534,278.58
Ethiopia	MELON PRINTING AND ADVERTISING	Material handling machinery	339,564.69
Ethiopia	MIDNIMO LABOUR ASSOCIATION	Industrial cleaning services	26,813.36
Ethiopia	MIDNIMO LABOUR ASSOCIATION	Management and admin services	21,379.39
Ethiopia	MIDNIMO LABOUR ASSOCIATION	Public order and security services	115,742.28
Ethiopia	MIDNIMO LABOUR ASSOCIATION	Public sector related services	7,242.02
Ethiopia	MIDNIMO LABOUR ASSOCIATION	Transportation, storage, mail services	48,104.76
Ethiopia	MIDNIMO LOCAL INLAND FREIGHT TRANSP	Transportation, storage, mail services	460,834.11
Ethiopia	MINISTRY OF AGRICULTURE AND NATURAL	Education and training services	83,660.43
Ethiopia	MINISTRY OF AGRICULTURE AND NATURAL	Transportation, storage, mail services	65,520.29
Ethiopia	MINISTRY OF COMMUNICATION AND INFOR	Engineering and research services	260,000.00
Ethiopia	MISOMA BOSSET P.L.C.	Transportation, storage, mail services	328,128.71
Ethiopia	MMJ LOCAL INLAND LEVEL 3B FREIGHT T	Transportation, storage, mail services	869,021.18
Ethiopia	MOTOR& ENGINEERING CO.OF ETHIOPIA L	Transportation, storage, mail services	157,982.86
Ethiopia	MUBAREK LOCAL IN LAND L3 B FREIGHT	Transportation, storage, mail services	438,032.82
Ethiopia	MUSTAQBAL EMPLOYMENT SERVICE COOPER	Transportation, storage, mail services	52,180.78
Ethiopia	MYSERU GENERAL TRADING P.L.C	Transportation, storage, mail services	788,705.86
Ethiopia	NATIONAL OIL ETHIOPIA	Fuels and lubricants etc.	45,577,531.92
Ethiopia	NATIONAL OIL ETHIOPIA	Transportation, storage, mail services	399,990.76
Ethiopia	NEGADRAS GENERAL TRADING COMPANY PL	Transportation, storage, mail services	30,888.17
Ethiopia	NEW GENERATION LOGISTICS AND HUMAN	Transportation, storage, mail services	157,505.40
Ethiopia	NUR SULTAN MOHAMMED	Transportation, storage, mail services	303,328.01
Ethiopia	NUREDIN ALIYE FREIGHT TRANSPORT	Transportation, storage, mail services	543,847.38

Location of supplier	Supplier name	Category description	Value (USD)
WFP continued			
Ethiopia	NURHUSEN ADEM WHOLE SALE CEREALS TR	Food and beverage products	3,333,563.21
Ethiopia	NYALA INSURANCE S.C.	Financial and insurance services	116,675.67
Ethiopia	NYALA MOTORS S.C.	Transportation, storage, mail services	30,025.22
Ethiopia	OCFA METAL MANUFACTURING LTD.	Office equipment	33,170.71
Ethiopia	OMEDLA WOOD AND METAL WORKS ENTERPR	Management and admin services	132,193.72
Ethiopia	PAE WORLDWIDE INCORPORATED	Transportation, storage, mail services	988,245.97
Ethiopia	REGION 5 TRANSPORT AND CONSTRUCTIO	Transportation, storage, mail services	1,583,889.14
Ethiopia	SAFETRA PRIVATE LIMITED COMPANY	Industrial cleaning services	195,000.00
Ethiopia	SAFETRA PRIVATE LIMITED COMPANY	Transportation, storage, mail services	1,301,092.10
Ethiopia	SAHID TRANSPORT	Transportation, storage, mail services	1,062,157.00
Ethiopia	SCIENCE SEMU/WANOS BUILDING MATERIA	Material handling machinery	227,153.28
Ethiopia	SCIENCE SEMU/WANOS BUILDING MATERIA	Services industry equipment	319,339.94
Ethiopia	SEAAT PLC	Transportation, storage, mail services	810,306.41
Ethiopia	SEBHATU & SONS PROPERTY ADM. & SECU	Public order and security services	297,482.44
Ethiopia	SECURICOR ETHIOPIA P.L.C.	Industrial cleaning services	12,330.12
Ethiopia	SECURICOR ETHIOPIA P.L.C.	Management and admin services	8,223.69
Ethiopia	SECURICOR ETHIOPIA P.L.C.	Public order and security services	52,250.90
Ethiopia	SECURICOR ETHIOPIA P.L.C.	Public sector related services	2,750.06
Ethiopia	SECURICOR ETHIOPIA P.L.C.	Transportation, storage, mail services	498,299.25
Ethiopia	SEMHAL TRADING P.L.C.	Security and safety equipment	62,608.70
Ethiopia	SEMIEN CROSS BORDER LEVEL 1A FREIGH	Transportation, storage, mail services	93,282.79
Ethiopia	SERGU NURI IBRAHIM	Transportation, storage, mail services	300,208.49
Ethiopia	SHEWAYE W MARIAM MEMORIAL LOCAL INL	Transportation, storage, mail services	30,254.37
Ethiopia	SHUMENDI T MARIAM STORAGE RENT	Transportation, storage, mail services	81,093.22
Ethiopia	SOMALI REGION GUARDS LIMITED ASSOCI	Building and maintenance services	9,171.44
Ethiopia	SOMALI REGION GUARDS LIMITED ASSOCI	Industrial cleaning services	18,695.32
Ethiopia	SOMALI REGION GUARDS LIMITED ASSOCI	Management and admin services	17,228.42
Ethiopia	SOMALI REGION GUARDS LIMITED ASSOCI	Public order and security services	77,572.76
Ethiopia	SOMALI REGION GUARDS LIMITED ASSOCI	Public sector related services	2,850.64
Ethiopia	SOMALI REGION GUARDS LIMITED ASSOCI	Transportation, storage, mail services	113,618.66
Ethiopia	STAR LOCAL INLAND LEVEL 3 B FREIGHT	Transportation, storage, mail services	207,708.52
Ethiopia	TAYE BERHANU BELAYE	Transportation, storage, mail services	82,282.51
Ethiopia	TENAGNEWORK TRANSPORT	Transportation, storage, mail services	1,705,561.17
Ethiopia	TIRUNESH MUARTANI AFURTA	Transportation, storage, mail services	157,747.97
Ethiopia	TOWFIK PORTERS LOADING & UNLOADING	Transportation, storage, mail services	133,030.55
Ethiopia	TOWFIQ LOADING AND UNLOADING	Transportation, storage, mail services	175,234.24
Ethiopia	TRANS ETHIOPIA PRIVATE LIMITED COMP	Transportation, storage, mail services	491,821.22
Ethiopia	TSEHAY LEVEL 1 A CROSS BORDER FREIG	Transportation, storage, mail services	585,357.22
Ethiopia	UMER HASSEN DRY FREIGHT PRIVATE TRA	Transportation, storage, mail services	1,556,400.08
Ethiopia	UNITED NATIONS DEVELOPMENT PROGRAMM	Politics and civic affairs services	270,183.11
Ethiopia	USRA TRADING PLC	Transportation, storage, mail services	43,853.82
Ethiopia	YEROSEN COMMERCIAL CENTER PLC	Transportation, storage, mail services	60,911.69
Ethiopia	YETEBABERUT BEHERAWI PETROLEUM SC	Fuels and lubricants etc.	120,639.91
Ethiopia	ZEMEN CROSS BORDER F T O ASSOCIATIO	Transportation, storage, mail services	279,124.52
Ethiopia	ZEMEN FLYING SERVICE PLC	Transportation, storage, mail services	870,919.88
Ethiopia	ZEREYAD GROUP TRANSIT AND FORWARDIN	Transportation, storage, mail services	1,109,758.26
Fiji	DENARAU RESORT MANAGEMENT LTD T/A	Education and training services	48,247.54
Finland	SIBESONKE OY	Management and admin services	53,946.00
Finland	SIOEN BALLISTICS OY	Security and safety equipment	93,614.73
France	AIR TOTAL INTERNATIONAL	Fuels and lubricants etc.	18,262,000.00
France	ARS MEDIA SARL	Engineering and research services	241,500.00
France	ARS MEDIA SARL	IT and communications equipment	88,750.00
France	AVIATION SANS FRONTIERS	Transportation, storage, mail services	2,222,162.00
France	BARWIL AGENCIES LTD. FOR SHIPPING	Transportation, storage, mail services	226,061.02
France	BERGE MARITIMA S.L.	Transportation, storage, mail services	89,687.41
France	BOLLORE LOGISTICS	Transportation, storage, mail services	615,222.26
France	COUR DES COMPTES	Financial and insurance services	380,000.00
France	DYNAMI AVIATION	Transportation, storage, mail services	346,700.00
France	EUROFINS ANALYTICS FRANCE	Management and admin services	84,675.48
France	EUROP ASSISTANCE FRANCE SA	Medical equipment	80,350.00
France	FAMOCO SAS	Electrical systems components	3,779.40
France	FAMOCO SAS	Engineering and research services	4,535.27
France	FAMOCO SAS	Industrial cleaning services	9,400.62
France	FAMOCO SAS	IT and communications equipment	3,432,435.28
France	FAMOCO SAS	Management and admin services	168,400.00
France	FAMOCO SAS	Office equipment	345,447.77
France	FIS FINANCIAL SYSTEMS (FRANCE) SAS	Financial and insurance services	88,862.55
France	GAC PAKISTAN (PRIVATE) LTD	Transportation, storage, mail services	429,078.61
France	GEODIS USA INC.	Transportation, storage, mail services	694,524.59
France	GROUPE URGENCE REHABILIT DEVELOPEME	Management and admin services	34,000.00
France	GULF AGENCY DENIZCILIK A.S.	Transportation, storage, mail services	865,129.00
France	INSTITUT BIOFORCE DEVELOPPEMENT	Education and training services	73,461.09
France	INSTITUT DE RECHERCHES ET D APPLICA	Financial and insurance services	120,000.00
France	INSTITUT DE RECHERCHES ET D APPLICA	Industrial cleaning services	175,000.00
France	INSTITUT DE RECHERCHES ET D APPLICA	Management and admin services	215,945.00
France	KING AND SONS A DIVISION OF STURRO	Transportation, storage, mail services	617,534.51
France	LOSBERGER SAS	Sports and recreational equipment	135,749.70
France	MATIERE SAS	Building and maintenance services	1,456,588.18
France	NIPPON EXPRESS CO. LTD.	Transportation, storage, mail services	443,941.56
France	NOVACOM SERVICES	Motor vehicles and parts	147,841.28
France	NOVACOM SERVICES	Security and safety equipment	504,750.00
France	NUTRISET	Food and beverage products	64,021,039.22
France	PAOLO SCERNI S.P.A.	Transportation, storage, mail services	996,831.03
France	PT DACHSER INDONESIA	Transportation, storage, mail services	723,731.39

Location of supplier	Supplier name	Category description	Value (USD)
WFP continued			
France	RAY MONT LOGISTICS CANADA INC	Transportation, storage, mail services	198,212.60
France	RENAULT TRUCKS S.A.S.	Transportation, storage, mail services	139,869.61
France	RHENUS INTERMODAL SYSTEMS LLC	Transportation, storage, mail services	513,198.03
France	RHENUS LOGISTICS NV	Transportation, storage, mail services	67,371.58
France	SCAN GLOBAL LOGISTICS A/S	Transportation, storage, mail services	1,500,776.97
France	UNISHIPPING SAS	Transportation, storage, mail services	4,038,153.99
France	ZODIAC MILPRO INTERNATIONAL	Motor vehicles and parts	176,806.15
Gambia	BANGALLY GAMBISARA WOMEN FARMERS	Food and beverage products	313,943.84
Gambia	BRIFU YOUTH ASSOCIATION FOR DEVELOP	Food and beverage products	503,414.63
Gambia	FAM ENGINEERING	Transportation, storage, mail services	156,521.05
Gambia	GAMBIA HORTICULTURAL ENTERPRICES (G	Food and beverage products	33,464.65
Gambia	MB ENTERPRISE	Office equipment	32,859.41
Gambia	WOMEN'S SALT PROJECT DASILAMI JOKA	Food and beverage products	332,696.00
Georgia	AZRY LLC	Management and admin services	40,000.00
Georgia	KJAER & KJAER	Motor vehicles and parts	39,072.24
Germany	ACATECH - DEUTSCHE AKADEMIE DER TEC	Politics and civic affairs services	80,421.18
Germany	COMPLANT INTERNATIONAL TRANSPORTATI	Transportation, storage, mail services	98,640.00
Germany	DATARELLA GMBH	IT and communications equipment	83,048.92
Germany	DETIA DEGESCH GMBH	Services industry equipment	49,579.50
Germany	EUROPEAN PATENT OFFICE	Industrial cleaning services	130,576.51
Germany	FARMINGTONS AUTOMOTIVE GMBH	Domestic appliances and electronics	20,800.00
Germany	FARMINGTONS AUTOMOTIVE GMBH	Motor vehicles and parts	2,821,584.00
Germany	FLEISCHHACKER GMBH & CO.KG	Medical equipment	99,172.01
Germany	GAC PAKISTAN (PRIVATE) LTD	Transportation, storage, mail services	48,454.28
Germany	GALLUP GMBH	Management and admin services	495,100.00
Germany	GERHARD MUELLER RISCHART	Management and admin services	11,633.89
Germany	GERHARD MUELLER RISCHART	Public sector related services	127,972.80
Germany	GLOBAL HELICOPTER SERVICE GMBH	Financial and insurance services	46,631.71
Germany	GLOBAL HELICOPTER SERVICE GMBH	Transportation, storage, mail services	9,586,098.34
Germany	GLOBAL PUBLIC POLICY INSTITUTE (GPP	Management and admin services	158,965.01
Germany	ICON INSTITUTE PUBLIC SECTOR GMBH	Public sector related services	45,034.41
Germany	IGP TRADING GMBH	Motor vehicles and parts	412,800.00
Germany	INFORMATION MULTIMEDIA COMMUNICATIO	Education and training services	190,007.67
Germany	INFORMATION MULTIMEDIA COMMUNICATIO	Management and admin services	48,108.77
Germany	INTERSCAN SCHIFFAHRTS GMBH	Transportation, storage, mail services	127,311.31
Germany	MLB MANFRED LAUTERJUNG BEFRACHTUNG	Transportation, storage, mail services	3,349,767.45
Germany	PARTICIP GMBH	Management and admin services	219,987.20
Germany	PAUL CRAEMER GMBH	Material handling machinery	548,689.39
Germany	PAUL CRAEMER GMBH	Services industry equipment	687,382.94
Germany	STERNVITAMIN GMBH AND CO KG	Food and beverage products	141,102.00
Germany	STOOF INTERNATIONAL VERTRIEBSGESELL	Material handling machinery	5,699.86
Germany	STOOF INTERNATIONAL VERTRIEBSGESELL	Motor vehicles and parts	552,615.68
Germany	VALUE FOR GOOD GMBH	Engineering and research services	184,376.50
Germany	VALUE FOR GOOD GMBH	Management and admin services	29,288.70
Germany	VODAFONE GMBH	Engineering and research services	46,302.02
Ghana	A.A. HORIZON LIMITED	Electrical systems components	129,029.22
Ghana	AGSSIP/MOFA STATISTICS RESEARCH	Industrial cleaning services	97,871.62
Ghana	AIDEZ SMALL PROJECT INTERNATIONAL	Editorial, design, graphic services	34,239.92
Ghana	CAT LOGISTICS COMPAGNIE D AFFRETMEN	Transportation, storage, mail services	55,000.00
Ghana	DAMCO LOGISTICS GHANA LTD	Transportation, storage, mail services	82,358.57
Ghana	DE-GOULL LIMITED	Material handling machinery	30,217.39
Ghana	GN BANK LTD	Education and training services	30,991.76
Ghana	GN BANK LTD	Financial and insurance services	71,428.58
Ghana	GN BANK LTD	Industrial cleaning services	62,451.98
Ghana	LA PALM ROYAL BEACH HOTEL	Education and training services	30,000.00
Ghana	LIFTVAN LOGISTICS & SHIPPING SERVIC	Transportation, storage, mail services	89,733.97
Ghana	MINISTRY OF FINANCE	Politics and civic affairs services	34,500.00
Ghana	NATIONAL DEVELOPMENT PLANNING COMMI	Industrial cleaning services	81,421.05
Ghana	OPEELE ABOAGYE ENGINEERING AND	Farming, fishing equipment	58,998.38
Ghana	OPEELE ABOAGYE ENGINEERING AND	Industrial cleaning services	5,788.85
Ghana	RED SEA HOUSING SERVICES COMPANY	Land, building and structures	124,536.00
Ghana	SAGELINE SOLUTIONS LTD	Industrial cleaning services	125,322.13
Ghana	TROPICANA AIRLINES LIMITED	Transportation, storage, mail services	267,210.45
Ghana	UNITED NATIONS DEVELOPMENT PROGRAMM	Management and admin services	111,132.00
Ghana	UNITED NATIONS DEVELOPMENT PROGRAMM	Politics and civic affairs services	32,661.27
Ghana	UNIVERSITY FOR DEVELOPMENT STUDIES	Management and admin services	30,000.00
Gibraltar	TOYOTA GIBRALTAR STOCKHOLDINGS LTD.	Motor vehicles and parts	34,237.59
Greece	ACF TRADE S A	Transportation, storage, mail services	1,309,212.58
Greece	ELAMIRA GREECE CO	Transportation, storage, mail services	157,948.89
Greece	ORYX SHIPPING LTD	Industrial cleaning services	77,798.61
Greece	ORYX SHIPPING LTD	Transportation, storage, mail services	1,556,513.83
Greece	TIDE LINE INC	Industrial cleaning services	188,020.83
Greece	TIDE LINE INC	Transportation, storage, mail services	989,791.83
Greece	VALENTE SHIPPING INC	Industrial cleaning services	6,859.73
Greece	VALENTE SHIPPING INC	Transportation, storage, mail services	801,760.00
Greece	ZODIAC SHIPTRADE SA	Industrial cleaning services	29,820.84
Greece	ZODIAC SHIPTRADE SA	Transportation, storage, mail services	62,299.24
Guatemala	ALIMENTOS, S.A.	Food and beverage products	902,822.31
Guatemala	ARM AVIACION S. A	Building and maintenance services	1,500.00
Guatemala	ARM AVIACION S. A	Transportation, storage, mail services	569,711.62
Guatemala	ASOCIACION DE INVESTIGACION Y ESTUD	Management and admin services	62,338.20
Guatemala	ASOCIACION DE PRODUCTORES AGROPECUA	Food and beverage products	238,721.88
Guatemala	CETREPSA	Food and beverage products	70,840.49
Guatemala	COFINO STAHL Y COMPANIA, S. A.	Transportation, storage, mail services	41,850.00

Location of supplier	Supplier name	Category description	Value (USD)
WFP continued			
Guatemala	COOPERATIVA AGRICOLA INTEGRAL ATESC	Food and beverage products	50,470.31
Guatemala	COOPERATIVA INTEGRAL AGRICOLA TRAPI	Food and beverage products	143,868.84
Guatemala	EDYMA	Management and admin services	157,649.09
Guatemala	EDYMA	Public sector related services	5,000.00
Guatemala	EDYMA	Travel, food and lodging	8,700.00
Guatemala	MEDIAGRO S A	Food and beverage products	34,098.67
Guatemala	MEXICHEM GUATEMALA S.A.	Food and beverage products	92,629.26
Guatemala	MEXICHEM GUATEMALA S.A.	Office equipment	282,275.07
Guatemala	SOLCON	Management and admin services	41,108.32
Guatemala	TRANSPORTES GABY'S	Transportation, storage, mail services	34,862.43
Guinea	COMPTOIR SEL SOLAIRE	Food and beverage products	69,459.98
Guinea	COPRAK COOPERATIVE DES PRODUCTEURS	Food and beverage products	193,538.58
Guinea	DAKMAK NAZIH ABASS	Management and admin services	180,000.00
Guinea	E.T.I SA	Engineering and research services	30,104.00
Guinea	GHAZI HOTAIT	Transportation, storage, mail services	288,000.00
Guinea	GROUPEMENT DES FEMMES ETUVEUSES LAN	Food and beverage products	35,922.22
Guinea	GROUPEMENT DES PRODUCTEURS DE RIZ D	Food and beverage products	86,566.67
Guinea	INTER PNEU	Motor vehicles and parts	36,185.82
Guinea	LAGUIPRES SARL	Public order and security services	238,204.54
Guinea	MAMADOU BOBO DIALLO	Food and beverage products	118,450.54
Guinea	NAFA DYAMA CONSTRUCTION SARL	Farming, fishing equipment	47,623.54
Guinea	TOTAL GUINEE S.A.	Fuels and lubricants etc.	40,395.15
Guinea	UECU UNION DES ETUVEUSES DE LA COMM	Food and beverage products	117,777.78
Guinea	UNION AGRO-PASTORALE DES GROUPEMENT	Food and beverage products	49,192.10
Guinea	UNION DES ETUVEUSES DE RIZ GUEANI D	Food and beverage products	31,942.92
Guinea	UNION DES FEMMES ETUVEUSES BENDA DE	Food and beverage products	47,700.00
Guinea	UNION YELOGUE DE GOUECKE (UYG)	Food and beverage products	173,945.16
Guinea	UNITED NATIONS DEVELOPMENT PROGRAMM	Politics and civic affairs services	260,903.94
Guinea	UNITED NATIONS DEVELOPMENT PROGRAMM	Transportation, storage, mail services	144,935.60
Guinea-Bissau	ADULAI BADORA SARL	Transportation, storage, mail services	142,659.38
Guinea-Bissau	GUIMETAL LDA	Building and maintenance services	39,662.26
Guinea-Bissau	ITALMA ARIANE COSTA PEREIRA	Management and admin services	32,017.08
Guinea-Bissau	UNITED NATIONS DEVELOPMENT PROGRAM	Politics and civic affairs services	60,318.84
Haiti	ADVERTISING SPECIALTIES	Domestic appliances and electronics	121,500.00
Haiti	APUD-ASSOCIATION DES PLANTES UNIE D	Food and beverage products	593,458.97
Haiti	ASSOCIATION DES PLANTEURS DE	Food and beverage products	709,136.00
Haiti	ASSOCIATION DES PRODUCTEURS DES	Food and beverage products	1,075,316.49
Haiti	CADEB (COORDINATION DES ASSOCIATION	Industrial manufacturing services	19,889.00
Haiti	CADEB (COORDINATION DES ASSOCIATION	Transportation, storage, mail services	28,881.02
Haiti	CAP TERMINAL S.A.	Transportation, storage, mail services	53,400.00
Haiti	CARIBBEAN GRAIN COMPANY SA	Food and beverage products	823,598.27
Haiti	CENTRE DE FORMATION ET D	Transportation, storage, mail services	1,041,151.38
Haiti	CHATELAIN CARGO SERVICES S.A.	Transportation, storage, mail services	307,457.52
Haiti	CONGREGATION DE SANTE CROIX	Food and beverage products	52,855.56
Haiti	ETS J.B. VITAL	Transportation, storage, mail services	96,814.00
Haiti	HAITI INTERNATIONAL FORWARDING S A	Transportation, storage, mail services	46,556.97
Haiti	INTERNATIONAL ORGANIZATION FOR MIGR	Politics and civic affairs services	200,000.00
Haiti	KARIBE HOTEL S A	Management and admin services	410,000.00
Haiti	KOPERATIV SEVIS PWODIKSYON AGRICOL	Food and beverage products	580,668.69
Haiti	MAD LOGISTICS SA	Transportation, storage, mail services	46,556.97
Haiti	MINUSTAH-UNITED NATIONS STABILIZATI	Politics and civic affairs services	236,419.55
Haiti	MONFORT PEST CONTROLE (JEAN MONFORT	Transportation, storage, mail services	32,012.22
Haiti	MSPP	Transportation, storage, mail services	58,442.89
Haiti	NABATCO (OLIVIER ACRA)	Material handling machinery	41,026.00
Haiti	NATIONALE TELECOM (NATCOM)	Engineering and research services	61,200.00
Haiti	NATIONALE TELECOM (NATCOM)	Transportation, storage, mail services	20,840.00
Haiti	PAP SECURITE SERVICES	Public order and security services	420,575.00
Haiti	PAP SECURITE SERVICES	Transportation, storage, mail services	99,700.00
Haiti	PNUD	Politics and civic affairs services	41,485.12
Haiti	PNUD	Public sector related services	539,697.00
Haiti	SHODECOSA	Transportation, storage, mail services	130,000.00
Haiti	SOCIETE HAITIENNE IMMOBILIERE SA (S	Public sector related services	240,000.00
Haiti	SOGEDIPA S.A.	Transportation, storage, mail services	375,000.00
Haiti	SOGEPLAST S A	Material handling machinery	33,551.30
Haiti	TOTAL HAITI S.A.	Fuels and lubricants etc.	318,448.23
Haiti	TOTAL HAITI S.A.	Public sector related services	230,220.34
Haiti	TRANSPORT AND CONSTRUCTION SA	Transportation, storage, mail services	71,840.32
Haiti	UNIGESTION HOLDING SA.	Engineering and research services	129,248.61
Haiti	UNIGESTION HOLDING SA.	Politics and civic affairs services	197,995.68
Haiti	UNITED NATIONS CHILDREN S FUND	Public sector related services	66,000.00
Honduras	ASOCIACION DE PRODUCTORES DEL NORTE	Food and beverage products	450,743.99
Honduras	ASOCIACION REGIONAL DE SERVICIOS AG	Food and beverage products	60,883.12
Honduras	CECRUCSO-CENTRO DE CAJAS RURALES DE	Food and beverage products	92,814.11
Honduras	DERIVADOS DE MAIZ DE HONDURAS , S,A	Food and beverage products	911,921.64
Honduras	EMPRESA COMUNITARIA DE AHORRO Y CRE	Food and beverage products	266,850.82
Honduras	EMPRESA DE PRODUCTORES EMPRENDEDORE	Food and beverage products	44,534.16
Honduras	EMPRESA DE SERVICIOS MULTIPLES UNIO	Food and beverage products	78,774.21
Honduras	EMPRESA DIECK Y DIECK S.DE R.L	Food and beverage products	671,875.94
Honduras	IHMA-INSTITUTO HONDUREÑO DE MERCADE	Food and beverage products	804,970.83
Honduras	INDUSTRIAS MOLINERAS S.A DE C.V (IM	Food and beverage products	1,552,258.51
Honduras	PALMAS ACEITERAS DE HONDURAS	Food and beverage products	1,640,105.09
Honduras	SACOS AMERICANOS S.A	Transportation, storage, mail services	32,250.00
Honduras	SERCOM DE HONDURAS	Engineering and research services	30,776.00
India	ARUN INSTITUTE OF RURAL AFFAIRS AIR	Management and admin services	59,019.75

Location of supplier	Supplier name	Category description	Value (USD)
WFP continued			
India	ASHIRBAD INFRASTRUCTURE SERVICES AN	Industrial cleaning services	18,000.00
India	ASHIRBAD INFRASTRUCTURE SERVICES AN	Security and safety equipment	17,332.09
India	BHAVEN ENTERPRISES	Editorial, design, graphic services	41,073.32
India	BHAWANI ROADWAYS	Transportation, storage, mail services	124,768.00
India	BRPL	Public sector related services	68,401.37
India	COMPACT INDIA PRIVATE LIMITED	Food and beverage products	6,199,623.95
India	DELPHIANLOGIC TECHNOLOGIES PVT LTD	Industrial cleaning services	30,000.00
India	G4S SECURE SOLUTIONS INDIA PVT LTD	Public order and security services	67,294.26
India	G4S SECURE SOLUTIONS INDIA PVT LTD	Security and safety equipment	39,925.38
India	GOVT MEDICAL COLLEGE KOZHIKODE	Management and admin services	31,436.57
India	HEXAGON NUTRITION PVT. LTD.	Engineering and research services	100,592.50
India	HEXAGON NUTRITION PVT. LTD.	Food and beverage products	1,314,718.00
India	KANHAYA LAL JAYPRAKASH	Food and beverage products	79,387.76
India	LMJ INTERNATIONAL LTD.	Food and beverage products	1,222,417.80
India	NUTRIVITA FOODS PVT LTD	Food and beverage products	1,989,680.00
India	PD NAVKAR BIO - CHEM PVT LTD	Food and beverage products	75,000.00
India	PHOENIX TRADING & CONSULTING PRIVAT	Domestic appliances and electronics	117,000.00
India	PHOENIX TRADING & CONSULTING PRIVAT	Sports and recreational equipment	170,696.01
India	PIRAMAL ENTERPRISES LTD	Food and beverage products	1,636,486.98
India	PUBLIC HEALTH FOUNDATION OF INDIA	Management and admin services	71,453.00
India	RELIEF SUPPLIER	Sports and recreational equipment	159,192.00
India	RESEARCH AND INFORMATION SYSTEMS FO	Management and admin services	81,400.34
India	SAMBODHI RESEARCH & COMMUNICATIONS	Management and admin services	158,469.49
India	SOCIAL ORGANISATION FOR VOLUNTARY A	Management and admin services	51,155.02
India	TECHNO TARP & POLYMERS PVT LTD	Material handling machinery	459,281.00
India	TECHNO TARP & POLYMERS PVT LTD	Sports and recreational equipment	17,924.20
India	TOYOTA KIRLOSKAR MOTOR PVT LTD	Motor vehicles and parts	39,037.22
Indonesia	PT. IPSOS MARKET RESEARCH	Management and admin services	30,058.65
Indonesia	PT. TIGA PILAR SEJAHTERA	Food and beverage products	3,010,347.12
Indonesia	PT.WISMA KEIAI INDONESIA	Management and admin services	302,615.68
Iran (Islamic Republic of)	ARDE ROSHAN YAZAD CO	Food and beverage products	941,973.09
Iran (Islamic Republic of)	BONAKDARI RASOULI	Food and beverage products	611,367.21
Iran (Islamic Republic of)	GOLNAZ CO	Food and beverage products	172,237.65
Iran (Islamic Republic of)	KOOSHASEPEHR SABALAN CO	Food and beverage products	145,218.42
Iran (Islamic Republic of)	UNITED NATIONS CHILDREN'S FUND	Management and admin services	106,174.06
Iran (Islamic Republic of)	UNITED NATIONS CHILDREN'S FUND	Politics and civic affairs services	18,310.18
Iran (Islamic Republic of)	ZARDANEH NOOR	Food and beverage products	148,727.28
Iran (Islamic Republic of)	ZARMACARON	Food and beverage products	135,338.50
Iraq	AKAN SEL NAKLIYAT PETROL SANAYI VE	Transportation, storage, mail services	1,617,146.99
Iraq	AL GHODWA FOR TRADING AGENCIES AND	Motor vehicles and parts	377,300.00
Iraq	AL JENOOBIA WATER TREATMENT AND SUS	Distribution equipment	1,435,520.00
Iraq	AL JENOOBIA WATER TREATMENT AND SUS	Electrical systems components	54,000.00
Iraq	AL NASEEM GENERAL TRANSPORT CO LTD	Transportation, storage, mail services	551,406.71
Iraq	AL SAMI GENERAL TRADE COMPANY LTD	Food and beverage products	2,929,907.07
Iraq	ALTUNSA COMPANY	Transportation, storage, mail services	152,123.02
Iraq	AMERICAN UNIVERSITY OF IRAQ SULAIMA	Education and training services	68,943.00
Iraq	ARDH AL MAKKA COMPANY ROYAL TULIP	Management and admin services	651,900.00
Iraq	ARDH AL MAKKA COMPANY ROYAL TULIP	Public sector related services	31,500.00
Iraq	ASDA COMPANY FOR CONTRACTING AND TR	Food and beverage products	713,980.89
Iraq	ASIAHAWALA FOR NON-BANKING FINANCIA	Politics and civic affairs services	229,091.63
Iraq	BASRA INTERNATIONAL HOTEL	Management and admin services	153,300.00
Iraq	BD COMPANY	Transportation, storage, mail services	185,148.46
Iraq	BETEL COMPANY FOR TRADING AND INSTA	Engineering and research services	70,920.00
Iraq	ERBIL ROTANA HOTEL	Industrial cleaning services	71,000.00
Iraq	GATS COMPANY FOR GENERAL AND ELECTR	Transportation, storage, mail services	78,166.84
Iraq	GEZAIRI TRANSPORT OVERSEAS S A L	Transportation, storage, mail services	265,010.00
Iraq	HIGH TECH COMPANY LTD	IT and communications equipment	93,135.00
Iraq	HUMAY ULUSLARARASI LOJISTIK GIDA NA	Transportation, storage, mail services	4,527,715.05
Iraq	INTERNATIONAL ORGANIZATION FOR MIGR	Public order and security services	31,802.00
Iraq	ISLAMIC RELIEF WORLWIDE-IRAQ	Management and admin services	55,000.00
Iraq	JANNAT AL-FARAH COMPUTERS AND ELECT	IT and communications equipment	23,700.00
Iraq	JANNAT AL-FARAH COMPUTERS AND ELECT	Office equipment	17,395.00
Iraq	JEDAR COMPANY FOR GENERAL TRADING	Material handling machinery	165,000.00
Iraq	JORDAN MODERN OIL AND FUEL SERVICES	Fuels and lubricants etc.	112,994.32
Iraq	KESTA COMPANY FOR GENERAL CONTRACTI	Transportation, storage, mail services	136,220.00
Iraq	KHASRO ALI JABBAR	Transportation, storage, mail services	172,800.00
Iraq	KILIC ULUSLARARASI NAKLIYAT ITHALAT	Transportation, storage, mail services	1,490,681.24
Iraq	KOREK TELECOM	Engineering and research services	237,150.00
Iraq	KURDISTAN REGIONAL STATISTICAL OFFI	Management and admin services	174,460.90
Iraq	MAZILAND COMPANY FOR RECONSTRUCTION	Management and admin services	96,000.00
Iraq	QALA GROUP	Fuels and lubricants etc.	50,000.00
Iraq	QALA GROUP	Transportation, storage, mail services	15,000.00
Iraq	QALAY NOGHARAN COMPANY	Transportation, storage, mail services	241,106.10
Iraq	QANDIL SWEDISH HUMANITARIAN AID	Transportation, storage, mail services	128,653.53
Iraq	S.M.B GROUP	Transportation, storage, mail services	246,600.00
Iraq	SARDAR AUTOMOBILE AND MACHINERY TRA	Motor vehicles and parts	72,000.00
Iraq	SAS AUTOMOTIVE SERVICES	Transportation, storage, mail services	136,000.00
Iraq	SHAD COMPANY	Office equipment	62,500.00
Iraq	SHAD COMPANY	Transportation, storage, mail services	2,005,202.32
Iraq	SORAAT ALIRAQ TECHNOLOGY INFORMATIO	IT and communications equipment	36,000.00
Iraq	TAYEB ABDULLAH QADER	Transportation, storage, mail services	703,350.00
Iraq	TRACK24 FZE	Public order and security services	54,000.00
Iraq	ZAIN CO-IRAQ	Engineering and research services	168,000.00
Ireland	AVENIR ANALYTICS LIMITED	Management and admin services	39,744.00

Location of supplier	Supplier name	Category description	Value (USD)
WFP continued			
Ireland	D'AMICO DRY D A C	Industrial cleaning services	5,018.75
Ireland	D'AMICO DRY D A C	Transportation, storage, mail services	1,346,041.11
Ireland	GLANBIA FOODS IRELAND LTD	Food and beverage products	1,128,805.90
Ireland	INTUITION PUBLISHING LTD	Editorial, design, graphic services	42,484.53
Ireland	INTUITION PUBLISHING LTD	Education and training services	49,980.00
Ireland	LAKELAND DAIRY SALES LTD	Food and beverage products	4,099,012.71
Ireland	LINKEDIN IRELAND LIMITED	Editorial, design, graphic services	101,007.11
Ireland	MICROSOFT IRELAND OPERATIONS LTD	Transportation, storage, mail services	2,729,548.43
Ireland	NIIT (IRELAND)LIMITED	Management and admin services	99,192.00
Israel	GESCO GENERAL SUPERINTENDENCE COMPA	Transportation, storage, mail services	91,934.48
Israel	GOLDEN WHEAT MILLS PLC	Transportation, storage, mail services	53,750.00
Italy	5TH BEAT SRLS	Management and admin services	30,966.98
Italy	ACEA ACQUA ATO 2 S.P.A	Food and beverage products	107,700.38
Italy	AF COSTRUZIONI SRL	Public sector related services	545,314.12
Italy	AKITO SRL	Engineering and research services	34,584.76
Italy	ALPERIA ENERGY SRL	Public sector related services	475,207.83
Italy	ALTEVIE TECHNOLOGIES	Management and admin services	1,253,866.16
Italy	ANDREA MAGNINI	Management and admin services	36,042.66
Italy	ARCOS ITALIA DI LATORRE GIORGIA	Services industry equipment	34,004.55
Italy	AYNO VIDEOCONFERENZE SRL	Engineering and research services	48,398.10
Italy	AYNO VIDEOCONFERENZE SRL	IT and communications equipment	100,937.63
Italy	BARCELO GESTION HOTELES ROMA SRL	Education and training services	48,968.51
Italy	BARCINO GESTIONI SRL	Education and training services	200,867.19
Italy	BODINO ENGINEERING SRL	Building and maintenance services	236,248.83
Italy	BOLLORE AFRICA LOGISTICS	Transportation, storage, mail services	1,522,024.91
Italy	BOLLORE LOGISTICS	Transportation, storage, mail services	72,419.50
Italy	BONAZZOLI SRLS	Building and maintenance services	323,682.92
Italy	BONSAIMEME SRL	Management and admin services	45,780.00
Italy	CAPGEMINI ITALIA S.P.A.	Management and admin services	2,546,930.66
Italy	CEGEKA SPA	IT and communications equipment	83,336.49
Italy	CEGEKA SPA	Management and admin services	3,791.47
Italy	CER.FAR. SAS IMPORTAZIONE ED ESPORT	Food and beverage products	80,420,547.97
Italy	CITTA DI ROMA METRONOTTE	Industrial cleaning services	54,546.43
Italy	CITTA DI ROMA METRONOTTE	Public order and security services	547,997.83
Italy	COLT TECHNOLOGY SERVICES S.P.A.	Engineering and research services	63,906.80
Italy	CONSULTHINK	Management and admin services	89,920.00
Italy	CONTRACT MANAGEMENT PIERANTONI SRL	Building and maintenance services	318,434.10
Italy	DELOITTE CONSULTING SRL	Management and admin services	34,320.56
Italy	DELOITTE RISK ADVISORY S.R.L.	Management and admin services	98,100.00
Italy	DHL EXPRESS (ITALY) S.R.L.	Transportation, storage, mail services	86,862.11
Italy	DIMENSIONE SPA	Building and maintenance services	378,545.38
Italy	ECO SERVICES SRL	Industrial cleaning services	42,103.39
Italy	EDILSIDER SPA	Building and maintenance services	144,640.75
Italy	EDILSIDER SPA	Land, building and structures	1,367,435.48
Italy	EDILSIDER SPA	Sports and recreational equipment	73,373.98
Italy	ELETTRONICA EFFEEMME SRL UNIPERSONA	Building and maintenance services	39,050.26
Italy	ERNST AND YOUNG FINANCIAL BUSINESS	Engineering and research services	103,556.49
Italy	ERNST AND YOUNG FINANCIAL BUSINESS	Management and admin services	462,884.17
Italy	ERREBIAN SPA	Paper materials and products	53,705.69
Italy	F.LLI CAROSI & C. SRL	Building and maintenance services	108,139.55
Italy	FOOD AND AGRICULTURE ORGANIZATION O	Healthcare services	807,068.00
Italy	FOOD AND AGRICULTURE ORGANIZATION O	Industrial cleaning services	346,427.00
Italy	FOOD AND AGRICULTURE ORGANIZATION O	Management and admin services	436,459.55
Italy	FOOD AND AGRICULTURE ORGANIZATION O	Medical equipment	311,930.00
Italy	FOOD AND AGRICULTURE ORGANIZATION O	Politics and civic affairs services	241,047.00
Italy	FOOD AND AGRICULTURE ORGANIZATION O	Travel, food and lodging	41,580.00
Italy	FRANCESCAREAL SRL	Management and admin services	98,184.94
Italy	FRESIA S.R.L	Management and admin services	32,077.52
Italy	GARTNER ITALIA S.R.L.	Management and admin services	59,250.00
Italy	GEMMO S.P.A	Building and maintenance services	1,052,027.73
Italy	GEODIS USA INC.	Transportation, storage, mail services	161,281.45
Italy	GESCA S.R.L.	Engineering and research services	128,423.69
Italy	GESCA S.R.L.	Transportation, storage, mail services	254,223.33
Italy	GIANESI BUS SRL	Transportation, storage, mail services	99,579.18
Italy	HI TECH INTERNATIONAL SRL	Motor vehicles and parts	113,680.00
Italy	HOLIDAY INN (SIDIM S.R.L.)	Travel, food and lodging	80,990.11
Italy	I.CON S.R.L	Engineering and research services	46,283.00
Italy	ITALFERR SPA	Management and admin services	80,155.07
Italy	K-TECH SRL	Management and admin services	257,392.00
Italy	KEY DATA SRL	Transportation, storage, mail services	349,920.00
Italy	KING AND SONS A DIVISION OF STURRO	Transportation, storage, mail services	72,658.30
Italy	KNOLL INTERNATIONAL SPA	Furniture	80,464.46
Italy	KNOLL INTERNATIONAL SPA	Industrial cleaning services	33,412.32
Italy	KNOLL INTERNATIONAL SPA	Office equipment	181,660.24
Italy	KPMG ADVISORY S.P.A	Management and admin services	1,233,128.52
Italy	MICROSOFT	Management and admin services	121,606.95
Italy	MITEL ITALIA S.P.A	Engineering and research services	227,875.78
Italy	MITEL ITALIA S.P.A	IT and communications equipment	245,024.22
Italy	NUVOLE WEB SRL	Management and admin services	150,385.00
Italy	ORACLE ITALIA S.R.L	Management and admin services	65,161.17
Italy	PAOLO SCERNI S.P.A.	Transportation, storage, mail services	88,157.46
Italy	PROGE-SOFTWARE S.R.L.	Management and admin services	83,731.99
Italy	PRSD S.R.L.	Management and admin services	71,108.62
Italy	RHENUS LOGISTICS NV	Transportation, storage, mail services	71,933.92

Location of supplier	Supplier name	Category description	Value (USD)
WFP continued			
Italy	RICOH ITALIA SRL	Industrial cleaning services	319,073.77
Italy	SAGAD S R L	Building and maintenance services	56,418.12
Italy	SAGAD S R L	Industrial cleaning services	1,073,221.76
Italy	SAP ITALIA S.P.A.	Engineering and research services	2,308,507.53
Italy	SAP ITALIA S.P.A.	Management and admin services	114,012.74
Italy	SAP ITALIA S.P.A.	Transportation, storage, mail services	1,868,309.90
Italy	SARACINI BUS SRL	Transportation, storage, mail services	149,368.76
Italy	SBG & PARTNERS BIGGIGUERRINI INGEGN	Building and maintenance services	202,385.17
Italy	SHERATON GOLF HOTEL AND RESORT, ELE	Education and training services	32,854.57
Italy	SHERATON GOLF HOTEL AND RESORT, ELE	Travel, food and lodging	63,708.76
Italy	SIXELEVEN SRL	Management and admin services	71,600.00
Italy	SMEDIL S R L	Education and training services	32,185.10
Italy	SMEDIL S R L	Travel, food and lodging	34,545.30
Italy	SOFTLAB SPA	Management and admin services	100,480.00
Italy	SOFTWAY SRL	Engineering and research services	64,716.53
Italy	SOFTWAY SRL	IT and communications equipment	75,041.81
Italy	SUISSEGAS ITALIA S P A	Public sector related services	62,761.51
Italy	SVILUPPO COMPARTO 8 S.R.L.	Management and admin services	5,900,698.83
Italy	TAGETIK SOFTWARE SRL	Engineering and research services	41,476.30
Italy	TAGETIK SOFTWARE SRL	Management and admin services	219,902.28
Italy	TECHEDGE S.P.A	Management and admin services	281,998.19
Italy	TECNOMEETING SRL	Building and maintenance services	64,644.33
Italy	TELECOM ITALIA S.P.A.	Engineering and research services	55,386.41
Italy	TOPFILM SRL	Security and safety equipment	291,817.87
Italy	UN SYSTEM STAFF COLLEGE	Education and training services	32,000.00
Italy	VENTURA S P A	Industrial cleaning services	65,368.19
Italy	VENTURA S P A	Travel, food and lodging	51,194.54
Italy	VODAFONE ITALIA SPA	Engineering and research services	568,000.00
Italy	XEROX S.P.A.	Industrial cleaning services	68,681.45
Japan	ITOCHU FOOD SALES AND MARKETING CO.	Food and beverage products	2,391,235.28
Japan	JAPAN SUISANKANZUME PACKERS ASSOCIA	Food and beverage products	2,154,350.95
Japan	MARUBENI CORPORATION	Food and beverage products	297,044.81
Japan	MITSUBISHI CORPORATION	Food and beverage products	386,110.12
Japan	NEC CORPORATION	IT and communications equipment	800,009.72
Japan	NIPPON EXPRESS CO LTD	Transportation, storage, mail services	31,454.89
Japan	NISSAN TRADING CO. LTD	Motor vehicles and parts	71,596.70
Japan	OVERSEAS MERCHANDISE INSPECTION	Engineering and research services	33,327.51
Japan	SCAN GLOBAL LOGISTICS A/S	Transportation, storage, mail services	84,310.03
Japan	SUMITOMO CORPORATION	Food and beverage products	655,417.88
Japan	TOYOTA MOTOR CORPORATION	Motor vehicles and parts	8,296,102.99
Japan	TUNA PACKERS ASSOCIATION OF JAPAN	Food and beverage products	1,339,174.65
Japan	WPD JAWFP	Industrial cleaning services	200,000.00
Jordan	ABDELAHAD KATTAN & SONS CO	Transportation, storage, mail services	73,365.25
Jordan	ADYAMAN FOR GENERAL TRADING LLC	Food and beverage products	299,491.53
Jordan	AHMAD ABU DABOUR AND BROTHERS	Food and beverage products	270,871.78
Jordan	AIR SPACE AVIATION SERVICES	Transportation, storage, mail services	591,381.00
Jordan	ALDAHIR FOR LOGISTICS SERVICES	Transportation, storage, mail services	66,145.78
Jordan	ALMUNSHED FOR TRADING LTD COMPANY	Industrial cleaning services	84,000.00
Jordan	AUTOMATIC BAKERY COMMUNICATION GROU	Food and beverage products	161,106.75
Jordan	AZMI HABIBA AND SONS CO	Food and beverage products	113,166.09
Jordan	BISCARA FOR CLEANING SERVICERS LINA	Industrial cleaning services	170,649.74
Jordan	DALLAH RENT A CAR	Transportation, storage, mail services	41,646.48
Jordan	DARWISH MUSTAFA AL SAEDY SONS AND P	Food and beverage products	12,090,517.04
Jordan	EDAMA SOLAR ENERGY CO	Power generation machinery	272,727.41
Jordan	FIRST TECHNICAL SUPPORT LOGISTIC CO	Food and beverage products	904,133.70
Jordan	FIRST TECHNICAL SUPPORT LOGISTIC CO	Management and admin services	1,050,200.50
Jordan	GULF INDUSTRIAL DEVLEOPMENT CO LTD	Food and beverage products	486,421.22
Jordan	HEPTAGON CONTRACTING CO	Building and maintenance services	32,203.39
Jordan	INTERNATIONAL COMPANY FOR OUTSOURCI	Management and admin services	890,400.00
Jordan	INTERNATIONAL ORGANISATION FOR MIGR	Politics and civic affairs services	30,000.00
Jordan	JORDAN MOBILE TELEPHONE SERVICE	Engineering and research services	231,808.84
Jordan	JORDAN PETROLEUM MARKETING COMPANY	Fuels and lubricants etc.	1,747,521.19
Jordan	JORDAN SILOS AND SUPPLY GENERAL CO.	Food and beverage products	761,032.94
Jordan	JORDAN SILOS AND SUPPLY GENERAL CO.	Land, building and structures	37,182.21
Jordan	JORDAN SILOS AND SUPPLY GENERAL CO.	Transportation, storage, mail services	52,436.45
Jordan	JORDANIAN ELECTRIC POWER	Public sector related services	157,227.85
Jordan	KHALIFEH GROUP FOR ADVANCED INDUSTR	Transportation, storage, mail services	49,435.03
Jordan	KUEHNE+NAGEL JORDAN LTD	Transportation, storage, mail services	616,831.10
Jordan	LAND MARK AMMAN HOTEL &CONFERENCE C	Management and admin services	42,372.88
Jordan	LAND MARK AMMAN HOTEL &CONFERENCE C	Transportation, storage, mail services	907,356.51
Jordan	LE MERIDIEN AMMAN HOTEL	Transportation, storage, mail services	499,926.98
Jordan	LUMINUS CATERING AND STUFF TRADING	Food and beverage products	7,241,220.77
Jordan	LUMINUS CATERING AND STUFF TRADING	Industrial manufacturing services	51,184.11
Jordan	SALAM INTERNATIONAL TRANSPORT AND T	Transportation, storage, mail services	38,418.08
Jordan	SATELLITE CAR COMPANY	Transportation, storage, mail services	79,872.89
Jordan	SAUDI JORDANIAN INDUSTRIAL DEVELOPM	Food and beverage products	2,219,151.09
Jordan	SEVENTH DAY ADVENTIST WELFARE SOCIE	Management and admin services	240,000.00
Jordan	SGS-JORDAN	Engineering and research services	288,680.15
Jordan	SGS-JORDAN	Transportation, storage, mail services	36,262.71
Jordan	SHARK FOR SECURITY AND ARMED PROTEC	Public order and security services	446,370.96
Jordan	TAIMAA AUTOMATIC BAKERIES	Food and beverage products	325,009.73
Jordan	TAZWEED COMMERCIAL SOLUTIONS CO	Food and beverage products	617,078.05
Jordan	TWOS TRADE COMPANY	Services industry equipment	1,342,033.91
Jordan	UN ASSISTANCE MISSION FOR IRAQ	Fuels and lubricants etc.	45,000.00

Location of supplier	Supplier name	Category description	Value (USD)
WFP continued			
Jordan	UN ASSISTANCE MISSION FOR IRAQ	Industrial cleaning services	40,000.00
Jordan	UN ASSISTANCE MISSION FOR IRAQ	Management and admin services	303,537.14
Jordan	UN ASSISTANCE MISSION FOR IRAQ	Office equipment	20,000.00
Jordan	UN ASSISTANCE MISSION FOR IRAQ	Politics and civic affairs services	100,000.00
Jordan	UN ASSISTANCE MISSION FOR IRAQ	Public order and security services	440,000.00
Jordan	UNDP IRAQ	Land, building and structures	11,201.00
Jordan	UNDP IRAQ	Management and admin services	266,880.60
Jordan	UNDP IRAQ	Politics and civic affairs services	58,206.71
Jordan	UNDP IRAQ	Power generation machinery	4,310.00
Jordan	UNDP IRAQ	Public sector related services	22,414.00
Jordan	UNDP IRAQ	Transportation, storage, mail services	2,000.00
Jordan	UNITED NATIONS DEVELOPMENT PROGRAMM	Public sector related services	100,000.00
Jordan	UNITED NATIONS OFFICE FOR PROJECT	Industrial cleaning services	153,161.00
Jordan	UNITED NATIONS OFFICE FOR PROJECT	Politics and civic affairs services	258,817.48
Jordan	YOUSEF AL-ZOUBI AND HIS SON	Food and beverage products	828,852.43
Kenya	A.O. BAYUSUF & SONS LTD	Transportation, storage, mail services	232,019.36
Kenya	ABERCROMBIE & KENT KENYA LTD	Industrial cleaning services	86,784.22
Kenya	ABERCROMBIE & KENT KENYA LTD	Office equipment	3,109.15
Kenya	ABERCROMBIE & KENT KENYA LTD	Transportation, storage, mail services	305,463.32
Kenya	ABI ELMI TRANSPORTERSM	Transportation, storage, mail services	768,517.87
Kenya	ADAN MOHAMED FARAH	Transportation, storage, mail services	38,885.12
Kenya	AFRICA ECONOMIC RESEARCH CONSORTIUM	Education and training services	230,000.00
Kenya	AINU SHAMSHI HAULIERS LIMITED	Transportation, storage, mail services	248,316.70
Kenya	ALLIED TRANSPORT AGENT	Transportation, storage, mail services	715,428.00
Kenya	ALMAR CONTAINERS EAST AFRICA LTD	Material handling machinery	37,912.00
Kenya	ALPHA LOGISTICS SERVICES (EPZ)LTD.	Transportation, storage, mail services	100,903.83
Kenya	ALS LIMITED	Building and maintenance services	2,500.00
Kenya	ALS LIMITED	Transportation, storage, mail services	21,094,004.23
Kenya	AMIIN TRANSPORTER LIMITED	Transportation, storage, mail services	494,360.00
Kenya	ANGATA FARMERS ASSOCIATION	Food and beverage products	377,289.02
Kenya	ANTHONY LAND ASSOCIATES	Management and admin services	70,195.00
Kenya	APA INSURANCE LIMITED	Financial and insurance services	72,872.44
Kenya	ASAL GENERAL TRADING COMPANY LTD	Transportation, storage, mail services	338,850.00
Kenya	AVIATION COMMUNICATION UK LTD	Financial and insurance services	6,000.00
Kenya	AVIATION COMMUNICATION UK LTD	Transportation, storage, mail services	119,740.00
Kenya	AWALE ENTERPRISES LIMITED	Transportation, storage, mail services	1,029,996.39
Kenya	AWALE ENTERPRISES LTD	Transportation, storage, mail services	202,770.98
Kenya	AWALE TRANSPORTERS LTD	Transportation, storage, mail services	1,034,788.97
Kenya	BABUH FREIGHTERS	Transportation, storage, mail services	425,178.74
Kenya	BACK TRACK LIMITED	Engineering and research services	57,580.00
Kenya	BAHCHU TRADING COMPANY LTD	Transportation, storage, mail services	832,694.00
Kenya	BLACKWOOD HODGE (K) LTD.	Building and maintenance services	34,672.70
Kenya	BLACKWOOD HODGE (K) LTD.	Power generation machinery	148,658.44
Kenya	BOKHOL TRANSPORTERS LTD	Transportation, storage, mail services	310,482.90
Kenya	BOLLORE TRANSPORT AND LOGISTICS KEN	Transportation, storage, mail services	2,394,308.71
Kenya	BORALGY CONSTRUCTION COMPANY LIMITE	Transportation, storage, mail services	550,836.00
Kenya	BOTTO SOLAR LTD	Services industry equipment	50,985.00
Kenya	BURGAL INVESTMENT AND TRANSPORTERS	Transportation, storage, mail services	96,609.02
Kenya	CASH AND VOUCHERS KENYA	Politics and civic affairs services	356,835.39
Kenya	CENTER STAR COMPANY LTD	Transportation, storage, mail services	264,175.00
Kenya	CO-OPERATIVE BANK OF KENYA LIMITED	Politics and civic affairs services	148,806.44
Kenya	COAST TERMINAL EAST AFRICA LIMITED	Transportation, storage, mail services	690,448.15
Kenya	COMPULYNX LIMITED	Education and training services	18,000.00
Kenya	COMPULYNX LIMITED	Electrical systems components	233.24
Kenya	COMPULYNX LIMITED	Engineering and research services	50,000.00
Kenya	COMPULYNX LIMITED	IT and communications equipment	142,956.17
Kenya	COMPULYNX LIMITED	Management and admin services	53,960.00
Kenya	COMPULYNX LIMITED	Office equipment	896,687.59
Kenya	COMPUTECH LTD.	Building and maintenance services	40,514.00
Kenya	CREDIBLE SERVICES LTD	Transportation, storage, mail services	219,580.83
Kenya	CROWN PETROLEUM (K) LTD	Transportation, storage, mail services	34,776.00
Kenya	CYKA MANPOWER SERVICES LIMITED	Transportation, storage, mail services	652,602.17
Kenya	DAC AVIATION (EA) LIMITED	Financial and insurance services	28,922.90
Kenya	DAC AVIATION (EA) LIMITED	Transportation, storage, mail services	3,427,278.10
Kenya	DALMAR TRANSPORTERS LTD	Transportation, storage, mail services	706,847.44
Kenya	DAMEY TRADING CO.LIMITED	Transportation, storage, mail services	353,475.00
Kenya	DE LA RUE CURRENCY AND SECURITY PRI	Editorial, design, graphic services	52,000.00
Kenya	DE LA RUE CURRENCY AND SECURITY PRI	Politics and civic affairs services	133,456.00
Kenya	DESERT STAR TRANSPORTER LIMITED	Transportation, storage, mail services	966,735.00
Kenya	DOWNLINK COMPANY LIMITED	Transportation, storage, mail services	48,304.51
Kenya	EAST AFRICAN ROADWAYS LTD	Transportation, storage, mail services	579,496.50
Kenya	EKISILI LOGISTICS CO LTD	Transportation, storage, mail services	61,140.60
Kenya	ELAD COMPANY LIMITED	Transportation, storage, mail services	354,294.86
Kenya	EWALA CONSTRUCTORS & SUPPLIERS COMP	Transportation, storage, mail services	30,396.60
Kenya	EXPORT TRADING COMPANY LIMITED	Food and beverage products	9,857,157.55
Kenya	FIELD STAR INTERNATIONAL LIMITED	Transportation, storage, mail services	294,760.00
Kenya	FINEJET LIMITED	Fuels and lubricants etc.	3,945,200.00
Kenya	G4S KENYA LIMITED	Public order and security services	455,940.67
Kenya	GABNA TRADING CO. LTD	Public order and security services	130,461.66
Kenya	GADANO GENERAL TRADING CO. LTD	Transportation, storage, mail services	2,349,283.94
Kenya	GANDAY GENERAL TRADING AND TRANSPOR	Transportation, storage, mail services	1,355,580.73
Kenya	GEN. RTD M H MOHAMED	Management and admin services	34,697.79
Kenya	GLOBAL FREIGHT AND LOGISTIC CO. LTD	Transportation, storage, mail services	36,501.85
Kenya	GRAIN BULK HANDLERS LTD	Transportation, storage, mail services	800,564.97

Location of supplier	Supplier name	Category description	Value (USD)
WFP continued			
Kenya	GREENLINE HOLDINGS COMPANY LIMITED	Transportation, storage, mail services	209,250.00
Kenya	GULF ENERGY LIMITED	Fuels and lubricants etc.	297,100.00
Kenya	HAFSA TRADING CO. LTD	Transportation, storage, mail services	43,500.00
Kenya	HAMOS ENTERPRISES LIMITED	Transportation, storage, mail services	91,703.89
Kenya	HAYBE TRANSPORT LIMITED	Transportation, storage, mail services	42,000.00
Kenya	ILAYS TRADING AND TRANSPORT CO. LTD	Transportation, storage, mail services	234,000.00
Kenya	INFRAENERGY SERVICES LIMITED	Engineering and research services	98,000.00
Kenya	INSTA PRODUCTS (EPZ) LIMITED	Food and beverage products	2,040,752.00
Kenya	INTEGRA SUPPLY CHAIN SOLUTIONS LIMI	Transportation, storage, mail services	76,872.40
Kenya	INTERCAPE FREIGHT CO. LTD	Transportation, storage, mail services	30,000.00
Kenya	INTERNATIONAL AIR TRANSPORT ASSOCIA	Transportation, storage, mail services	31,400.00
Kenya	INTERNATIONAL ORGANIZATION FOR MIGR	Politics and civic affairs services	104,743.55
Kenya	INTERPORT HOLDING LTD	Transportation, storage, mail services	45,563.73
Kenya	INTERTEK TESTING SERVICES PTY	Engineering and research services	263,068.61
Kenya	IPSOS LIMITED	Management and admin services	34,500.00
Kenya	IQBAL TRANSPORTERS LIMITED	Transportation, storage, mail services	82,400.00
Kenya	ISKASHI COMMERCIAL & TRADING CO. IT	Transportation, storage, mail services	595,040.00
Kenya	JKUAT ENTERPRISES LIMITED	Management and admin services	169,928.00
Kenya	KAHIA TRANSPORTERS LIMITED	Transportation, storage, mail services	167,760.00
Kenya	KARACHI HARDWARE AND CONSTRUCTION C	Building and maintenance services	39,237.18
Kenya	KASAS LIMITED	Financial and insurance services	5,583.97
Kenya	KASAS LIMITED	Transportation, storage, mail services	7,795,060.26
Kenya	KENGAS LINK LIMITED	Transportation, storage, mail services	1,213,528.89
Kenya	KENSALT LIMITED	Food and beverage products	4,958,046.23
Kenya	KENTAINERS LIMITED	Office equipment	177,612.84
Kenya	KENYA AIRPORTS AUTHORITY	Transportation, storage, mail services	31,200.00
Kenya	KENYA KAZI SERVICES LIMITED	Public order and security services	195,004.75
Kenya	KENYA REVENUE AUTHORITY	Transportation, storage, mail services	384,000.00
Kenya	KIEWA GROUP LIMITED	Food and beverage products	812,604.00
Kenya	KILINDINI WAREHOUSES K LTD.	Transportation, storage, mail services	596,162.18
Kenya	KYEVALUKI SERVICES LIMITED	Transportation, storage, mail services	69,600.00
Kenya	KYOGA HAULIERS (K) LTD	Transportation, storage, mail services	620,350.00
Kenya	LINO STATIONERS AFRICA LIMITED	Paper materials and products	34,591.00
Kenya	LIQUID TELECOMMUNICATIONS KENYA	Engineering and research services	13,236.57
Kenya	LIQUID TELECOMMUNICATIONS KENYA	Transportation, storage, mail services	23,314.94
Kenya	LUQMAN PETROLEUM CO LIMITED	Fuels and lubricants etc.	3,500,009.80
Kenya	LUSIDLE PETROLEUM AND LOGISTICS LTD	Transportation, storage, mail services	43,725.96
Kenya	M.M MUSE LIMITED	Transportation, storage, mail services	276,045.00
Kenya	MAHUNGU DISTRIBUTORS LIMITED	Transportation, storage, mail services	30,591.33
Kenya	MAJLIS INTERNATIONAL	Transportation, storage, mail services	138,900.00
Kenya	METRO LOGISTICS LIMITED	Transportation, storage, mail services	637,076.97
Kenya	MINOLTA LIMITED	Transportation, storage, mail services	50,400.00
Kenya	MODERN COAST BUILDERS & CONTRACTORS	Transportation, storage, mail services	1,193,460.79
Kenya	MOHAMMED T.K AND F.M BHAIJI	Management and admin services	63,572.82
Kenya	MULTICHOICE (K) LTD	Industrial cleaning services	55,931.30
Kenya	MULTICHOICE (K) LTD	Published products	55,785.66
Kenya	MULTIPLE SOLUTIONS LIMITED	Transportation, storage, mail services	165,622.50
Kenya	MUTHENGERA TRANSPORTERS LIMITED	Transportation, storage, mail services	288,229.57
Kenya	NAIPA SUPERMARKET LTD	Transportation, storage, mail services	30,396.60
Kenya	NAPEIMAIT COMPANY LIMITED	Transportation, storage, mail services	193,407.54
Kenya	NEXT TECHNOLOGIES	IT and communications equipment	44,391.60
Kenya	NORTHERN KING TRANSPORTER LTD	Transportation, storage, mail services	109,760.00
Kenya	NURIA MAMO	Public order and security services	79,711.29
Kenya	OPEN CAPITAL ADVISORS LIMITED	Management and admin services	121,095.00
Kenya	OPTION NINETEEN AGENCIES	Office equipment	104,344.24
Kenya	P.N. MASHRU LTD	Transportation, storage, mail services	216,399.01
Kenya	PELICAN HAULAGE CONTRACTORS LIMITED	Transportation, storage, mail services	215,434.73
Kenya	PISU AND COMPANY LIMITED	Food and beverage products	1,420,660.00
Kenya	PLANES FOR AFRICA LTD	Transportation, storage, mail services	404,200.00
Kenya	POLUCON SERVICES KENYA LTD	Engineering and research services	52,042.00
Kenya	PONDAROSA LIMITED	Management and admin services	56,930.88
Kenya	QUICK HANDLING AVIATION SERVICES	Transportation, storage, mail services	92,200.00
Kenya	RAMJI DEVJI VEKARIA	Transportation, storage, mail services	115,302.30
Kenya	RED SEA TRADING COMPANY LIMITED	Transportation, storage, mail services	1,193,833.24
Kenya	REGIONAL ROAD TRANSPORT LTD	Transportation, storage, mail services	261,955.00
Kenya	RELIEFLINE KENYA LIMITED	Office equipment	194,833.33
Kenya	ROLE MODEL LOGISTICS LTD	Transportation, storage, mail services	1,199,055.95
Kenya	ROSEWOOD FURNITURE MANUFACTURERS LI	Furniture	68,584.25
Kenya	ROYLINE LOGISTICS LIMITED	Transportation, storage, mail services	390,471.00
Kenya	RUTH WAMUCA NJUGUNA	Management and admin services	52,103.43
Kenya	S.S. DHILLON TRANSPORTERS	Transportation, storage, mail services	210,342.51
Kenya	SAFARI PARK HOTEL	Education and training services	33,868.68
Kenya	SAFARICOM LIMITED	Engineering and research services	284,515.83
Kenya	SAFARICOM LIMITED	Financial and insurance services	401,995.44
Kenya	SAFARICOM LIMITED	Personal and domestic services	1,041,865.03
Kenya	SAFARICOM LIMITED	Politics and civic affairs services	484,878.28
Kenya	SANKARA NAIROBI	Education and training services	48,157.43
Kenya	SEAFORTH SHIPPING (KENYA) LTD.	Transportation, storage, mail services	39,032.74
Kenya	SEVEN FOUR EIGHT AIR SERVICES (K) L	Building and maintenance services	1,500.00
Kenya	SEVEN FOUR EIGHT AIR SERVICES (K) L	Transportation, storage, mail services	15,195,176.32
Kenya	SGS (KENYA) LIMITED	Transportation, storage, mail services	117,811.00
Kenya	SIGHT & SOUND COMPUTERS LTD	IT and communications equipment	198,542.32
Kenya	SIGINON FREIGHT LTD	Industrial cleaning services	87,274.22
Kenya	SIGINON GROUP LIMITED	Management and admin services	209,808.00

Location of supplier	Supplier name	Category description	Value (USD)
WFP continued			
Kenya	SIGINON GROUP LIMITED	Transportation, storage, mail services	3,107,265.56
Kenya	SINTEL SECURITY PRINT SOLUTIONS LTD	IT and communications equipment	51,923.08
Kenya	SPEDAG INTERFREIGHT KENYA LIMITED	Transportation, storage, mail services	1,914,339.94
Kenya	SPOTTED ANYWHERE LIMITED	Public order and security services	19,377.97
Kenya	SPOTTED ANYWHERE LIMITED	Security and safety equipment	19,377.97
Kenya	ST. TERESA'S CENTRE	Education and training services	32,460.63
Kenya	STANDARD CHARTERED BANK OF KENYA LI	Industrial cleaning services	100,000.00
Kenya	STANDARD CHARTERED BANK OF KENYA LI	Politics and civic affairs services	1,700,000.00
Kenya	STANDARD CHARTERED BANK OF KENYA LI	Transportation, storage, mail services	50,000.00
Kenya	STANDARD CHARTERED BANK OF KENYA LI	Travel, food and lodging	480,000.00
Kenya	TANAD TRANSPORTERS LTD	Transportation, storage, mail services	577,100.00
Kenya	TANASUL TRANSPORTERS LIMITED	Transportation, storage, mail services	195,679.79
Kenya	TASAM LOGISTICS LTD	Transportation, storage, mail services	1,275,580.90
Kenya	TASLIM TRANSPORT LTD	Transportation, storage, mail services	367,945.00
Kenya	TAWAKAL TRADING COMPANY LIMITED	Transportation, storage, mail services	761,905.73
Kenya	TECHNO RELIEF SERVICES	Office equipment	224,697.43
Kenya	TERMIPEST LTD	Transportation, storage, mail services	56,559.48
Kenya	TERTIARY CONSULTING ENGINEERS LTD	Industrial cleaning services	116,147.99
Kenya	TEXPLAST INDUSTRIES LTD	Material handling machinery	1,101,005.42
Kenya	TEXPLAST INDUSTRIES LTD	Transportation, storage, mail services	75,750.00
Kenya	THAMES ELECTRICALS LTD	Office equipment	42,267.71
Kenya	THE HIVE LIMITED	Farming, fishing equipment	52,966.84
Kenya	THE KENYA POWER & LIGHTING CO. LTD.	Public sector related services	38,778.48
Kenya	THE REGENTS OF THE UNIVERSITY OF CA	Management and admin services	260,000.00
Kenya	THE WINDSOR GOLF AND COUNTRY CLUB	Education and training services	82,418.69
Kenya	TIBA FREIGHT FORWARDERS LTD	Transportation, storage, mail services	287,462.71
Kenya	TIRUPATI KENYA LTD	Published products	144,167.90
Kenya	TIRUPATI KENYA LTD	Security and safety equipment	49,993.00
Kenya	TOPLINE TRANSPORTERS LIMITED	Transportation, storage, mail services	110,400.00
Kenya	TOTAL KENYA LTD	Fuels and lubricants etc.	49,858.73
Kenya	TOTAL KENYA LTD	Public sector related services	26,847.01
Kenya	TOTAL SOLUTIONS LIMITED	IT and communications equipment	66,991.35
Kenya	TOYOTA KENYA LIMITED	Motor vehicles and parts	41,187.00
Kenya	TRADEWINDS AVIATION SERVICES LTD	Transportation, storage, mail services	66,000.00
Kenya	TRIBE HOTEL LTD.	Education and training services	31,744.81
Kenya	TURKANA TECHNICAL AND BUILDING	Building and maintenance services	92,777.38
Kenya	UDONGA GENERAL MERCHANTS	Material handling machinery	96,632.00
Kenya	ULTRA EQUIPMENT LTD	Office equipment	128,673.72
Kenya	UN HABITAT	Education and training services	275,400.00
Kenya	UNDP REPRESENTATIVE IN SOMALIA	Politics and civic affairs services	1,350,023.30
Kenya	UNDP REPRESNTATUIVE IN KENYA	Politics and civic affairs services	100,000.00
Kenya	UNHCR SUB-OFFICE DADAAB	Politics and civic affairs services	125,748.72
Kenya	UNICEF - NAIROBI	Management and admin services	171,376.00
Kenya	UNITED NATIONS OFFICE NAIROBI	Engineering and research services	156,600.00
Kenya	UNITED NATIONS OFFICE NAIROBI	Management and admin services	387,496.14
Kenya	UNITED NATIONS OFFICE NAIROBI	Politics and civic affairs services	462,041.00
Kenya	UNITED NATIONS OFFICE NAIROBI	Public sector related services	411,863.63
Kenya	UNTED NATIONS SUPPORT OFFICE IN SOM	Fuels and lubricants etc.	38,195.41
Kenya	UNTED NATIONS SUPPORT OFFICE IN SOM	Politics and civic affairs services	309,210.89
Kenya	VICTORIA FURNITURES LIMITED	Furniture	112,241.00
Kenya	WORLD VISION INTERNATIONAL - SOMALI	Management and admin services	39,193.35
Kenya	YAHYE MOHAMED NOOR	Public order and security services	80,202.69
Kenya	YANA TYRE CENTRE LIMITED	Motor vehicles and parts	34,858.37
Kenya	ZAMIL CONSTRUCTION AND TRANSPORTERS	Office equipment	53,459.43
Kyrgyzstan	AKUN CJSC	Food and beverage products	149,205.01
Kyrgyzstan	ARTO LLC	Domestic appliances and electronics	2,385.35
Kyrgyzstan	ARTO LLC	Furniture	1,418.32
Kyrgyzstan	ARTO LLC	Material handling machinery	1,925.30
Kyrgyzstan	ARTO LLC	Services industry equipment	83,327.73
Kyrgyzstan	BISHKEKSKIY MELKOMBINAT OJSC	Food and beverage products	638,040.34
Kyrgyzstan	IGOR GUSAROV	Management and admin services	78,000.00
Kyrgyzstan	KLEN KG LLC	Domestic appliances and electronics	11,096.96
Kyrgyzstan	KLEN KG LLC	Furniture	13,539.10
Kyrgyzstan	KLEN KG LLC	Material handling machinery	4,400.14
Kyrgyzstan	KLEN KG LLC	Services industry equipment	53,704.59
Kyrgyzstan	OJSC KARASU-DAN-AZYK	Food and beverage products	50,475.49
Kyrgyzstan	OSOO KARVEN-FOUR SEASONS	Education and training services	33,400.39
Kyrgyzstan	SECURITY ASSOCIATED LLC	Public order and security services	29,920.18
Kyrgyzstan	SECURITY ASSOCIATED LLC	Transportation, storage, mail services	3,414.06
Kyrgyzstan	TRIADA PRINT LLC	Editorial, design, graphic services	31,655.94
Kyrgyzstan	TRIADA PRINT LLC	Industrial cleaning services	1,620.23
Kyrgyzstan	TRIADA PRINT LLC	Transportation, storage, mail services	112.11
Lao People's Democratic Republic	BOUALY SITHAMMAVONG	Transportation, storage, mail services	50,930.82
Lao People's Democratic Republic	DEPARTMENT OF HYGIENE AND HEALTH	Management and admin services	41,253.00
Lao People's Democratic Republic	GM HELICOPTERS	Transportation, storage, mail services	3,719,017.80
Lao People's Democratic Republic	LASAXOK SOLE CO LTD	Environmental services	60,621.00
Lao People's Democratic Republic	LASAXOK SOLE CO LTD	Musical instruments and arts and crafts	40,109.07
Lao People's Democratic Republic	LASAXOK SOLE CO LTD	Services industry equipment	51,240.04
Lao People's Democratic Republic	LUAMMIT TRANSPORTATION SERVICE CO.	Transportation, storage, mail services	67,167.08
Lao People's Democratic Republic	NATIONAL AGRICULTURE AND FORESTRY R	Public sector related services	159,231.00
Lao People's Democratic Republic	NEW CHIP XENG CO., LTD	Motor vehicles and parts	69,000.00
Lao People's Democratic Republic	NITTHIDA VONGSAY	Transportation, storage, mail services	36,302.50
Lao People's Democratic Republic	PLAN INTERNATIONAL LAOS	Public sector related services	182,021.00
Lao People's Democratic Republic	PRADITH PHOTHISANE	Management and admin services	48,000.00

Location of supplier	Supplier name	Category description	Value (USD)
WFP continued			
Lao People's Democratic Republic	SOMSACK SIRIVONG	Transportation, storage, mail services	102,597.87
Lao People's Democratic Republic	STATE LAND RIVER TRANSPORT ENTERPRI	Transportation, storage, mail services	68,050.38
Lao People's Democratic Republic	VANGKHAM CONSTRUCTION CO LTD	Musical instruments and arts and crafts	171,130.48
Lebanon	ADVANCED CAR RENTAL	Transportation, storage, mail services	30,000.00
Lebanon	AL MAHRAN GROUP FOR GENERAL TRADING	Fuels and lubricants etc.	45,000.00
Lebanon	AL MAHRAN GROUP FOR GENERAL TRADING	Transportation, storage, mail services	45,000.00
Lebanon	ALL TRANSPORT AGENCY	Industrial cleaning services	30,000.00
Lebanon	ALL TRANSPORT AGENCY	Land, building and structures	14,000.00
Lebanon	AMERICAN UNIVERSITY OF BEIRUT	Management and admin services	464,089.00
Lebanon	AMINE AOUR MIDDLE EAST FOODS SAL	Food and beverage products	844,235.05
Lebanon	BANQUE LIBANO-FRANÇAISE SAL	Politics and civic affairs services	1,525,232.00
Lebanon	GROUP 4 SECURITY SERVICES LEBANON	Public order and security services	54,000.00
Lebanon	INCONET DATA MANAGEMENT SAL	Engineering and research services	52,620.00
Lebanon	LAND TRANSPORT INTERNATIONAL-LTI	Transportation, storage, mail services	2,468,947.24
Lebanon	MEDITERANEAN OIL SHIPPING AND TRANS	Fuels and lubricants etc.	56,050.00
Lebanon	MEDITERRANEAN OIL SHIPPING AND TRAN	Fuels and lubricants etc.	81,300.00
Lebanon	MIC1 S.A.L	Engineering and research services	149,000.00
Lebanon	MICROCITY FOUAD HALAWI AND CO	IT and communications equipment	37,401.10
Lebanon	MSCA SAL	Transportation, storage, mail services	50,000.00
Lebanon	REGUS LIBAN SAL	Engineering and research services	4,246.00
Lebanon	REGUS LIBAN SAL	Industrial cleaning services	11,650.00
Lebanon	REGUS LIBAN SAL	Management and admin services	355,430.00
Lebanon	SAMI ABDO RIZKALLAH	Management and admin services	34,680.00
Lebanon	SGS LIBAN S A L	Transportation, storage, mail services	91,250.00
Lebanon	TAJARA SAL	Food and beverage products	267,123.74
Lebanon	TELETRADE COMPUTER SYSTEMS SAL	IT and communications equipment	31,600.00
Lebanon	TRANSPORTERS SAL	Transportation, storage, mail services	2,974,553.90
Lebanon	UNHCR LEBANON	Public sector related services	659,688.35
Lebanon	UNITED NATIONS DEVELOPMENT	Politics and civic affairs services	69,001.02
Lesotho	BUILDER'S CITY	Farming, fishing equipment	63,610.30
Lesotho	ES MAITIN COMMERCIAL TANSPORT	Politics and civic affairs services	30,583.21
Lesotho	ES MAITIN COMMERCIAL TANSPORT	Transportation, storage, mail services	223,671.03
Lesotho	FOOD MANAGEMENT UNIT	Politics and civic affairs services	41,400.00
Lesotho	LESOTHO FLOUR MILLS LTD	Food and beverage products	506,464.06
Lesotho	MORATUOA PRE PACKERS	Food and beverage products	330,950.00
Lesotho	PRIDE MILLING CO (PTY) LTD	Transportation, storage, mail services	68,361.06
Lesotho	PT RATALANE CONSTRUCTION (PTY) LTD	Environmental services	67,698.12
Lesotho	QUARTZ INVESTMENTS PTY LTD	Motor vehicles and parts	144,310.40
Lesotho	SENQU CONSTRUCTION PTY LTD	Environmental services	69,800.72
Lesotho	STANDARD LESOTHO BANK	Politics and civic affairs services	103,148.08
Lesotho	TASTY FOOD PACKERS PTY LTD	Food and beverage products	117,777.85
Liberia	AGRICULTURE INFRASTRUCTURE AND INVE	Food and beverage products	122,979.50
Liberia	APM TERMINALS LIBERIA LTD	Politics and civic affairs services	20,000.00
Liberia	APM TERMINALS LIBERIA LTD	Transportation, storage, mail services	21,750.00
Liberia	ASSOCIATED BUILDERS AND CONTRACTORS	Building and maintenance services	83,389.69
Liberia	BEN KADI TRANSPORT SERVICE	Transportation, storage, mail services	234,005.19
Liberia	BROTHERS TRANSPORT SERVICES	Transportation, storage, mail services	187,585.88
Liberia	CELLCOM TELECOMMUNICATIONS INC.	IT and communications equipment	42,000.00
Liberia	EFFICIENT LOGISTIC SERVICES	Transportation, storage, mail services	36,732.54
Liberia	FLAMINIA SHIPPING SA	Transportation, storage, mail services	1,046,208.66
Liberia	FOUTA CORPORATION	Food and beverage products	213,600.00
Liberia	G N TRADING INC	Material handling machinery	90.00
Liberia	G N TRADING INC	Power generation machinery	7,500.00
Liberia	G N TRADING INC	Printing, photo and AV equipment	1,750.00
Liberia	G N TRADING INC	Services industry equipment	43,870.00
Liberia	GEODIS USA INC.	Transportation, storage, mail services	78,908.32
Liberia	HIGHWAY CONSTRUCTION & MAINTENANCE	Building and maintenance services	38,737.12
Liberia	IGNATIUS N . CLAY	Management and admin services	65,000.00
Liberia	K & K TRADING CORPORATION	Food and beverage products	319,800.00
Liberia	LIBERIA TELECOMMUNICATION CORPORATI	Industrial cleaning services	48,000.00
Liberia	MAWATA TRANSPORT	Politics and civic affairs services	30,000.00
Liberia	MAWATA TRANSPORT	Transportation, storage, mail services	57,555.85
Liberia	MURPHY SHIPPING AND COMMERCIAL SERV	Transportation, storage, mail services	44,700.00
Liberia	PETRO TRADE INC	Industrial cleaning services	77,550.00
Liberia	SECURITY EXPERT GUARD AGENCY OF LIB	Industrial cleaning services	83,640.00
Liberia	SECURITY EXPERT GUARD AGENCY OF LIB	Public order and security services	266,414.08
Liberia	SUPPLYING WEST AFRICA TRADER INCO	Food and beverage products	122,219.63
Liberia	TOTAL LIBERIA INC	Public sector related services	33,840.00
Liberia	UNDP	Management and admin services	108,790.00
Liberia	UNDP	Politics and civic affairs services	302,040.07
Liberia	UNDP	Public order and security services	10,095.66
Liberia	UNITED MOTOR COMPANY	Motor vehicles and parts	59,850.00
Liberia	UNITED NATIONS MISSION IN LIBERIA	Fuels and lubricants etc.	100,930.09
Liberia	UNITED NATIONS MISSION IN LIBERIA	Motor vehicles and parts	13,390.33
Liberia	UNITED NATIONS MISSION IN LIBERIA	Public sector related services	97,513.32
Liberia	VISHNU TRADING INC	Farming, fishing equipment	3,000.00
Liberia	VISHNU TRADING INC	Material handling machinery	1,960.00
Liberia	VISHNU TRADING INC	Power generation machinery	17,000.00
Liberia	VISHNU TRADING INC	Services industry equipment	64,600.00
Liberia	VOLUSIA SHIPPING S A	Financial and insurance services	8,839.28
Liberia	VOLUSIA SHIPPING S A	Industrial cleaning services	195,340.29
Liberia	VOLUSIA SHIPPING S A	Transportation, storage, mail services	2,070,869.15
Libya	TASHAROKEYET WADI EL HENEWA	Transportation, storage, mail services	36,250.00
Lithuania	UAB NEUROTECHNOLOGY	IT and communications equipment	312,741.00

Location of supplier	Supplier name	Category description	Value (USD)
WFP continued			
Madagascar	AROUND THE WORLD-ATW	Management and admin services	72,146.40
Madagascar	ASSOCIATION PROESSECAL - PROFESSION	Management and admin services	39,832.31
Madagascar	COMINOR	Services industry equipment	42,844.90
Madagascar	COMPAGNIE MADECASSE	Power generation machinery	63,929.82
Madagascar	EGEXTRA	Food and beverage products	353,242.25
Madagascar	ENTREPRISE LAFATRA	Food and beverage products	1,239,352.81
Madagascar	GEOSYSTEMS ET DEVELOPPEMENT	Management and admin services	50,000.00
Madagascar	HECTOR TONNY	Food and beverage products	313,938.89
Madagascar	JOVENNA SA	Fuels and lubricants etc.	88,651.92
Madagascar	LANDIS NETWORKS	IT and communications equipment	85,409.51
Madagascar	ONCOURSE LOGISTICS T/A LOGISTICS MA	Transportation, storage, mail services	69,019.58
Madagascar	ORANGE MADAGASCAR	Engineering and research services	46,588.20
Madagascar	PIARALY JOULFIKAR	Transportation, storage, mail services	39,941.54
Madagascar	PROGRAMME DES NATIONS UNIES POUR LE	Politics and civic affairs services	41,799.35
Madagascar	RAMANLAL PREMDJEE	Transportation, storage, mail services	32,163.34
Madagascar	RANDRIAMASY EMMANUEL	Transportation, storage, mail services	211,563.62
Madagascar	ROGERS INTERNATIONAL DISTRIBUTION	Transportation, storage, mail services	216,197.08
Madagascar	SOAFIARY EURL	Food and beverage products	800,349.66
Madagascar	SOCIETE GRAIN EXPORT	Food and beverage products	226,636.34
Madagascar	SOCIETE INDUSTRIELLE ET AGRICOLE DU	Food and beverage products	347,336.26
Madagascar	SOCIETE MANANARA SERVICE DISTRIBUTI	Transportation, storage, mail services	30,913.71
Madagascar	TELMA GLOBAL NET	Engineering and research services	87,417.24
Madagascar	TELMA MONEY	Politics and civic affairs services	682,775.41
Madagascar	UNION HERY MITAMBATRA	Food and beverage products	406,381.08
Madagascar	VESTA SARL	Industrial cleaning services	7,830.46
Madagascar	VESTA SARL	Public order and security services	224,264.79
Malawi	A S INVESTMENTS	Transportation, storage, mail services	187,357.87
Malawi	ADMARC LIMITED	Transportation, storage, mail services	55,440.00
Malawi	AIRTEL MALAWI	Engineering and research services	56,308.54
Malawi	AIRTEL MALAWI	IT and communications equipment	62,467.58
Malawi	AIRTEL MOBILE COMMERCE LIMITED	Politics and civic affairs services	445,483.00
Malawi	ALKERMANS GENERAL DEALERS	Transportation, storage, mail services	53,204.70
Malawi	APEX RENT A CAR/TRUCK	Motor vehicles and parts	53,353.56
Malawi	APEX RENT A CAR/TRUCK	Transportation, storage, mail services	75,879.69
Malawi	CP PROPERTIES	Land, building and structures	149,710.17
Malawi	CP PROPERTIES	Transportation, storage, mail services	553,824.10
Malawi	DEEKAY SUPPLIERS	Building and maintenance services	5,421.05
Malawi	DEEKAY SUPPLIERS	Environmental services	62,061.82
Malawi	DEEKAY SUPPLIERS	Farming, fishing equipment	38,351.18
Malawi	DOW ELEF INTERNATIONAL (T) LTD	Transportation, storage, mail services	50,795.37
Malawi	EXPORT TRADING COMMODITIES PTE LTD	Transportation, storage, mail services	125,952.10
Malawi	EXPORT TRADING COMPANY LTD	Transportation, storage, mail services	174,934.51
Malawi	FARMERS WORLD	Food and beverage products	924,000.00
Malawi	FERMAK TRADING	Transportation, storage, mail services	230,786.51
Malawi	FIDELITY GENERAL SUPPLIERS	Transportation, storage, mail services	32,000.75
Malawi	G4S SECURE SOLUTIONS (MALAWI) LIMIT	Politics and civic affairs services	160,932.14
Malawi	GASMAN	Transportation, storage, mail services	30,821.62
Malawi	HOPE AND SUCCESS MERCHANTS	Transportation, storage, mail services	159,614.08
Malawi	HOTEL VICTORIA	Education and training services	50,983.05
Malawi	IS FREIGHT LIMITED	Transportation, storage, mail services	34,515.29
Malawi	J.L.R. INTERNATIONAL TRADING (PTY)	Transportation, storage, mail services	31,361.59
Malawi	JASIYA LOGISTICS	Transportation, storage, mail services	33,000.00
Malawi	JF INVESTMENTS PTY LIMITED	Food and beverage products	137,985.60
Malawi	KASO PRODUCERS & MARKETING COOPERAT	Food and beverage products	149,400.00
Malawi	KEN STEEL ENGINEERING & GENERAL	Services industry equipment	103,033.02
Malawi	LIBERTY COMMERCIAL TRANSPORTERS	Transportation, storage, mail services	37,087.20
Malawi	LOGISTICS AND TRANSPORT SERVICES LI	Politics and civic affairs services	96,883.80
Malawi	M A E R TRUCKING LIMITED	Transportation, storage, mail services	39,268.80
Malawi	MALEMBO GROUP	Food and beverage products	245,873.45
Malawi	MAZLOUM INVESTMENTS	Management and admin services	37,743.40
Malawi	MBL HOLDINGS LIMITED	Transportation, storage, mail services	106,302.81
Malawi	MIKE APPEL AND GATTO	Management and admin services	141,065.59
Malawi	MTENDE ENTERPRISES	Transportation, storage, mail services	321,617.60
Malawi	MULLI BROTHERS LIMITED	Transportation, storage, mail services	49,292.10
Malawi	MWANDAMA GRAIN CLUB	Food and beverage products	52,321.87
Malawi	NATIONAL FOOD RESERVE AGENCY	Transportation, storage, mail services	487,466.40
Malawi	NATIONWIDE TRANSPORT	Transportation, storage, mail services	327,639.14
Malawi	NZERU ZA ABAMBO TRANSPORT	Transportation, storage, mail services	30,600.00
Malawi	OMAR'S TRANSPORT	Transportation, storage, mail services	68,840.10
Malawi	ONCOURSE LOGISTICS T/A LOGISTICS MA	Transportation, storage, mail services	126,041.54
Malawi	PETRODA (MALAWI) LIMITED	Fuels and lubricants etc.	84,346.63
Malawi	PUMA ENERGY MALAWI	Fuels and lubricants etc.	36,148.55
Malawi	RAB PROCESSORS LTD	Food and beverage products	5,800,911.98
Malawi	RAB PROCESSORS LTD	Live plant and animal material	60,350.00
Malawi	ROAD TRANSPORT OPERATORS ASSOCIATIO	Transportation, storage, mail services	145,043.85
Malawi	SAMMY'S TRANSPORT	Transportation, storage, mail services	121,271.01
Malawi	SGS MALAWI	Engineering and research services	61,874.81
Malawi	SHORE RUBBER LIMITED	Environmental services	50,254.28
Malawi	SIKU TRANSPORT LTD	Transportation, storage, mail services	125,612.00
Malawi	SKYBAND CORPORATION LTD	Engineering and research services	49,345.31
Malawi	SUN 'N SAND HOLIDAY RESORT	Education and training services	41,710.03
Malawi	TANZANIA INTERNATIONAL CONTAINER	Transportation, storage, mail services	30,413.91
Malawi	TENT PEG SOLUTIONS COMPANY LIMITED	Transportation, storage, mail services	32,868.93
Malawi	TOTAL MALAWI LIMITED	Fuels and lubricants etc.	147,092.30

Location of supplier	Supplier name	Category description	Value (USD)
WFP continued			
Malawi	TOYOTA MALAWI	Transportation, storage, mail services	40,947.91
Malawi	TRANSGLOBE PRODUCE EXPORTS LIMITED	Food and beverage products	369,870.00
Malawi	UNDP	Office equipment	101,490.43
Malawi	UNDP	Politics and civic affairs services	118,197.00
Malawi	URSA SECURITY INTERNATIONAL	Public order and security services	227,323.33
Malawi	URSA SECURITY INTERNATIONAL	Security and safety equipment	69,126.38
Malawi	W. CHATAMA GENERAL SUPPLIES	Transportation, storage, mail services	87,135.95
Malawi	WB TRUCKING	Transportation, storage, mail services	76,213.65
Malawi	WILSONS TRANSPORT	Transportation, storage, mail services	32,559.09
Malaysia	GLOBE MERIDIAN AEROSPACE LTD	Transportation, storage, mail services	1,470,145.68
Malaysia	KUEHNE + NAGEL SDN BHD	Transportation, storage, mail services	39,651.81
Malaysia	PACIFIC INTER-LINK SDN BHD	Food and beverage products	23,784,209.55
Malaysia	TROPICAL CONSOLIDATED CORP. SDN BHD	Food and beverage products	542,983.88
Mali	AGRIS SAHEL SERVICES SARL	Structures, construction components	35,428.83
Mali	AMADOU SAWADOGO	Transportation, storage, mail services	540,858.38
Mali	AMM - AGENCE MALI MANAGEMENT	Management and admin services	96,717.99
Mali	AMM - AGENCE MALI MANAGEMENT	Public order and security services	115,680.52
Mali	AMM - AGENCE MALI MANAGEMENT	Security and safety equipment	434,447.89
Mali	ASAM SA	Industrial cleaning services	73,191.56
Mali	ASAM SA	Transportation, storage, mail services	123,937.71
Mali	COOPERATIVE SABATI ZANTIEBOUGOU	Food and beverage products	319,874.74
Mali	DIALLO BAYABA SY	Management and admin services	132,097.44
Mali	DIRECTION NATIONALE DES PROJETS	Transportation, storage, mail services	34,746.96
Mali	ENERGIE DU MALI SA - EDM	Public sector related services	79,768.99
Mali	ENTREPRISE TOURE CONSTRUCTION	Building and maintenance services	57,265.82
Mali	GOLFA CHEICKNA	Public sector related services	38,289.12
Mali	MAHMOUD TOURE	Transportation, storage, mail services	36,084.56
Mali	MALO SARL	Food and beverage products	37,230.33
Mali	MAMADOU THIERO COMMERCANT CEREALIER	Food and beverage products	312,130.77
Mali	MATRANS MALI	Transportation, storage, mail services	678,864.21
Mali	MEDLOG TOGO	Transportation, storage, mail services	591,430.25
Mali	MOHAMED AG EL BEKAYE DIT TIMI	Transportation, storage, mail services	165,604.75
Mali	NT&M SARL	Land, building and structures	35,394.48
Mali	NT&M SARL	Mining and well drilling equipment	114,940.45
Mali	OFFICE PRODUITS AGRICOLES MALI	Food and beverage products	659,845.83
Mali	ORANGE MALI SA	Engineering and research services	222,658.61
Mali	ORANGE MALI SA	Transportation, storage, mail services	7,288.08
Mali	SAHEL AVIATION SERVICES	Industrial cleaning services	34,156.06
Mali	SAHEL AVIATION SERVICES	Transportation, storage, mail services	5,233,446.38
Mali	SALAH SOUMOUNOU	Food and beverage products	329,681.66
Mali	SIDIKI BADIAN DOUMBIA	Food and beverage products	956,447.13
Mali	SIRE BA	Food and beverage products	610,677.48
Mali	SOCIETE COOPERATIVE BODJINA BARA DE	Food and beverage products	65,101.86
Mali	SOCIETE MALIENNE DE COMMERCE ET DE	Transportation, storage, mail services	167,635.63
Mali	TOTAL MALI.S.A	Fuels and lubricants etc.	171,664.01
Mali	UCPTC-UNION DES COOPERATIVES DES PR	Food and beverage products	72,374.40
Mali	UNICEF MALI	Management and admin services	39,035.50
Mali	UNION COMMUNALE DES SOCIETES COOPER	Food and beverage products	127,903.62
Mali	UNION COOP.CA DJEKA BAARA DES SOCIE	Food and beverage products	131,927.78
Mali	UNION DES SOCIETES COOPERATIVE AGRI	Food and beverage products	46,907.66
Mali	UNION DES SOCIETES COOPERATIVES	Food and beverage products	44,459.81
Mali	UNION DES SOCIETES COOPERATIVES CA	Food and beverage products	255,170.00
Mali	UNION DES SOCIETES COOPERATIVES DES	Food and beverage products	66,238.11
Mali	UNION YIRIWADJE DES SOCIETES COOPER	Food and beverage products	520,367.92
Mali	UNITED NATIONS DEVELOPMENT PROGRAMM	Politics and civic affairs services	350,198.00
Mali	YOUSSOUF SALAMANTA	Transportation, storage, mail services	34,847.39
Malta	AKDENIZ SHIPPING LTD	Industrial cleaning services	215,273.79
Malta	AKDENIZ SHIPPING LTD	Transportation, storage, mail services	2,299,259.87
Malta	BLACK FUNNEL SHIPPING LTD	Industrial cleaning services	217,296.87
Malta	BLACK FUNNEL SHIPPING LTD	Transportation, storage, mail services	1,476,944.90
Malta	MEDITERRANEAN AVIATION COMPANY LTD	Building and maintenance services	5,000.00
Malta	MEDITERRANEAN AVIATION COMPANY LTD	Financial and insurance services	63,000.00
Malta	MEDITERRANEAN AVIATION COMPANY LTD	Transportation, storage, mail services	1,586,897.00
Malta	MEDITERRANEAN AVIATION OPERATIONS C	Financial and insurance services	12,541.67
Malta	MEDITERRANEAN AVIATION OPERATIONS C	Transportation, storage, mail services	244,031.00
Marshall Islands	ACF TRADE S A	Industrial cleaning services	166,475.70
Marshall Islands	ACF TRADE S A	Transportation, storage, mail services	3,331,056.74
Marshall Islands	ARIAN MARITIME SA	Industrial cleaning services	151,399.67
Marshall Islands	ARIAN MARITIME SA	Transportation, storage, mail services	2,439,611.21
Marshall Islands	MS SHIPPING INC	Industrial cleaning services	85,064.58
Marshall Islands	MS SHIPPING INC	Transportation, storage, mail services	970,481.71
Marshall Islands	TBS WORLDWIDE SERVICES INC	Industrial cleaning services	177,755.24
Marshall Islands	TBS WORLDWIDE SERVICES INC	Transportation, storage, mail services	2,224,162.27
Marshall Islands	VALENTE SHIPPING INC	Industrial cleaning services	13,253.47
Marshall Islands	VALENTE SHIPPING INC	Transportation, storage, mail services	922,083.25
Mauritania	ETABLISSEMENT ETS ESSAVA	Farming, fishing equipment	118,062.93
Mauritania	ETABLISSEMENT ETS ESSAVA	Office equipment	61,289.72
Mauritania	ETS AHMEDOU OULD MELAININE	Transportation, storage, mail services	121,003.47
Mauritania	ETS SEL GEMME DE MAURITANIE	Food and beverage products	694,064.47
Mauritania	MAURITANIAN CONSULTING GROUP	Education and training services	65,148.64
Mauritania	MAURITANO-SWISS SECURITY	Public order and security services	210,162.00
Mauritania	MAURITEL SA	Engineering and research services	40,937.00
Mauritania	MIREX SA	Food and beverage products	1,211,836.96
Mauritania	MUTUELLE FEMININE DE SOLIDARITE D E	Politics and civic affairs services	45,469.86

Location of supplier	Supplier name	Category description	Value (USD)
WFP continued			
Mauritania	PNUD	Politics and civic affairs services	270,169.80
Mauritania	STAM LOGISTICS	Transportation, storage, mail services	440,468.88
Mauritania	UNICEF	Industrial cleaning services	2,086.65
Mauritania	UNICEF	Management and admin services	60,291.38
Mauritania	UNICEF	Politics and civic affairs services	95,730.00
Mauritius	AIR-TEC MAURITIUS LTD.	Transportation, storage, mail services	5,237,454.97
Mauritius	BYTES TECHNOLOGY GROUP EMEA	IT and communications equipment	621,948.56
Mauritius	BYTES TECHNOLOGY GROUP EMEA	Office equipment	37,865.46
Mauritius	GAC PAKISTAN (PRIVATE) LTD	Transportation, storage, mail services	152,406.49
Mauritius	MOZAZA LOGISTICS	Transportation, storage, mail services	33,075.00
Mexico	HIDROGENADORA YUCATECA	Food and beverage products	516,391.00
Mexico	TERRA WEALTH TRADER SA DE CV	Food and beverage products	11,642,500.00
Mozambique	ABRANTES TRANSPORTES E OFICINAS, SO	Transportation, storage, mail services	287,019.57
Mozambique	AFRISAL DO MAR	Food and beverage products	954,561.87
Mozambique	AFRITOOL (PTY) LDA.	Motor vehicles and parts	68,461.56
Mozambique	ASSOCIAÇÃO KUZA	Transportation, storage, mail services	33,567.24
Mozambique	BARRACA TRANSPORTES COMPANY	Transportation, storage, mail services	46,298.10
Mozambique	BOLLORE TRANSPORT AND LOGISTICS	Transportation, storage, mail services	1,174,159.35
Mozambique	COOPERATIVA SERVICOOP LIMITADA	Management and admin services	31,682.30
Mozambique	CORNELDER DE MOÇAMBIQUE, S.A.R.L.	Transportation, storage, mail services	30,079.38
Mozambique	DESENVOLVEMENTO E COMERCIALIZACAO A	Food and beverage products	1,545,350.66
Mozambique	E D N - EDSON DYLKA NEURICE LIMITAD	Transportation, storage, mail services	136,857.54
Mozambique	EAST AFRICAN TRADERS & BROKERS LLC	Transportation, storage, mail services	112,220.00
Mozambique	EMPRESA DE COMERCIALIZACAO AGRICOLA	Food and beverage products	161,740.00
Mozambique	EXPORT TRADING COMMODITIES PTE LTD	Transportation, storage, mail services	94,506.59
Mozambique	FAO REPRESENTATION IN MOZAMBIQUE	Education and training services	382,250.00
Mozambique	FIRST CARGO SA	Transportation, storage, mail services	35,262.50
Mozambique	G4S SECURITY SERVICES MOZAMBIQUE, L	Public order and security services	36,580.72
Mozambique	GLOBAL PROCUREMENT SOLUTIONS LDA	IT and communications equipment	39,192.00
Mozambique	GLOBAL PROCUREMENT SOLUTIONS LDA	Office equipment	4,650.00
Mozambique	GODIBA TRANSPORT	Transportation, storage, mail services	288,166.02
Mozambique	IMAGEM ONE LDA	Editorial, design, graphic services	137,687.50
Mozambique	IMAGEM ONE LDA	Management and admin services	41,760.62
Mozambique	INDEPENDENT BEIRA LOGISTICS TERMINA	Transportation, storage, mail services	515,848.73
Mozambique	INSBURG AGENCIES (PVT) LIMITED T/A	Transportation, storage, mail services	146,531.50
Mozambique	INSITE LDA	Management and admin services	89,613.54
Mozambique	INTERCAMPUS ESTUDOS DE MERCADO LIMI	Management and admin services	55,000.00
Mozambique	L C S LICUTINE COMPUTER SERVICES LI	IT and communications equipment	35,381.73
Mozambique	MAFUIA COMERCIAL LDA	Transportation, storage, mail services	151,939.74
Mozambique	MAMIE MAGGIE MASAI IMPORTACAO E EXP	Domestic appliances and electronics	48,440.81
Mozambique	MAMIE MAGGIE MASAI IMPORTACAO E EXP	Farming, fishing equipment	9,738.38
Mozambique	MANANGA CONSTRUCOES AND CONULTORIA	Building and maintenance services	47,515.15
Mozambique	MANICA FREIGHT SERVICES MOÇAMBIQUE	Transportation, storage, mail services	159,652.00
Mozambique	MAVIGA MOZAMBIQUE LIMITADA	Food and beverage products	40,250.00
Mozambique	MUHAMMAD ASHRAF - MAPUTO	Management and admin services	66,000.00
Mozambique	NAVAL - SERVICOS DE NAVEGACAO, LDA	Transportation, storage, mail services	129,301.86
Mozambique	NU AFRICA TRANSPORT LIMITED	Transportation, storage, mail services	90,985.55
Mozambique	NZERU ZA ABAMBO TRANSPORT	Transportation, storage, mail services	59,674.23
Mozambique	ONCOURSE LOGISTICS T/A LOGISTICS MA	Transportation, storage, mail services	160,580.95
Mozambique	PAPERS AND SERVICES LIMITADA	IT and communications equipment	88,061.16
Mozambique	PAPERS AND SERVICES LIMITADA	Office equipment	19,415.34
Mozambique	PELCRAVIA ENTERPRISES T/A STAR INTE	Transportation, storage, mail services	132,872.20
Mozambique	PERMAR-PERITAGENS E CONFERENCIAS	Transportation, storage, mail services	45,611.75
Mozambique	PETRODA MOZAMBIQUE LDA	Transportation, storage, mail services	54,197.70
Mozambique	SERRALHARIA E CONSTRUCOES NASSER LI	Environmental services	85,724.84
Mozambique	SERRALHARIA E CONSTRUCOES NASSER LI	Industrial cleaning services	409,026.99
Mozambique	SOCIEDADE ALGODOEIRA DO NIASSA JOAO	Food and beverage products	1,009,500.00
Mozambique	SOCIEDADE DE TERMINAIS DE MOCAMBIQU	Transportation, storage, mail services	103,455.03
Mozambique	SOUTHERN REFINERIES	Food and beverage products	1,266,249.33
Mozambique	SPS AGENCIAMENTO	Transportation, storage, mail services	33,929.87
Mozambique	SULEIMANE CASSAMO ISMAEL TAIBO	Transportation, storage, mail services	196,775.31
Mozambique	TOUCH PUBLICIDADE S.A	Editorial, design, graphic services	74,585.53
Mozambique	TRANSILVA, LDA	Transportation, storage, mail services	72,102.38
Mozambique	TRANSPORTES CARLOS MESQUITA-LDA	Transportation, storage, mail services	489,183.32
Mozambique	TRANSPORTES CARLOS MIGUEL BIE	Transportation, storage, mail services	537,651.15
Mozambique	TRANSPORTES CARLOS OLIVEIRA-TCO	Transportation, storage, mail services	46,810.00
Mozambique	TRANSPORTES CHINAMULUNGO E I	Transportation, storage, mail services	46,345.00
Mozambique	TRANSPORTES FERNANDO GONCALVES	Transportation, storage, mail services	116,685.74
Mozambique	TRANSPORTES JOHN E FILHOS, LDA	Transportation, storage, mail services	92,362.01
Mozambique	TRANSPORTES KHOSSA, E.I	Transportation, storage, mail services	336,641.60
Mozambique	TRANSPORTES LALGY, LDA	Transportation, storage, mail services	45,871.90
Mozambique	TRANSPORTES VALY	Transportation, storage, mail services	272,644.19
Mozambique	UNDP - UNITED NATIONS DEVELOPMENT	Politics and civic affairs services	50,000.00
Mozambique	VANANGAS TOURS LIMITADA	Industrial cleaning services	44,423.43
Mozambique	VICENTE FERRER	Transportation, storage, mail services	34,769.22
Mozambique	VICTOR MANUEL GOMES GASPAR	Food and beverage products	355,751.90
Myanmar	AUNG NAING THITSAR COMPANY LIMITED	Food and beverage products	1,462,168.74
Myanmar	DAW KHIN MYO OO	Transportation, storage, mail services	143,215.69
Myanmar	DAW THIN THIN	Management and admin services	576,000.00
Myanmar	ETERNAL VICTORY GENERAL TRADING CO.	Food and beverage products	1,100,996.20
Myanmar	FIRST RICE & PADDY TRADING CO. LTD	Food and beverage products	2,071,639.02
Myanmar	HILTON NAYPYITAW HOTEL A	Education and training services	31,757.44
Myanmar	IDG MYANMAR CO LTD	Public order and security services	27,776.47
Myanmar	IDG MYANMAR CO LTD	Security and safety equipment	38,574.70

Location of supplier	Supplier name	Category description	Value (USD)
WFP continued			
Myanmar	LEO EXERA LIMITED	Public order and security services	23,346.00
Myanmar	LEO EXERA LIMITED	Security and safety equipment	16,950.00
Myanmar	MOE HTAUNG CO LTD	Food and beverage products	226,214.53
Myanmar	MYANMAR COMBIZ TRADING CO. LTD	Food and beverage products	112,834.03
Myanmar	MYANMAR RICE MILL CO.	Food and beverage products	1,092,736.91
Myanmar	PAING FAMILY INTERNATIONAL CO., LTD	Food and beverage products	1,244,399.07
Myanmar	RAFIQUE	Transportation, storage, mail services	44,776.12
Myanmar	RAKHINE RICE & PADDY CO LTD	Food and beverage products	1,327,655.15
Myanmar	RELIEF AND RESETTLEMENT DEPARTMENT	Land, building and structures	50,000.00
Myanmar	SHI QING SONG	Food and beverage products	114,468.32
Myanmar	THEIN LWIN	Food and beverage products	168,976.10
Myanmar	U HLA MAUNG	Food and beverage products	471,336.93
Myanmar	U MYAT AUNG TRANSPORT CO . LTD	Transportation, storage, mail services	435,842.49
Myanmar	U SOE LWIN	Food and beverage products	1,358,316.23
Myanmar	U THEIN HAN	Land, building and structures	5,700.00
Myanmar	U THEIN HAN	Transportation, storage, mail services	108,300.00
Myanmar	U TUN AYE KYAW	Food and beverage products	48,308.82
Myanmar	U ZAW THANT AUNG	Food and beverage products	119,514.71
Myanmar	UNITED NATIONS DEVELOPMENT PROGRAMM	Politics and civic affairs services	51,313.30
Myanmar	WAKHEMA TRADING CO., LTD.	Food and beverage products	786,073.72
Myanmar	YADANAR KYAW CO. LTD.	Food and beverage products	304,006.73
Myanmar	ZALUN AYEYAR CO. LTD	Food and beverage products	917,769.58
Myanmar	ZHOU HUI HUANG	Food and beverage products	200,835.18
Namibia	THE NATIONAL EMERGENCY DISASTER FUN	Education and training services	55,000.00
Namibia	WALVIS BAY SALT REFINERS PTY LTD	Food and beverage products	42,500.00
Nepal	ACTION CONTRE LA FAIM	Management and admin services	88,664.10
Nepal	AMRIT PULSES INDUSTRIES	Food and beverage products	129,648.94
Nepal	BHAWANI ROADWAYS	Transportation, storage, mail services	159,286.00
Nepal	CHADANI CONSTRUCTION COMPANY PVT LT	Musical instruments and arts and crafts	154,769.25
Nepal	CHURE GANESH HIMAL NIRMAN SEWA PVT	Environmental services	416,492.63
Nepal	DEV BHUMI CONSTRUCTION AND QUALITY	Musical instruments and arts and crafts	203,520.76
Nepal	DUGAR BROTHERS CONCERN	Food and beverage products	643,454.07
Nepal	GARUD SECURITIES P. LTD	Transportation, storage, mail services	94,356.07
Nepal	GYAN ENTERPRISES	Food and beverage products	794,196.34
Nepal	HANUMAN ROADWAYS	Transportation, storage, mail services	133,597.00
Nepal	JAYSHREE TRADE & TRANSPORT (P) LTD.	Food and beverage products	204,336.00
Nepal	JWALAMUKHI CONSTRUCTION	Building and maintenance services	71,510.10
Nepal	JWALAMUKHI CONSTRUCTION	Environmental services	137,998.21
Nepal	KIA MOTORS CORPORATION	Motor vehicles and parts	33,133.00
Nepal	LALI GURANS CONSTRUCTION	Building and maintenance services	134,736.45
Nepal	LALI GURANS CONSTRUCTION	Environmental services	181,204.65
Nepal	MANASALU CONSTRUCTION PVT LTD	Environmental services	390,323.94
Nepal	NARMA CONSULTANCY PVT. LTD.	Industrial cleaning services	82,025.12
Nepal	NARMA CONSULTANCY PVT. LTD.	Management and admin services	35,524.01
Nepal	NEPAL STORE	Domestic appliances and electronics	150,085.10
Nepal	NETRA NIRMAN SEWA	Musical instruments and arts and crafts	207,548.56
Nepal	NUTRI FOODS PVT. LTD.	Food and beverage products	396,443.96
Nepal	OMKAR CARRIERS	Transportation, storage, mail services	149,381.08
Nepal	SALT TRADING CORPORATION LTD.	Food and beverage products	125,694.20
Nepal	SATTYA MEDIA ARTS COLLECTIVE	Editorial, design, graphic services	42,808.55
Nepal	SHREE SHIVAM INTERNATIONAL PVT LTD	Food and beverage products	236,208.94
Nepal	SKY TECHNOLOGY	IT and communications equipment	32,547.11
Nepal	SOBARNA NIRMAN SEWA	Environmental services	122,665.70
Nepal	SWASTIK OIL INDUSTRIES (P) LTD.	Food and beverage products	182,000.85
Nepal	TRISHAKTI TRANSPORT	Transportation, storage, mail services	309,600.17
Nepal	VIKASH FLOUR MILL P. LTD	Food and beverage products	252,229.16
Netherlands	A.POORTMAN (LONDON) LTD	Food and beverage products	2,576,951.56
Netherlands	BAKKER BEDRIJFSWAGENS WINTERSWIJK	Motor vehicles and parts	82,547.17
Netherlands	BOLLORE LOGISTICS	Transportation, storage, mail services	452,467.12
Netherlands	ECOVALUE	Management and admin services	38,420.49
Netherlands	EXTRA INTERNET SERVICES B.V.	Engineering and research services	236,500.00
Netherlands	GAC PAKISTAN (PRIVATE) LTD	Transportation, storage, mail services	220,449.95
Netherlands	GEODIS USA INC.	Transportation, storage, mail services	85,997.12
Netherlands	GLENCORE AGRICULTURE B.V.	Food and beverage products	17,391,215.78
Netherlands	GRAND HOTEL AMRATH KURHAUS	Education and training services	29,624.33
Netherlands	GRAND HOTEL AMRATH KURHAUS	Travel, food and lodging	36,005.28
Netherlands	GROASIS BV	Management and admin services	52,000.00
Netherlands	HOOGWEGT INTERNATIONAL B.V.	Food and beverage products	5,906,067.81
Netherlands	LIMAKO SUIKER B.V.	Food and beverage products	3,526,341.02
Netherlands	MSC MEDITERRANEAN SHIPPING COMPANY	Transportation, storage, mail services	108,500.00
Netherlands	MUR SHIPPING BV	Industrial cleaning services	20,764.66
Netherlands	MUR SHIPPING BV	Transportation, storage, mail services	1,142,860.64
Netherlands	MYNGLE BV	Management and admin services	39,281.06
Netherlands	NIDERA B V	Food and beverage products	5,929,055.99
Netherlands	PCCW GLOBAL B.V.	Engineering and research services	423,917.00
Netherlands	PK TRUCKS HOLLAND	Motor vehicles and parts	1,320,225.37
Netherlands	RHENUS LOGISTICS NV	Transportation, storage, mail services	328,877.18
Netherlands	SANTPOORT PROJECT SUPPLIES B.V.	Electrical systems components	28,107.50
Netherlands	SANTPOORT PROJECT SUPPLIES B.V.	Power generation machinery	103,583.43
Netherlands	UNIGRAIN ESTABLISHMENT PTE LTD.	Food and beverage products	601,475.80
Netherlands	UNIVERSITEIT MAASTRICHT	Management and admin services	183,894.00
Netherlands	VAN VLIET TRUCKS HOLLAND B V	Motor vehicles and parts	1,803,539.25
Netherlands	VITOL AVIATION BV	Fuels and lubricants etc.	9,218,000.00
Netherlands	VROON OFFSHORE SERVICES SRL	Transportation, storage, mail services	2,938,216.38

Location of supplier	Supplier name	Category description	Value (USD)
WFP continued			
New Zealand	SUSTAINABLE SOLUTIONS (NZ) LTD	Editorial, design, graphic services	7,150.00
New Zealand	SUSTAINABLE SOLUTIONS (NZ) LTD	Education and training services	12,000.00
New Zealand	SUSTAINABLE SOLUTIONS (NZ) LTD	Engineering and research services	1,800.00
New Zealand	SUSTAINABLE SOLUTIONS (NZ) LTD	Financial and insurance services	26,556.00
New Zealand	SUSTAINABLE SOLUTIONS (NZ) LTD	Industrial cleaning services	14,789.20
New Zealand	SUSTAINABLE SOLUTIONS (NZ) LTD	IT and communications equipment	62,468.00
New Zealand	SUSTAINABLE SOLUTIONS (NZ) LTD	Management and admin services	277,930.80
New Zealand	SUSTAINABLE SOLUTIONS (NZ) LTD	Transportation, storage, mail services	6,000.00
New Zealand	TAKEFLITE SOLUTIONS LIMITED	Education and training services	8,795.00
New Zealand	TAKEFLITE SOLUTIONS LIMITED	Transportation, storage, mail services	89,600.00
Nicaragua	AGRICORP	Food and beverage products	60,632.00
Nicaragua	CENTROAMERICANA DE ALIMENTOS, S.A.	Food and beverage products	421,918.20
Nicaragua	COMERCIAL Y BIENES RAICES S.A	Building and maintenance services	20,042.03
Nicaragua	COMERCIAL Y BIENES RAICES S.A	Engineering and research services	33,820.00
Nicaragua	COMERCIAL Y BIENES RAICES S.A	Management and admin services	58,422.98
Nicaragua	COMERCIAL Y BIENES RAICES S.A	Public sector related services	4,050.00
Nicaragua	COOP ARTESANAL DE SERVICIOS POSTCOS	Farming, fishing equipment	48,672.10
Nicaragua	COOPERATIVA DE SERVICIOS AGROPECUAR	Food and beverage products	548,999.56
Nicaragua	COOPERATIVA DE SERVICIOS MULTIPLES	Food and beverage products	39,600.00
Nicaragua	COOPERATIVA MULTIFUNCIONAL 27 DE JU	Food and beverage products	74,316.00
Nicaragua	LUIS ROBERTO GONZALES HIDALGO	Engineering and research services	366,231.02
Niger	AANN-ACTIVITES AERONAUTIQUE NATIONA	Transportation, storage, mail services	30,000.00
Niger	AGENCE TCHANDJI	Transportation, storage, mail services	99,701.71
Niger	AGRI-SYSTEME	Transportation, storage, mail services	47,861.40
Niger	AGRIMEX SA	Services industry equipment	40,811.61
Niger	ALINA SIDI MOHAMED	Transportation, storage, mail services	32,114.75
Niger	ARASCO FOOD BV	Food and beverage products	1,419,021.10
Niger	ASECNA	Transportation, storage, mail services	90,305.04
Niger	ASK INFORMATIQUE	Engineering and research services	44,731.58
Niger	BACHIROU MOUSTAPHA	Transportation, storage, mail services	66,938.07
Niger	BOLLORE AFRICA LOGISTICS	Transportation, storage, mail services	1,715,983.79
Niger	CAPITAL FINANCE	Politics and civic affairs services	100,148.67
Niger	CONATRAC SARL	Transportation, storage, mail services	85,239.80
Niger	COOP CA-NIYYA	Food and beverage products	67,312.97
Niger	COOP GINCHIKIN KARKARA	Food and beverage products	46,081.52
Niger	COOP KAMA JIKINKA	Food and beverage products	278,408.11
Niger	COOPERATIVE SADA ZUMUNTA	Food and beverage products	103,464.47
Niger	CPS-IRI ANGOUAL GAMJI	Food and beverage products	36,151.50
Niger	DAMCO BENIN	Transportation, storage, mail services	88,304.10
Niger	DAMCO TOGO SA	Transportation, storage, mail services	185,846.68
Niger	DISPOSITIF NATIONAL DE PREVENTION E	Politics and civic affairs services	43,328.00
Niger	E.G.S. (ENTERPRISE GENERAL DE SERVI	Industrial cleaning services	72,523.93
Niger	ELECTRONIC SECURITY SYSTEMS	Security and safety equipment	40,334.51
Niger	ELH. IDRISSA IBOUNE	Management and admin services	32,355.76
Niger	ENT MAMADOU DJATOULOU ALAYE	Building and maintenance services	42,532.42
Niger	ENT OUBEID AHMED MOHAMED	Food and beverage products	909,230.39
Niger	ENTREPRISE ABASS DAN BOUZOUA BATINI	Building and maintenance services	233,611.01
Niger	ENTREPRISE ABDOURAHAMANE IBRAHIM ET	Transportation, storage, mail services	66,608.08
Niger	ENTREPRISE HAMADOU MADOUGOU	Office equipment	34,200.34
Niger	ENTREPRISE ISSAMA	Building and maintenance services	139,638.03
Niger	ENTREPRISE ISSOUFOU GARBA	Building and maintenance services	171,799.91
Niger	EQUIPEMENTS ET SERVICES NIAMEY-ESN	Power generation machinery	74,875.48
Niger	ESPACE PNEUMATIQUE	Motor vehicles and parts	40,079.05
Niger	ETABLISSEMENT GENERALE D'EQUIPEMENT	Power generation machinery	30,444.44
Niger	ETABLISSEMENT IBRAHIM ISSA	Food and beverage products	406,946.11
Niger	ETS ABDEL RAZAK BOUREIMA	Motor vehicles and parts	36,128.38
Niger	ETS BABA AHMED ISSA	Food and beverage products	1,624,751.18
Niger	ETS GALIO ABDOULKADER	Food and beverage products	855,835.36
Niger	ETS ISSA GAMBO	Services industry equipment	158,392.50
Niger	ETS MALAM ISSOUFOU ABDOULKADRI	Food and beverage products	8,961,354.65
Niger	ETS MANOMI	Food and beverage products	433,894.80
Niger	ETS ZAYANOU OUMAROU	Transportation, storage, mail services	66,607.10
Niger	FACULTE D AGRONOMIE DE I UNIVERSITE	Public sector related services	114,133.72
Niger	FEDERATION FUCR DE KOREN HABJIA	Food and beverage products	46,424.24
Niger	GADNET SECURITE	Public order and security services	513,892.68
Niger	GADNET SECURITE	Services industry equipment	42,372.44
Niger	GONI MAAMI NASSAR	Food and beverage products	926,621.50
Niger	GROUP FEMININ HADIN KAI	Food and beverage products	57,601.89
Niger	GROUPEMENT HADIN KAI KARKARA DE KOU	Food and beverage products	31,161.47
Niger	HADI MAHAMAN LAMINOU	Food and beverage products	664,124.69
Niger	HAMADI SIDI MOHAMED	Transportation, storage, mail services	87,780.87
Niger	HAUT COMMISSARIAT A L INITIATIVE 3	Management and admin services	37,975.03
Niger	IBRAHIM SERKI SALE	Environmental services	36,669.74
Niger	IBRAHIM SERKI SALE	Management and admin services	31,230.43
Niger	IBRAHIM SERKI SALE	Security and safety equipment	28,465.77
Niger	INNOVATIONS ET NOUVELLES TECHNOLOGI	Management and admin services	31,986.17
Niger	INSTITUT DE RECHERCHE POUR LE DEVEL	Management and admin services	60,706.24
Niger	INTERNATIONAL CONSULTING HOUSE	Transportation, storage, mail services	98,272.60
Niger	JIMMINA RANCH	Services industry equipment	33,614.85
Niger	LIBYA OIL NIGER SA	Fuels and lubricants etc.	250,000.00
Niger	LIPTINFOR NIGER SA	IT and communications equipment	38,443.28
Niger	MAHAMADOU SALIFOU	Transportation, storage, mail services	114,681.66
Niger	MAHAMANE SANI LAOUALI	Food and beverage products	474,920.79
Niger	MAHAMIDOU ILLO	Transportation, storage, mail services	40,661.92

Location of supplier	Supplier name	Category description	Value (USD)
WFP continued			
Niger	MALAM LABBA HALILOU	Food and beverage products	142,952.93
Niger	MATRANS MALI	Transportation, storage, mail services	1,767,273.39
Niger	NIGELEC	Public sector related services	105,136.96
Niger	NIGER TELECOMS	Engineering and research services	143,551.34
Niger	ORANGE NIGER S.A.	Engineering and research services	126,463.67
Niger	RABIOU KANE ABASSE	Food and beverage products	167,533.30
Niger	REGIE ADMINISTRATIVE CHARGEE DE LA	Transportation, storage, mail services	40,000.00
Niger	RESEAU D'EXPERTISES EN DEVELOPPEMEN	Management and admin services	37,000.00
Niger	RESEAU DES RADIOS COMMUNAUTAIRES ET	Management and admin services	43,829.11
Niger	RIMBO SARL	Food and beverage products	621,945.80
Niger	SEYDOU MALAM LAOUALI	Transportation, storage, mail services	66,031.76
Niger	SICR KOKARI	Politics and civic affairs services	50,111.09
Niger	SOCIETE CAT LOGISTICS BENIN SARL	Transportation, storage, mail services	1,611,340.41
Niger	SOCIETE NIGERIENNE DE SECURITE (SNS	Security and safety equipment	53,878.08
Niger	SOULEYMANE ABBA KIARI	Security and safety equipment	36,561.95
Niger	STE GORTSALA-SARL	Food and beverage products	427,165.00
Niger	STE JOB HOUSE NIGER	Transportation, storage, mail services	70,839.97
Niger	STE S2S INFRACO SARL	Building and maintenance services	94,610.94
Niger	TAIMAKON KAI	Food and beverage products	284,280.47
Niger	TOTAL NIGER	Fuels and lubricants etc.	140,000.00
Niger	TOTAL NIGER	Public sector related services	10,000.00
Niger	TOTAL NIGER	Transportation, storage, mail services	35,000.00
Niger	UNDP	Politics and civic affairs services	329,877.00
Niger	UNION ALBARKA MANOMA	Food and beverage products	57,871.31
Niger	UNION ALHERI DE GOBERI	Food and beverage products	31,161.47
Niger	UNION ANFANI MANOMIS	Food and beverage products	31,161.47
Niger	UNION ANFANIN JAMA'A DE MAIKI	Food and beverage products	193,964.27
Niger	UNION COOP ADALTHI	Food and beverage products	72,303.00
Niger	UNION COOPERATIVES HADIN KAI	Food and beverage products	87,341.09
Niger	UNION DADIN KOWA	Food and beverage products	55,297.82
Niger	UNION DE FOURA GUIRKE	Food and beverage products	36,151.50
Niger	UNION DES COOPERATIVES A MOU GAMOU	Food and beverage products	141,543.56
Niger	UNION DES COOPERATIVES DE MAIKI	Food and beverage products	62,322.95
Niger	UNION DES COOPERATIVES MARAICHER	Food and beverage products	756,035.73
Niger	UNION DES COOPERATIVES TAHOUA COMMU	Food and beverage products	144,190.47
Niger	UNION DES PRODUCTEURS AGRICOLES NAZ	Food and beverage products	40,064.75
Niger	UNION FARA A DE GUECHEME	Food and beverage products	31,161.47
Niger	UNION FASALI	Food and beverage products	70,398.77
Niger	UNION HADINKAY DE AHOLE	Food and beverage products	55,297.82
Niger	UNION HARAMA	Food and beverage products	35,359.17
Niger	UNION KISHIN KAI	Food and beverage products	68,335.23
Niger	UNION MADDAKA DE FAREY	Food and beverage products	818,499.40
Niger	UNION SABON TSARI DE BANDE	Food and beverage products	177,731.36
Niger	YARDA ZINDER	Politics and civic affairs services	54,999.27
Nigeria	A&B BAZUWA WORLDWIDE NIG LTD	Transportation, storage, mail services	653,891.76
Nigeria	ABAKS VENTURES NIGERIA LIMITED	Transportation, storage, mail services	285,401.75
Nigeria	ACCESS BANK	Politics and civic affairs services	538,314.60
Nigeria	AD ABUBAKAR MOTORS	Transportation, storage, mail services	72,700.55
Nigeria	AFRITEK CONTRACTORS NIGERIA LIMITED	Environmental services	42,951.30
Nigeria	AGROLINE VENTURES LIMITED	Management and admin services	50,312.57
Nigeria	ALHAJI MOHAMMED GOMBE & SONS LIMITE	Transportation, storage, mail services	68,144.48
Nigeria	AMBURSA NIGERIA LIMITED	Transportation, storage, mail services	556,372.80
Nigeria	ANCOR TECHNOLOGIES LTD	Published products	76,504.40
Nigeria	ANTE MERIDIEM SOLUTIONS NIGERIA LTD	Building and maintenance services	94,551.46
Nigeria	ANTE MERIDIEM SOLUTIONS NIGERIA LTD	Security and safety equipment	154,330.18
Nigeria	ASSHIAM TRANSPORT CO LTD	Transportation, storage, mail services	115,249.58
Nigeria	BELMAJ INTEGRATED SERVICES LTD	Transportation, storage, mail services	170,701.27
Nigeria	BGB & CO NIG LIMITED	Transportation, storage, mail services	40,451.00
Nigeria	BOLLORE AFRICA LOGISTICS	Transportation, storage, mail services	434,048.98
Nigeria	BUKAR BOLORI ALH	Transportation, storage, mail services	144,108.74
Nigeria	CHINDA ASSOCIATES NIGERIA LIMITED	Transportation, storage, mail services	120,891.82
Nigeria	COLDHUBS LIMITED	Services industry equipment	47,548.00
Nigeria	COMET SHIPPING AGENCIES NIGERIA LIM	Transportation, storage, mail services	2,246,384.25
Nigeria	CONOIL PLC	Fuels and lubricants etc.	805,000.00
Nigeria	DAMCO LOGISTICS LIMITED	Transportation, storage, mail services	235,290.87
Nigeria	DANKATA INVESTMENT LIMITED	Food and beverage products	14,095,927.01
Nigeria	DORNIER AVIATION NIGERIA AIEP LTD	Transportation, storage, mail services	5,967,644.29
Nigeria	DUNOMA VENTURES LIMITED	Transportation, storage, mail services	1,300,938.79
Nigeria	ETC AGRO COMPANY NIGERIA LTD	Food and beverage products	251,840.33
Nigeria	FINPACT CONSULTING	Management and admin services	56,572.46
Nigeria	FULONGO NIGERIA LIMITED	Transportation, storage, mail services	313,134.01
Nigeria	GAC SHIPPING NIGERIA LIMITED	Transportation, storage, mail services	118,350.00
Nigeria	GENERAL & HEALTH LOGISTICS INTERNAT	Transportation, storage, mail services	192,740.96
Nigeria	GEOMETRICS SYNERGY SERVICES LIMITED	Fuels and lubricants etc.	31,451.84
Nigeria	GREENCAST MULTISYSTEM LIMITED	Building and maintenance services	79,598.53
Nigeria	HAMMIZA GLOBAL RESOURCES NIGERIA LI	Transportation, storage, mail services	220,436.31
Nigeria	JMG LIMITED	Power generation machinery	141,863.12
Nigeria	JMG LIMITED	Published products	137,819.67
Nigeria	KANEM BORNO HUMAN DEVELOPMENT ASSOC	Management and admin services	233,929.49
Nigeria	KATYEN NIGERIA LIMITED	Food and beverage products	3,510,960.04
Nigeria	KIRMI GLOBAL INVESTMENT LTD	Transportation, storage, mail services	34,155.02
Nigeria	KUEHNE + NAGEL A/ S	Transportation, storage, mail services	2,239,881.29
Nigeria	LOUIS DREYFUS COMPANY NIGERIA LIMIT	Food and beverage products	3,802,126.80
Nigeria	MAGESTY CONSTRUCTION & PROPERTY	Building and maintenance services	602,677.46

Location of supplier	Supplier name	Category description	Value (USD)
WFP continued			
Nigeria	MAIDUGURI MOTORS LIMITED	Public sector related services	80,578.61
Nigeria	MAMZA ABBA AUDU	Management and admin services	83,204.93
Nigeria	MAMZA ABBA AUDU	Public sector related services	4,160.25
Nigeria	MAVIGA WEST AFRICA LIMITED	Food and beverage products	2,851,782.99
Nigeria	MOHAMMED BUKAR CAR HIRE SERVICES	Industrial cleaning services	81,556.82
Nigeria	MOHAMMED BUKAR CAR HIRE SERVICES	Transportation, storage, mail services	255,190.99
Nigeria	MOJO BERRY CRYSTAL LTD	Environmental services	53,484.40
Nigeria	MOJO BERRY CRYSTAL LTD	IT and communications equipment	43,036.16
Nigeria	MOJO BERRY CRYSTAL LTD	Laboratory and testing equipment	3,276.19
Nigeria	MOJO BERRY CRYSTAL LTD	Material handling machinery	62,895.08
Nigeria	MOJO BERRY CRYSTAL LTD	Printing, photo and AV equipment	2,000.00
Nigeria	MOJO BERRY CRYSTAL LTD	Services industry equipment	30,393.65
Nigeria	MUMTAZ INTEGRATED SERVICES LIMITED	IT and communications equipment	1,142.89
Nigeria	MUMTAZ INTEGRATED SERVICES LIMITED	Motor vehicles and parts	952.41
Nigeria	MUMTAZ INTEGRATED SERVICES LIMITED	Power generation machinery	23,969.01
Nigeria	MUMTAZ INTEGRATED SERVICES LIMITED	Security and safety equipment	4,333.47
Nigeria	MUMTAZ INTEGRATED SERVICES LIMITED	Structures, construction components	2,857.23
Nigeria	MUSTAPHA BASHIR	Public sector related services	96,350.53
Nigeria	NEWPAL NIG LTD	Food and beverage products	18,056,850.40
Nigeria	O.O.OSUNTOKUN AND CO	Management and admin services	328,769.74
Nigeria	OCTMAY GLOBAL VENTURES LIMITED	Furniture	26,486.17
Nigeria	OCTMAY GLOBAL VENTURES LIMITED	Office equipment	8,070.92
Nigeria	OCTMAY GLOBAL VENTURES LIMITED	Security and safety equipment	2,433.21
Nigeria	OLAM NIGERIA LTD	Food and beverage products	3,172,037.20
Nigeria	POPULAR FARMS AND MILLS LTD	Food and beverage products	9,310,635.19
Nigeria	RAMADAN MOTORS LTD	Transportation, storage, mail services	61,854.73
Nigeria	RAPID EXPRESS LOGISTICS LIMITED	Transportation, storage, mail services	277,903.49
Nigeria	RAZAN INVESTMENT AND DISTRIBUTION L	Food and beverage products	2,502,226.64
Nigeria	SGS INSPECTION SERVICES NIGERIA LIM	Engineering and research services	250,026.32
Nigeria	SIFAX SHIPPING COMPANY LIMITED	Transportation, storage, mail services	904,506.58
Nigeria	SIGNAL ALLIANCE LIMITED	IT and communications equipment	35,078.86
Nigeria	SO AVIATION FUEL LIMITED	Fuels and lubricants etc.	134,994.08
Nigeria	STALWART HOSPITALITY SERVICES	Industrial cleaning services	62,501.76
Nigeria	SUPERMARITIME NIGERIA LTD	Transportation, storage, mail services	4,462,506.34
Nigeria	TYB ENTERPRISES NIG LTD	Building and maintenance services	11,586.52
Nigeria	TYB ENTERPRISES NIG LTD	Electrical systems components	858.35
Nigeria	TYB ENTERPRISES NIG LTD	IT and communications equipment	21,755.15
Nigeria	TYB ENTERPRISES NIG LTD	Office equipment	34,645.95
Nigeria	TYB ENTERPRISES NIG LTD	Published products	39,196.31
Nigeria	TYB ENTERPRISES NIG LTD	Security and safety equipment	24,385.77
Nigeria	TYB ENTERPRISES NIG LTD	Transportation, storage, mail services	60,544.79
Nigeria	UMZA INTERNATIONAL FARMS LTD	Food and beverage products	22,328,692.05
Nigeria	UNITED NATIONS DEVELOPMENT PROGRAMM	Industrial cleaning services	40,950.00
Nigeria	UNITED NATIONS DEVELOPMENT PROGRAMM	Politics and civic affairs services	528,389.42
Nigeria	WARO DYNAMIC INVESTMENT LIMITED	Public sector related services	50,000.01
Nigeria	ZEENAB FOODS LTD	Food and beverage products	5,013,774.72
Norway	A AQUA AS	Building and maintenance services	93,633.18
Norway	A AQUA AS	Land, building and structures	156,907.73
Norway	A AQUA AS	Transportation, storage, mail services	646.76
Norway	IPG INTELLIGENT PACKAGING GROUP AS	Material handling machinery	191,542.00
Norway	LUNNER PRODUKTER AS	IT and communications equipment	37,412.34
Norway	NORWEGIAN REFUGEE COUNCIL	Engineering and research services	70,360.00
Norway	NORWEGIAN REFUGEE COUNCIL	Management and admin services	121,442.00
Norway	O.B. WIIK AS	Building and maintenance services	149,865.00
Norway	O.B. WIIK AS	Land, building and structures	6,048,694.74
Norway	O.B. WIIK AS	Services industry equipment	4,675.00
Norway	O.B. WIIK AS	Sports and recreational equipment	84,460.06
Norway	O.B. WIIK AS	Transportation, storage, mail services	8,500.00
Norway	W GIERTSEN ENERGY SOLUTIONS AS	Education and training services	43,782.10
Norway	W GIERTSEN ENERGY SOLUTIONS AS	Land, building and structures	290,245.12
Norway	W GIERTSEN ENERGY SOLUTIONS AS	Power generation machinery	169,118.23
Norway	W GIERTSEN ENERGY SOLUTIONS AS	Sports and recreational equipment	78,033.55
Oman	INTERNATIONAL INTEGRATED EQUIPMENT	Motor vehicles and parts	625,400.00
Oman	MUSCAT OVERSEAS EQUIPMENT TRADING C	Motor vehicles and parts	574,168.00
Oman	SAUD BAHWAN AUTOMOTIVE LLC	Motor vehicles and parts	2,107,745.00
Pakistan	ALLIED & CO	Transportation, storage, mail services	59,234.10
Pakistan	ASIAN FOOD INDUSTRIES LTD	Food and beverage products	357,590.50
Pakistan	ASKARI GUARDS PVT LTD	Public order and security services	939,848.88
Pakistan	BILQUEES BANO	Management and admin services	36,872.76
Pakistan	CNINE INTERNATIONAL PVT LTD	Transportation, storage, mail services	550,353.43
Pakistan	EGS (PVT) LIMITED	IT and communications equipment	19,840.59
Pakistan	EGS (PVT) LIMITED	Power generation machinery	13,194.07
Pakistan	ENGLISH BISCUITS MANUFACTURERS PRIV	Food and beverage products	5,553,518.01
Pakistan	GARIBSONS (PVT) LTD.	Food and beverage products	903,742.93
Pakistan	H.M INDUSTRIES PVT LTD	Food and beverage products	303,862.50
Pakistan	HARIS ENTERPRISES (PVT)LTD	Public order and security services	173,452.00
Pakistan	HASSAN ALI RICE EXPORT COMPANY	Food and beverage products	5,495,699.10
Pakistan	HASSAN FOOD INDUSTRY	Food and beverage products	2,172,312.02
Pakistan	ISLAMABAD ELECTRICITY SUPPLY CO	Public sector related services	169,918.85
Pakistan	ISMAIL INDUSTRIES LIMITED	Food and beverage products	2,745,130.27
Pakistan	JAFFAR LATIF	Management and admin services	45,722.46
Pakistan	K.K RICE MILLS (PVT) LIMITED	Food and beverage products	1,779,920.80
Pakistan	KHYBER MEDICAL UNIVERSITY	Management and admin services	202,993.00
Pakistan	KING FAISAL MULTI SIGNS SERVICES	Management and admin services	30,679.98

Location of supplier	Supplier name	Category description	Value (USD)
WFP continued			
Pakistan	KPMG TASEER HADI & CO	Building and maintenance services	52,100.48
Pakistan	M. ABBAS AND CO	Transportation, storage, mail services	704,336.18
Pakistan	MAB FIRE PROTECTION PVT LTD	Security and safety equipment	38,044.00
Pakistan	MEINHARDT (PAKISTAN) PVT. LTD	Engineering and research services	33,743.12
Pakistan	MESKAY & FEMTEE PVT LTD	Food and beverage products	15,394,896.00
Pakistan	MESKAY & FEMTEE PVT LTD	Transportation, storage, mail services	144,000.00
Pakistan	MESKAY & FEMTEE TRADING COMPANY (PV	Food and beverage products	1,348,000.00
Pakistan	MOHAMMAD IQBAL	Transportation, storage, mail services	99,237.49
Pakistan	MR. ZAHID RASOOL	Management and admin services	103,102.63
Pakistan	MURAD & CO.	Transportation, storage, mail services	86,772.15
Pakistan	NASRULLAH KHAN & CO	Transportation, storage, mail services	623,749.76
Pakistan	NEW AHMAD ROLLER FLOUR MILLS	Industrial manufacturing services	76,850.09
Pakistan	NOBLE ENTERPRISES	Office equipment	333,528.15
Pakistan	PAK AFGHAN CARGO SERVICES	Transportation, storage, mail services	56,422.73
Pakistan	PESHAWAR ELECTRIC SUPPLY COMPANY	Public sector related services	82,135.78
Pakistan	PESHAWAR ELECTRIC SUPPLY COMPANY	Transportation, storage, mail services	4,578.95
Pakistan	POLY PACK (PVT) LTD	Material handling machinery	72,655.03
Pakistan	RIGGI LALMA FLOUR & GENERAL MILLS	Industrial manufacturing services	76,850.09
Pakistan	SHABBIR AHMED	Transportation, storage, mail services	104,412.54
Pakistan	SHELL PAKISTAN LIMITED - KARACHI	Fuels and lubricants etc.	165,600.10
Pakistan	SHELL PAKISTAN LIMITED - KARACHI	Public sector related services	29,336.28
Pakistan	SHELL PAKISTAN LIMITED - KARACHI	Transportation, storage, mail services	35,246.04
Pakistan	THE AGA KHAN UNIVERSITY	Management and admin services	154,740.15
Pakistan	THE AGA KHAN UNIVERSITY	Public sector related services	199,813.99
Pakistan	THREE STAR ENTERPRISES M/S	Food and beverage products	1,164,629.96
Pakistan	TOYOTA ISLAMABAD MOTORS	Motor vehicles and parts	89,977.55
Pakistan	TRACON SERVICES PVT LTD	Transportation, storage, mail services	55,848.59
Pakistan	UNDP PAKISTAN	Politics and civic affairs services	146,040.90
Pakistan	UNITED BANK LIMITED	Politics and civic affairs services	236,312.12
Pakistan	UNITED TRANSPORT SERVICES	Transportation, storage, mail services	95,868.27
Panama	CABLE & WIRELESS PANAMA S.A.	Engineering and research services	86,100.00
Panama	CABLE & WIRELESS PANAMA S.A.	IT and communications equipment	37,033.39
Panama	FUNDACION CIUDAD DEL SABER	Management and admin services	134,750.00
Panama	LOGISTICA HUMANITARIA SA	Sports and recreational equipment	72,525.00
Panama	PANAMENA DE MOTORES S.A.	Motor vehicles and parts	63,609.42
Panama	PRIMER GRUPO DE SEGURIDAD TOTAL S A	Public order and security services	37,930.80
Panama	STALWART SHIPPING INC.	Transportation, storage, mail services	941,599.00
Panama	SUMMIT GOLF & RESORT, S.A.	Education and training services	38,075.00
Papua New Guinea	DIGICEL PNG LIMITED	Management and admin services	53,962.26
Paraguay	INDEGA S A	Food and beverage products	294,787.50
Peru	C AND J SERVICIOS ELECTROMECANICOS	Building and maintenance services	3,255.47
Peru	C AND J SERVICIOS ELECTROMECANICOS	Environmental services	10,753.81
Peru	C AND J SERVICIOS ELECTROMECANICOS	Farming, fishing equipment	10,503.96
Peru	C AND J SERVICIOS ELECTROMECANICOS	Food and beverage products	7,573.26
Peru	C AND J SERVICIOS ELECTROMECANICOS	Furniture	167.17
Peru	C AND J SERVICIOS ELECTROMECANICOS	IT and communications equipment	8,343.46
Peru	C AND J SERVICIOS ELECTROMECANICOS	Live plant and animal material	51.67
Peru	C AND J SERVICIOS ELECTROMECANICOS	Mining and well drilling equipment	756.11
Peru	C AND J SERVICIOS ELECTROMECANICOS	Printing, photo and AV equipment	223.40
Peru	C AND J SERVICIOS ELECTROMECANICOS	Services industry equipment	3,770.52
Peru	COMUNICACION & CONTENIDOS ESTRATEGI	Management and admin services	84,745.76
Peru	LETCS CONSULTORES S A C	Building and maintenance services	15,001.26
Peru	LETCS CONSULTORES S A C	Domestic appliances and electronics	279.57
Peru	LETCS CONSULTORES S A C	Environmental services	15,451.98
Peru	LETCS CONSULTORES S A C	Farming, fishing equipment	1,311.24
Peru	LETCS CONSULTORES S A C	Food and beverage products	2,336.10
Peru	LETCS CONSULTORES S A C	Furniture	11,653.29
Peru	LETCS CONSULTORES S A C	Land, building and structures	1,100.41
Peru	LETCS CONSULTORES S A C	Mining and well drilling equipment	2,098.62
Peru	LETCS CONSULTORES S A C	Services industry equipment	2,032.34
Peru	MAS TELECOMUNICACIONES S.A.C.	Industrial cleaning services	7,485.95
Peru	MAS TELECOMUNICACIONES S.A.C.	IT and communications equipment	28,577.44
Peru	UNITED NATIONS DEVELOPMENT PROGRAMM	Politics and civic affairs services	90,050.00
Peru	VENTURA TECHNOLOGY SAC	Management and admin services	36,235.23
Peru	VERDEVERDE LA REVOLUCION	Management and admin services	30,671.04
Philippines	ASIA INDUSTRIES MATERIAL HANDLING E	Motor vehicles and parts	160,891.32
Philippines	BOLLORE LOGISTICS PHILIPPINES INC	Transportation, storage, mail services	54,711.60
Philippines	CBL FREIGHT FORWARDER AND COURIER	Transportation, storage, mail services	202,529.06
Philippines	DEVELOPMENT ACADEMY OF THE PHILIPPI	Education and training services	44,305.11
Philippines	DEVELOPMENT ACADEMY OF THE PHILIPPI	Management and admin services	150,602.53
Philippines	DOT AND PIXEL CORPORATION	Published products	132,521.84
Philippines	EM S MANOR	Education and training services	36,815.54
Philippines	FRONTIER ORTIGAS HOTEL AND RESORT	Education and training services	54,940.57
Philippines	GEMORA ELECTRONIC MARKETING AND SER	IT and communications equipment	104,370.54
Philippines	GRAINPRO PHILIPPINESS, INC	Farming, fishing equipment	55,000.00
Philippines	GRAINPRO PHILIPPINESS, INC	Management and admin services	118,695.00
Philippines	GRAINPRO PHILIPPINESS, INC	Services industry equipment	52,980.00
Philippines	GRAINPRO PHILIPPINESS, INC	Transportation, storage, mail services	95,000.00
Philippines	INNOVE COMMUNICATIONS, INC	Engineering and research services	31,900.00
Philippines	JOLLYGIANT TRUCKING	Transportation, storage, mail services	43,931.84
Philippines	LUMINA VENTURES	Management and admin services	95,519.58
Philippines	MEDICAL GALLERY TRADING CO	Domestic appliances and electronics	7,059.93
Philippines	MEDICAL GALLERY TRADING CO	Medical equipment	102,960.56
Philippines	MEDICAL GALLERY TRADING CO	Mining and well drilling equipment	6,968.36

Location of supplier	Supplier name	Category description	Value (USD)
WFP continued			
Philippines	MEGAMIGHT ENTERPRISES	Power generation machinery	123,281.20
Philippines	MILCAR ENTERPRISES	Management and admin services	60,769.35
Philippines	MODUDRIVE INDUSTRIAL CORPORATION	Travel, food and lodging	72,264.83
Philippines	NATIONAL FOOD AUTHORITY	Food and beverage products	684,612.33
Philippines	ORIENT INTEGRATED DEVELOPMENT CONSU	Management and admin services	97,128.39
Philippines	PACIFIC TRADERS AND MANUFACTURING C	Land, building and structures	146,057.25
Philippines	PACIFIC TRADERS AND MANUFACTURING C	Transportation, storage, mail services	1,420.01
Philippines	PRIMAVERA RICEMILL CORPORATION	Food and beverage products	239,750.02
Philippines	RELIANCE BULK CARRIERS LLC	Transportation, storage, mail services	2,139,565.00
Philippines	RIZAL COMMERCIAL BANKING CORPORATIO	Industrial cleaning services	54,259.31
Philippines	RIZAL COMMERCIAL BANKING CORPORATIO	Management and admin services	315,424.47
Philippines	RIZAL COMMERCIAL BANKING CORPORATIO	Public sector related services	50,341.04
Philippines	ROSARY HEIGHTS COTABATO OFFSET PRIN	Motor vehicles and parts	195,114.19
Philippines	TOYOTA MAKATI INCORPORATED	Motor vehicles and parts	31,289.88
Poland	BALTIC DATA SCIENCE SP. Z O. O.	Financial and insurance services	345,540.07
Republic of Moldova	VALAN INTERNATIONAL CARGO CHARTER	Financial and insurance services	57,600.00
Republic of Moldova	VALAN INTERNATIONAL CARGO CHARTER	Transportation, storage, mail services	8,683,001.10
Romania	ADM ROMANIA TRADING SRL	Food and beverage products	1,789,500.00
Russian Federation	BUREAU VERITAS RUS	Engineering and research services	45,196.99
Russian Federation	IMPULSEDIALOGUE COMPANY	Food and beverage products	12,723,000.03
Russian Federation	JSC "MUKOMOLYE"	Food and beverage products	4,492,868.24
Russian Federation	JSC ORTUS MALGRAIN	Food and beverage products	1,007,485.00
Russian Federation	KAMAZ FOREIGN TRADE COMPANY INCORPO	Motor vehicles and parts	512,352.71
Russian Federation	KAMAZ FOREIGN TRADE COMPANY INCORPO	Transportation, storage, mail services	31,047.33
Russian Federation	OOO "ALTAISKIJE MELNITSY	Food and beverage products	1,239,257.69
Russian Federation	PANH HELICOPTERS	Financial and insurance services	140,127.60
Russian Federation	PANH HELICOPTERS	Transportation, storage, mail services	5,007,592.93
Russian Federation	RHENUS INTERMODAL SYSTEMS LLC	Transportation, storage, mail services	69,419.69
Russian Federation	THE FEDERAL STATE ESTABLISHMENT AGE	Transportation, storage, mail services	925,000.00
Russian Federation	UTAIR AVIATION PJSC	Transportation, storage, mail services	2,616,887.50
Russian Federation	UTAIR HELICOPTER SERVICES	Building and maintenance services	30,000.00
Russian Federation	UTAIR HELICOPTER SERVICES	Transportation, storage, mail services	307,564.92
Rwanda	AFRICA IMPROVED FOODS RWANDA LTD	Food and beverage products	19,855,126.95
Rwanda	AGREED INTERNATIONAL LTD	Management and admin services	98,625.00
Rwanda	ALLIED TRANSPORT AGENT	Transportation, storage, mail services	377,952.16
Rwanda	ALLIED TRANSPORT LTD	Transportation, storage, mail services	217,900.00
Rwanda	BIZIMUNGU GERARD	Transportation, storage, mail services	572,351.33
Rwanda	ETS NKUBILI ALFRED & SONS	Food and beverage products	6,437,285.94
Rwanda	KK SECURITY	Public order and security services	79,191.14
Rwanda	KOBIL PETROLEUM RWANDA LTD	Fuels and lubricants etc.	96,181.47
Rwanda	MASS HANDLERS LIMITED	Industrial cleaning services	73,271.05
Rwanda	MASS HANDLERS LIMITED	Transportation, storage, mail services	83,158.91
Rwanda	MINIMEX LTD	Food and beverage products	3,392,227.32
Rwanda	MTNRWANDACELL S.A.R.L	Engineering and research services	51,067.61
Rwanda	MUKAKIMENYI EMMERANCE	Transportation, storage, mail services	847,176.50
Rwanda	MUKAMA CODPCUM	Food and beverage products	254,386.00
Rwanda	RAMBA GATUNDA	Food and beverage products	34,425.37
Rwanda	RANDOM LTD	Food and beverage products	1,786,400.96
Rwanda	SARURA COMMODITIES LTD	Food and beverage products	736,598.20
Rwanda	SONARWA SA	Management and admin services	264,000.00
Rwanda	TRANS AFRICA CONTAINER TRANSPORT LT	Transportation, storage, mail services	485,903.39
Rwanda	TRIAL SERVICES COMPANY LTD	Food and beverage products	11,863,988.84
Rwanda	TRUCK TECH AND LOGISTICS LTD	Transportation, storage, mail services	203,560.59
Rwanda	UN WOMEN RWANDA	Politics and civic affairs services	33,000.00
Rwanda	UNDP RWANDA	Politics and civic affairs services	96,537.96
Senegal	ALLIANCE POUR LA MIGRATION LE LEADE	Management and admin services	100,000.00
Senegal	ASECNA	Industrial cleaning services	31,140.35
Senegal	LAMANTIN BEACH HOTEL	Education and training services	46,760.34
Senegal	MINISTRE DE L INTERIEUR	Politics and civic affairs services	34,320.00
Senegal	PULLMAN DAKAR TERANGA	Education and training services	97,900.93
Senegal	SENELEC	Public sector related services	45,814.73
Senegal	SODIMEL INTERNATIONAL SA	IT and communications equipment	68,915.04
Senegal	SONATEL	Engineering and research services	235,701.42
Senegal	SONATEL MOBILES SA	Engineering and research services	110,000.00
Senegal	STUDIO BLACKMOON	Office equipment	50,049.36
Senegal	TERROU-BI	Transportation, storage, mail services	31,033.21
Senegal	THIMEX	Food and beverage products	125,338.18
Senegal	VIGASSISTANCE SA	Public order and security services	266,921.70
Sierra Leone	AVIATION HANDLING (GH) LTD	Transportation, storage, mail services	51,698.94
Sierra Leone	BOKUM ENTERPRISE	Transportation, storage, mail services	171,882.45
Sierra Leone	GRACE FACILITY SERVICES LIMITED	Industrial cleaning services	33,911.00
Sierra Leone	GRACE FACILITY SERVICES LIMITED	Transportation, storage, mail services	5,242.00
Sierra Leone	INTERNATIONAL PROCUREMENT & CONSTRU	Building and maintenance services	58,031.24
Sierra Leone	INTERNATIONAL PROCUREMENT & CONSTRU	Management and admin services	21,050.69
Sierra Leone	MAYATI ENTERPRISES	Food and beverage products	290,586.21
Sierra Leone	NP SL LTD	Fuels and lubricants etc.	360,700.80
Sierra Leone	NP SL LTD	Transportation, storage, mail services	112,953.42
Sierra Leone	PENDRAX SECURITY (SL) LTD	Public order and security services	176,357.90
Sierra Leone	SANUSI S DEEN	Management and admin services	66,441.24
Sierra Leone	SAROVA CLEARING AND FORWARDING AGEN	Transportation, storage, mail services	34,970.63
Sierra Leone	SIERRA CONSTRUCTION SYSTEMS LTD	Management and admin services	67,000.00
Sierra Leone	SNB COMMUNICATIONS LIMITED	Engineering and research services	155,256.28
Sierra Leone	STANDARD CHARTERED BANK SL LTD	Industrial cleaning services	97,462.18
Sierra Leone	UNITED NATIONS DEVELOPMENT PROGRAMM	Land, building and structures	24,812.00

Location of supplier	Supplier name	Category description	Value (USD)
WFP continued			
Sierra Leone	UNITED NATIONS DEVELOPMENT PROGRAMM	Medical equipment	35,168.00
Sierra Leone	UNITED NATIONS DEVELOPMENT PROGRAMM	Politics and civic affairs services	40,495.00
Sierra Leone	UNITED NATIONS DEVELOPMENT PROGRAMM	Transportation, storage, mail services	36,184.00
Singapore	AGROCORP INTERNATIONAL PTE LTD	Food and beverage products	4,295,314.85
Singapore	DSM NUTRITIONAL PRODUCTS ASIA PACIF	Engineering and research services	128,700.00
Singapore	DSM NUTRITIONAL PRODUCTS ASIA PACIF	Food and beverage products	35,100.00
Singapore	EXPORT TRADING COMMODITIES PTE LTD	Food and beverage products	16,938,203.89
Singapore	EXPORT TRADING COMMODITIES PTE LTD	Material handling machinery	101,170.72
Singapore	GAC FORWARDING & SHIPPING (SHANGHAI	Transportation, storage, mail services	81,699.21
Singapore	KING AND SONS A DIVISION OF STURRO	Transportation, storage, mail services	42,378.34
Singapore	LOUIS DREYFUS COMPANY ASIA PTE LTD	Food and beverage products	1,551,823.70
Singapore	NEWLOGIC PTE LTD	Management and admin services	800,819.00
Singapore	NIPPON EXPRESS CO. LTD.	Transportation, storage, mail services	455,943.99
Singapore	OFFSHORE SUPPORT VESSELS 12 PTE LTD	Transportation, storage, mail services	323,232.42
Singapore	PROTEUS TECHNOLOGIES SINGAPORE PTE	Management and admin services	117,884.90
Singapore	PT DACHSER INDONESIA	Transportation, storage, mail services	1,311,480.12
Singapore	SCAN GLOBAL LOGISTICS A/S	Transportation, storage, mail services	340,527.08
Singapore	TIGERSPIKE PTE LTD	IT and communications equipment	31,000.00
Singapore	WILMAR SUGAR PTE LTD	Food and beverage products	15,239,223.20
Singapore	WILMAR TRADING PTE LTD	Food and beverage products	59,578,917.45
Somalia	ABDIWALI ALI TAAR	Management and admin services	139,997.00
Somalia	AHMED ISMAIL HUSSEIN	Management and admin services	105,600.00
Somalia	AHMED SUDI TRANSPORTATION & CLEARAN	Transportation, storage, mail services	65,230.00
Somalia	AL NASAR TRADING	Transportation, storage, mail services	36,524.26
Somalia	AL NUR TRANSPORTATION & SHIPPING C	Transportation, storage, mail services	680,710.15
Somalia	AL RASHAD SHIPPING AGENCY	Transportation, storage, mail services	727,670.40
Somalia	ALI ABDIRAHMAN ADAN	Transportation, storage, mail services	37,338.00
Somalia	ALLIED TRANSPORT AGENT	Transportation, storage, mail services	254,752.93
Somalia	ALNOOR ALMUSTAQEEM GENERAL TRADING	Transportation, storage, mail services	3,498,061.62
Somalia	ALPHA LOGISTICS SERVICES (EPZ)LTD.	Transportation, storage, mail services	456,566.90
Somalia	ARLADI TRADING COMPANY	Transportation, storage, mail services	1,121,823.23
Somalia	ASAL TRADING & CONSTRUCTION CO.	Transportation, storage, mail services	32,450.00
Somalia	ATLANTEAN SOMALIA LIMITED	Management and admin services	278,325.00
Somalia	AWAD GROUP OF TRANSPORTATION	Transportation, storage, mail services	130,000.00
Somalia	BAHCHU TRADING COMPANY LTD	Transportation, storage, mail services	2,128,876.51
Somalia	BANADIR GATE GENERAL TRADING AND SH	Industrial cleaning services	70,000.00
Somalia	BANADIR GATE GENERAL TRADING AND SH	Transportation, storage, mail services	174,214.57
Somalia	BENADIR ELECTRIC COMPANY	Public sector related services	149,000.00
Somalia	CITY SECURITY GROUP	Public order and security services	42,390.00
Somalia	DALMAR FUEL COMPANY	Fuels and lubricants etc.	494,500.87
Somalia	DALMAR FUEL COMPANY	Public sector related services	29,250.00
Somalia	DANISH REFUGEE COUNCIL	Transportation, storage, mail services	46,000.00
Somalia	FAA CO LTD	Transportation, storage, mail services	398,658.47
Somalia	FARAH ADAN ISMAIL	Transportation, storage, mail services	31,750.00
Somalia	FAVORI LIMITED LIABILITY COMPANY	Transportation, storage, mail services	1,217,754.00
Somalia	GALLAD SHIPPING, CLEARANCE AND	Transportation, storage, mail services	952,987.91
Somalia	GLOBAL LINK TRADING AND LOGISTICS L	Transportation, storage, mail services	476,834.29
Somalia	GOLDEN CARA INVESTMENTS LIMITED	Land, building and structures	428,833.35
Somalia	HORN SWITEC FOR TRADING AND INVESTM	Transportation, storage, mail services	30,000.00
Somalia	HORSEED CLEARANCE AND FORWARDING	Transportation, storage, mail services	384,100.71
Somalia	IBCO GENERAL TRADING AND CLEARANCE	Transportation, storage, mail services	2,042,974.64
Somalia	INTEGRATED LOGISTICS SOLUTIONS INC.	Transportation, storage, mail services	90,000.00
Somalia	KAFI BROTHERS' CONTRACTING TRADING	Environmental services	70,511.10
Somalia	KAFI BROTHERS' CONTRACTING TRADING	Transportation, storage, mail services	70,362.60
Somalia	KAYD ABDILLAHI HANDULE	Transportation, storage, mail services	543,018.87
Somalia	KENSO LOGISTICS LTD	Transportation, storage, mail services	140,560.04
Somalia	LUSIDLE PETROLEUM AND LOGISTICS LTD	Transportation, storage, mail services	4,744,982.99
Somalia	MARITIME AFFAIRS (SOMALIA)COMPANY L	Engineering and research services	45,000.00
Somalia	MINISTRY OF CIVIL AVIATION & AIRPOR	Transportation, storage, mail services	123,520.00
Somalia	MOHAMED & SONS	Industrial cleaning services	66,180.00
Somalia	NASTEEX CONSTRUCTION COMPANY	Environmental services	159,056.70
Somalia	NATIONAL COORDINATION FOR SCALING U	Education and training services	89,356.00
Somalia	NUR HASSAN IMAN	Management and admin services	238,000.00
Somalia	NUR HASSAN IMAN	Public order and security services	282,300.00
Somalia	NUR HASSAN IMAN	Security and safety equipment	282,300.00
Somalia	NUURSHIL CONSTRUCTION, CLEARANCE AN	Transportation, storage, mail services	490,389.02
Somalia	OMER ALI DUALEH AND CO	Transportation, storage, mail services	300,739.97
Somalia	PHYSICAL RISK SOLUTIONS	Public order and security services	492,645.55
Somalia	POLUCON SERVICES KENYA LTD	Transportation, storage, mail services	80,000.00
Somalia	RED SEA TRADING COMPANY LIMITED	Transportation, storage, mail services	172,877.62
Somalia	SAAFI LOGISTICS COMPANY	Building and maintenance services	95,012.00
Somalia	SAAFI LOGISTICS COMPANY	Environmental services	250,988.75
Somalia	SAAFI LOGISTICS COMPANY	Fuels and lubricants etc.	41,400.00
Somalia	SAAFI LOGISTICS COMPANY	Transportation, storage, mail services	37,035.00
Somalia	SAAFI SECURITY COMPANY	Public order and security services	332,295.50
Somalia	SAGAL GENERAL TRADING COMPANY	Transportation, storage, mail services	671,635.53
Somalia	SAMUEL HALL EAST AFRICA LIMITED	Management and admin services	154,155.00
Somalia	SCALE FOODSTUFF TR. CO. LTD	Transportation, storage, mail services	1,496,629.65
Somalia	SCORPIO TELECOMMUNICATIONS LTD	Transportation, storage, mail services	1,381,353.87
Somalia	SKY BOSASO SHIPPING AGENCY	Transportation, storage, mail services	467,588.42
Somalia	SOMALI OPTICAL NETWORKS	Engineering and research services	95,000.00
Somalia	SOMALI SECURITY SERVICE	Public order and security services	121,680.00
Somalia	SOMKEN PEST CONTROL EXPERT	Transportation, storage, mail services	140,000.00
Somalia	SOMPOWER	Public sector related services	60,000.00

Location of supplier	Supplier name	Category description	Value (USD)
WFP continued			
Somalia	SPU CENTRAL MANAGEMENT UNIT-PUNTLAN	Public order and security services	181,260.00
Somalia	STAR AVIATION INTERNATIONAL	Fuels and lubricants etc.	160,000.00
Somalia	STAR CLEANERS COMPANY	Industrial cleaning services	30,839.70
Somalia	STAR CLEANERS COMPANY	Transportation, storage, mail services	30,840.00
Somalia	TAMARTA TRADING TRANSPORTATION	Transportation, storage, mail services	480,227.97
Somalia	TARGET GENERAL SERVICE LIMITED	Transportation, storage, mail services	81,848.00
Somalia	TERMIPEST LTD	Transportation, storage, mail services	533,216.04
Somalia	TOYOTA S3 HARGEISA LTD	Transportation, storage, mail services	36,000.00
Somalia	YASSIN SHIPPING AGENCY & CONTRACTIN	Transportation, storage, mail services	432,970.37
South Africa	4P LOGISTICAL SOLUTIONS PTY LTD	Transportation, storage, mail services	281,852.54
South Africa	ADVANCED VOICE SYSTEMS (PTY) LTD	IT and communications equipment	118,391.48
South Africa	AFNET DURBAN PTY LTD	Transportation, storage, mail services	214,193.66
South Africa	AGT FOODS AFRICA PTY LTD	Food and beverage products	295,386.48
South Africa	AM ALBERTS PTY LTD T/A PROGRESS MIL	Food and beverage products	331,654.99
South Africa	ATLANTIS CORPORATE TRAVEL (PTY) LTD	Education and training services	177,501.76
South Africa	ATMOSPHERIC AND ENVIRONMENTAL RESEA	Management and admin services	199,990.00
South Africa	BLINKWATER MILLS (PTY) LTD	Food and beverage products	132,107.80
South Africa	BOLLORE TRANSPORT AND LOGISTICS SOU	Transportation, storage, mail services	146,803.02
South Africa	CMC NETWORKS (PTY) LTD	Engineering and research services	62,582.06
South Africa	CONNEX TRAVEL PTY TA BCD TRAVEL	Education and training services	136,929.35
South Africa	COUNCIL FOR SCIENTIFIC AND INDUSTRI	Management and admin services	153,000.00
South Africa	D H BROTHERS INDUSTRIES (PTY) LTD T	Food and beverage products	441,603.68
South Africa	DAETA INTERNATIONAL TRADING C C	Motor vehicles and parts	86,895.92
South Africa	DIVA NUTRITIONAL PRODUCTS PTY LTD	Food and beverage products	10,051,467.98
South Africa	ECONOMIC POLICY RESEARCH INSTITUTE	Management and admin services	196,780.00
South Africa	ENGELHART CTP SOUTH AFRICA	Food and beverage products	78,750.00
South Africa	FIELDSPACE PROPERTY MANAGERS	Travel, food and lodging	103,025.28
South Africa	GC RIEBER COMPACT SOUTH AFRICA (PTY	Food and beverage products	2,384,572.15
South Africa	IMPERIAL MANAGED LOGISTICS	Transportation, storage, mail services	365,033.14
South Africa	INTERAFRICA GRAINS (PTY) LTD	Food and beverage products	3,067,812.20
South Africa	J.L.R. INTERNATIONAL TRADING (PTY)	Engineering and research services	31,500.00
South Africa	J.L.R. INTERNATIONAL TRADING (PTY)	Food and beverage products	15,734,166.91
South Africa	J.L.R. INTERNATIONAL TRADING (PTY)	Material handling machinery	43,500.00
South Africa	KEMPSTON LOGISTICS	Transportation, storage, mail services	163,020.45
South Africa	KING AND SONS A DIVISION OF STURRO	Transportation, storage, mail services	419,787.99
South Africa	L DE LIMA CARRIERS CC	Transportation, storage, mail services	482,010.68
South Africa	L J MAKOELE BOEDERY	Food and beverage products	90,264.62
South Africa	LERIBA HOTEL CC	Education and training services	32,504.48
South Africa	MAGNAVOLT TRADING 304 CC	Food and beverage products	74,700.00
South Africa	MANICA SOUTH AFRICA (PTY) LTD	Transportation, storage, mail services	56,400.00
South Africa	MATLAFATSONG TRADING AND PROJECTS P	Food and beverage products	54,153.85
South Africa	MAVIGA ZA (PTY)LTD	Food and beverage products	1,415,405.00
South Africa	MEZZANINE WARE RF PTY LTD	Management and admin services	46,340.00
South Africa	MORENA CORPORATE SERVICES (PTY) LTD	Industrial cleaning services	49,801.23
South Africa	MTN SERVICES PROVIDER (PTY) LIMITED	IT and communications equipment	65,789.47
South Africa	NATIONAL AIRWAYS CORPORATION (PTY)	Financial and insurance services	7,594.60
South Africa	NATIONAL AIRWAYS CORPORATION (PTY)	Transportation, storage, mail services	9,017,069.05
South Africa	NIPPON EXPRESS CO. LTD.	Transportation, storage, mail services	122,165.71
South Africa	ONCOURSE LOGISTICS T/A LOGISTICS MA	Transportation, storage, mail services	62,396.20
South Africa	PAGE CLOSE PROPS 2 CC T A LOADMASTE	Transportation, storage, mail services	61,553.92
South Africa	PAOLO SCERNI S.P.A.	Transportation, storage, mail services	202,375.74
South Africa	PRIDE MILLING CO (PTY) LTD	Food and beverage products	5,602,461.03
South Africa	PT DACHSER INDONESIA	Transportation, storage, mail services	120,017.82
South Africa	RAND AGRI PTY LTD	Food and beverage products	7,260,000.00
South Africa	SCAN GLOBAL LOGISTICS A/S	Transportation, storage, mail services	279,947.63
South Africa	SEE ME TRANSPORT	Transportation, storage, mail services	38,239.77
South Africa	SERVEST SECURITY A DIVISION OF SERV	Industrial cleaning services	30,786.09
South Africa	SERVEST SECURITY A DIVISION OF SERV	Public order and security services	170,668.79
South Africa	SG AFRICAN TRANSPORT	Transportation, storage, mail services	509,611.36
South Africa	SOLENTA AVIATION (PTY) LTD	Financial and insurance services	229,058.00
South Africa	SOLENTA AVIATION (PTY) LTD	Transportation, storage, mail services	4,853,215.36
South Africa	TACTICAL MEDICAL DEVELOPMENTS	Office equipment	761.67
South Africa	TACTICAL MEDICAL DEVELOPMENTS	Security and safety equipment	47,618.33
South Africa	TELEDIRECT INTERNATIONAL PTY LTD	Engineering and research services	41,424.00
South Africa	TELEDIRECT INTERNATIONAL PTY LTD	Management and admin services	133,055.00
South Africa	THAMAE DAVID	Food and beverage products	198,450.00
South Africa	THE CAPITAL APARTMENTS AND HOTEL (P	Education and training services	33,338.34
South Africa	THE LAKES HOTELS AND CONFERENCE CEN	Education and training services	38,802.66
South Africa	TRANS TECH LOGISTICS PTY LTD	Transportation, storage, mail services	679,096.03
South Africa	TSO FARMING ENTERPRISE	Food and beverage products	36,923.08
South Africa	TUGELA STUD PTY LTD	Food and beverage products	61,538.46
South Africa	V & M GRAIN MAURITIUS LTD	Food and beverage products	245,640.10
South Africa	VODACOM PTY LTD	IT and communications equipment	68,628.07
South Africa	VUKILE PROPERTY FUND	Management and admin services	2,064,098.31
South Africa	VULKAN AIR PTY LTD	Transportation, storage, mail services	31,995.20
South Sudan	ABAR FOR TRADING AND INVESTMENT CO	Transportation, storage, mail services	286,495.32
South Sudan	ABBARCI DARFUR UNITED ROAD TRANSP	Transportation, storage, mail services	1,617,635.00
South Sudan	ABBARCI DARFUR UNITED TRANSPORTERS	Transportation, storage, mail services	519,208.00
South Sudan	ABILITIES COMPANY LTD	Transportation, storage, mail services	171,587.02
South Sudan	ACUIL TITO MADUT	Management and admin services	60,000.00
South Sudan	ADEN LIMITED	Building and maintenance services	89,752.62
South Sudan	ADEN LIMITED	Mining and well drilling equipment	15,522.46
South Sudan	ADEN LIMITED	Structures, construction components	1,188.69
South Sudan	AFRICAN HOPE TRADING CO LTD	Transportation, storage, mail services	243,728.00

Location of supplier	Supplier name	Category description	Value (USD)
WFP continued			
South Sudan	AG VISION CONSTRUCTION	Building and maintenance services	5,320,516.90
South Sudan	AG VISION CONSTRUCTION	Land, building and structures	149,828.80
South Sudan	AGAB TRADING AND INVESTMENTCO. LTD	Motor vehicles and parts	90,000.00
South Sudan	ALHAMADA LOGISTICS INTERNATIONAL CO	Transportation, storage, mail services	130,217.90
South Sudan	AMARULA LODGES LIMITED	Transportation, storage, mail services	80,000.00
South Sudan	AMOO HOLDINGS INTERNATIONAL LTD	Transportation, storage, mail services	33,000.00
South Sudan	ANIWE COMPANY LTD	Transportation, storage, mail services	574,709.70
South Sudan	AP TECH CONTRACTORS CO. LTD	IT and communications equipment	33,980.00
South Sudan	ASHRAF BROTHERS TRANSPORT TRADE CO.	Transportation, storage, mail services	74,700.30
South Sudan	AWALE ENTERPRISES LIMITED	Transportation, storage, mail services	305,910.78
South Sudan	B AND S GROUP OF COMPANIES LIMITED	Transportation, storage, mail services	1,988,670.04
South Sudan	BABUH FREIGHTERS	Transportation, storage, mail services	71,007.46
South Sudan	BAGUMA AND SONS (U) LTD	Transportation, storage, mail services	426,020.85
South Sudan	BAHCHU TRADING CO. LTD	Transportation, storage, mail services	39,970.64
South Sudan	BHAVANAA ENTERPRISES LTD	Building and maintenance services	41,654.50
South Sudan	BLUE OCEAN ENTERPRISES LTD	Transportation, storage, mail services	94,710.00
South Sudan	BOLIMOG ENTERPRISES COMPANY LIMITED	Transportation, storage, mail services	73,500.00
South Sudan	BOUCH TRANSPORTATION	Transportation, storage, mail services	110,222.64
South Sudan	BUTHARY TRADE, TRANSPORT & CONSTRUC	Transportation, storage, mail services	87,849.70
South Sudan	CAT CONTRACTING AND TRADING CO LTD	Building and maintenance services	69,300.00
South Sudan	CELL INVESTMENT COMPANY SOUTH SUDAN	Industrial cleaning services	30,000.00
South Sudan	CELL INVESTMENT COMPANY SOUTH SUDAN	Management and admin services	30,000.00
South Sudan	CONEX REAL ESTATE COMPANY LIMITED	Transportation, storage, mail services	142,500.00
South Sudan	CVL GENERAL SUPPLY SS LTD	Power generation machinery	60,400.00
South Sudan	CYERDIT COMPANY LTD	Transportation, storage, mail services	60,000.00
South Sudan	DAISY GENERAL TRADING CO. LTD	Transportation, storage, mail services	228,648.22
South Sudan	DAMEY TRADING CO.LIMITED	Transportation, storage, mail services	65,850.00
South Sudan	DARKA FOR TRADING AND SERVICES COMP	Transportation, storage, mail services	128,135.00
South Sudan	DELTA GENERAL TRADING LTD	Transportation, storage, mail services	709,377.40
South Sudan	DELTA LOGISTICS AFRICA CO. LTD.	Transportation, storage, mail services	296,910.00
South Sudan	DMS AFRICA LTD	Environmental services	74,564.26
South Sudan	DMS AFRICA LTD	Land, building and structures	1,339,509.00
South Sudan	EAGLE ENTERPRISE COMPANY LIMITED	Transportation, storage, mail services	206,000.00
South Sudan	EBYAN GENERAL TRADING CO LTD	Building and maintenance services	356,125.00
South Sudan	EDEN MULTIPURPOSE MARKETING AND COO	Food and beverage products	30,000.00
South Sudan	ENTREPRISE CANACTION INC	Distribution equipment	20,250.00
South Sudan	ENTREPRISE CANACTION INC	Land, building and structures	164,500.00
South Sudan	ENVIRO LIMITED	Transportation, storage, mail services	109,461.82
South Sudan	EQUATORIA HOLDING CO LTD	Industrial cleaning services	216,260.00
South Sudan	EQUITY LOGISTICS LTD	Transportation, storage, mail services	31,365.00
South Sudan	EXPEDITIONARY SUPPORT AND STABILIZA	Transportation, storage, mail services	3,200,000.00
South Sudan	FARMERS COOPERATIVE ENTERPRISE SOCI	Food and beverage products	506,188.58
South Sudan	FINEJET AFRICA HOLDINGS LIMITED	Fuels and lubricants etc.	12,418,600.00
South Sudan	FORKS AND FINGERS RESTAURANT AND CL	Industrial cleaning services	94,820.00
South Sudan	G.T. TRADING & INVESTMENT CO. LTD.	Editorial, design, graphic services	102,858.73
South Sudan	G.T. TRADING & INVESTMENT CO. LTD.	Food and beverage products	46,506.00
South Sudan	G.T. TRADING & INVESTMENT CO. LTD.	Material handling machinery	39,057.46
South Sudan	G.T. TRADING & INVESTMENT CO. LTD.	Mining and well drilling equipment	60,077.48
South Sudan	G3 ENTERPRISES CO LTD	Transportation, storage, mail services	233,386.22
South Sudan	GALAXY STAR INTERNATIONAL LIMITED	Industrial cleaning services	618,816.00
South Sudan	GALAXY STAR INTERNATIONAL LIMITED	Politics and civic affairs services	315,450.00
South Sudan	GALAXY STAR INTERNATIONAL LIMITED	Transportation, storage, mail services	143,303.00
South Sudan	GANDAY GENERAL TRADING AND TRANSPOR	Transportation, storage, mail services	80,197.30
South Sudan	GARDEN FORK CO. LTD	Industrial cleaning services	106,964.00
South Sudan	GARDEN FORK CO. LTD	Transportation, storage, mail services	2,761,584.07
South Sudan	GASCO LIMITED	Environmental services	55,767.26
South Sudan	GASCO LIMITED	Mining and well drilling equipment	83,566.60
South Sudan	GIETH TRANSPORT CO LTD	Transportation, storage, mail services	293,702.86
South Sudan	GREAT UPPER NILE COMPANY	Transportation, storage, mail services	214,789.81
South Sudan	GS CONSTRUCTION CO LTD	Building and maintenance services	547,089.00
South Sudan	GS CONSTRUCTION CO LTD	Structures, construction components	121,000.22
South Sudan	GUMATER TRADING CO LTD	Transportation, storage, mail services	207,014.94
South Sudan	HAFSA TRADING CO. LTD	Transportation, storage, mail services	98,930.21
South Sudan	HIGSADE TRANSPORTERS COMPANY LIMIT	Transportation, storage, mail services	136,275.44
South Sudan	HIJAZ GENERAL TRADING COMPANY LIMIT	Transportation, storage, mail services	216,045.84
South Sudan	HILAAC GENERAL TRADING COMPANY LTD	Transportation, storage, mail services	344,986.05
South Sudan	ILAYS TRADING AND TRANSPORT CO. LTD	Transportation, storage, mail services	34,548.30
South Sudan	INTER-PORT HOLDING LTD	Transportation, storage, mail services	202,193.37
South Sudan	INTERNATIONAL COMMITEE OF THE RED C	Transportation, storage, mail services	468,824.00
South Sudan	INTERNATIONAL ORGANISATION FOR MIGR	Politics and civic affairs services	468,470.64
South Sudan	J4U AIR SERVICES	Transportation, storage, mail services	200,400.00
South Sudan	K.K TRANSPORTERS LIMITED	Transportation, storage, mail services	1,453,224.31
South Sudan	KAHIA TRANSPORTERS LTD	Transportation, storage, mail services	4,244,174.94
South Sudan	KAMAL MAHJOUB FOR TRANSPORT CO. LTD	Transportation, storage, mail services	39,920.00
South Sudan	KARKAR TRANSPORT CO. LTD.	Transportation, storage, mail services	223,802.98
South Sudan	KENSOS GENERAL TRADING AND TRANSPOR	Transportation, storage, mail services	31,350.00
South Sudan	KUSH PETROLEUM LIMITED	Fuels and lubricants etc.	5,120,000.00
South Sudan	LEHSAN FOR TRADING AND INVESTMENT	Transportation, storage, mail services	57,420.00
South Sudan	LEUDIER TRADING COMPANY LTD	Transportation, storage, mail services	64,112.56
South Sudan	LOID INVESTMENTS LTD	Transportation, storage, mail services	769,799.93
South Sudan	LOKIMAJID FORWARDING LTD	Transportation, storage, mail services	214,615.15
South Sudan	LUCIANO FOR TRADING AND INVESTMENT	Fuels and lubricants etc.	33,600.00
South Sudan	MALIYA MUNGU EXTRA	Transportation, storage, mail services	577,639.87
South Sudan	MARIDI INVESTMENT LIMITED	Transportation, storage, mail services	34,500.00

Location of supplier	Supplier name	Category description	Value (USD)
WFP continued			
South Sudan	MARORDIT INTERNATIONAL CO.	Transportation, storage, mail services	237,582.04
South Sudan	MARTIN WANI MICHAEL	Land, building and structures	84,000.00
South Sudan	MAXFAIR GENERAL TRADING CO LTD	Transportation, storage, mail services	539,579.49
South Sudan	MER TRADING AND SERVICES CO LTD	Transportation, storage, mail services	230,658.35
South Sudan	MESCO LTD	Structures, construction components	46,819.80
South Sudan	MOUTAZ OSMAN SULIMAN	Transportation, storage, mail services	86,153.24
South Sudan	MS MIRAGE LTD	Land, building and structures	84,000.00
South Sudan	MTN SOUTH SUDAN	Engineering and research services	441,980.28
South Sudan	MTN SOUTH SUDAN	IT and communications equipment	121,200.00
South Sudan	MTN SOUTH SUDAN	Transportation, storage, mail services	5,000.00
South Sudan	MUSE AF CO LTD	Food and beverage products	41,400.00
South Sudan	NARO FOR TRANSPORTATION & TRADING L	Transportation, storage, mail services	124,675.11
South Sudan	NEW SIGNATURE CO. LTD	Transportation, storage, mail services	857,984.75
South Sudan	NILE BARGES FOR RIVER TRANSPORT CO	Transportation, storage, mail services	195,000.00
South Sudan	NYG CONSTRUCTION & TRADING CO.LTD	Building and maintenance services	386,093.50
South Sudan	NYG CONSTRUCTION & TRADING CO.LTD	Environmental services	417,037.95
South Sudan	NYG CONSTRUCTION & TRADING CO.LTD	Land, building and structures	654,093.90
South Sudan	NZARA FARMERS ASSOCIATION	Food and beverage products	50,000.00
South Sudan	PAN AFRICAN BUSSINESS ENTERPRISES L	Transportation, storage, mail services	221,795.04
South Sudan	PANCROP COMMERCIAL CO LTD	Transportation, storage, mail services	88,144.00
South Sudan	PG3 LOGISTICS & GRAPHICS	Transportation, storage, mail services	2,002,109.68
South Sudan	PIL LOGISTICS CO LTD	Transportation, storage, mail services	246,000.00
South Sudan	PINNACLE GLOBAL LTD	Material handling machinery	32,544.55
South Sudan	RAIBA TRANS LTD.	Transportation, storage, mail services	2,193,915.55
South Sudan	RALOW ENTERPRISES LTD	Transportation, storage, mail services	50,918.12
South Sudan	REAL SOLUTION INDUSTRY LIMITED	Electrical systems components	30,000.00
South Sudan	REAL SOLUTION INDUSTRY LIMITED	Motor vehicles and parts	180,000.00
South Sudan	REAL SOLUTION INDUSTRY LIMITED	Power generation machinery	30,000.00
South Sudan	RECON FM INTERNATIONAL	Power generation machinery	40,310.00
South Sudan	REDCO COMPANY LIMITED	Environmental services	173,618.94
South Sudan	REDCO COMPANY LIMITED	Mining and well drilling equipment	45,009.00
South Sudan	REGIONAL ROAD TRANSPORT LTD	Transportation, storage, mail services	31,350.00
South Sudan	RELIEFLINE AFRICA LTD	Sports and recreational equipment	32,000.00
South Sudan	RHINO STARS SUPPLIES AND CONSTRUCTI	Building and maintenance services	1,281,875.76
South Sudan	ROBERTA LOGISTICS SOUTH SUDAN LTD	Industrial cleaning services	47,440.00
South Sudan	ROBERTA LOGISTICS SOUTH SUDAN LTD	Transportation, storage, mail services	298,425.58
South Sudan	ROLE MODEL LOGISTICS LTD	Transportation, storage, mail services	3,542,954.06
South Sudan	ROPANI INTERNATIONAL	Transportation, storage, mail services	1,090,707.54
South Sudan	ROYLINE LOGISTICS LIMITED	Transportation, storage, mail services	35,800.00
South Sudan	SAMAD TRADING COMPANY LIMITED	Transportation, storage, mail services	440,594.10
South Sudan	SCORPIO GENERAL TRADING & TRANSPORT	Transportation, storage, mail services	34,500.00
South Sudan	SIMON FOR MULTIACTIVITIES CO. LTD	Transportation, storage, mail services	316,219.48
South Sudan	SOLUTION QUICK SERVICE CO. LTD	Transportation, storage, mail services	599,852.70
South Sudan	SOUTH FARMERS COMPANY	Food and beverage products	50,000.00
South Sudan	TAJUJ FOR DEVELOPMENT & INVESTMENT	Transportation, storage, mail services	67,150.00
South Sudan	TARAN TRANSPORT CO LTD	Transportation, storage, mail services	3,611,523.92
South Sudan	TASAM LOGISTICS LTD	Transportation, storage, mail services	133,393.34
South Sudan	TASLIM TRANSPORT LTD	Transportation, storage, mail services	1,430,930.65
South Sudan	TAYO LIMITED	Transportation, storage, mail services	305,105.93
South Sudan	THE SKYLIFE COMPANY INC	Transportation, storage, mail services	9,618,750.00
South Sudan	THE SOUTH SUDAN MOBILE TELEPHONE (Z	Engineering and research services	77,777.52
South Sudan	THURDIT TRADING AND INVESTMENT CO L	Transportation, storage, mail services	191,713.89
South Sudan	TIBA FREIGHT FORWARDERS LTD	Transportation, storage, mail services	66,792.86
South Sudan	TIBA PETROLEUM LTD	Transportation, storage, mail services	34,500.00
South Sudan	TLHA KY INTERNATIONAL FOR TRADE & I	Transportation, storage, mail services	774,044.77
South Sudan	TONJA FOR TRADING AND INVESTMENT LT	Transportation, storage, mail services	241,523.18
South Sudan	TRISTAR TRANSPORT L L C	Fuels and lubricants etc.	3,490,800.00
South Sudan	TROJAN ENTERPRISES (SOUTH SUDAN) LT	Transportation, storage, mail services	773,325.21
South Sudan	TROPICANA AIRLINES LIMITED	Transportation, storage, mail services	46,487.86
South Sudan	TUSMO GENERAL TRADING COMPANY	Transportation, storage, mail services	34,669.40
South Sudan	TWINWAY LOGISTICS COMPANY LTD	Transportation, storage, mail services	652,015.35
South Sudan	UBA INVESTMENT CO. LTD.	Transportation, storage, mail services	174,632.70
South Sudan	UGORO S SONS FOR TRANSPORTATION AND	Transportation, storage, mail services	729,899.22
South Sudan	UNDP REP IN SOUTH SUDAN - JUBA	Engineering and research services	411,052.00
South Sudan	UNDP REP IN SOUTH SUDAN - JUBA	IT and communications equipment	48,484.00
South Sudan	UNDP REP IN SOUTH SUDAN - JUBA	Management and admin services	52,583.00
South Sudan	UNDP REP IN SOUTH SUDAN - JUBA	Medical equipment	290,332.24
South Sudan	UNDP REP IN SOUTH SUDAN - JUBA	Politics and civic affairs services	221,953.25
South Sudan	UNICEF	Engineering and research services	94,368.00
South Sudan	UNITED NATIONS MISSION IN SOUTH	Food and beverage products	159,040.00
South Sudan	UNITED NATIONS MISSION IN SOUTH	Politics and civic affairs services	100,800.00
South Sudan	UNIVERSAL PRINTERS CO LTD	Office equipment	73,586.69
South Sudan	W S TRANSPORT	Transportation, storage, mail services	181,480.00
South Sudan	WANDA FOR TRADING AND CONSTRUCTION	Transportation, storage, mail services	288,236.15
South Sudan	WARSAM HOLDINGS LTD	Transportation, storage, mail services	144,097.53
South Sudan	WIN HI TECH TRADE AND ENGINEERING C	Environmental services	204,855.10
South Sudan	WIN HI TECH TRADE AND ENGINEERING C	Land, building and structures	298,174.90
South Sudan	WIN HI TECH TRADE AND ENGINEERING C	Structures, construction components	9,900.00
South Sudan	WS INSIGHT LIMITED	Security and safety equipment	3,844,832.92
South Sudan	YAR ALEC FOR TRANSPORT CO. LTD	Transportation, storage, mail services	3,734,083.98
South Sudan	YOUKWAY TRADING INVESTMENT AND CONT	Transportation, storage, mail services	75,000.00
South Sudan	ZALA GENERAL TRADING COMPANY LTD	Transportation, storage, mail services	587,250.58
South Sudan	ZAM ZAM ENTERPRISES LTD	Transportation, storage, mail services	85,669.53
South Sudan	ZHONGHAO OVERSEAS CONSTRUCTION ENG.	Environmental services	274,114.92

Location of supplier	Supplier name	Category description	Value (USD)
WFP continued			
Spain	BERGE MARITIMA S.L.	Transportation, storage, mail services	2,159,409.32
Spain	EVERIS SPAIN SLU	Engineering and research services	113,393.00
Spain	FABREZ SL	Food and beverage products	961,869.70
Spain	FUNDACION ACCION CONTRA EL HAMBRE	Management and admin services	107,000.00
Spain	FUNDACION DARA INTERNACIONAL	Management and admin services	133,785.00
Spain	HARINERA VILAFRANQUINA S.A.	Food and beverage products	7,816,225.70
Spain	INDUSTRIAS LACTEAS ASTURIANAS SA	Food and beverage products	4,752,075.59
Spain	JUAN RUIZ FERNANDEZ-REYES	Transportation, storage, mail services	244,337.57
Spain	SILOS CANARIOS S.A.U	Transportation, storage, mail services	121,430.16
Spain	SMURFIT KAPPA HEXACOMB AOIZ S.L	Transportation, storage, mail services	200,225.84
Sri Lanka	CAPTAIN RICE MILL	Food and beverage products	91,967.34
Sri Lanka	HALICK RICE MILL	Food and beverage products	257,500.00
Sri Lanka	MARIAM FOODS PRODUCT	Food and beverage products	181,519.91
Sri Lanka	MINISTRY OF NATIONAL POLICIES AND E	Building and maintenance services	148,418.65
Sri Lanka	MINISTRY OF NATIONAL POLICIES AND E	Mining and well drilling equipment	33,732.93
Sri Lanka	SAERA ADAMALY WIJEYAWARDENA	Management and admin services	119,784.00
Sri Lanka	SECURE SECURITY AND INVESTIGATIONS	Public order and security services	32,711.81
Sudan	A R C ROAD CONSTRUCTION BUILDING AN	Building and maintenance services	611,172.21
Sudan	ABBARCI DARFUR UNITED ROAD TRANSP	Transportation, storage, mail services	1,142,801.64
Sudan	ABBASH PROPAGAND AND ADVERTISING	Management and admin services	205,766.07
Sudan	ABU AGLA AHMED ELBASHEER	Fuels and lubricants etc.	29,127.82
Sudan	ABU AGLA AHMED ELBASHEER	Transportation, storage, mail services	12,483.35
Sudan	ABU HANIFA FOR TRANSPORT & TRADE CO	Transportation, storage, mail services	52,658.60
Sudan	ABU HAWA FOR TRANSPORT	Transportation, storage, mail services	42,307.30
Sudan	ABU REEM TRANSPORTATION	Transportation, storage, mail services	414,174.16
Sudan	ADLIN INVESTMENT CO.LTD	Transportation, storage, mail services	917,394.16
Sudan	AGRICULTURAL BANK OF SUDAN	Food and beverage products	3,370,000.00
Sudan	AGRICULTURAL BANK OF SUDAN	Transportation, storage, mail services	36,000.00
Sudan	AGRO NECTAR GROUP	Industrial cleaning services	39,593.48
Sudan	AHMED ALGHAZI FOR PETROLEUM AND TRA	Transportation, storage, mail services	380,546.42
Sudan	AHMED MOHAMMED ABDALLA	Fuels and lubricants etc.	157,584.29
Sudan	AL HADAF SERVICE COMPANY LTD	Motor vehicles and parts	35,469.00
Sudan	AL HADAF SERVICE COMPANY LTD	Public order and security services	1,414,858.83
Sudan	AL NIBRASFOR TRANSPORT&TRADING	Transportation, storage, mail services	488,950.76
Sudan	AL RASHEED SALT REFINING FACTORY	Food and beverage products	1,518,165.65
Sudan	ALASAAD LOGISTIC INFRASTRUCTURE CO	Transportation, storage, mail services	45,837.74
Sudan	ALHAMADA LOGISTICS INTERNATIONAL CO	Transportation, storage, mail services	389,186.77
Sudan	AMONIA PETROLEUM	Fuels and lubricants etc.	3,159.31
Sudan	AMONIA PETROLEUM	Public sector related services	51,024.08
Sudan	AMONIA PETROLEUM	Transportation, storage, mail services	85,451.98
Sudan	ARHEEL TRADING AND INVESTMENT CO. L	Motor vehicles and parts	125,066.07
Sudan	ASHRAF AND SALAH FOR STUDIES AND DE	Building and maintenance services	34,800.00
Sudan	ASHRAF BROTHERS TRANSPORT TRADE CO.	Transportation, storage, mail services	45,279.00
Sudan	AWLAD ABUSILKA FOR TRADING AND TRAN	Transportation, storage, mail services	111,460.07
Sudan	BAYAN FOR CONTRACTING & ENGINEERING	Transportation, storage, mail services	97,900.64
Sudan	BENEN FOR MULTI ACTIVATES CO. LTD	Transportation, storage, mail services	147,117.51
Sudan	BLUE NILE MASHREG BANK	Editorial, design, graphic services	77,500.00
Sudan	BLUE NILE MASHREG BANK	IT and communications equipment	125,000.00
Sudan	BLUE NILE MASHREG BANK	Politics and civic affairs services	78,675.32
Sudan	BUTHARY TRADE, TRANSPORT & CONSTRUC	Transportation, storage, mail services	743,320.74
Sudan	CANAR TELECOMMUNICATIONS	Engineering and research services	31,772.00
Sudan	CTG GLOBAL MANAGEMENT SERVICES CO L	Transportation, storage, mail services	761,380.58
Sudan	DAL MOTOR COMPANY LIMITED	Motor vehicles and parts	44,908.38
Sudan	DALBIT INTERNATIONAL LTD.	Fuels and lubricants etc.	14,832,260.00
Sudan	DARKA FOR TRADING AND SERVICES COMP	Transportation, storage, mail services	199,025.55
Sudan	DELTA LOGISTICS AFRICA CO. LTD.	Transportation, storage, mail services	631,361.84
Sudan	DESIGN 2000 COMPANY LTD	Environmental services	86,080.50
Sudan	ELKHOAGA FOR JABANESE HINO SPARE PA	Transportation, storage, mail services	249,521.59
Sudan	ELNIMR ELZAHABI FACTORY FOR PLASTIC	Industrial cleaning services	72,838.48
Sudan	ELNIMR ELZAHABI FACTORY FOR PLASTIC	Material handling machinery	73,500.53
Sudan	ELNIMR ELZAHABI FACTORY FOR PLASTIC	Travel, food and lodging	6,116.21
Sudan	ELRASHEED PLASTICS SACKS FACTORY	Material handling machinery	414,990.00
Sudan	FORCIER CONSULTING LIMITED	Management and admin services	202,249.57
Sudan	GALAL ELDEIN ISMAIL AWADALLA	Transportation, storage, mail services	45,895.94
Sudan	GBA CONSTRUCTION AND INVESTMENT CO	Transportation, storage, mail services	567,443.74
Sudan	GENEIF CONSULTANCY	Management and admin services	133,850.00
Sudan	GENEINA PORTERS	Transportation, storage, mail services	75,510.63
Sudan	GROSVENOR SERVICES LTD	Industrial cleaning services	94,132.59
Sudan	HAIMANA TRANSPORTATION	Transportation, storage, mail services	1,143,542.67
Sudan	HANEER ENGINEERING	Environmental services	596,826.77
Sudan	HARBOUR INVESTMENT CO. LTD.	Food and beverage products	526,366.74
Sudan	HAWARI TRANSPORT & DEVELOPMENT CO.	Transportation, storage, mail services	33,620.83
Sudan	HAYDER AHMED ALI ARCHITECTS AND BUI	Engineering and research services	125,270.00
Sudan	HELPER FOR CLEANING SERVICES	Industrial cleaning services	30,191.82
Sudan	HIBA INTERNATIONAL RECRUITMENT AND	Transportation, storage, mail services	795,101.34
Sudan	HOME CARE	Office equipment	31,250.00
Sudan	IBRAHIM BROTHERS COMPANY LTD	Food and beverage products	1,798,860.50
Sudan	INTERNATIONAL ORGANISATION OF MIGRA	Politics and civic affairs services	308,154.00
Sudan	KAMAL MAHJOUB FOR TRANSPORT CO. LTD	Transportation, storage, mail services	99,712.50
Sudan	KAMO TRANSPORT	Transportation, storage, mail services	52,920.00
Sudan	KARKAR TRANSPORT CO. LTD.	Transportation, storage, mail services	421,758.32
Sudan	KASSALA SATELLITE CHANNEL AUTHORITY	Travel, food and lodging	31,613.20
Sudan	LOADING & OFFLOAD. COOPERATIVE SOC	Transportation, storage, mail services	30,200.40
Sudan	MAGZOUB AL BANNA SONS TRADING	Domestic appliances and electronics	128,212.35

Location of supplier	Supplier name	Category description	Value (USD)
WFP continued			
Sudan	MAHGOUB (SONS) TRADING CO. LTD	Food and beverage products	17,018,394.92
Sudan	MAKS AVIATION SERVICES CO. LTD	Transportation, storage, mail services	38,006.75
Sudan	MATHING AJING JIPU	Management and admin services	72,000.00
Sudan	MATTHEW PETROLEUM CO LTD	Fuels and lubricants etc.	851,547.30
Sudan	MOHAMED ALAMIN KABASHI EISSA	Management and admin services	54,000.00
Sudan	MOHAMED BABIKER & SONS CO. LTD.	Domestic appliances and electronics	49,015.91
Sudan	MOUTAZ OSMAN SULIMAN	Transportation, storage, mail services	166,438.36
Sudan	MURSAL SULEIMAN	Management and admin services	300,173.66
Sudan	MUSTAFA MUSSA WORKS	Building and maintenance services	47,609.14
Sudan	NILE BAKRI AVIATION CO. LTD	Fuels and lubricants etc.	223,172.03
Sudan	OFFICE CARE STATIONERY & OFFICE SUP	Office equipment	78,824.00
Sudan	OFFICE CARE STATIONERY & OFFICE SUP	Paper materials and products	31,867.40
Sudan	OFFICE CARE STATIONERY & OFFICE SUP	Published products	14,000.80
Sudan	OIL ENERGY CO. LTD.	Fuels and lubricants etc.	2,370,454.70
Sudan	OMER ABDEL HAMEED MOHAMMED	Management and admin services	378,000.00
Sudan	OMER HASSAN OMER	Transportation, storage, mail services	99,425.10
Sudan	PACT CONSULTANCY	Management and admin services	190,769.23
Sudan	PAMELA TRANSPORT COMPANY LTD.	Transportation, storage, mail services	132,724.23
Sudan	PANCROP COMMERCIAL CO LTD	Transportation, storage, mail services	211,864.26
Sudan	PETROBASH M A CO	Fuels and lubricants etc.	55,487.36
Sudan	PIL LOGISTICS CO LTD	Transportation, storage, mail services	155,929.95
Sudan	RAIBA TRANS LTD.	Transportation, storage, mail services	1,937,869.73
Sudan	RUSSEL TRANSPORT CO.LTD	Transportation, storage, mail services	178,963.62
Sudan	S.A.M. TRANSPORT	Transportation, storage, mail services	764,101.95
Sudan	SAMAH FOR TRANSPORT	Transportation, storage, mail services	161,350.80
Sudan	SAVANNA INSURANCE CO LTD	Financial and insurance services	87,561.05
Sudan	SAYGA FOOD INDUSTRIES	Food and beverage products	1,892,404.71
Sudan	SHUKRAN ROAD TRANSPORT CO.	Transportation, storage, mail services	502,641.93
Sudan	SOFTWAY INTERNATIONAL COMPANY LTD	Building and maintenance services	116,143.50
Sudan	SUDAN ROTOMOULD FACTORY FOR TANKS &	Material handling machinery	56,083.59
Sudan	SUDANESE ELECTRICITY DISTRIBUTION	Land, building and structures	4,750.86
Sudan	SUDANESE ELECTRICITY DISTRIBUTION	Public sector related services	115,406.44
Sudan	SUDANESE ELECTRICITY DISTIRIBUTION	Electrical systems components	31,457.35
Sudan	SUDANESE FOOTWEAR MANUFACTURING	Transportation, storage, mail services	35,454.00
Sudan	SUDANESE MOBILE TELEPHONE CO.	Engineering and research services	100,370.00
Sudan	SUDANESE MOBILE TELEPHONE CO.	Transportation, storage, mail services	25,600.00
Sudan	SUDATEL	Engineering and research services	50,200.00
Sudan	TAJUJ FOR DEVELOPMENT & INVESTMENT	Transportation, storage, mail services	449,177.29
Sudan	TOLAN PROJECTS	Transportation, storage, mail services	42,603.67
Sudan	TROJAN ENTERPRISES (SOUTH SUDAN) LT	Fuels and lubricants etc.	67,680.00
Sudan	UM DRABA TRADING & TRANSPORTAION	Transportation, storage, mail services	390,625.02
Sudan	UNAMID SUDAN	Fuels and lubricants etc.	142,619.74
Sudan	UNAMID SUDAN	Management and admin services	104,114.15
Sudan	UNAMID SUDAN	Transportation, storage, mail services	89,790.00
Sudan	UNDP - SUDAN	Politics and civic affairs services	173,157.03
Sudan	UNDSS	Engineering and research services	133,246.00
Sudan	UNDSS	Security and safety equipment	92,835.93
Sudan	UNITED NATIONS HIGH COMMISSIONER FO	Engineering and research services	202,788.00
Sudan	UNITED NATIONS HIGH COMMISSIONER FO	Management and admin services	130,560.00
Sudan	UNITED NATIONS HIGH COMMISSIONER FO	Politics and civic affairs services	938,358.72
Sudan	URANUS TRANSPORTATION	Transportation, storage, mail services	471,846.45
Sudan	W S TRANSPORT	Transportation, storage, mail services	335,156.97
Sudan	WADI EL GUNDI COMPANY LTD.	Motor vehicles and parts	137,814.52
Sudan	YAR ALEC FOR TRANSPORT CO. LTD	Transportation, storage, mail services	316,390.93
Sudan	ZAS FOR IMPROVED SEEDS AND CROPS	Food and beverage products	11,920,659.01
Sweden	STIFTELSEN FLOWMINDER	Management and admin services	477,487.25
Sweden	SWEDISH CIVIL CONTINGENCIES AGENCY	Engineering and research services	53,691.00
Sweden	SWEDISH CIVIL CONTINGENCIES AGENCY	Management and admin services	129,996.56
Switzerland	BARWIL AGENCIES LTD. FOR SHIPPING	Transportation, storage, mail services	159,558.12
Switzerland	BERGE MARITIMA S.L.	Transportation, storage, mail services	716,514.53
Switzerland	BOLLORE LOGISTICS	Transportation, storage, mail services	2,063,601.46
Switzerland	CARGILL INTERNATIONAL S.A.	Food and beverage products	27,869,615.70
Switzerland	CREMO SA	Food and beverage products	3,096,722.79
Switzerland	DGDA SWITZERLAND SARL	Management and admin services	272,871.00
Switzerland	EMMI INTERNATIONAL LTD	Food and beverage products	1,950,000.00
Switzerland	GAC FORWARDING & SHIPPING (SHANGHAI	Transportation, storage, mail services	248,016.18
Switzerland	GAC PAKISTAN (PRIVATE) LTD	Transportation, storage, mail services	293,038.02
Switzerland	GAC SHIPPING (I) PVT LTD.	Transportation, storage, mail services	275,627.27
Switzerland	GEODIS USA INC.	Transportation, storage, mail services	2,167,299.32
Switzerland	GETABSTRACT AG	Engineering and research services	37,797.23
Switzerland	GETABSTRACT AG	Travel, food and lodging	53,021.33
Switzerland	GULF AGENCY DENIZCILIK A.S.	Transportation, storage, mail services	469,173.94
Switzerland	HOCHDORF SWISS NUTRITION AG	Food and beverage products	1,862,423.00
Switzerland	INTERNATIONAL COMPUTING CENTRE	Engineering and research services	1,329,000.00
Switzerland	INTERNATIONAL COMPUTING CENTRE	Management and admin services	1,400,000.00
Switzerland	INTERNATIONAL COMPUTING CENTRE	Transportation, storage, mail services	4,611,450.40
Switzerland	INTERTRADE INTERNATIONAL SERVICES S	Distribution equipment	315,875.59
Switzerland	INTERTRADE INTERNATIONAL SERVICES S	Land, building and structures	269,866.43
Switzerland	INTERTRADE INTERNATIONAL SERVICES S	Office equipment	57,529.16
Switzerland	KING AND SONS A DIVISION OF STURRO	Transportation, storage, mail services	1,092,867.12
Switzerland	MSC MEDITERRANEAN SHIPPING COMPANY	Transportation, storage, mail services	142,961.00
Switzerland	OPERADORA LOGISTICA DE TRANSITOS IN	Transportation, storage, mail services	41,989.16
Switzerland	PAOLO SCERNI S.P.A.	Transportation, storage, mail services	1,857,420.70
Switzerland	PT DACHSER INDONESIA	Transportation, storage, mail services	456,034.75

Location of supplier	Supplier name	Category description	Value (USD)
WFP continued			
Switzerland	RAY MONT LOGISTICS CANADA INC	Transportation, storage, mail services	429,669.60
Switzerland	RBL GROUP SA	Food and beverage products	448,062.00
Switzerland	RHENUS INTERMODAL SYSTEMS LLC	Transportation, storage, mail services	1,280,962.67
Switzerland	RHENUS LOGISTICS NV	Transportation, storage, mail services	74,319.36
Switzerland	SCAN GLOBAL LOGISTICS A/S	Transportation, storage, mail services	562,209.24
Switzerland	SCIPIO S.A.	Food and beverage products	671,895.43
Switzerland	SGS SOCIETE GENERALE DE SURVEILLANC	Engineering and research services	748,222.29
Switzerland	SUSTAINABLE OUTREACH	Management and admin services	100,571.73
Switzerland	THE GLOBAL ALLIANCE FOR IMPROVED	Management and admin services	126,832.16
Switzerland	TRANSPAT GLOBAL SECURITY SA	Security and safety equipment	97,535.93
Switzerland	UNITED NATIONS HIGH COMMISSIONER FO	Education and training services	247,500.00
Switzerland	UNITED NATIONS HIGH COMMISSIONER FO	Management and admin services	48,000.00
Switzerland	UNITED NATIONS HIGH COMMISSIONER FO	Politics and civic affairs services	100,000.00
Switzerland	UNITED NATIONS OFFICE AT GENEVA	Politics and civic affairs services	110,146.00
Switzerland	VESTERGAARD SA	Sports and recreational equipment	35,644.00
Syrian Arab Republic	ABDULBASET MOHAMED ADEL TARAKJI	Transportation, storage, mail services	63,258.72
Syrian Arab Republic	ABED AL HAMID MOHAMAD AL KIK	Food and beverage products	316,885.00
Syrian Arab Republic	AKAR FOR DEVELOPMENT LLC	Management and admin services	30,000.00
Syrian Arab Republic	AL AMIR CO FOR FOOD PRODUCTS	Food and beverage products	1,651,021.88
Syrian Arab Republic	AL RASHED FOOD INDUSTRY	Food and beverage products	1,321,055.26
Syrian Arab Republic	ALESKANDAR FOR IMPORT EXPORT AND LA	Transportation, storage, mail services	339,933.55
Syrian Arab Republic	ALI WAHIB MRAI & HIS PARTNER COMPAN	Industrial manufacturing services	587,459.56
Syrian Arab Republic	ALI WAHIB MRAI & HIS PARTNER COMPAN	Transportation, storage, mail services	294,516.56
Syrian Arab Republic	ALTAGHZIEA FOR FOOD INDUSTRIES FOOD	Food and beverage products	3,168,970.09
Syrian Arab Republic	ALWAHIB GROUP	Industrial manufacturing services	1,543,964.41
Syrian Arab Republic	ALWAHIB GROUP	Transportation, storage, mail services	1,154,860.14
Syrian Arab Republic	ANTARADUS FOR TOURISTIC DEVELOPMENT	Management and admin services	217,286.76
Syrian Arab Republic	BANA ROUKBI	Food and beverage products	1,701,335.17
Syrian Arab Republic	BANA ROUKBI	Industrial manufacturing services	3,732,792.88
Syrian Arab Republic	BANA ROUKBI	Transportation, storage, mail services	1,076,981.28
Syrian Arab Republic	BASHAR MOHAMAD KRESHAN	Food and beverage products	290,442.50
Syrian Arab Republic	BETINJANEH BROTHERS COMPANY	Food and beverage products	256,610.00
Syrian Arab Republic	ELIAS CHAR AND PARTNER COMPANY	IT and communications equipment	35,509.00
Syrian Arab Republic	EPONA LOGISTICS LLC	Transportation, storage, mail services	95,423.88
Syrian Arab Republic	FAO REPRESENTATION IN SYRIA	Politics and civic affairs services	53,675.00
Syrian Arab Republic	FOUR SEASONS HOTEL	Education and training services	64,360.00
Syrian Arab Republic	FOUR SEASONS HOTEL	Engineering and research services	4,268.14
Syrian Arab Republic	FOUR SEASONS HOTEL	Management and admin services	2,452,403.39
Syrian Arab Republic	FOUR SEASONS HOTEL	Public order and security services	86,904.00
Syrian Arab Republic	FOUR SEASONS HOTEL	Travel, food and lodging	83,006.16
Syrian Arab Republic	GEZAIRI TRANSPORT OVERSEAS S A L	Transportation, storage, mail services	233,675.68
Syrian Arab Republic	GLOBAL SURVEYS LLC	Engineering and research services	60,500.00
Syrian Arab Republic	GLOBAL SURVEYS LLC	Transportation, storage, mail services	565,961.30
Syrian Arab Republic	HAMMADIANDKASSIR COMPANY (TAIBA FOR	Food and beverage products	164,425.00
Syrian Arab Republic	INTERNATIONAL BUSINESS CENTER CO LT	Industrial manufacturing services	952,161.43
Syrian Arab Republic	INTERNATIONAL BUSINESS CENTER CO LT	Transportation, storage, mail services	206,857.24
Syrian Arab Republic	ISPERCO	Land, building and structures	415,075.00
Syrian Arab Republic	JAMAL TALAL AND MOHAMMAD SAMIR KHAL	Food and beverage products	92,540.00
Syrian Arab Republic	JDID INTERNATIONAL EST. FOR TRADING	Transportation, storage, mail services	2,518,345.86
Syrian Arab Republic	KHULUD SIRRI HALABY	Industrial manufacturing services	4,568,024.96
Syrian Arab Republic	KHULUD SIRRI HALABY	Transportation, storage, mail services	3,350,368.11
Syrian Arab Republic	LAND TRANSPORT INTERNATIONAL	Transportation, storage, mail services	3,735,604.82
Syrian Arab Republic	LEBANESE INTERNATIONAL INSPECTION C	Transportation, storage, mail services	30,733.97
Syrian Arab Republic	MEERA ALSHAM LIMITED LIABILITY CO.	Food and beverage products	169,558.60
Syrian Arab Republic	MOHAMMAD KHALIL ALAMIN	Management and admin services	72,000.00
Syrian Arab Republic	MTN	Engineering and research services	69,923.64
Syrian Arab Republic	NADER HAMIDA CO	Food and beverage products	488,398.31
Syrian Arab Republic	NATIONAL TRANSPORT COMPANY LTD	Transportation, storage, mail services	47,500.00
Syrian Arab Republic	NAZHA LOGISTICS	Industrial manufacturing services	2,332,019.49
Syrian Arab Republic	NAZHA LOGISTICS	Transportation, storage, mail services	633,815.01
Syrian Arab Republic	ORIENT BRIDGE COMPANY	Transportation, storage, mail services	148,351.75
Syrian Arab Republic	RABBATH CANNING INDUSTRY (DELTA FOO	Food and beverage products	529,627.50
Syrian Arab Republic	RAMI KABALAN	Food and beverage products	1,124,448.35
Syrian Arab Republic	RAMITHA MARITIME SERVICES	Transportation, storage, mail services	372,764.33
Syrian Arab Republic	SARA COMPANY	Building and maintenance services	328,336.80
Syrian Arab Republic	SPECIALIZED SYRIAN TRANSPORTATION C	Transportation, storage, mail services	731,149.72
Syrian Arab Republic	SYRIAN OLIVE OIL COMPANY	Food and beverage products	795,808.95
Syrian Arab Republic	SYRIATEL MOBILE TELECOM	Engineering and research services	135,961.97
Syrian Arab Republic	TALAS COMPANY FOR TRADING AND INDUS	Food and beverage products	451,378.50
Syrian Arab Republic	TRANSPORTERS LLC	Transportation, storage, mail services	1,042,510.76
Syrian Arab Republic	UNDP SYRIA	Politics and civic affairs services	682,632.00
Syrian Arab Republic	UNITED NATIONS FUND FOR POPULATION	Politics and civic affairs services	32,400.00
Syrian Arab Republic	WORLD HEALTH ORGANIZATION	Politics and civic affairs services	95,451.00
Tajikistan	JSC KONI NAMAK	Food and beverage products	208,319.38
Tajikistan	LLC "ZARGUN"	Transportation, storage, mail services	38,341.63
Tajikistan	LLC SHOIZAR	Domestic appliances and electronics	174,853.39
Thailand	ADVANCED WIRELESS NETWORK COMPANY L	Engineering and research services	44,053.36
Thailand	C.K. TRANSPORT & SERVICE CO., LTD.	Transportation, storage, mail services	49,517.36
Thailand	QUALITY HOUSES LEASEHOLD PROPERTY F	Management and admin services	431,773.39
Thailand	QUALITY HOUSES LEASEHOLD PROPERTY F	Public sector related services	71,589.90
Thailand	SAHATHAM TRANSPORT(1996)CO. LTD.	Transportation, storage, mail services	184,648.78
Thailand	SATHORN PARK CO LTD	Education and training services	48,500.00
Thailand	TCC HOTEL ASSET MANAGEMENT CO. LTD	Education and training services	32,259.52
Timor-Leste	TG WORLD FOOD LDA	Food and beverage products	385,500.00

Location of supplier	Supplier name	Category description	Value (USD)
WFP continued			
Timor-Leste	UNDP TIMOR LESTE	Management and admin services	37,470.45
Timor-Leste	UNDP TIMOR LESTE	Power generation machinery	66,565.02
Timor-Leste	UNDP TIMOR LESTE	Public order and security services	16,672.59
Togo	DAMCO TOGO SA	Transportation, storage, mail services	337,551.92
Tokelau	MAHMUT CAN EGERCI KARGO	Transportation, storage, mail services	50,643.77
Tunisia	AL KAWAFEL COMPANY	Transportation, storage, mail services	31,107.31
Tunisia	CENTRAL MAGASIN GENERAL MAGRO DISTR	Food and beverage products	352,387.47
Tunisia	NAIFAR FATFI	Management and admin services	34,941.32
Turkey	AKAN SEL NAKLIYAT PETROL SANAYI VE	Transportation, storage, mail services	30,312.85
Turkey	ALI SERVET	Transportation, storage, mail services	96,810.00
Turkey	ALI YARDIM	Building and maintenance services	13,280.00
Turkey	ALI YARDIM	Management and admin services	93,516.00
Turkey	ALI YARDIM	Public sector related services	4,100.00
Turkey	ANKARA TERCUME EMLAK INSAAT GIDA TE	Editorial, design, graphic services	33,000.00
Turkey	ARBEL BAKLIYAT HUBUBAT SANAYI VE TI	Food and beverage products	59,993,933.95
Turkey	ARMADA GIDA TIC. SAN. A.S.	Food and beverage products	4,834,469.52
Turkey	ARSLAN PETROL LTH. LHR TIC LTD STI	Transportation, storage, mail services	506,440.00
Turkey	AVES ENERJI YAG VE GIDA SAN A S	Food and beverage products	5,430,885.80
Turkey	BASHAN TARIMSAL URUNLERI PAZ. SAN V	Food and beverage products	51,207,810.59
Turkey	BASHAN TARIMSAL URUNLERI PAZ. SAN V	Material handling machinery	43,500.00
Turkey	BAYAMTAS ITHALAT IHRACAT AS	Food and beverage products	6,158,145.64
Turkey	BESLER MAKARNA UN IRMIK GIDA SANAYI	Food and beverage products	7,700,932.35
Turkey	BESSAN MAKARNA GIDA SAN. VE TIC.A.S	Food and beverage products	1,124,831.82
Turkey	CELAL BAHADIR GIRAY	Management and admin services	44,000.00
Turkey	DEKOMOB OFIS MOBILYALARI SANAYI VE	Furniture	126,565.00
Turkey	DEMIRPOLAT TARIM URUNLERI NAK.OTOM.	Food and beverage products	1,636,788.25
Turkey	DERVISOGLU TARIM URUNIERI TIC VE SA	Food and beverage products	5,736,036.96
Turkey	ELITA GIDA SAN VE TIC A.S	Food and beverage products	5,449,282.89
Turkey	ERISLER GIDA SANAYI VE TICARET AS	Food and beverage products	1,127,357.24
Turkey	ERKAYA LABOR CIH KALKON GIDA KAT MA	Services industry equipment	350,000.00
Turkey	ETISAN PROJE BILGI VE YAZILIM TEKN	Management and admin services	34,338.59
Turkey	FIDES GLOBAL TICARET LTD STI	Management and admin services	150,000.00
Turkey	FLAP KONGRE VE TURIZM HIZMETLERI AN	Management and admin services	88,000.00
Turkey	FUSUN ANSARI	Management and admin services	44,000.00
Turkey	GATA HAVACILIK TURIZM SEYAHAT LTD.	Travel, food and lodging	37,851.34
Turkey	GOZE TARIM URUNLERI PAZARLAMA SAN.V	Food and beverage products	556,560.00
Turkey	HUMAY ULUSLARARASI LOJISTIK GIDA NA	Transportation, storage, mail services	2,989,550.45
Turkey	IBRAHIM ABIS CAGRI YAPI GUVENLIK MA	Public order and security services	30,000.00
Turkey	INTRA BILISIM SANAYI VE TICARET A.S	Electrical systems components	3,525.00
Turkey	INTRA BILISIM SANAYI VE TICARET A.S	IT and communications equipment	123,672.00
Turkey	INTRA BILISIM SANAYI VE TICARET A.S	Office equipment	25,721.00
Turkey	INTRA BILISIM SANAYI VE TICARET A.S	Printing, photo and AV equipment	3,176.00
Turkey	IRMAKLAR ULUSLARARASı TASıMACıLıK P	Transportation, storage, mail services	1,340,681.08
Turkey	KASRA SIGORTA ARACILIK HIZMETLERI A	Financial and insurance services	41,799.90
Turkey	KORU BINA YONETIMI SERVIS DANISMA	Industrial cleaning services	56,078.87
Turkey	MAHMUT CAN EGERCI KARGO	Industrial cleaning services	41,114.85
Turkey	MAHMUT CAN EGERCI KARGO	Transportation, storage, mail services	2,410,573.79
Turkey	MARTUR ULUSLARARASI NAKLIYAT	Building and maintenance services	7,000.00
Turkey	MARTUR ULUSLARARASI NAKLIYAT	Industrial cleaning services	6,000.00
Turkey	MARTUR ULUSLARARASI NAKLIYAT	Management and admin services	105,000.00
Turkey	MERGRAIN TARIM VE ENDUSTRI URUNLERI	Food and beverage products	8,748,344.32
Turkey	MES GAYRIMENKUL INSAAT TURIZM	Management and admin services	102,000.00
Turkey	MUSTAFA SERVET	Transportation, storage, mail services	153,000.00
Turkey	NADIR YAG SANAYI VE TICARET A S	Food and beverage products	7,649,344.29
Turkey	OMV PETROL OFISI A S	Fuels and lubricants etc.	108,373.10
Turkey	OZKAN OZEN	Management and admin services	33,000.00
Turkey	PINARSAN GIDA INS .NAK.SAN.TIC LTD	Food and beverage products	1,610,384.00
Turkey	RHENUS INTERMODAL SYSTEMS LLC	Transportation, storage, mail services	31,030.72
Turkey	RHENUS LOGISTIC BV	Transportation, storage, mail services	55,069.36
Turkey	SAKA GAYRIMENKUL YATIRIM A.S	Management and admin services	231,000.00
Turkey	SAYBOLT INSPECTION AND LABORATORY S	Engineering and research services	274,976.81
Turkey	SAYINLAR GIDA MADDELERI SAN. VE TIC	Food and beverage products	283,465.46
Turkey	SECURITAS GUVENLIK HIZMETLERI A S	Public order and security services	495,758.28
Turkey	SERENAS ULUSLARARASI TURIZM KONGRE	Transportation, storage, mail services	83,000.00
Turkey	SINERJI TUKETIM MADDELERI PAZARLAMA	Building and maintenance services	2,000.00
Turkey	SINERJI TUKETIM MADDELERI PAZARLAMA	Management and admin services	114,000.00
Turkey	SINERJI TUKETIM MADDELERI PAZARLAMA	Public sector related services	10,000.00
Turkey	SITEPLUS ENTEGRE TESIS PROFESYONEL	Industrial cleaning services	119,999.74
Turkey	SREO DANISMANLIK LIMITED SIRKETI	Management and admin services	170,820.00
Turkey	TIRYAKI AGRO GIDA SAN VE TIC A.S.	Food and beverage products	26,632,973.08
Turkey	TUNAPLAN KOPYALAMA OZALIT KIRTASIYE	Editorial, design, graphic services	39,756.87
Turkey	TURKCELL	Engineering and research services	94,978.33
Turkey	ULAS GIDA UN TEKSTIL NAKLIYE TICARE	Food and beverage products	10,923,628.74
Turkey	ULUSOY UN SANAYI VE TICARET ANONIM	Food and beverage products	5,111,125.35
Turkey	UNDO GIDA INS. TEKS. SAN. TIC. LTD.	Food and beverage products	1,280,117.96
Turkey	YONCA GIDA SANAYI ISLETMELERI IC VE	Food and beverage products	27,442,572.69
Uganda	ABAMWE TRANSPORTERS LIMITED	Transportation, storage, mail services	374,144.00
Uganda	AFRICA POLYSACK INDUSTRIES LTD.-KAM	Material handling machinery	224,993.00
Uganda	AFRO-KAI LTD.	Food and beverage products	2,573,740.21
Uganda	AFTER AFRIKA TRANSPORTERS LIMITED	Transportation, storage, mail services	636,223.65
Uganda	AHMOS INVESTMENT GROUP OF COMPANIES	Transportation, storage, mail services	278,528.49
Uganda	AID AFRICA U LTD	Transportation, storage, mail services	639,969.05
Uganda	AIR SERV LIMITED	Financial and insurance services	19,779.22
Uganda	AIR SERV LIMITED	Transportation, storage, mail services	3,988,852.24

Location of supplier	Supplier name	Category description	Value (USD)
WFP continued			
Uganda	AKUKU FARM SEEDS LIMITED	Food and beverage products	2,912,594.00
Uganda	ALISON ADE COMPANY LTD	Transportation, storage, mail services	311,706.20
Uganda	APONYE UGANDA LTD.	Food and beverage products	7,075,146.10
Uganda	APONYE UGANDA LTD.	Transportation, storage, mail services	481,644.83
Uganda	ARROW CENTRE (U) LIMITED	Motor vehicles and parts	151,413.28
Uganda	ARROW CENTRE (U) LIMITED	Transportation, storage, mail services	32,382.00
Uganda	BAGMAN (U) LTD.	Management and admin services	156,000.00
Uganda	BALIYO UGANDA LTD	Building and maintenance services	95,625.74
Uganda	BAMICO HOLDINGS LTD	Transportation, storage, mail services	37,487.40
Uganda	BOLLORE AFRICA LOGISTICS UGANDA	Transportation, storage, mail services	182,362.00
Uganda	BORALGY CONSTRUCTION COMPANY LIMITE	Transportation, storage, mail services	584,021.76
Uganda	BUNYONYI SAFARIS LTD	Management and admin services	127,417.31
Uganda	BUNYONYI SAFARIS LTD	Motor vehicles and parts	139,852.99
Uganda	BUNYONYI SAFARIS LTD	Public sector related services	12,552.30
Uganda	CIVIL AVIATION AUTHORITY - KAMPALA	Transportation, storage, mail services	1,151,590.00
Uganda	CREDIBLE SERVICES LTD	Transportation, storage, mail services	31,500.00
Uganda	CRESTANKS LIMITED	Management and admin services	112,000.00
Uganda	CUMIKA INVESTMENTS LIMITED	Transportation, storage, mail services	32,640.00
Uganda	DALMAR TRANSPORTERS LTD	Transportation, storage, mail services	766,650.97
Uganda	DAMCO LOGISTICS (U) LTD	Transportation, storage, mail services	39,900.00
Uganda	DELOITTE U LIMITED	Travel, food and lodging	49,986.00
Uganda	ENTEBBE HANDLING SERVICES LIMITED	Transportation, storage, mail services	990,000.00
Uganda	EPSILON UGANDA LIMITED	Transportation, storage, mail services	56,171.35
Uganda	EXPORT TRADING COMPANY LIMITED	Transportation, storage, mail services	242,550.00
Uganda	EXPORT TRADING COMPANY U LTD	Transportation, storage, mail services	121,275.00
Uganda	FALCON ESTATES LTD	Transportation, storage, mail services	278,962.00
Uganda	FARM UGANDA	Food and beverage products	690,800.00
Uganda	GLOBE TROTTERS LIMITED	Transportation, storage, mail services	259,178.85
Uganda	GOD FIRST TRANSPORTERS LIMITED	Transportation, storage, mail services	147,552.00
Uganda	GOSHEN COMPANY U LTD	Distribution equipment	186,277.88
Uganda	GOSHEN COMPANY U LTD	Politics and civic affairs services	34,581.16
Uganda	GULFSTREAM INVESTMENT UGANDA LIMITE	Transportation, storage, mail services	184,500.00
Uganda	HIGSTAN TECHNICAL SERVICES LIMITED	Building and maintenance services	152,563.29
Uganda	IMPERIAL BOTANICAL BEACH HOTEL	Public sector related services	637,800.00
Uganda	IMPERIAL BOTANICAL BEACH HOTEL	Transportation, storage, mail services	510,636.09
Uganda	INTERNATIONAL BABY FOOD ACTION NETW	Travel, food and lodging	82,712.47
Uganda	IWAYAFRICA UGANDA LIMITED	Engineering and research services	35,607.00
Uganda	JINJA NILE RESORT	Travel, food and lodging	66,944.01
Uganda	KAHIA TRANSPORTERS LTD	Transportation, storage, mail services	835,019.70
Uganda	KAM SUPPLIERS AND CONTRACTORS LIMIT	Food and beverage products	4,123,999.99
Uganda	KARWOK GENERAL ENTERPRISES LTD	Transportation, storage, mail services	41,802.01
Uganda	KASEREM AREA COOPERATIVE MARKETING	Food and beverage products	1,193,077.60
Uganda	KESI INVESTMENTS LTD	Transportation, storage, mail services	321,842.40
Uganda	LUUKA PLASTICS LIMITED	Material handling machinery	1,001,877.10
Uganda	LUUKA PLASTICS LIMITED	Transportation, storage, mail services	236,669.25
Uganda	MALIYA MUNGU EXTRA	Transportation, storage, mail services	310,006.00
Uganda	MANGO TREE EDUCATIONAL ENTERPRISES	Farming, fishing equipment	16,672.74
Uganda	MANGO TREE EDUCATIONAL ENTERPRISES	Management and admin services	42,372.88
Uganda	MANSONS (U) LTD	Transportation, storage, mail services	1,412,384.46
Uganda	MANYAKABI AREA CO-OPERATIVE	Food and beverage products	340,800.00
Uganda	MASCOT LOGISTICS LTD	Transportation, storage, mail services	64,601.82
Uganda	MUYE LOGISTICS LTD	Transportation, storage, mail services	634,443.36
Uganda	NAK SHIPPING & LOGISTICS LTD	Food and beverage products	957,000.00
Uganda	NIEM ESTABLISHMENTS LTD	Engineering and research services	93,725.47
Uganda	NIPPON PARTS U LTD	Building and maintenance services	153,053.43
Uganda	NIPPON PARTS U LTD	Engineering and research services	67,136.45
Uganda	OLAD MAN LOGISTICS LIMITED	Transportation, storage, mail services	162,860.23
Uganda	PAN AFRIC IMPEX (U) LIMITED	Transportation, storage, mail services	778,193.73
Uganda	PG3 LOGISTICS AND GRAPHICS CO LTD	Transportation, storage, mail services	30,000.00
Uganda	POPULATION AND DEVLEOPMENT CONSULT	Management and admin services	79,279.44
Uganda	POST BANK UGANDA LTD	Politics and civic affairs services	347,938.61
Uganda	PROPERTY SERVICES LIMITED	Management and admin services	589,387.60
Uganda	Q3 HOLDINGS LIMITED	Transportation, storage, mail services	77,870.33
Uganda	RECO INDUSTRIES LIMITED	Food and beverage products	3,539,506.00
Uganda	REDCO DEVELOPERS LTD	Building and maintenance services	123,628.39
Uganda	REGIONAL CARGO TRANSPORTERS U LTD	Transportation, storage, mail services	545,650.64
Uganda	RIZIGALA JUST COMPANY LIMITED	Transportation, storage, mail services	266,621.55
Uganda	ROPANI INTERNATIONAL	Transportation, storage, mail services	260,360.49
Uganda	ROYLINE LOGISTICS LIMITED	Transportation, storage, mail services	140,196.00
Uganda	RUBYA INVESTORS LTD.	Food and beverage products	4,084,400.26
Uganda	RUBYA INVESTORS LTD.	Transportation, storage, mail services	117,592.43
Uganda	SAAHIB ENTERPRISES LTD	Transportation, storage, mail services	500,730.00
Uganda	SABA GIFCO UGANDA LIMITED	Medical equipment	62,000.00
Uganda	SABA GIFCO UGANDA LIMITED	Transportation, storage, mail services	212,411.65
Uganda	SDB INVESTMENTS LTD	Transportation, storage, mail services	63,840.00
Uganda	SECURITY GROUP ALARMS LTD	Public order and security services	154,741.45
Uganda	SECURITY GROUP ALARMS LTD	Transportation, storage, mail services	4,689.69
Uganda	SMILEPLAST LTD	Material handling machinery	123,196.00
Uganda	SPEDAG INTERFREIGHT UGANDA LTD	Transportation, storage, mail services	221,632.00
Uganda	STEEL AND TUBE INDUSTRIES LTD	Material handling machinery	36,190.00
Uganda	STEPHEN & SONS LOGISTICS LTD.	Transportation, storage, mail services	93,056.00
Uganda	SUNRISE COMMODITIES & MILLERS LTD.	Food and beverage products	4,478,745.02
Uganda	TANZANIA INTERNATIONAL CONTAINER	Transportation, storage, mail services	52,124.62
Uganda	TECHNICAL MASTERS LTD	Distribution equipment	323,310.44

Location of supplier	Supplier name	Category description	Value (USD)
WFP continued			
Uganda	THE JOSEPH INITIATIVE LIMITED	Food and beverage products	110,055.00
Uganda	TILTON INVESTMENTS (U) LTD	Transportation, storage, mail services	223,380.45
Uganda	TOTAL UGANDA LTD.	Fuels and lubricants etc.	557,087.07
Uganda	TOTAL UGANDA LTD.	Motor vehicles and parts	97,744.92
Uganda	TRACKSTAR UGANDA LIMITED	Transportation, storage, mail services	106,580.50
Uganda	TWINWAY LOGISTICS COMPANY LTD	Transportation, storage, mail services	143,040.00
Uganda	UGANDA PROPERTY HOLDINGS LTD	Transportation, storage, mail services	533,291.00
Uganda	UNDP REPRESENTATIVE IN UGANDA	Management and admin services	36,068.00
Uganda	UNDP REPRESENTATIVE IN UGANDA	Politics and civic affairs services	78,532.98
Uganda	UNIFREIGHT CARGO HANDLING LTD	Transportation, storage, mail services	619,435.37
Uganda	UNION LOGISTICS UGANDA LTD	Transportation, storage, mail services	498,673.40
Uganda	UTRADE COMPANY LIMITED	Transportation, storage, mail services	234,000.00
Uganda	WILSON TRANSPORTS LIMITED	Transportation, storage, mail services	32,640.00
Uganda	ZONE FOUR INTERNATIONAL	Transportation, storage, mail services	33,000.00
Ukraine	AEROVIS AIRLINES LTD	Transportation, storage, mail services	58,200.00
Ukraine	AIR TAURUS LLC	Financial and insurance services	5,304.00
Ukraine	AIR TAURUS LLC	Transportation, storage, mail services	1,060,844.80
Ukraine	AUTOCAT LLC	Transportation, storage, mail services	96,890.42
Ukraine	DS AIR	Transportation, storage, mail services	235,312.83
Ukraine	KIEV INTERNATIONAL INSTITUTE OF SO	Management and admin services	46,163.52
Ukraine	OLIMP LTD	Food and beverage products	9,595,903.09
Ukraine	UKRAINIAN HELICOPTERS	Transportation, storage, mail services	16,633,861.24
Ukraine	UNDP	Management and admin services	52,834.53
United Arab Emirates	ACI LOGISTICS DWC LLC	Transportation, storage, mail services	52,668.00
United Arab Emirates	AERO PIONEER DWC	Transportation, storage, mail services	2,152,496.73
United Arab Emirates	AL FUTTAIM TRADING COMPANY LLC-IKEA	Furniture	99,217.52
United Arab Emirates	ALDROOS AL HASIMI	Management and admin services	72,000.00
United Arab Emirates	ALLOUCH DISTRIBUTION FZC	IT and communications equipment	198,171.00
United Arab Emirates	ARABIAN TECHNOLOGY AND COMMUNICATIO	IT and communications equipment	949,661.00
United Arab Emirates	ARB MIDDLE EAST FZE	Motor vehicles and parts	145,219.32
United Arab Emirates	ATLANTIS THE PALM LIMITED	Education and training services	200,000.00
United Arab Emirates	AUTOREDO FZE	Motor vehicles and parts	1,676,390.00
United Arab Emirates	BAHMANI GENERAL TRADING CO LLC	Power generation machinery	218,289.30
United Arab Emirates	BLUE BELL SHIPPING L.L.C	Transportation, storage, mail services	137,250.52
United Arab Emirates	BLUE WATER SHIPPING	Transportation, storage, mail services	107,206.75
United Arab Emirates	BOLLORE LOGISTICS	Transportation, storage, mail services	63,617.55
United Arab Emirates	BROADCAST DEPOT CORP	IT and communications equipment	44,470.00
United Arab Emirates	CAD GULF LLC.	IT and communications equipment	37,707.60
United Arab Emirates	CADD EMIRATES COMPUTER TRADING LLC	IT and communications equipment	36,493.33
United Arab Emirates	COT GENERAL TRADING FZE	Fuels and lubricants etc.	1,805,500.00
United Arab Emirates	CTG GLOBAL MANAGED SERVICES DMCC	Management and admin services	2,183,509.57
United Arab Emirates	CTG GLOBAL MANAGED SERVICES DMCC	Transportation, storage, mail services	416,336.65
United Arab Emirates	CYGNUS TELECOM LLC	Engineering and research services	70,000.00
United Arab Emirates	CYGNUS TELECOM LLC	IT and communications equipment	78,000.00
United Arab Emirates	DANZAS AEI EMIRATES LLC	Transportation, storage, mail services	788,298.92
United Arab Emirates	DAW AUTOMOBILE ASSEMBLY LLC	Motor vehicles and parts	32,750.00
United Arab Emirates	DEEK AVIATION FZE	Transportation, storage, mail services	129,137.62
United Arab Emirates	DELTA WORLD CHARTER DWC- LLC	Transportation, storage, mail services	165,500.00
United Arab Emirates	DHL WORLD WIDE EXPRESS - DUBAI	Transportation, storage, mail services	80,000.00
United Arab Emirates	DU	Engineering and research services	161,916.66
United Arab Emirates	ELECTROMEC CO.(L.L.C.)	Electrical systems components	42,880.48
United Arab Emirates	EROS ELECTRICALS LLC	IT and communications equipment	60,808.60
United Arab Emirates	EXPOLANKA FREIGHT DUBAI LLC	Transportation, storage, mail services	152,124.23
United Arab Emirates	FG WILSON (ENGINEERING) FZE	Power generation machinery	786,914.00
United Arab Emirates	FIRST INTERNATIONAL SECURITY	Public order and security services	211,060.00
United Arab Emirates	FORTUNA TRADING DMCC	Food and beverage products	911,008.12
United Arab Emirates	GEODIS FREIGHT FORWARDING LLC	Transportation, storage, mail services	66,072.29
United Arab Emirates	GRAND CITY COMPUTER DEVICES TR.LLC	Land, building and structures	6,431.90
United Arab Emirates	GRAND CITY COMPUTER DEVICES TR.LLC	Material handling machinery	25,031.31
United Arab Emirates	GREEN TECHNOLOGY FOR TELECOM AND	IT and communications equipment	1,184,747.00
United Arab Emirates	GRUNDFOS GULF DISTRIBUTION FZE	Distribution equipment	72,276.40
United Arab Emirates	HAKAN AGRO DMCC	Food and beverage products	19,956,660.18
United Arab Emirates	HEAVYWEIGHT AIR EXPRESS FZCO	Transportation, storage, mail services	1,280,064.26
United Arab Emirates	INTERNATIONAL ARMORED GROUP FZE	Motor vehicles and parts	1,854,450.00
United Arab Emirates	JUBAIL PEARL GENERAL TRADING	Motor vehicles and parts	92,276.00
United Arab Emirates	KEY INFORMATION TECHNOLOGY(LLC)	IT and communications equipment	86,904.44
United Arab Emirates	MAITHA GENERAL TRADING (LLC)	Motor vehicles and parts	101,609.25
United Arab Emirates	MINERVA TECHNOLOGIES JLT	IT and communications equipment	86,405.45
United Arab Emirates	MULTITRANS LOGISTICS LLC	Transportation, storage, mail services	106,665.00
United Arab Emirates	MUR SHIPPING BV	Industrial cleaning services	19,699.31
United Arab Emirates	MUR SHIPPING BV	Transportation, storage, mail services	1,611,193.30
United Arab Emirates	NRS RELIEF FZE	Domestic appliances and electronics	280,953.00
United Arab Emirates	NRS RELIEF FZE	Land, building and structures	722,866.22
United Arab Emirates	NRS RELIEF FZE	Material handling machinery	75,450.00
United Arab Emirates	NRS RELIEF FZE	Services industry equipment	49,392.00
United Arab Emirates	NRS RELIEF FZE	Sports and recreational equipment	587,262.62
United Arab Emirates	OILIBYA AVIATION FUELS SUPPLY DMCC	Fuels and lubricants etc.	1,449,094.68
United Arab Emirates	OKI GENERAL TRADING LLC	Building and maintenance services	36,821.48
United Arab Emirates	OKI GENERAL TRADING LLC	Industrial cleaning services	23,087.40
United Arab Emirates	OKI GENERAL TRADING LLC	IT and communications equipment	24,260.89
United Arab Emirates	OKI GENERAL TRADING LLC	Land, building and structures	179,529.64
United Arab Emirates	OKI GENERAL TRADING LLC	Motor vehicles and parts	197,266.59
United Arab Emirates	OKI GENERAL TRADING LLC	Musical instruments and arts and crafts	198,000.00
United Arab Emirates	OKI GENERAL TRADING LLC	Office equipment	81,435.71

Location of supplier	Supplier name	Category description	Value (USD)
WFP continued			
United Arab Emirates	OKI GENERAL TRADING LLC	Power generation machinery	232,350.00
United Arab Emirates	OKI GENERAL TRADING LLC	Services industry equipment	126,675.00
United Arab Emirates	PALLETCO LLC	Management and admin services	74,000.00
United Arab Emirates	PCA GENERAL TRADING LLC	Motor vehicles and parts	314,597.85
United Arab Emirates	PROMISING INTERNATIONAL TRADING CO	Food and beverage products	3,439,518.80
United Arab Emirates	RVB INTERNATIONAL LTD.	Sports and recreational equipment	215,830.00
United Arab Emirates	SAFA ITC GENERAL TRADING LLC	Engineering and research services	885,868.57
United Arab Emirates	SAFA ITC GENERAL TRADING LLC	IT and communications equipment	375,439.90
United Arab Emirates	SHARAF DG LLC	IT and communications equipment	112,908.05
United Arab Emirates	SHARWANI GENERAL TRADING CO. L.L.C	IT and communications equipment	55,200.00
United Arab Emirates	SKA INTERNATIONAL GROUP LTD	Fuels and lubricants etc.	754,360.00
United Arab Emirates	SKA INTERNATIONAL GROUP LTD	Industrial cleaning services	520,003.00
United Arab Emirates	SKA INTERNATIONAL GROUP LTD	Motor vehicles and parts	221,477.33
United Arab Emirates	SKA INTERNATIONAL GROUP LTD	Transportation, storage, mail services	418,437.09
United Arab Emirates	SLOVENIAN FURNITURE CO LTD	Furniture	43,193.57
United Arab Emirates	SUCDEN MIDDLE EAST	Food and beverage products	1,343,437.73
United Arab Emirates	SUPREME FUELS TRADING FZE	Fuels and lubricants etc.	520,000.00
United Arab Emirates	THE OBEROI HOTEL	Education and training services	85,992.00
United Arab Emirates	TRISTAR TRANSPORT LLC	Fuels and lubricants etc.	100,000.00
United Arab Emirates	TRUEBELL MARKETING & TRADING L.L.C.	IT and communications equipment	42,841.00
United Arab Emirates	TRUEBELL MARKETING & TRADING L.L.C.	Motor vehicles and parts	40,159.86
United Arab Emirates	TRUEBELL MARKETING & TRADING L.L.C.	Power generation machinery	34,280.00
United Arab Emirates	ULTIMATE ARMOUR WORKS FZC	Motor vehicles and parts	467,400.00
United Arab Emirates	UNIPEX DAIRY PRODUCTS CO LTD	Food and beverage products	931,452.10
United Arab Emirates	UNITED AL SAQER HEAVY EQUIPMENT LLC	Motor vehicles and parts	147,673.00
United Arab Emirates	UNITED AVIATION SERVICES FZCO	Fuels and lubricants etc.	347,000.00
United Arab Emirates	WILO MIDDLE EAST FZE	Distribution equipment	154,048.79
United Arab Emirates	XFITNESS TRADING LLC	Medical equipment	33,106.91
United Arab Emirates	XTRA LINK FZCO	IT and communications equipment	120,324.00
United Arab Emirates	XTRA LINK FZCO	Motor vehicles and parts	113,300.00
United Kingdom of Great Britain and Northern Ireland	AEGIS ENGINEERING LTD.	Security and safety equipment	220,973.56
United Kingdom of Great Britain and Northern Ireland	AIR CHARTER SERVICE PLC	Transportation, storage, mail services	2,515,436.48
United Kingdom of Great Britain and Northern Ireland	AIR PARTNER PLC	Transportation, storage, mail services	251,825.00
United Kingdom of Great Britain and Northern Ireland	ALEMBA LIMITED	Engineering and research services	79,970.00
United Kingdom of Great Britain and Northern Ireland	ALEMBA LIMITED	Management and admin services	109,959.72
United Kingdom of Great Britain and Northern Ireland	ARETE STORIES LIMITED	Industrial cleaning services	100,000.00
United Kingdom of Great Britain and Northern Ireland	ARMOURLIGHT LIMITED	Transportation, storage, mail services	469,572.48
United Kingdom of Great Britain and Northern Ireland	AVIATION COMMUNICATION UK LTD	Financial and insurance services	1,111,898.93
United Kingdom of Great Britain and Northern Ireland	AVIATION COMMUNICATION UK LTD	Transportation, storage, mail services	48,899,383.10
United Kingdom of Great Britain and Northern Ireland	BROBULK LTD	Industrial cleaning services	58,489.58
United Kingdom of Great Britain and Northern Ireland	BROBULK LTD	Transportation, storage, mail services	4,350,119.07
United Kingdom of Great Britain and Northern Ireland	BUTYL PRODUCTS LTD	Material handling machinery	69,049.31
United Kingdom of Great Britain and Northern Ireland	BUTYL PRODUCTS LTD	Security and safety equipment	1,940.49
United Kingdom of Great Britain and Northern Ireland	BUTYL PRODUCTS LTD	Services industry equipment	1,474.77
United Kingdom of Great Britain and Northern Ireland	BUTYL PRODUCTS LTD	Sports and recreational equipment	9,469.60
United Kingdom of Great Britain and Northern Ireland	CEB GLOBAL LTD	Travel, food and lodging	35,200.00
United Kingdom of Great Britain and Northern Ireland	CENTRAL PACIFIC	Food and beverage products	1,508,822.73
United Kingdom of Great Britain and Northern Ireland	CHAPMAN FREEBORN AIRCHARTERING	Financial and insurance services	200,471.83
United Kingdom of Great Britain and Northern Ireland	CHAPMAN FREEBORN AIRCHARTERING	Transportation, storage, mail services	32,333,825.57
United Kingdom of Great Britain and Northern Ireland	COMMITRADE LIMITED	Food and beverage products	24,401,311.00
United Kingdom of Great Britain and Northern Ireland	CONPORT STRUCTURES LTD.	Services industry equipment	81,650.00
United Kingdom of Great Britain and Northern Ireland	CONPORT STRUCTURES LTD.	Transportation, storage, mail services	247,350.00
United Kingdom of Great Britain and Northern Ireland	CROSSKNOWLEDGE GROUP LIMITED	Travel, food and lodging	241,366.00
United Kingdom of Great Britain and Northern Ireland	DAHABSHIIL TRANSFER SERVICES LTD	Travel, food and lodging	50,000.00
United Kingdom of Great Britain and Northern Ireland	DEVELOPMENTS PATHWAYS	Farming, fishing equipment	180,000.00
United Kingdom of Great Britain and Northern Ireland	DEVELOPMENTS PATHWAYS	Management and admin services	691,692.55
United Kingdom of Great Britain and Northern Ireland	DEVELOPMENTS PATHWAYS	Transportation, storage, mail services	140,000.00
United Kingdom of Great Britain and Northern Ireland	DIPLOMAT FREIGHT SERVICES LTD VERTI	Transportation, storage, mail services	80,087.66
United Kingdom of Great Britain and Northern Ireland	DUFF & PHELPS LTD	Management and admin services	111,982.08
United Kingdom of Great Britain and Northern Ireland	ELIXIRR PARTNERS LLP	Management and admin services	193,450.00
United Kingdom of Great Britain and Northern Ireland	FRESHFIELDS BRUCKHAUS DERINGER LLP	Management and admin services	119,201.03
United Kingdom of Great Britain and Northern Ireland	GAPUMA UK LIMITED	Distribution equipment	20,949.50
United Kingdom of Great Britain and Northern Ireland	GAPUMA UK LIMITED	Electrical systems components	9,074.30
United Kingdom of Great Britain and Northern Ireland	GAPUMA UK LIMITED	IT and communications equipment	60,390.05
United Kingdom of Great Britain and Northern Ireland	GLOBAL LINGO LTD	Management and admin services	100,000.00
United Kingdom of Great Britain and Northern Ireland	HOLMAN FENWICK WILLAN LLP	Management and admin services	75,000.00
United Kingdom of Great Britain and Northern Ireland	IN - TEND LTD	IT and communications equipment	39,050.20
United Kingdom of Great Britain and Northern Ireland	INTERNATIONAL BANK FOR RECONSTRUCTI	Politics and civic affairs services	145,000.00
United Kingdom of Great Britain and Northern Ireland	INVIQA UK LTD	Management and admin services	50,000.00
United Kingdom of Great Britain and Northern Ireland	IOD PARC TRADING NAME OF INTERNATIO	Management and admin services	283,990.00
United Kingdom of Great Britain and Northern Ireland	IQARUS INTERNATIONAL LIMITED	Medical equipment	151,413.64
United Kingdom of Great Britain and Northern Ireland	IRIS GUARD UK LTD	Politics and civic affairs services	220,000.00
United Kingdom of Great Britain and Northern Ireland	ITAD LTD	Management and admin services	591,010.50
United Kingdom of Great Britain and Northern Ireland	KSP WORLDWIDE LLP	Motor vehicles and parts	96,470.92
United Kingdom of Great Britain and Northern Ireland	LEVEL 3 COMMUNICATIONS UK LIMITED	Engineering and research services	280,968.91
United Kingdom of Great Britain and Northern Ireland	LOGISTICS LEARNING ALLIANCE LTD	Education and training services	36,900.00
United Kingdom of Great Britain and Northern Ireland	MASTERCARD PAYMENT GATEWAY SERVICES	Engineering and research services	50,000.00
United Kingdom of Great Britain and Northern Ireland	MAVIGA EUROPE LIMITED	Food and beverage products	3,534,369.60
United Kingdom of Great Britain and Northern Ireland	MET OFFICE	Management and admin services	38,184.00
United Kingdom of Great Britain and Northern Ireland	MET OFFICE	Transportation, storage, mail services	95,638.45
United Kingdom of Great Britain and Northern Ireland	MOKORO LTD	Management and admin services	574,331.40
United Kingdom of Great Britain and Northern Ireland	MOTOROLA SOLUTIONS UK LIMITED	Domestic appliances and electronics	31,759.50
United Kingdom of Great Britain and Northern Ireland	ORGANISATION DEVELOPMENT & RESEARCH	Management and admin services	475,085.00
United Kingdom of Great Britain and Northern Ireland	OSACO GROUP LIMITED	Management and admin services	31,400.00

Location of supplier	Supplier name	Category description	Value (USD)
WFP continued			
United Kingdom of Great Britain and Northern Ireland	OXFORD POLICY MANAGEMENT (OPM)	Management and admin services	558,646.00
United Kingdom of Great Britain and Northern Ireland	OXFORD UNIVERSITY	Education and training services	49,135.83
United Kingdom of Great Britain and Northern Ireland	OXFORD UNIVERSITY	Management and admin services	115,000.00
United Kingdom of Great Britain and Northern Ireland	PAMELA STEELE ASSOCIATES LIMITED	Engineering and research services	141,825.60
United Kingdom of Great Britain and Northern Ireland	PARITY TECHNOLOGIES LIMITED	Financial and insurance services	171,428.57
United Kingdom of Great Britain and Northern Ireland	RECKON DIGITAL LTD	Management and admin services	434,825.00
United Kingdom of Great Britain and Northern Ireland	REDR UK	Education and training services	31,344.00
United Kingdom of Great Britain and Northern Ireland	RICHARDSON SUPPLY COMPANY LTD	Domestic appliances and electronics	4,204.27
United Kingdom of Great Britain and Northern Ireland	RICHARDSON SUPPLY COMPANY LTD	IT and communications equipment	115,234.93
United Kingdom of Great Britain and Northern Ireland	RICHARDSON SUPPLY COMPANY LTD	Office equipment	3,651.14
United Kingdom of Great Britain and Northern Ireland	RICHARDSON SUPPLY COMPANY LTD	Printing, photo and AV equipment	2,120.36
United Kingdom of Great Britain and Northern Ireland	ROSETTA STONE UK LIMITED	Industrial cleaning services	8,951.10
United Kingdom of Great Britain and Northern Ireland	ROSETTA STONE UK LIMITED	Travel, food and lodging	110,396.90
United Kingdom of Great Britain and Northern Ireland	SALESFORCE.ORG EMEA LIMITED	Engineering and research services	304,603.16
United Kingdom of Great Britain and Northern Ireland	SALIENCE INSIGHT LIMITED	Management and admin services	53,850.00
United Kingdom of Great Britain and Northern Ireland	SEVEN HILLS ADVISORS LTD	Management and admin services	54,029.00
United Kingdom of Great Britain and Northern Ireland	SHEARGOLD LTD.	Distribution equipment	835.00
United Kingdom of Great Britain and Northern Ireland	SHEARGOLD LTD.	Electrical systems components	1,170.43
United Kingdom of Great Britain and Northern Ireland	SHEARGOLD LTD.	Engineering and research services	5,541.40
United Kingdom of Great Britain and Northern Ireland	SHEARGOLD LTD.	Financial and insurance services	4,240.85
United Kingdom of Great Britain and Northern Ireland	SHEARGOLD LTD.	Food and beverage products	39,000.00
United Kingdom of Great Britain and Northern Ireland	SHEARGOLD LTD.	Industrial cleaning services	66,027.41
United Kingdom of Great Britain and Northern Ireland	SHEARGOLD LTD.	IT and communications equipment	1,174,152.67
United Kingdom of Great Britain and Northern Ireland	SHEARGOLD LTD.	Land, building and structures	10,425.88
United Kingdom of Great Britain and Northern Ireland	SHEARGOLD LTD.	Management and admin services	156,330.00
United Kingdom of Great Britain and Northern Ireland	SHEARGOLD LTD.	Material handling machinery	85,975.00
United Kingdom of Great Britain and Northern Ireland	SHEARGOLD LTD.	Medical equipment	125,622.00
United Kingdom of Great Britain and Northern Ireland	SHEARGOLD LTD.	Motor vehicles and parts	107,905.00
United Kingdom of Great Britain and Northern Ireland	SHEARGOLD LTD.	Office equipment	813,330.47
United Kingdom of Great Britain and Northern Ireland	SHEARGOLD LTD.	Paper materials and products	30,500.00
United Kingdom of Great Britain and Northern Ireland	SHEARGOLD LTD.	Power generation machinery	49,257.00
United Kingdom of Great Britain and Northern Ireland	SHEARGOLD LTD.	Printing, photo and AV equipment	440.00
United Kingdom of Great Britain and Northern Ireland	SHEARGOLD LTD.	Published products	38,125.00
United Kingdom of Great Britain and Northern Ireland	SHEARGOLD LTD.	Security and safety equipment	56,004.50
United Kingdom of Great Britain and Northern Ireland	SHEARGOLD LTD.	Services industry equipment	112,629.70
United Kingdom of Great Britain and Northern Ireland	SHEARGOLD LTD.	Transportation, storage, mail services	1,049,989.50
United Kingdom of Great Britain and Northern Ireland	SPONGE UK LIMITED	Management and admin services	160,392.46
United Kingdom of Great Britain and Northern Ireland	STOL AIR SOLUTIONS LIMITED	Transportation, storage, mail services	3,480,391.98
United Kingdom of Great Britain and Northern Ireland	THE CHARTERED INSTITUTE OF PUBLIC F	Education and training services	102,347.00
United Kingdom of Great Britain and Northern Ireland	THINK CONSULTING SOLUTIONS LIMITED	Management and admin services	254,361.74
United Kingdom of Great Britain and Northern Ireland	THINK DIGITAL SOLUTIONS LTD	Management and admin services	208,993.29
United Kingdom of Great Britain and Northern Ireland	THOMSON REUTERS (PROFESSIONAL) UK L	Office equipment	55,389.26
United Kingdom of Great Britain and Northern Ireland	UNHCR - LONDON	Public sector related services	47,833.32
United Kingdom of Great Britain and Northern Ireland	UNIVERSITY COLLEGE LONDON	Education and training services	30,671.14
United Kingdom of Great Britain and Northern Ireland	UNIVERSITY COLLEGE LONDON	Industrial cleaning services	116,580.31
United Kingdom of Great Britain and Northern Ireland	VODACOM BUSINESS AFRICA GROUP SERVI	Engineering and research services	426,890.13
United Kingdom of Great Britain and Northern Ireland	VOLGA DNEPR UK LTD	Transportation, storage, mail services	115,000.00
United Kingdom of Great Britain and Northern Ireland	WESTMINSTER INTERNATIONAL LTD	Security and safety equipment	111,870.00
United Kingdom of Great Britain and Northern Ireland	WINGS24 LTD	Transportation, storage, mail services	533,933.86
United Republic of Tanzania	AFRISIAN GINNING LTD	Food and beverage products	510,650.00
United Republic of Tanzania	AHAM INVESTMENTS COMPANY LIMITED	Transportation, storage, mail services	698,935.29
United Republic of Tanzania	AKAI COMPANY LIMITED	Transportation, storage, mail services	54,656.00
United Republic of Tanzania	ALISTAIR JAMES COMPANY LIMITED	Transportation, storage, mail services	404,250.00
United Republic of Tanzania	ALLIED TRANSPORT AGENT	Transportation, storage, mail services	313,282.00
United Republic of Tanzania	ALLY JUMA RAMADHAN	Transportation, storage, mail services	2,413,221.99
United Republic of Tanzania	ATHWAL'S TRANSPORT & TIMBER	Transportation, storage, mail services	156,516.03
United Republic of Tanzania	AZAN LOGISTICS TRANSPORT	Transportation, storage, mail services	712,725.00
United Republic of Tanzania	BAHADUR S. RASHID	Management and admin services	234,000.00
United Republic of Tanzania	BOLLORE TRANSPORT AND LOGISTICS TAN	Transportation, storage, mail services	100,241.00
United Republic of Tanzania	BRIGHT TECHNICAL SYSTEMS & GENERAL	Distribution equipment	42,844.36
United Republic of Tanzania	BUDGET MOVERS COMPANY LIMITED	Transportation, storage, mail services	625,242.04
United Republic of Tanzania	DOW ELEF INTERNATIONAL (T) LTD	Transportation, storage, mail services	174,644.84
United Republic of Tanzania	EXPORT TRADING CO. LTD.	Food and beverage products	2,447,527.55
United Republic of Tanzania	GALCO LIMITED	Transportation, storage, mail services	3,447,688.00
United Republic of Tanzania	H.J. STANLEY & SONS LTD.	Food and beverage products	548,000.00
United Republic of Tanzania	HUSSEIN S. MJILI	Transportation, storage, mail services	864,373.32
United Republic of Tanzania	JOASH JULIUS MILEMBI	Public sector related services	46,908.19
United Republic of Tanzania	KISHENGENA TRANSPORT COMPANY	Transportation, storage, mail services	78,418.93
United Republic of Tanzania	KUEHNE NAGEL	Mining, oil and gas services	2,646.68
United Republic of Tanzania	KUEHNE NAGEL	Transportation, storage, mail services	326,186.08
United Republic of Tanzania	LINSIA TRADERS CO.	Material handling machinery	170,244.08
United Republic of Tanzania	LYAWERE COMPANY LIMITED	Material handling machinery	34,375.84
United Republic of Tanzania	M.A.CARGO TRUCKERS AND FORWARDERS C	Transportation, storage, mail services	268,695.42
United Republic of Tanzania	MAKUNDI TRANSPORT AND GENERAL SUPPL	Transportation, storage, mail services	1,971,097.68
United Republic of Tanzania	MASUMIN PRINTWAYS & STATIONERS LTD	Paper materials and products	34,955.32
United Republic of Tanzania	MPEWA GENERAL TRADERS T LTD	Transportation, storage, mail services	126,616.00
United Republic of Tanzania	MUSOMA FOOD COMPANY LTD	Food and beverage products	703,445.35
United Republic of Tanzania	MUSOMA FOOD COMPANY LTD	Industrial manufacturing services	403,933.88
United Republic of Tanzania	NAPAKU ENTERPRISES LTD	Transportation, storage, mail services	968,936.40
United Republic of Tanzania	NASAI TRANSPORT	Transportation, storage, mail services	570,452.50
United Republic of Tanzania	NATIONAL FOOD RESERVE AGENCY	Transportation, storage, mail services	36,000.00
United Republic of Tanzania	POWER CONTROL LIMITED	Power generation machinery	836,600.00
United Republic of Tanzania	PRIMEFUELS TANZANIA LIMITED	Transportation, storage, mail services	57,600.00
United Republic of Tanzania	PWANI HAULIERS LIMITED	Transportation, storage, mail services	87,680.00

Location of supplier	Supplier name	Category description	Value (USD)
WFP continued			
United Republic of Tanzania	SARATOGA INVESTMENT'S CO	Transportation, storage, mail services	30,653.25
United Republic of Tanzania	SGA SECURITY TANZANIA LIMIED	Public order and security services	51,641.19
United Republic of Tanzania	SGS TANZANIA SUPERINTENDENCE CO LTD	Engineering and research services	35,806.02
United Republic of Tanzania	SIMBA LOGISTICS	Transportation, storage, mail services	2,578,380.76
United Republic of Tanzania	STORM SAFARIS	Transportation, storage, mail services	131,998.51
United Republic of Tanzania	TANZANIA INTERNATIONAL CONTAINER	Mining, oil and gas services	36,130.50
United Republic of Tanzania	TANZANIA INTERNATIONAL CONTAINER	Transportation, storage, mail services	237,400.08
United Republic of Tanzania	TANZANIA PORT AUTHORITY	Transportation, storage, mail services	85,000.00
United Republic of Tanzania	TANZANIA RAILWAYS LIMITED	Transportation, storage, mail services	581,110.00
United Republic of Tanzania	TEMA GENERAL TRADERS	Transportation, storage, mail services	2,800,734.66
United Republic of Tanzania	TOTAL TANZANIA LTD	Fuels and lubricants etc.	124,129.73
United Republic of Tanzania	TOTAL TANZANIA LTD	Public sector related services	32,967.18
United Republic of Tanzania	UNDP TANZANIA	Politics and civic affairs services	70,152.23
United Republic of Tanzania	VIETEL TANZANIA LTD	Engineering and research services	31,409.39
United Republic of Tanzania	VISION CONTROL & SUPERINTENDENCE LI	Transportation, storage, mail services	203,040.45
United Republic of Tanzania	YASAHH INVESTMENT AND CO. LTD	Transportation, storage, mail services	244,759.50
United States of America	A -1 TECHNOLOGY INC	Management and admin services	69,750.00
United States of America	ACCENTURE LLP	Industrial cleaning services	50,000.00
United States of America	AMAZON.COM INCORPORATED	Engineering and research services	171,000.00
United States of America	AON CONSULTING INC.	Management and admin services	143,215.00
United States of America	ASPEN HEALTHCARE SERVICES LLC	Travel, food and lodging	34,500.00
United States of America	ASSOC. OF CERTIFIED FRAUD EXAMINERS	Education and training services	114,785.00
United States of America	ASSOCIATED ENERGY GROUP LLC	Fuels and lubricants etc.	1,250,000.00
United States of America	ASTROPHYSICS INC .	Security and safety equipment	56,904.70
United States of America	CGNET SERVICES INTERNATIONAL	Management and admin services	192,720.00
United States of America	COACHSOURCE LLC	Management and admin services	139,825.00
United States of America	DEFENSE LOGISTICS AGENCY AVIATION	Transportation, storage, mail services	974,718.42
United States of America	DELL MARKETING L P	IT and communications equipment	64,358.40
United States of America	DEVELOPMENTEX.COM INC. D/B/A DEVEX	Editorial, design, graphic services	447,700.00
United States of America	DIDION MILLING INC	Food and beverage products	241,834.75
United States of America	EAST AFRICAN TRADERS & BROKERS LLC	Transportation, storage, mail services	118,186.28
United States of America	EDESIA GLOBAL NUTRITION SOLUTIONS	Food and beverage products	7,021,654.57
United States of America	EMERGING MARKETS COMMUNICATIONS INC	Engineering and research services	5,385,500.00
United States of America	ENVIRONMENTAL SYSTEMS RESEARCH INST	Management and admin services	202,329.00
United States of America	GEODIS USA INC.	Transportation, storage, mail services	36,440,930.68
United States of America	HEWITT ASSOCIATES LLC	Management and admin services	104,000.00
United States of America	HUDSON ETHICS CONSULTING,LLC	Management and admin services	105,000.00
United States of America	INDECOMM HOLDINGS INC	Management and admin services	193,730.17
United States of America	INLAND EMPIRE MILLING CO INC	Food and beverage products	41,769.91
United States of America	INTERNATIONAL ADVISORY PRODUCTS AND	Management and admin services	95,266.00
United States of America	INTERNATIONAL FOOD POLICY RESEARCH	Management and admin services	573,888.17
United States of America	INTERNATIONAL INITIATIVE FOR IMPACT	Management and admin services	250,000.00
United States of America	INTERNATIONAL SOS GOVERNMENT SERVIC	Medical equipment	776,386.61
United States of America	INTERNATIONAL SOS GOVERNMENT SERVIC	Pharmaceuticals, contraceptives, vaccines	374,910.74
United States of America	ISABEL TECHONOLOGIES INC.	Management and admin services	85,000.00
United States of America	LIBERTY GLORY CORPORATION	Industrial cleaning services	199,166.67
United States of America	LIBERTY GLORY CORPORATION	Transportation, storage, mail services	18,160,604.00
United States of America	MANA NUTRITIVE AID PRODUCTS, INC	Food and beverage products	211,507.20
United States of America	MCHENRY PRIESTLEY AVIATION LLC	Financial and insurance services	1,265.00
United States of America	MCHENRY PRIESTLEY AVIATION LLC	Transportation, storage, mail services	29,631.45
United States of America	MERCURY PUBLIC AFFAIRS LLC	Management and admin services	117,900.00
United States of America	MLE LOGISTIC AND CHARTERING CORPORA	Industrial cleaning services	89,687.41
United States of America	MLE LOGISTIC AND CHARTERING CORPORA	Transportation, storage, mail services	8,687,557.00
United States of America	MOBILE ACCORD INC	Management and admin services	98,947.92
United States of America	OPEN AGRICULTURE FOUNDATION	IT and communications equipment	175,213.60
United States of America	PAOLO SCERNI S.P.A.	Transportation, storage, mail services	32,555.99
United States of America	PLANSON INTERNATIONAL CO.	IT and communications equipment	629,294.99
United States of America	PRESIDENT AND FELLOWS OF HAVARD COL	Management and admin services	190,000.00
United States of America	SCHUYLER LINE NAVIGATION	Transportation, storage, mail services	8,038,414.47
United States of America	SEALIFT HOLDINGS INC.	Transportation, storage, mail services	4,539,920.26
United States of America	TANGO INTERNATIONAL, INC	Management and admin services	353,259.00
United States of America	THE ADMINISTRATORS OF THE TULANE	Management and admin services	34,500.00
United States of America	THE ARMORED GROUP LLC	Motor vehicles and parts	614,680.00
United States of America	THE JOHNS HOPKINS UNIVERSITY SCHOOL	Management and admin services	116,464.00
United States of America	THE KONTERRA GROUP,LLC	Education and training services	17,506.04
United States of America	THE KONTERRA GROUP,LLC	Management and admin services	1,750,936.21
United States of America	THE UNITED NATIONS CHILDREN'S EMERG	Politics and civic affairs services	116,031.88
United States of America	THORCO SHIPPING A/S	Transportation, storage, mail services	1,586,698.32
United States of America	TRUSTEES OF COLUMBIA UNIVERSITY IN	Management and admin services	448,825.00
United States of America	U.S. OCEAN LLC	Transportation, storage, mail services	6,229,760.10
United States of America	UN/OCHA OFFICE COORD.OF HUMANITARIA	Politics and civic affairs services	201,997.56
United States of America	UNDP NEW YORK CONTRIBUTIONS ACCOUN	Politics and civic affairs services	74,000.00
United States of America	UNITED NATIONS ENTITY FOR GENDER EQ	Education and training services	50,000.00
United States of America	UNITED NATIONS HEADQUARTERS	Politics and civic affairs services	10,838,159.68
United States of America	UNITED NATIONS HEADQUARTERS	Published products	34,252.96
United States of America	UNITED NATIONS OFFICE FOR PROJECT S	Politics and civic affairs services	85,000.00
United States of America	UNITED NATIONS POPULATION FUND	Politics and civic affairs services	103,428.00
United States of America	UNITED OCEAN SERVICES INC	Transportation, storage, mail services	2,043,944.00
United States of America	UNIVERSITY OF MARYLAND FOUNDATION	Education and training services	52,637.00
United States of America	UNIVERSITY OF SAN FRANCISCO	Management and admin services	73,800.00
United States of America	VILLA LEADERSHIP GROUP LLC	Education and training services	31,531.76
United States of America	VILLA LEADERSHIP GROUP LLC	Management and admin services	27,250.00
United States of America	VILLA LEADERSHIP GROUP LLC	Travel, food and lodging	2,883.00
United States of America	WEROBOTICS INC	Management and admin services	78,800.00

Location of supplier	Supplier name	Category description	Value (USD)
WFP continued			
United States of America	WORLD FUEL SERVICES	Fuels and lubricants etc.	40,000.00
United States of America	WORLD FUEL SERVICES	Transportation, storage, mail services	1,690,000.00
Uruguay	GANADERA SUR SRL	Food and beverage products	330,430.00
Vanuatu	SILVER PACIFIC AUTUMN HOTEL LIMITED	Education and training services	80,000.00
Viet Nam	ANGIANG IMPORT-EXPORT COMPANY	Food and beverage products	146,625.00
Viet Nam	GENTRACO CORPORATION	Food and beverage products	2,638,275.91
Viet Nam	VIETNAM NORTHERN FOOD CORPORATION	Food and beverage products	6,059,595.40
Yemen	ABDUL QAWI MOHAMMED NAJI SAEED AL S	Land, building and structures	76,500.00
Yemen	ABDULLAH ALI SALEH QAHTAN FOR TRADI	Food and beverage products	908,245.95
Yemen	ABDULSAMAD AND PARTNERS CO FOR GENE	Transportation, storage, mail services	2,563,674.77
Yemen	ABR AL AQTAR FOR TRANSPORTING , CLE	Transportation, storage, mail services	2,336,054.95
Yemen	ABU ALI AL ORABI FOR TRADING AND	Transportation, storage, mail services	2,056,510.78
Yemen	ADEN SILOS & MILLS CO.	Food and beverage products	2,874,164.65
Yemen	AHMED NASSER AHMED AL SUBBARY	Transportation, storage, mail services	135,000.00
Yemen	AI-THBHANY COMPUTER ACCESSORIES	Power generation machinery	180,875.00
Yemen	AI-THBHANY COMPUTER ACCESSORIES	Services industry equipment	69,200.00
Yemen	AL-AMEEN OFFICE FOR REAL ESTATE, EN	IT and communications equipment	6,000.00
Yemen	AL-AMEEN OFFICE FOR REAL ESTATE, EN	Security and safety equipment	51,620.00
Yemen	AL-AMEEN OFFICE FOR REAL ESTATE, EN	Structures, construction components	4,380.00
Yemen	AL-ARISH FOR CONTRACTING & OI, SECU	Public order and security services	518,101.83
Yemen	AL-ARISH FOR CONTRACTING & OI, SECU	Security and safety equipment	36,621.00
Yemen	AL-MUTAHER LOGISTICS SERVICES	Travel, food and lodging	52,564.04
Yemen	AL DURAIBI GENERAL SERVICES	Transportation, storage, mail services	838,854.00
Yemen	AL ASHWAL FOR ELECTRIC TRADE AND AG	Power generation machinery	50,920.00
Yemen	AL BADIH OFFICE FOR TRADING AND	Transportation, storage, mail services	141,774.12
Yemen	AL HADI CO FOR TRANSPORT AND LOGIST	Industrial manufacturing services	5,486,006.33
Yemen	AL HADI CO FOR TRANSPORT AND LOGIST	Transportation, storage, mail services	4,544,406.72
Yemen	AL MOHSEN BROTHERS COMPANY FOR AGEN	Food and beverage products	10,837,975.87
Yemen	AL NADA CENTER FOR GENERAL SERVICES	Transportation, storage, mail services	2,023,516.32
Yemen	AL SAEED TRADING COMPANY	Food and beverage products	6,319,173.04
Yemen	AL SHARJABI FOR CUSTOM CLEARANCE	Transportation, storage, mail services	297,098.00
Yemen	AL WAGEEH FOR GENERAL TRADING AND S	Services industry equipment	69,500.00
Yemen	ALAMERI OFFICE FOR TRD	Transportation, storage, mail services	2,256,206.33
Yemen	ALASHMORI BROTHERS FOR TRADING & GE	Distribution equipment	12,650.00
Yemen	ALASHMORI BROTHERS FOR TRADING & GE	Electrical systems components	6,838.00
Yemen	ALASHMORI BROTHERS FOR TRADING & GE	Environmental services	160,058.66
Yemen	ALASHMORI BROTHERS FOR TRADING & GE	Industrial cleaning services	43,780.00
Yemen	ALASHMORI BROTHERS FOR TRADING & GE	Motor vehicles and parts	5,200.00
Yemen	ALASHMORI BROTHERS FOR TRADING & GE	Power generation machinery	7,000.00
Yemen	ALASHMORI BROTHERS FOR TRADING & GE	Security and safety equipment	203,001.23
Yemen	ALASHMORI BROTHERS FOR TRADING & GE	Transportation, storage, mail services	8,300.00
Yemen	ALI AHMED ALI SULIEMAN	Transportation, storage, mail services	190,000.00
Yemen	ALI MOHAMMED MUKRED AL-HAMMADI	Transportation, storage, mail services	130,500.00
Yemen	ALMADAR FOR AUTORIZATIONS TRADING A	Services industry equipment	33,750.00
Yemen	ALWEHDA ALARABIEH OFFICE	Transportation, storage, mail services	640,431.63
Yemen	ASHARQ MASAOOD INTERNATIONAL LTD	Services industry equipment	33,110.00
Yemen	ATICO TRADING AND INDUSTRY CO. LTD	Public sector related services	305,600.00
Yemen	ATICO TRADING AND INDUSTRY CO. LTD	Transportation, storage, mail services	44,500.00
Yemen	AUTOMOTIVE & MACHINERY TRADING CENT	Motor vehicles and parts	92,000.00
Yemen	AUTOMOTIVE & MACHINERY TRADING CENT	Transportation, storage, mail services	80,450.05
Yemen	AWLAD ABU HASSAN COMP. TRADE AND	Transportation, storage, mail services	2,973,898.68
Yemen	BEN RAJEH CORPORATION FOR TRANSPORT	Transportation, storage, mail services	2,653,802.04
Yemen	DHL YEMEN LTD	Transportation, storage, mail services	2,993,204.45
Yemen	DHOFAR FOR SERVICE LAND TRANSPORT	Transportation, storage, mail services	2,961,095.31
Yemen	DHOFAR TOURISM AGENCY	Management and admin services	149,400.00
Yemen	DHOFAR TOURISM AGENCY	Transportation, storage, mail services	2,085,520.00
Yemen	FIRST GLOBAL ONE	Editorial, design, graphic services	40,911.18
Yemen	FIRST LINE FOR CONSTRUCTION AND OIL	Building and maintenance services	374,820.00
Yemen	FIRST LINE FOR CONSTRUCTION AND OIL	Distribution equipment	6,400.00
Yemen	FIRST LINE FOR CONSTRUCTION AND OIL	Environmental services	447,324.03
Yemen	FIRST LINE FOR CONSTRUCTION AND OIL	Land, building and structures	52,700.00
Yemen	FIRST LINE FOR CONSTRUCTION AND OIL	Transportation, storage, mail services	85,500.00
Yemen	GAMAL FOR TRANSPORTATION SHIPMENT A	Politics and civic affairs services	75,638.19
Yemen	GAMAL FOR TRANSPORTATION SHIPMENT A	Transportation, storage, mail services	2,709,547.13
Yemen	GATEWAY FOR ENGINEERING AND SERVICE	Environmental services	50,000.00
Yemen	GRAPHTECH FOR CONSTRUCTION TR.SER	Building and maintenance services	320,106.00
Yemen	GRAPHTECH FOR CONSTRUCTION TR.SER	Environmental services	506,520.00
Yemen	GRIFFIN LTD	Building and maintenance services	346,402.00
Yemen	HAMDI & FAWZI MOHAMED THABIT AL SHA	Management and admin services	72,000.00
Yemen	HAMMEID HUSSEIN AL-KABOOS	Transportation, storage, mail services	180,000.00
Yemen	HASSAN ABDULLAH KASSIM MOHAMMED	Management and admin services	96,000.00
Yemen	HEALTH AND EDUCATION ASSOCIATION FO	Management and admin services	44,369.00
Yemen	INTERNATIONAL SHIPPING CO. LTD	Transportation, storage, mail services	378,269.00
Yemen	MAEEN FOR OIL & GAS COMPANIES SERVI	Politics and civic affairs services	70,957.16
Yemen	MAEEN FOR OIL & GAS COMPANIES SERVI	Public sector related services	174,800.00
Yemen	MAEEN FOR OIL & GAS COMPANIES SERVI	Transportation, storage, mail services	2,571,844.73
Yemen	MAM INTERNATIONAL CORPORATION	IT and communications equipment	65,424.05
Yemen	MOHAMMED ABDULLAH FAHEM	Transportation, storage, mail services	257,094.00
Yemen	MOHAMMED AHMED JUMMA'AN	Transportation, storage, mail services	30,000.00
Yemen	MTN YEMEN	Engineering and research services	273,967.31
Yemen	NABIL ABDULLAH ABDULLAH AL SHEBATI	Management and admin services	33,600.00
Yemen	NATIONAL GRAIN SILOS LTD	Transportation, storage, mail services	1,102,395.39
Yemen	ONEX GROUP DESIGN & ADVERT	Management and admin services	46,042.00
Yemen	PRODIGY SYSTEMS	Management and admin services	698,800.00

Location of supplier	Supplier name	Category description	Value (USD)
WFP continued			
Yemen	PUBLIC TELECOMMUNICATION CORP.	Engineering and research services	76,608.00
Yemen	RIGHT FOR CONTRACTING AND OIL SERVI	Transportation, storage, mail services	2,132,865.44
Yemen	SABA A GAS ONE CORP	Environmental services	160,335.60
Yemen	SABA A GAS ONE CORP	Office equipment	1,920.00
Yemen	SABA A GAS ONE CORP	Security and safety equipment	9,000.00
Yemen	SABA A GAS ONE CORP	Services industry equipment	420,000.00
Yemen	SABA A GAS ONE CORP	Transportation, storage, mail services	2,137,816.74
Yemen	SABAFON YEMEN COMPANY FOR MOBILE TE	Engineering and research services	43,182.73
Yemen	SCAN GLOBAL LOGISTICS A/S	Transportation, storage, mail services	104,740.43
Yemen	SGS YEMEN QUALITY SERVICES	Engineering and research services	330,720.90
Yemen	TALK OF THE TOWN	Furniture	43,933.00
Yemen	TEHAMA TRADING COMPANY	Building and maintenance services	2,774.00
Yemen	TEHAMA TRADING COMPANY	Fuels and lubricants etc.	2,100.00
Yemen	TEHAMA TRADING COMPANY	Power generation machinery	99,320.00
Yemen	TELE YEMEN	Engineering and research services	154,098.00
Yemen	UNITED NATIONS CHILDREN'S FUND	Politics and civic affairs services	346,106.00
Yemen	UNITED NATIONS DEVELOPMENT PROGRAMM	Politics and civic affairs services	2,438,679.27
Yemen	UNITED NATIONS DEVELOPMENT PROGRAMM	Public order and security services	170,969.14
Yemen	UNITED NATIONS HIGH COMMISSIONER	Politics and civic affairs services	114,320.37
Yemen	UNIVERSAL RENT A CAR - HERTZ	Transportation, storage, mail services	1,438,080.00
Yemen	WORLD LINK	Transportation, storage, mail services	3,883,322.39
Yemen	YEMEN ALRIYADH IMP AND CONTRACTING	Transportation, storage, mail services	844,957.36
Yemen	YEMEN ASSOCIATION FOR DEVELOPMENT	Management and admin services	85,302.00
Yemen	YEMEN COMPANY FOR FLOUR MILLS AND S	Food and beverage products	8,172,055.68
Yemen	YEMEN COMPANY FOR FLOUR MILLS AND S	Industrial manufacturing services	18,432,518.62
Yemen	YEMEN COMPANY FOR FLOUR MILLS AND S	Transportation, storage, mail services	6,756,452.13
Yemen	YEMEN COMPANY FOR INDUSTRIAL INVEST	Industrial manufacturing services	2,073,380.00
Yemen	YEMEN COMPANY FOR INDUSTRIAL INVEST	Transportation, storage, mail services	660,911.72
Yemen	YEMEN MOBILE	Engineering and research services	65,941.99
Yemen	YEMEN PETROLEUM COMPANY	Fuels and lubricants etc.	86,000.00
Yemen	YEMEN PETROLEUM COMPANY-ADEN BRANCH	Fuels and lubricants etc.	553,480.21
Yemen	YEMEN PETROLEUM COMPANY-ADEN BRANCH	Public sector related services	34,812.70
Yemen	YEMEN POST	Politics and civic affairs services	65,799.20
Yemen	YEMEN PRIME	Management and admin services	55,840.00
Zambia	AFGRI CORPORATION LIMITED	Food and beverage products	2,996,633.80
Zambia	ALLIANCE GINNERIES	Food and beverage products	7,667,171.07
Zambia	AMATHEONE AGRI ZAMBIA LTD	Food and beverage products	363,235.39
Zambia	ANTELOPE WHOLESALE MARCHANTS LIMITE	Food and beverage products	66,981.61
Zambia	BADAT AGENCIES	Transportation, storage, mail services	36,196.80
Zambia	BOLLORE TRANSPORT AND LOGISTICS ZAM	Transportation, storage, mail services	69,565.73
Zambia	CHC COMMODITIES	Transportation, storage, mail services	43,709.40
Zambia	CHIMPILI CO OPERATIVE SOCIETY	Food and beverage products	55,835.87
Zambia	FREIGHT AND PASSENGER SERVICES LTD	Transportation, storage, mail services	253,873.52
Zambia	HILL AND DELAMAIN ZAMBIA LIMITED	Transportation, storage, mail services	82,178.96
Zambia	HONDA ZAMBIA LTD	Motor vehicles and parts	67,716.00
Zambia	JAMESON CHIPAMPE	Food and beverage products	285,000.00
Zambia	KAVULAMUNGU BARGAIN CENTRE	Transportation, storage, mail services	76,352.63
Zambia	LEGUGROW SOLUTIONS	Food and beverage products	55,364.59
Zambia	LIBERTY TRANSPORT	Transportation, storage, mail services	121,281.90
Zambia	LIFT AND SHIFT TRUCKING Z LTD	Transportation, storage, mail services	69,565.73
Zambia	LIVESTOCK SERVICES COOPERATIVE SOCI	Food and beverage products	33,261.60
Zambia	MATABA MILLERS LIMITED	Transportation, storage, mail services	190,136.95
Zambia	MOISA ENTERPRISES	Food and beverage products	216,999.93
Zambia	MOISA ENTERPRISES	Transportation, storage, mail services	43,653.53
Zambia	MOOMBA INVESTMENTS	Food and beverage products	1,563,738.90
Zambia	MPONGWE MILLING	Food and beverage products	262,034.80
Zambia	MUNZUMA ESTATE LTD	Food and beverage products	33,937.33
Zambia	MUSUNGABANTU MULTIPURPOSE COOPERATI	Food and beverage products	236,241.91
Zambia	MUTETE HARDWARE	Transportation, storage, mail services	139,678.29
Zambia	NISSICHILO SUPPLIERS	Transportation, storage, mail services	36,863.22
Zambia	NWK AGRI SERVICES	Food and beverage products	2,024,471.84
Zambia	POLYTHENE PRODUCTS	Material handling machinery	59,763.38
Zambia	QUALITY COMMODITIES LTD	Food and beverage products	71,638.63
Zambia	QUALITY COMMODITIES LTD	Material handling machinery	45,428.00
Zambia	SGS INSPECTIONS SERVICES LIMITED	Engineering and research services	33,165.60
Zambia	STANDARD SALES CO LTD	Transportation, storage, mail services	57,738.66
Zambia	TAJ FREIGHT AND LOGISTICS	Transportation, storage, mail services	35,631.23
Zambia	THEMA GENERAL SUPPLIERS	Food and beverage products	3,548,924.59
Zambia	UNITED NATIONS DEVELOPMENT PROGRAMM	Politics and civic affairs services	41,960.27
Zambia	YM TRUCKING LIMITED	Transportation, storage, mail services	35,631.23
Zambia	ZDENAKIE LTD	Food and beverage products	1,041,450.00
Zimbabwe	BAK LOGISTICS (PRIVATE) LIMITED	Mining, oil and gas services	12,341.41
Zimbabwe	BAK LOGISTICS (PRIVATE) LIMITED	Transportation, storage, mail services	85,444.46
Zimbabwe	BEACH CONSULTANCY COMPANY PVT LTD T	Transportation, storage, mail services	39,263.00
Zimbabwe	BILLY RAY ENTERPRISES (PRIVATE) LIM	Transportation, storage, mail services	71,442.49
Zimbabwe	BOLLORE TRANSPORT AND LOGISTICS SOU	Transportation, storage, mail services	165,037.05
Zimbabwe	COLBRO TRANSPORT PVT LTD	Transportation, storage, mail services	72,819.00
Zimbabwe	COLLATERAL MANAGEMENT INTERNATIONAL	Transportation, storage, mail services	35,999.10
Zimbabwe	COOPERS LOGISTICS PVT LTD	Transportation, storage, mail services	72,651.20
Zimbabwe	DDNS SECURITY OPERATIONS PVT LTD TA	Politics and civic affairs services	136,741.51
Zimbabwe	DECENT TRANSPORT PVT LTD	Transportation, storage, mail services	102,941.87
Zimbabwe	ECONET WIRELESS (PVT) LTD	IT and communications equipment	33,030.44
Zimbabwe	ECONET WIRELESS (PVT) LTD	Politics and civic affairs services	105,691.00
Zimbabwe	FAO - FOOD AND AGRICULTURE ORGANISA	Management and admin services	542,111.00

Location of supplier	Supplier name	Category description	Value (USD)
WFP continued			
Zimbabwe	FREIGHT AFRIQUE ZIMBABWE PRIVATE LI	Land, building and structures	159.66
Zimbabwe	FREIGHT AFRIQUE ZIMBABWE PRIVATE LI	Transportation, storage, mail services	99,380.31
Zimbabwe	GREGORY GIBSON PETERS	Management and admin services	48,000.00
Zimbabwe	INSBURG AGENCIES (PVT) LIMITED T/A	Transportation, storage, mail services	121,991.20
Zimbabwe	J AND P SECURITY (PVT) LTD	Public order and security services	54,548.71
Zimbabwe	KADOMA HOTEL AND CONFERENCE CENTRE	Transportation, storage, mail services	30,090.00
Zimbabwe	KARELO PVT LTD	Mining, oil and gas services	1,026.00
Zimbabwe	KARELO PVT LTD	Transportation, storage, mail services	29,544.56
Zimbabwe	LIQUIDTELECOM ZIMBABWE	Engineering and research services	31,500.00
Zimbabwe	MANICA ZIMBABWE	Transportation, storage, mail services	122,435.37
Zimbabwe	MARGINED CONSULTANTS (PRIVATE) LIMI	Transportation, storage, mail services	40,374.48
Zimbabwe	MORESAW TRADING PRIVATE BUSINESS CO	Transportation, storage, mail services	37,741.00
Zimbabwe	MOTORBILLY INVESTMENTS PVT LTD T/A	Transportation, storage, mail services	54,158.27
Zimbabwe	PANAFRICA LOGISTICS (PRIVATE) LIMIT	Transportation, storage, mail services	34,425.01
Zimbabwe	PEAK TRADING (PRIVATE) LIMITED	Food and beverage products	676,230.00
Zimbabwe	PELCRAVIA ENTERPRISES T/A STAR INTE	Transportation, storage, mail services	149,542.45
Zimbabwe	PRAYMOST INVESTMENTS (PVT) LTD	Transportation, storage, mail services	30,675.95
Zimbabwe	RID BRAVO INVESTMENTS	Transportation, storage, mail services	121,304.08
Zimbabwe	SAGEROAD ENTERPRISES PVT LTD	Transportation, storage, mail services	66,052.63
Zimbabwe	SELFLESS INVESTMENTS (PVT LTD	Transportation, storage, mail services	49,628.00
Zimbabwe	SINTLESS SERVICES (PVT) LTD T/A PHI	Transportation, storage, mail services	57,485.96
Zimbabwe	SIRDC-FNC, SCIENTIFIC AND INDUSTRIA	Engineering and research services	1,300.00
Zimbabwe	SIRDC-FNC, SCIENTIFIC AND INDUSTRIA	Management and admin services	59,400.00
Zimbabwe	SIRDC-FNC, SCIENTIFIC AND INDUSTRIA	Transportation, storage, mail services	18,000.00
Zimbabwe	SURERICH INVESTMENTS (PVT) LTD	Transportation, storage, mail services	77,436.28
Zimbabwe	SYCOTT TRANSPORT (PVT) LTD	Transportation, storage, mail services	138,217.12
Zimbabwe	TATEBREN INTENSIVE ENTERPRISES (PRI	Transportation, storage, mail services	41,037.31
Zimbabwe	THE BIG SIX (PVT) LTD.	Transportation, storage, mail services	40,550.82
Zimbabwe	THREE CHOIRS TRADING (PRIVATE) LIMI	Transportation, storage, mail services	43,717.50
Zimbabwe	TOTAL ZIMBABWE	Transportation, storage, mail services	53,034.59
Zimbabwe	TRUCK AFRICA	Transportation, storage, mail services	88,261.50
Zimbabwe	UNDP ZIMBABWE	Management and admin services	45,067.74
Zimbabwe	UNDP ZIMBABWE	Politics and civic affairs services	101,371.73
Zimbabwe	UNITED NATIONS CHILDREN FUND	Management and admin services	250,205.86
Zimbabwe	VANTOSS ENTERPRISES (PVT) LTD	Transportation, storage, mail services	42,507.43
Zimbabwe	WESTERN TRANSPORT	Transportation, storage, mail services	75,994.50
Zimbabwe	WORLD VISION INTERNATIONAL	Management and admin services	145,363.78
WHO			
Afghanistan	NAME WITHHELD FOR SECURITY REASONS	Engineering and research services	215,801.00
Afghanistan	NAME WITHHELD FOR SECURITY REASONS	Healthcare services	4,856,957.92
Afghanistan	NAME WITHHELD FOR SECURITY REASONS	IT and communications equipment	140,385.00
Afghanistan	NAME WITHHELD FOR SECURITY REASONS	Material handling machinery	52,170.00
Afghanistan	NAME WITHHELD FOR SECURITY REASONS	Medical equipment	2,132,766.00
Afghanistan	NAME WITHHELD FOR SECURITY REASONS	Motor vehicles and parts	96,358.00
Afghanistan	NAME WITHHELD FOR SECURITY REASONS	Office equipment	162,363.00
Afghanistan	NAME WITHHELD FOR SECURITY REASONS	Transportation, storage, mail services	43,000.00
Albania	SOUTHEAST EUROPEAN CENTER FOR SURVEILLAN	Travel, food and lodging	34,552.00
Algeria	EURL CGPS	Building and maintenance services	37,747.36
Algeria	INSTITUT PASTEUR D'ALGERIE	Healthcare services	39,762.00
Algeria	KHELLAF ASSIA RAHALI	Healthcare services	42,451.95
Angola	ANGOLA TELECOM	Healthcare services	61,775.75
Angola	CHIK CHIK -COMPLEXO TURISTICO MORRO BENTC	Healthcare services	32,525.74
Angola	INGEGNERIE E INNOVAZIONI LDA	Healthcare services	31,203.55
Angola	LUIS M. DAS CHAGAS AUGUSTO JANUARIO-DESPA	Healthcare services	30,145.27
Angola	TOYOTA DE ANGOLA, SA	Healthcare services	35,433.07
Angola	UNITEL, SA	Politics and civic affairs services	32,789.75
Arab Countries	NAME WITHHELD FOR SECURITY REASONS	Building and maintenance services	94,502.90
Arab Countries	NAME WITHHELD FOR SECURITY REASONS	Engineering and research services	102,884.05
Arab Countries	NAME WITHHELD FOR SECURITY REASONS	Healthcare services	263,812.36
Arab Countries	NAME WITHHELD FOR SECURITY REASONS	IT and communications equipment	186,742.00
Arab Countries	NAME WITHHELD FOR SECURITY REASONS	Medical equipment	1,165,942.00
Arab Countries	NAME WITHHELD FOR SECURITY REASONS	Pharmaceuticals, contraceptives, vaccines	168,543.00
Argentina	256IDEAS	Healthcare services	89,240.00
Argentina	CENTRO ROSARINO DE ESTUDIOS PERINATALES ((	Healthcare services	1,320,511.92
Argentina	INSTITUTO DE EFECTIVIDAD CLINICA Y SANITARIA	Healthcare services	127,631.00
Armenia	NATIONAL INSTITUTE OF HEALTH NAMED AFTER A	Healthcare services	117,689.00
Armenia	TOYOTA YEREVAN LLC	Motor vehicles and parts	59,531.00
Australia	ACCESSUTS PTY LTD	Healthcare services	46,135.46
Australia	BURNET INSTITUTE	Healthcare services	56,500.00
Australia	CENTRE FOR EVIDENCE AND IMPLEMENTATION (C	Healthcare services	329,652.00
Australia	CODAN LTD.	IT and communications equipment	62,258.00
Australia	DAVENDISH MANAGEMENT CONSULTING	Healthcare services	31,500.00
Australia	FLINDERS UNIVERSITY	Healthcare services	47,100.00
Australia	GE HEALTHCARE AUSTRALIA PTY LTD	Medical equipment	130,198.00
Australia	HUMAN RESOURCES DEVELOPMENT ALLIANCE	Healthcare services	94,079.00
Australia	JAMES COOK UNIVERSITY	Healthcare services	46,250.02
Australia	JAMES COOK UNIVERSITY	Travel, food and lodging	107,655.26
Australia	LA TROBE UNIVERSITY	Healthcare services	303,135.00
Australia	LANTERN CORPORATION PTY LTD	Healthcare services	41,750.00
Australia	LANTERN CORPORATION PTY LTD	Public sector related services	49,550.00
Australia	MELBOURNE HEALTH	Healthcare services	35,000.00
Australia	MOTIVATION AUSTRALIA DEVELOPMENT ORGANI!	Healthcare services	57,122.72
Australia	MURDOCH CHILDRENS RESEARCH INSTITUTE	Healthcare services	31,185.80
Australia	NATIONAL ASSOCIATION OF TESTING AUTHORITIE	Healthcare services	98,667.50

Location of supplier	Supplier name	Category description	Value (USD)
WHO continued			
Australia	NOSSAL INSTITUTE LIMITED	Healthcare services	308,093.69
Australia	QUEENSLAND UNIVERSITY OF TECHNOLOGY	Healthcare services	42,824.81
Australia	ST VINCENT'S INSTITUTE OF MEDICAL RESEARCH (	Healthcare services	110,106.00
Australia	THE UNIVERSITY OF NEW SOUTH WALES	Healthcare services	40,000.00
Australia	VICTORIAN INFECTIOUS DISEASES REFERENCE LAE	Healthcare services	57,000.00
Australia	WATERAID AUSTRALIA LIMITED	Healthcare services	58,500.00
Austria	AMEX EXPORT-IMPORT GMBH	Laboratory and testing equipment	454,923.00
Austria	AMEX EXPORT-IMPORT GMBH	Medical equipment	984,385.00
Austria	EUROPEAN CENTRE FOR SOCIAL WELFARE POLICY	Healthcare services	121,296.00
Austria	INTERNATIONAL FORUM GASTEIN	Healthcare services	79,009.43
Azerbaijan	AUTO AZERBAYCAN	Motor vehicles and parts	31,100.00
Azerbaijan	PUBLIC HEALTH AND REFORMS CENTER	Healthcare services	71,099.01
Bangladesh	BEE IT LIMITED	Healthcare services	36,235.00
Bangladesh	BODY & SPORTS	Office equipment	33,688.00
Bangladesh	DEPARTMENT OF MICROBIOLOGY	Healthcare services	254,478.59
Bangladesh	DIRECTOR GENERAL, BANGLADESH BUREAU OF S	Healthcare services	226,150.28
Bangladesh	GLOBAL BRAND PVT. LTD.	IT and communications equipment	45,723.00
Bangladesh	ICDDR,B (INTERNATIONAL CENTRE FOR DIARRHOE	Healthcare services	565,530.11
Bangladesh	INTERGRAPHIC LIMITED	Office equipment	30,530.00
Bangladesh	JPGSPH BRAC UNIVERSITY	Healthcare services	39,835.52
Bangladesh	LE MERIDIEN DHAKA	Healthcare services	37,705.70
Bangladesh	M/S. BEXIMCO PHARMACEUTICALS LTD.	Medical equipment	129,814.00
Bangladesh	M/S. ESKAYEF BANGLADESH LIMITED	Medical equipment	36,965.00
Bangladesh	M/S. ESKAYEF BANGLADESH LIMITED	Pharmaceuticals, contraceptives, vaccines	132,138.00
Bangladesh	M/S. EVERGREEN PRINTING & PACKAGING	Office equipment	170,187.00
Bangladesh	M/S. S.A. SCIENTIFIC STORES	Medical equipment	37,230.00
Bangladesh	NAVANA TOYOTA 3S CENTER	Engineering and research services	40,000.00
Bangladesh	NEPTUNE PROPERTIES	Engineering and research services	315,516.30
Bangladesh	NEPTUNE PROPERTIES	Transportation, storage, mail services	45,000.00
Bangladesh	PRACTICAL ACTION	Healthcare services	72,935.23
Bangladesh	RADISSON BLU WATER GARDEN HOTEL DHAKA	Healthcare services	152,020.65
Bangladesh	SHUCHONA FOUNDATION	Healthcare services	30,000.00
Bangladesh	SQUARE TOILETRIES LIMITED	Office equipment	128,882.00
Bangladesh	UNITED NATIONS DEVELOPMENT PROGRAMME (U	Building and maintenance services	71,900.00
Belarus	BELSENS LTD.	Travel, food and lodging	38,660.80
Belarus	REPUBLICAN RESEARCH AND PRACTICAL CENTER	Healthcare services	58,000.00
Belgium	AEDES SCRL (AGENCE EUROPEENNE POUR LE DEV	Healthcare services	46,774.00
Belgium	ALPINTER S.A.	Office equipment	34,944.00
Belgium	ATMIRE NV	Healthcare services	160,241.04
Belgium	AVIA-GIS	Healthcare services	49,445.00
Belgium	BECTON DICKINSON INTERNATIONAL	Medical equipment	88,959.00
Belgium	CENTRE WALLOON DE RECHERCHES AGRONOMIC	Healthcare services	31,938.46
Belgium	CIGNA INTERNATIONAL HEALTH SERVICES BVBA	Financial and insurance services	143,509.47
Belgium	CIGNA INTERNATIONAL HEALTH SERVICES BVBA	Healthcare services	250,203.42
Belgium	HEALTH RESEARCH FOR ACTION	Healthcare services	1,376,114.20
Belgium	HERA	Healthcare services	362,296.33
Belgium	INSTITUTE OF TROPICAL MEDICINE	Healthcare services	45,000.00
Belgium	INSTITUTE OF TROPICAL MEDICINE ANTWERP	Laboratory and testing equipment	239,384.00
Belgium	MICROSON SA	Healthcare services	49,345.67
Belgium	NOVA TERRA COACH TRAINING & CORPORATE DE	Healthcare services	150,000.00
Belgium	P95	Healthcare services	69,130.20
Belgium	SITA COOPERATIVE SOCIETY	Engineering and research services	696,846.48
Belgium	TOP BEDFORD	Travel, food and lodging	154,854.97
Belgium	TRADAS SA/NV	Editorial, design, graphic services	45,475.24
Belgium	UNDP	Engineering and research services	60,160.85
Belgium	UNIVERSITY OF ANTWERP	Healthcare services	37,400.00
Benin	CENTRALE D'ACHAT DES MEDICAMENTS ESSENTIE	Pharmaceuticals, contraceptives, vaccines	99,215.00
Benin	COMPAGNIE HOTELIERE DU GOLF SA	Healthcare services	32,674.94
Benin	CROIX ROUGE BENINOISE	Healthcare services	67,214.10
Benin	SOCIETE DE GESTION BENIN MARINA HOTEL	Healthcare services	31,797.42
Benin	SUCCESS IN AFRICA	Healthcare services	51,413.10
Benin	YESSOUFOU ABIBA	Engineering and research services	32,986.61
Bhutan	RZ CONSTRUCTION	Healthcare services	73,377.47
Bolivia (Plurinational State of)	CONVENIO DE SALUD	Healthcare services	34,153.00
Bosnia and Herzegovina	AGENCIJA AKAZ AGENCIJA ZA KVALITET I AKREDITA	Healthcare services	176,114.81
Bosnia and Herzegovina	ZAVOD ZA JAVNO ZDRAVSTVO FEDERACIJE BIH	Healthcare services	214,157.35
Botswana	MOTOR CENTRE	Motor vehicles and parts	74,580.00
Brazil	ANIS - INSTITUTO DE BIOETICA	Healthcare services	292,075.00
Brazil	CEMICAMP - CENTRO DE PESQUISAS E CONTROLE	Healthcare services	198,491.00
Brazil	FUNDACAO DE EMPREENDIMENTOS PESQUISA E I	Financial and insurance services	259,410.58
Brazil	QUEEN BEE TURISMO E EVENTOS LTDA	Travel, food and lodging	31,627.28
Brazil	STATISTIKA CONSULTORIA	Healthcare services	70,000.00
Bulgaria	COMAC MEDICAL LTD	Healthcare services	1,229,974.87
Bulgaria	OUT2BOUND LTD	Healthcare services	33,850.00
Bulgaria	PREMIER TOURS LTD.	Travel, food and lodging	49,719.50
Bulgaria	TM AUTO EOOD	Motor vehicles and parts	34,840.00
Burkina Faso	B.Z SARL	Healthcare services	43,829.60
Burkina Faso	BBS FIRST SECURITY	Building and maintenance services	40,203.57
Burkina Faso	BBS FIRST SECURITY	Healthcare services	55,625.59
Burkina Faso	CENTRE MURAZ	Healthcare services	100,008.00
Burkina Faso	E.G.C.E SARL	Healthcare services	59,139.69
Burkina Faso	EGSN WEND-PANGA	Building and maintenance services	87,046.17
Burkina Faso	EKMAF	Office equipment	34,656.00
Burkina Faso	GROUPE DE RECHERCHE ACTION EN SANTE (GRAS	Healthcare services	49,335.00

Location of supplier	Supplier name	Category description	Value (USD)
WHO continued			
Burkina Faso	INSTITUT DE RECHERCHE EN SCIENCES DE LA SAN	Healthcare services	482,772.36
Burkina Faso	ONATEL - SA	Healthcare services	52,697.92
Burkina Faso	PALACE HOTEL S.A	Healthcare services	66,097.51
Burkina Faso	SONABEL	Healthcare services	118,276.35
Burkina Faso	TECHNO SECURITY SARL	Building and maintenance services	34,460.20
Burkina Faso	UNITED NATIONS DEVELOPMENT PROGRAMME (U	Healthcare services	66,281.67
Burundi	MEX S.A	Healthcare services	454,932.93
Burundi	UNITED NATIONS DEVELOPMENT PROGRAMME (U	Healthcare services	39,679.06
Cabo Verde	PAGE INVESTIMENTOS LDA	Engineering and research services	33,306.55
Cambodia	BORITRA BUILDING	Engineering and research services	179,908.00
Cambodia	ELITE PRINTING HOUSE	Healthcare services	40,462.00
Cambodia	EUROP CONTINENTS SARL	Laboratory and testing equipment	151,485.00
Cambodia	EXCEED WORLDWIDE	Healthcare services	95,078.46
Cambodia	NATIONAL CENTER FOR ENTOMOLOGY, PARASITC	Healthcare services	285,463.20
Cambodia	PASTEUR INSTITUTE OF CAMBODIA	Healthcare services	69,852.00
Cameroon	ASSOCIATION DES CHERCHEURS EN SCIENCES DE	Healthcare services	55,917.81
Cameroon	CENTRE PASTEUR DU CAMEROUN	Healthcare services	157,997.00
Cameroon	DAK GARDIENNAGE	Healthcare services	34,314.78
Cameroon	ETS AHMADOU BOUBA	Healthcare services	76,666.52
Cameroon	GROUPE DEGAULLE SARL	Healthcare services	73,609.35
Cameroon	HILTON YAOUNDE CHC OPERATING ACCOUNT	Healthcare services	72,284.67
Cameroon	HOTEL SAWA SA	Healthcare services	47,460.84
Cameroon	INGOSEN CORPORATION LTD	IT and communications equipment	122,807.00
Cameroon	ORANGE CAMEROUN SA	Healthcare services	85,015.60
Cameroon	ORANGE CAMEROUN SA	IT and communications equipment	45,235.00
Cameroon	ORGANISATION DE COORDINATION POUR LA LUT	Healthcare services	35,587.83
Cameroon	SCHNEIDER ELECTRIC CAMEROUN	IT and communications equipment	50,651.00
Cameroon	UNDP	Healthcare services	34,474.00
Cameroon	YVES-OLOUME SARL	Healthcare services	48,085.47
Canada	A111 POWER OF CONFERENCE SERVICE	Travel, food and lodging	49,500.00
Canada	BRUYERE RESEARCH INSTITUTE	Healthcare services	79,760.12
Canada	CENTRE FOR AUTHENTIC COMMUNICATION	Engineering and research services	337,905.00
Canada	CONVERSART CONSULTING LTD	Healthcare services	43,408.73
Canada	ELECTORAL SERVICES INTERNATIONAL INC.	Laboratory and testing equipment	266,000.00
Canada	EVIDENCE PRIME INC	Healthcare services	47,200.00
Canada	GRAND CHALLENGES CANADA	Healthcare services	84,000.00
Canada	HABITAT HEALTH IMPACT CONSULTING CORPORA	Healthcare services	112,705.28
Canada	HEALTH HOUNDS INC.	Healthcare services	52,658.76
Canada	MCMASTER UNIVERSITY	Healthcare services	107,556.48
Canada	SAVE THE CHILDREN CANADA	Healthcare services	1,163,714.00
Canada	THE WARNING PROJECT	Healthcare services	41,250.00
Canada	WORLD VISION INTERNATIONAL	Healthcare services	1,750,000.00
Central African Republic	AFRILAND CONSTRUCTIONS CENTRAFRIQUE	Healthcare services	36,057.82
Central African Republic	ALAZ-NEY CONSTRUCTION	Healthcare services	38,411.74
Central African Republic	C.TRA.BA	Healthcare services	35,210.65
Central African Republic	DRIGO BTP	Healthcare services	56,870.60
Central African Republic	ENTREPRISE DE CONSTRUCTION PEINTURE ELECT	Healthcare services	57,460.83
Central African Republic	ETS GSM CONSTRUCTION	Engineering and research services	117,356.94
Central African Republic	ETS GSM CONSTRUCTION	Healthcare services	33,986.18
Central African Republic	INGENIERIE CONCEPT ASSOCIE	Healthcare services	69,949.22
Central African Republic	INSTITUT PASTEUR DE BANGUI	Engineering and research services	33,000.00
Central African Republic	INSTITUT PASTEUR DE BANGUI	Healthcare services	42,674.00
Central African Republic	MAXI-SERVICE	Healthcare services	45,522.47
Central African Republic	MMAXE ENTREPRISE	Healthcare services	36,133.18
Central African Republic	NEW GARAGE MAXIME	Motor vehicles and parts	53,130.00
Chad	LEDGER PLAZA	Politics and civic affairs services	61,177.81
Chad	NOVOTEL LA TCHADIENNE	Politics and civic affairs services	30,293.92
Chad	SONACOGES TCHAD SARL	Building and maintenance services	192,289.33
Chad	SONACOGES TCHAD SARL	Healthcare services	220,968.21
Chad	SONACOGES TCHAD SARL	Politics and civic affairs services	143,035.22
Chad	UNITED NATIONS DEVELOPMENT PROGRAMME (U	Healthcare services	53,118.98
Chile	UNIVERSIDAD DE CHILE	Management and admin services	60,000.00
China	(QINGDAO) HAIER MEDICAL AND LABORATORY PF	Material handling machinery	429,190.00
China	AMET PRECISION INDUSTRY CO., LTD	Office equipment	134,013.00
China	ASIA CARE GROUP LIMITED	Healthcare services	62,710.00
China	ASIA EHEALTH INFORMATION NETWORK LIMITED	Travel, food and lodging	37,000.00
China	AUCMA GLOBAL CO., LTD	Material handling machinery	112,650.00
China	BEIJING CONSULTEC TRADE CO. LTD	Laboratory and testing equipment	144,334.00
China	BEIJING CONSULTEC TRADE CO. LTD	Medical equipment	141,200.00
China	BEIJING CONSULTEC TRADE CO. LTD	Motor vehicles and parts	69,800.00
China	BEIJING CONSULTEC TRADE CO. LTD	Office equipment	39,600.00
China	BEIJING HOUSING SERVICE CORPORATION FOR DI	Engineering and research services	274,187.71
China	BEIJING OTTO LIFE INTERNATIONAL TRADE CO., LT	Material handling machinery	46,864.00
China	CHINA DANDONG XIANGHE TRADING CO., LTD.	Laboratory and testing equipment	44,200.00
China	CHINESE CENTER FOR DISEASE CONTROL AND PR	Healthcare services	34,852.31
China	CHINESE PREVENTIVE MEDICINE ASSOCIATION	Travel, food and lodging	32,952.15
China	CONCEPT FOUNDATION LIMITED	Healthcare services	58,210.00
China	DALIAN DONG HONG SHENG TRADING CO., LTD	Office equipment	73,429.00
China	DANDONG DATONG RIVER TRADING CO.,LTD	Medical equipment	150,663.00
China	DANDONG JIKANG TRADE CO., LTD	Medical equipment	54,225.00
China	DANDONG LONGXUN TRADE CO. LTD	Office equipment	79,499.00
China	DANDONG QIRUITE TRADE CO. LTD	Office equipment	212,737.00
China	DANDONG SANGTIAN SCIENCE AND TECHNOLOG	Medical equipment	194,700.00
China	DANDONG ZHANRONG TRADE CO. LTD	Office equipment	149,125.00

Location of supplier	Supplier name	Category description	Value (USD)
WHO continued			
China	EASTACE INDUSTRIAL CO.,LIMITED	Laboratory and testing equipment	58,270.00
China	FAFO TECHNICAL CONSULTING (BEIJING) CO., LTD	Healthcare services	64,378.00
China	GLOBAL HEALTH STRATEGIES LLC	Travel, food and lodging	30,492.00
China	H.D. HUDSON ASIA, LTD.	Live plant and animal material	41,501.00
China	INSTITUTE FOR VIRAL DISEASE CONTROL AND PRE	Healthcare services	99,998.69
China	INSTITUTE OF BASIC MEDICAL SCIENCES, CHINESE	Healthcare services	45,910.91
China	JAMESON'S WINERY (FUJIAN) CO., LIMITED	Medical equipment	134,400.00
China	JIANGSU YANGNONG CHEMICAL CO., LTD	Live plant and animal material	35,800.00
China	KOOCHIE HONGKONG LIMITED	Medical equipment	83,299.00
China	KREAB GAVIN ANDERSON (BEIJING)COMPANY LIM	Healthcare services	99,600.00
China	KUNHSAN DUKE UNIVERSITY	Healthcare services	107,000.00
China	MOTIC HONG KONG LIMITED	Laboratory and testing equipment	61,410.00
China	MR GLOBAL (HK) LIMITED	Medical equipment	2,104,381.00
China	NING PENG INTERNATIONAL TRADE LIMITED	Laboratory and testing equipment	34,008.00
China	PUBLIC HEALTH SOLUTIONS, LTD.	Healthcare services	117,440.25
China	SHANGHAI MUNICIPAL CENTER FOR DISEASE CON	Healthcare services	679,002.90
China	SHENYANG CITY JINTIANDA IMPORT & EXPORT TR	IT and communications equipment	34,587.00
China	SHENZHEN MINDRAY BIO-MEDICAL ELECTRONICS	Medical equipment	827,699.00
China	STRYKER PACIFIC LIMITED	Medical equipment	257,750.00
China	THE GOVERNMENT OF THE HONG KONG SPECIAL	Healthcare services	52,600.00
China	THE UNIVERSITY OF HONG KONG	Healthcare services	64,389.40
China	YORKOOL INTERNATIONAL LIMITED	Live plant and animal material	135,680.00
China	YURUN GLOBAL TRADING CO. LTD	Office equipment	65,851.00
Comoros	SCIETS-CHINE	Healthcare services	171,156.32
Congo	BMS	Office equipment	47,048.00
Congo	BOUTIQUE GALLO	Office equipment	40,941.00
Congo	BOUTIQUE GALLO	Transportation, storage, mail services	49,203.67
Congo	BUREAUTIQUE ET SERVICE	Engineering and research services	260,254.91
Congo	CFAO CONGO	Motor vehicles and parts	50,396.00
Congo	CGGC	Engineering and research services	632,668.36
Congo	CHINA BEIJING BRCC	Engineering and research services	840,307.44
Congo	CONGO DISTRIB	Travel, food and lodging	77,069.61
Congo	DELOITTE TOUCHE TOHMATSU	Healthcare services	878,267.00
Congo	DHL	Transportation, storage, mail services	154,882.01
Congo	GF-FROID	Material handling machinery	51,362.00
Congo	GRASSET SPORAFRIC SA	Office equipment	36,486.00
Congo	HOTEL CONCORDE	Healthcare services	197,000.83
Congo	HOTEL CONCORDE	Politics and civic affairs services	41,036.07
Congo	LA MAIN VERTE	Building and maintenance services	140,632.43
Congo	LA SOURCE POABEYA INTERNATIONALE	Engineering and research services	48,986.72
Congo	LEDGER PLAZA MAYA MAYA	Travel, food and lodging	97,468.73
Congo	MTN	Engineering and research services	878,865.59
Congo	NICOLAS ELOTA SERVICE- PSG	Building and maintenance services	52,647.53
Congo	OFIS	Building and maintenance services	40,641.99
Congo	PI SERVICES AFRIQUE CENTRALE (PISAC)	Engineering and research services	300,336.23
Congo	SCOTTA CONGO SARLU	Office equipment	66,686.00
Congo	SECURITZ	Engineering and research services	34,938.82
Congo	SKYTIC TELECOM	Engineering and research services	47,255.00
Congo	SOCIETE ELONDA BARE	Financial and insurance services	85,162.39
Congo	SOCIETE NATIONALE D'ELECTRICITE	Engineering and research services	287,168.36
Congo	SOCIETE NATIONALE DE DISTRIBUTION D'EAU (SN	Engineering and research services	95,722.79
Congo	SOMAC SA	Building and maintenance services	283,339.45
Congo	STHIC	Engineering and research services	73,119.22
Congo	SUPER TRANSIT INTERNATIONAL	Transportation, storage, mail services	88,169.44
Congo	TECHNOLOGIE DE NETTOYAGE	Building and maintenance services	93,219.72
Congo	UNITED NATIONS DEVELOPMENT PROGRAMME (U	Building and maintenance services	102,875.51
Congo	UNITED NATIONS DEVELOPMENT PROGRAMME (U	Healthcare services	54,291.45
Congo	X OIL CONGO	Office equipment	219,183.00
Cook Islands	EDGEWATER RESORT & SPA	Healthcare services	45,826.66
Côte d'Ivoire	AGENCE CHARLESTOWN LOCATION	Transportation, storage, mail services	80,641.52
Côte d'Ivoire	GIMED	Laboratory and testing equipment	39,818.00
Côte d'Ivoire	INSTITUT PASTEUR DE COTE D'IVOIRE	Healthcare services	48,611.00
Côte d'Ivoire	INTER-EQUIPEMENT AFRIQUE	Medical equipment	93,197.00
Côte d'Ivoire	LES CONSULTANTS HASEL	Healthcare services	45,000.00
Côte d'Ivoire	PRESTIGE LOCATION DE VOITURE (PLV)	Transportation, storage, mail services	30,157.31
Côte d'Ivoire	SCI KOGIMAH ADMINISTRATION JUDICIAIRE	Engineering and research services	52,050.71
Côte d'Ivoire	SOCIETE HOTELERIE DE LA LAGUNE NOVOTEL ABI	Transportation, storage, mail services	39,592.46
Côte d'Ivoire	SOFITEL ABIDJAN HOTEL IVOIRE	Transportation, storage, mail services	129,520.26
Côte d'Ivoire	TOTAL	Healthcare services	92,616.86
Côte d'Ivoire	VIGASSISTANCE	Healthcare services	32,396.05
Cyprus	CAMP OPERATING GROUP LTD	Building and maintenance services	174,075.00
Cyprus	DEMOPHORIUS LTD	Medical equipment	80,121.00
Cyprus	MEDOCHEMIE LTD.	Pharmaceuticals, contraceptives, vaccines	189,680.00
Cyprus	REMEDICA LTD.	Pharmaceuticals, contraceptives, vaccines	707,940.00
Czechia	SVOS, SPOL. S R.O.	Motor vehicles and parts	100,697.00
Democratic People's Republic of Korea	GENERAL BUREAU FOR DIPLOMATIC MISSIONS	Healthcare services	98,939.30
Democratic People's Republic of Korea	KOREA EURASIA TRADING CORPORATION	Medical equipment	82,887.00
Democratic Republic of the Congo	ADI-CONSTRUCT	Transportation, storage, mail services	46,208.00
Democratic Republic of the Congo	ASF/PSI (ASSOCIATION DE SANTE FAMILIALE/POPU	Pharmaceuticals, contraceptives, vaccines	96,000.00
Democratic Republic of the Congo	CENTRE PROTESTANT D'EDITIONS ET DE DIFFUSIC	Transportation, storage, mail services	53,000.00
Democratic Republic of the Congo	ECOLE DE SANTE PUBLIQUE DE L'UNIVERSITE DE K	Healthcare services	53,743.00
Democratic Republic of the Congo	INSTITUT NATIONAL DE RECHERCHE BIO-MEDICAI	Healthcare services	80,080.00
Democratic Republic of the Congo	PRODIMPEX SARL (YAMAHA)	Transportation, storage, mail services	904,484.00
Democratic Republic of the Congo	PROGRAMME ELARGI DE VACCINATION(PEV)	Healthcare services	99,667.00

Location of supplier	Supplier name	Category description	Value (USD)
WHO continued			
Democratic Republic of the Congo	RADIOCOM SPRL	IT and communications equipment	45,521.00
Democratic Republic of the Congo	SERVE AIR	Transportation, storage, mail services	144,880.80
Democratic Republic of the Congo	SOGEBAT SARL	Transportation, storage, mail services	48,774.76
Democratic Republic of the Congo	UNDP	Building and maintenance services	110,002.84
Democratic Republic of the Congo	UNDP	Healthcare services	37,718.54
Democratic Republic of the Congo	UNITE DE PHARMACOLOGIE CLINIQUE ET PHARM.	Healthcare services	52,740.00
Democratic Republic of the Congo	VENUS VILLAGE	Healthcare services	70,700.00
Democratic Republic of the Congo	WEAST TRADING SARL	Transportation, storage, mail services	736,096.00
Democratic Republic of the Congo	WORLD FOOD PROGRAMME	Engineering and research services	459,827.54
Denmark	ALFAPEOPLE NORDIC A/S	Engineering and research services	30,365.08
Denmark	ATEA A/S	IT and communications equipment	86,617.00
Denmark	BUK-AUTO A/S	Motor vehicles and parts	134,268.00
Denmark	CARLSON WAGONLIT DANMARK A/S	Travel, food and lodging	30,975.21
Denmark	COMM2IG A/S	IT and communications equipment	34,422.00
Denmark	COPENHAGEN GAME LAB APS	Public sector related services	93,438.20
Denmark	DANIMEX COMMUNICATION A/S	IT and communications equipment	93,794.00
Denmark	DANIMEX COMMUNICATION LTD.	IT and communications equipment	413,931.00
Denmark	DANOFFICE	IT and communications equipment	2,931,323.00
Denmark	DANOFFICE	Medical equipment	217,344.00
Denmark	DANOFFICE IT	IT and communications equipment	254,038.00
Denmark	DHL EXPRESS DENMARK A/S	Transportation, storage, mail services	62,794.35
Denmark	FRESENIUS KABI AB-DENMARK	Pharmaceuticals, contraceptives, vaccines	77,144.00
Denmark	GREEN AV APS	IT and communications equipment	37,386.00
Denmark	KUEHNE NAGEL	Material handling machinery	733,731.00
Denmark	LEGOLAND HOTEL & CONFERENCE	Management and admin services	80,234.94
Denmark	MISSIONPHARMA A/S	Medical equipment	30,340.00
Denmark	NOVO NORDISK A/S	Medical equipment	230,000.00
Denmark	NOVO NORDISK A/S	Pharmaceuticals, contraceptives, vaccines	2,998,256.00
Denmark	PHARMACOSMOS A/S	Laboratory and testing equipment	120,072.00
Denmark	PHOENIX COPENHAGEN HOTEL	Travel, food and lodging	40,000.00
Denmark	SCAN GLOBAL LOGISTICS A/S	Healthcare services	134,000.00
Denmark	SCAN OFFICE A/S	Office equipment	53,886.00
Denmark	TDC A/S - MOBILE PHONES	Engineering and research services	361,834.75
Denmark	TDC NETDESIGN	Engineering and research services	543,131.62
Denmark	TDC NETDESIGN	IT and communications equipment	86,492.00
Denmark	TIVOLI HOTEL & CONGRESS CENTER	Travel, food and lodging	34,515.57
Denmark	UNDP COMMON SERVICES	Engineering and research services	771,807.00
Denmark	UNDP COMMON SERVICES	Healthcare services	190,156.00
Denmark	UNFPA	Medical equipment	292,211.00
Denmark	UNFPA DENMARK	Medical equipment	220,623.00
Denmark	UNICEF	Medical equipment	249,080.00
Denmark	UNICEF	Office equipment	134,536.00
Denmark	UNICEF	Pharmaceuticals, contraceptives, vaccines	15,200,496.00
Denmark	UNOPS	Building and maintenance services	229,159.50
Denmark	UNOPS	Financial and insurance services	22,633,716.00
Denmark	UNOPS	Healthcare services	353,348.00
Denmark	VESTFROST A/S	Material handling machinery	763,356.00
Denmark	XEROX A/S	Editorial, design, graphic services	608,695.65
Djibouti	A.H.S AL ZOUREKI SARL	Building and maintenance services	76,836.16
Djibouti	A.H.S AL ZOUREKI SARL	Engineering and research services	57,404.91
Djibouti	AGENCE GENERALE DE SERVICES	Building and maintenance services	46,357.56
Djibouti	AGENCE GENERALE DE SERVICES	Healthcare services	53,181.69
Djibouti	BILAN LOGISTICS FZCO	Healthcare services	35,834.16
Djibouti	BMMI	Healthcare services	50,000.00
Djibouti	DJIBOUTI TELECOM	Engineering and research services	35,932.20
Djibouti	ELECTRICITE DE DJIBOUTI	Engineering and research services	67,796.61
Egypt	ALEXANDRIA FOR OFFICE EQUIPMENT	Engineering and research services	40,332.00
Egypt	AM FOR COMPUTERS AND CONSULTING	IT and communications equipment	30,714.00
Egypt	ANALYSIS CO.	Laboratory and testing equipment	211,496.00
Egypt	BLACK SMILODON FOR IMPORT AND EXPORT	IT and communications equipment	90,234.00
Egypt	BRANDIZER - ADVERTISING AGENCY	Public sector related services	67,249.97
Egypt	CONNECT PROFESSIONAL SERVICES	IT and communications equipment	67,533.00
Egypt	EGYPT OTSUKA PHARMACEUTICAL CO., S.A.E.	Pharmaceuticals, contraceptives, vaccines	801,940.00
Egypt	EGYPTIAN ENGINEERING PROJECTS CO. QUALITY	Engineering and research services	356,769.00
Egypt	EGYPTIAN POWER SYSTEMS - EPS	Office equipment	30,000.00
Egypt	ENGINEERING CONSULTANTS GROUP S.A.	Engineering and research services	39,670.91
Egypt	EQUINOX EGYPT LLC.	IT and communications equipment	321,451.00
Egypt	GLOBAL BRANDS FOR TRADING	IT and communications equipment	36,335.00
Egypt	HIKMA PHARMA S.A.E	Pharmaceuticals, contraceptives, vaccines	232,500.00
Egypt	INTERNATIONAL CO.	Structures, construction components	54,881.00
Egypt	INTRADE CHEMICALS	Office equipment	32,923.00
Egypt	JW MARRIOTT HOTEL	Travel, food and lodging	32,979.64
Egypt	LABTEC EGYPT COMPANY	Laboratory and testing equipment	31,286.00
Egypt	MAGIC LINE FOR GENERAL SUPPLIES	Building and maintenance services	40,595.05
Egypt	MINISTRY OF ELECTRICITY AND ENERGY	Engineering and research services	279,745.12
Egypt	NILE ON LINE	Engineering and research services	97,547.00
Egypt	ORANGE EGYPT FOR TELECOMMUNICATIONS	Engineering and research services	129,402.50
Egypt	POD EGYPT	Public sector related services	50,974.17
Egypt	RAYA INTEGRATION	IT and communications equipment	157,004.00
Egypt	RIVA PHARMA	Pharmaceuticals, contraceptives, vaccines	445,406.00
Egypt	SECURITAS EGYPT	Building and maintenance services	57,242.48
Egypt	SHARETECH	IT and communications equipment	75,200.00
Egypt	UNITED NATIONS DEVELOPMENT PROGRAMME (U	Healthcare services	38,708.66
Egypt	XEROX EGYPT	Office equipment	34,741.00

Location of supplier	Supplier name	Category description	Value (USD)
WHO continued			
Equatorial Guinea	BISILA PALACE HOTEL SA	Management and admin services	65,040.65
Equatorial Guinea	ORGANISATION INTERNATIONALE UNDP REPRESE	Healthcare services	62,419.21
Eritrea	WARSA ENTERPRISES PLC	Healthcare services	45,895.20
Eswatini	COMPUTRONICS (PTY) LTD	IT and communications equipment	32,576.00
Eswatini	SWAZILAND ROYAL INSURANCE CORPORATION	Engineering and research services	109,004.30
Ethiopia	A AND A CAR RENT S.C.	Transportation, storage, mail services	500,350.31
Ethiopia	ABH SERVICES PLC	Healthcare services	559,068.05
Ethiopia	AHMED BASHIR AND ASMO BASHIR	Healthcare services	35,023.71
Ethiopia	AKAKAS LOGISTICS PLC	Transportation, storage, mail services	50,000.00
Ethiopia	ALPHA TOUR AND TRAVEL AGENCY	Transportation, storage, mail services	36,107.09
Ethiopia	CABEY PLC	Motor vehicles and parts	32,175.00
Ethiopia	DHL WORLDWIDE EXPRESS ETHIOPIA P.L.C.	Transportation, storage, mail services	40,624.55
Ethiopia	ETHIO NATIONAL TOUR AND TRAVEL OPERATOR F	Transportation, storage, mail services	47,365.32
Ethiopia	ETHIO TELECOM	Engineering and research services	59,147.58
Ethiopia	ETHIOPIAN PUBLIC HEALTH INSTITUTE	Healthcare services	74,296.00
Ethiopia	FADIWYNE TRANSPORT AND CONSTRUCTION CO	Transportation, storage, mail services	150,617.85
Ethiopia	FARAJ TRANSPORT COMPANY	Transportation, storage, mail services	351,913.97
Ethiopia	FENETIKA DRUG AND MEDICAL SUPPLIES WHOLE	Pharmaceuticals, contraceptives, vaccines	96,659.00
Ethiopia	GETACHEW MOLLA RENTAL SERVICE	Transportation, storage, mail services	63,667.79
Ethiopia	GONDAR UNIVERSITY HOSPITAL	Healthcare services	565,994.00
Ethiopia	HILTON ADDIS ABABA	Healthcare services	36,286.47
Ethiopia	JIMMA UNIVERSITY	Healthcare services	353,359.00
Ethiopia	JUPITER INTERNATIONAL HOTEL	Healthcare services	33,557.27
Ethiopia	MEKELLE UNIVERSITY	Healthcare services	150,015.00
Ethiopia	MERQ CONSULTANCY PLC	Healthcare services	99,829.00
Ethiopia	RAMAAS HOTEL	Building and maintenance services	52,968.78
Ethiopia	SYSTRON ADVERTISING PLC	Healthcare services	33,904.80
Ethiopia	UN ECONOMIC COMMISSION FOR AFRICA (UNECA	Healthcare services	39,232.00
Ethiopia	UNITED NATIONS DEVELOPMENT PROGRAMME (U	Healthcare services	47,410.75
Ethiopia	WONDEMAMACHOCH RECREATION CENTER PLC-E	Healthcare services	30,883.36
Fiji	FIJI ELECTRICITY AUTHORITY	Healthcare services	33,492.82
Fiji	FIJI INSTITUTE OF ENVIRONMENTAL HEALTH	Healthcare services	46,760.52
Fiji	FIJI NATIONAL PROVIDENT FUND PROPERTY INVES	Healthcare services	147,440.73
Fiji	FIJI NATIONAL UNIVERSITY - RESEARCH FUND ACC	Healthcare services	132,280.57
Fiji	KIA MOTORS LIMITED	Motor vehicles and parts	36,603.00
Fiji	MEDICA PACIFICA (SOUTH PACIFIC) LTD	Laboratory and testing equipment	128,658.00
Fiji	PACIFIC DISABILITY FORUM	Healthcare services	64,077.57
Fiji	TANOA INTERNATIONAL HOTEL	Travel, food and lodging	33,813.79
Finland	KAARINA NIEMI LTD	Healthcare services	47,950.00
Finland	SIILI SOLUTIONS OYI	Engineering and research services	226,200.00
France	AGENCE DE MEDECINE PREVENTIVE	Healthcare services	445,573.77
France	AMP DEVELOPPEMENT	Travel, food and lodging	66,099.01
France	ATEMIS - ANALYSE DU TRAVAIL ET DES MUTATION	Healthcare services	34,782.61
France	BIO-RAD LABORATORIES	Laboratory and testing equipment	93,443.00
France	CEPHEID HBDC	Laboratory and testing equipment	1,381,223.00
France	EPICENTRE	Healthcare services	88,421.65
France	EPICONCEPT SARL	Healthcare services	188,021.72
France	GLOBAL HEALTH ADVOCATES/ACTION SANTE MO	Healthcare services	122,786.55
France	GLOBAL SATELLITE FRANCE	IT and communications equipment	51,094.00
France	GROUP PANPHARMA	Pharmaceuticals, contraceptives, vaccines	112,336.00
France	GTE-GRAPHIC TECHNIQUES EXPORTATION	Office equipment	248,389.00
France	IEC TELECOM	Engineering and research services	45,897.55
France	IMPRIMERIE COURAND ET ASSOCIES	Office equipment	34,053.00
France	INSTITUT DE RECHERCHE POUR LE DEVELOPPEME	Healthcare services	105,175.30
France	INSTITUT PASTEUR	Healthcare services	83,809.52
France	INSTITUT PASTEUR DE LA GUADELOUPE	Healthcare services	49,900.00
France	INTEGRATED QUALITY LABORATORY SERVICES IQL	Healthcare services	70,116.00
France	INTERNATIONAL UNION AGAINST TUBERCULOSIS	Editorial, design, graphic services	143,328.94
France	INTERNATIONAL UNION AGAINST TUBERCULOSIS	Healthcare services	75,451.00
France	IRD	Healthcare services	40,000.00
France	KBT CONSULTING	Healthcare services	33,608.49
France	KYU ASSOCIES	Healthcare services	75,376.30
France	LA VILLA DU LAC	Travel, food and lodging	68,259.39
France	LE MERIDIEN ETOILE- H ETOILE SAS	Travel, food and lodging	30,000.00
France	MAIN SECURITE	Healthcare services	30,879.71
France	MEDECINS SANS FRONTIERES LOGISTIQUES	Transportation, storage, mail services	148,483.29
France	MEDIPREMA	Medical equipment	164,842.00
France	MERIAL SAS	Pharmaceuticals, contraceptives, vaccines	124,528.00
France	NOVACOM SERVICES	Motor vehicles and parts	60,050.00
France	PAPRIKA	Editorial, design, graphic services	37,509.52
France	SANOFI PASTEUR INTERNATIONAL	Medical equipment	79,044.00
France	SANOFI PASTEUR INTERNATIONAL	Pharmaceuticals, contraceptives, vaccines	589,735.00
France	SANOFI WINTHROP INDUSTRIE	Pharmaceuticals, contraceptives, vaccines	1,046,474.00
France	TEAM TECHNICAL ASSISTANCE FOR MANAGEMEN	Healthcare services	82,750.01
France	ULUSLAR ARASI ORGANIZASYOUN SAGLIK MEDIKA	Healthcare services	1,491,889.34
France	ULUSLAR ARASI ORGANIZASYOUN SAGLIK MEDIKA	Travel, food and lodging	114,730.00
France	UNESCO	Engineering and research services	49,319.57
France	VISIOMED	Medical equipment	100,800.00
Gabon	AIRTEL GABON	Healthcare services	37,785.60
Gabon	CLEAN SERVICES GABON	Public sector related services	71,153.48
Gabon	ELECTRA	Office equipment	50,508.00
Gabon	G4S GABON SECURE SOLUTIONS	Building and maintenance services	125,657.33
Gabon	INFRACOM	Engineering and research services	39,069.75
Gabon	NEBULIA TECHNOLOGIES	Healthcare services	165,490.10

Location of supplier	Supplier name	Category description	Value (USD)
WHO continued			
Gabon	RADISSON BLU OKOUME PALACE HOTEL	Building and maintenance services	122,399.68
Gambia	MEDICAL RESEARCH COUNCIL(MRC)	Healthcare services	295,367.00
Georgia	EVENTS INTERNATIONAL LTD	Travel, food and lodging	87,233.02
Germany	ABBOTT GMBH AND CO. KG.	Laboratory and testing equipment	981,722.00
Germany	B. BRAUN MELSUNGEN AG	Pharmaceuticals, contraceptives, vaccines	39,075.00
Germany	BORSTEL RESEARCH CENTER	Healthcare services	38,339.55
Germany	COPACK GMBH	Laboratory and testing equipment	69,617.00
Germany	DAIMLER AG	IT and communications equipment	47,138.00
Germany	DAIMLER AG	Motor vehicles and parts	139,521.00
Germany	DEUTSCHE GESELLSCHAFT FUR INTERNATIONALE	Healthcare services	551,137.97
Germany	EXPAND GLOBAL GMBH	Engineering and research services	45,286.88
Germany	F. UNDUETSCH GMBH	Laboratory and testing equipment	89,350.00
Germany	GESUNDHEITSFOREN LEIPZIG GMBH	Healthcare services	33,938.10
Germany	HASSO-PLATTNER INSTITUT FUR SOFTWARESYSTE	Public sector related services	69,044.38
Germany	HELM MEDICAL GMBH	Medical equipment	2,364,770.00
Germany	HELM MEDICAL GMBH	Transportation, storage, mail services	59,480.00
Germany	HYSERVE GMBH & CO.KG.	Laboratory and testing equipment	32,871.00
Germany	IVERS LEE CSM	Healthcare services	477,356.61
Germany	MAYCOACH AND COMPANY	Healthcare services	499,894.63
Germany	MIDDLE RING PROPERTIES GMBH HOTELBETRIEB	Travel, food and lodging	31,178.86
Germany	MOVENPICK HOTELS DEUTSCHLAND GMBH	Travel, food and lodging	73,891.19
Germany	PAUL-EHRLICH-INSTITUT	Healthcare services	30,000.00
Germany	QIAGEN GMBH	Laboratory and testing equipment	262,563.00
Germany	ROBERT KOCH INSTITUT	Healthcare services	137,421.51
Germany	ROCHE DIAGNOSTICS DEUTSCHLAND GMBH	Laboratory and testing equipment	1,111,056.00
Germany	SEEK DEVELOPMENT, STRATEGIC AND ORGANIZA	Healthcare services	341,898.20
Germany	SIEMENS HEALTHCARE DIAGNOSTICS PRODUCTS	Laboratory and testing equipment	260,530.00
Germany	TECHNISCHE UNIVERSITAT BERLIN	Healthcare services	220,330.95
Germany	UNITED NATIONS VOLUNTEERS	Engineering and research services	92,424.00
Germany	UNITED NATIONS VOLUNTEERS	Healthcare services	92,934.00
Germany	UNIVERSITÄTSKLINIKUM FREIBURG	Healthcare services	34,787.00
Germany	VELOKONZEPT SAADE GMBH	Travel, food and lodging	35,094.95
Germany	WIEGAND INTERNATIONAL GMBH	Laboratory and testing equipment	62,167.00
Ghana	ACCRA CITY HOTEL LTD (NOVOTEL ACCRA)	Healthcare services	40,531.71
Ghana	ACTS COMMERCIALS LTD	Healthcare services	61,291.67
Ghana	ALISA HOTELS	Healthcare services	68,201.96
Ghana	COUNCIL FOR SCIENTIFIC AND INDUSTRIAL RESEA	Healthcare services	107,799.00
Ghana	DODOWA HEALTH RESEARCH	Healthcare services	40,000.00
Ghana	GCC RESORTS LTD (KEMPINSKI HOTEL GOLD COA	Healthcare services	140,283.62
Ghana	GHANA COLLEGE OF PHYSICIANS & SURGEONS	Healthcare services	60,000.00
Ghana	GHANA INTEGRITY INITIATIVE	Healthcare services	148,600.00
Ghana	LABADI BEACH HOTEL	Healthcare services	63,732.54
Ghana	NOGUCHI MEMORIAL INSTITUTE FOR MEDICAL RE	Healthcare services	117,166.00
Ghana	RUMUEL DEVELOPMENT COMPANY LIMITED.	Healthcare services	138,000.00
Ghana	SCHOOL OF PUBLIC HEALTH	Healthcare services	39,000.00
Ghana	SCHOOL OF PUBLIC HEALTH, KWAME NKRUMAH U	Healthcare services	242,504.50
Ghana	SOCIETY FOR AIDS IN AFRICA(SAA)	Healthcare services	30,000.00
Ghana	UNIVERSITY OF GHANA	Healthcare services	934,269.00
Ghana	WORLD FOOD PROGRAMME	Healthcare services	133,545.01
Ghana	WORLD FOOD PROGRAMME	Office equipment	180,172.00
Gibraltar	TOYOTA GIBRALTAR STOCKHOLDINGS LTD.	Motor vehicles and parts	1,395,502.00
Greece	A. MASTORAS & SIA E.E.	Travel, food and lodging	34,591.54
Greece	CHOOSE TOTAL COMMUNICATION SOCIETE ANON	Public sector related services	194,151.31
Greece	E.U.E.P. EUROPEAN PUBLISHING P.C.	Healthcare services	50,000.00
Greece	NOVOTEL ATHENES SA	Travel, food and lodging	49,811.72
Guinea	AMA GUINEE	Engineering and research services	33,000.00
Guinea	CELLULE DE RECHERCHE EN SANTE DE LA REPROD	Healthcare services	183,605.04
Guinea	LA GUINEENNE DE PRESTATION DE SERVICE	Public sector related services	30,800.00
Guinea	MOKA EXPRESS	Public sector related services	298,804.51
Guinea	OURY BUSINESS SERVICE	Public sector related services	336,790.49
Guinea	SOCIETE D'INVESTISSEMENT CANAGUI SA	Engineering and research services	80,000.01
Guinea	SOCIETE JANIDO	Office equipment	154,008.00
Guinea	TOP SECURITE	Office equipment	61,344.00
Guinea	TOTAL	Travel, food and lodging	137,389.76
Guinea	UNDP	Healthcare services	226,901.40
Guinea	VIVO ENERGY GUINÉE	Travel, food and lodging	180,889.17
Guinea-Bissau	EC CONSULTING SARL	IT and communications equipment	41,683.00
Guinea-Bissau	MENCOR LDA	Office equipment	47,477.00
Honduras	INSTITUTO DE ENFERMEDADES INFECCIOSAS Y PA	Healthcare services	394,296.00
Hungary	CELITRON MEDICAL TECHNOLOGIES KFT	Laboratory and testing equipment	69,708.00
Hungary	MEDICOR ELEKTRONIKA ZRT.	Medical equipment	252,221.00
Hungary	PULILAB STUDIO KFT	Healthcare services	74,520.00
India	AARCO ONE	IT and communications equipment	220,098.00
India	ACTIS TECHNOLOGIES PVT LTD	Engineering and research services	42,881.16
India	AIRBORNE HOLIDAYS PVT. LTD.	Financial and insurance services	161,824.47
India	AIRBORNE HOLIDAYS PVT. LTD.	Travel, food and lodging	437,555.88
India	AKOI SAAB	Healthcare services	92,861.77
India	ALBERT DAVID LIMITED	Laboratory and testing equipment	189,437.00
India	ALBERT DAVID LIMITED	Pharmaceuticals, contraceptives, vaccines	494,909.00
India	ALL INDIA INSTITUTE OF MEDICAL SCIENCES	Healthcare services	30,616.54
India	ALLOY WAREHOUSE & INTERIORS LLP	Office equipment	37,594.00
India	AMAN ENTERPRISES	Healthcare services	67,958.96
India	APEEJAY SURRENDRA PARK HOTELS LIMITED. UNI	Travel, food and lodging	43,299.92
India	ARKRAY HEALTHCARE PVT. LTD.	Laboratory and testing equipment	332,500.00

Location of supplier	Supplier name	Category description	Value (USD)
WHO continued			
India	ARROW PC NETWORK PVT LTD	IT and communications equipment	143,834.00
India	ASHOK LEYLAND LIMITED	Motor vehicles and parts	377,031.00
India	ASIAN HOTELS (NORTH) LIMITED	Financial and insurance services	35,824.94
India	ASIAN HOTELS (NORTH) LIMITED	Travel, food and lodging	49,521.71
India	ASSOCIATION FOR PREVENTION AND CONTROL C	Healthcare services	105,578.72
India	ATTITUDE EVENTS PVT. LTD.	Travel, food and lodging	44,790.18
India	B.J. MEDICAL COLLEGE	Healthcare services	129,605.35
India	BHARAT SERUMS AND VACCINES LTD.	Pharmaceuticals, contraceptives, vaccines	35,000.00
India	BHARTI AIRTEL SERVICES LIMITED	Engineering and research services	150,302.19
India	BRAWN GLOBUS TURNKEY SOLUTIONS PRIVATE L	Engineering and research services	1,720,084.17
India	BSES YAMUNA POWER LIMITED	Engineering and research services	441,743.37
India	CARAT MEDIA SERVICES INDIA PVT. LTD.	Healthcare services	41,673.11
India	CBRE SOUTH ASIA PVT. LTD.	Engineering and research services	229,958.49
India	CBRE SOUTH ASIA PVT. LTD.	Healthcare services	81,420.15
India	CENTER FOR PUBLIC HEALTH KINETICS	Healthcare services	828,233.00
India	CENTRAL BUREAU OF HEALTH INTELLIGENCE (CBI	Healthcare services	137,719.34
India	CHEMBIO LIFESCIENCES	Laboratory and testing equipment	153,866.00
India	CHRISTIAN MEDICAL COLLEGE VELLORE ASSOCIAT	Healthcare services	43,841.39
India	CIPLA LTD.	Pharmaceuticals, contraceptives, vaccines	886,900.00
India	CJ INTERNATIONAL HOTELS LTD.	Travel, food and lodging	31,755.70
India	CLARIS OTSUKA PRIVATE LIMITED	Medical equipment	36,860.00
India	CLARIS OTSUKA PRIVATE LIMITED	Pharmaceuticals, contraceptives, vaccines	133,380.00
India	CLINICAL DEVELOPMENT SERVICES AGENCY	Healthcare services	280,074.58
India	CMS IT SERVICES PRIVATE LIMITED	Engineering and research services	41,816.95
India	COMFORT NET TRADERS (INDIA) PVT LTD	Office equipment	90,984.00
India	COMMUNITY EMPOWERMENT LAB	Healthcare services	821,503.00
India	COMPAREX INDIA PRIVATE LTD	IT and communications equipment	248,002.00
India	CORPORATE HOUSEKEEPING SERVICES (INDIA) PV	Building and maintenance services	44,431.61
India	CORPORATE HOUSEKEEPING SERVICES (INDIA) PV	Engineering and research services	139,928.09
India	COX AND KINGS LTD.	Travel, food and lodging	70,212.70
India	DEEPAK CARE LIMITED	Laboratory and testing equipment	101,042.00
India	DEEPAK CARE LIMITED	Medical equipment	600,021.00
India	DELHI JAL BOARD	Engineering and research services	102,686.75
India	DELHI LAWN TENNIS ASSOCIATION	Engineering and research services	301,828.69
India	DELL INTERNATIONAL SERVICES INDIA PVT LTD	IT and communications equipment	100,985.00
India	DELOITTE TOUCHE TOHMATSU INDIA LLP	Healthcare services	100,639.80
India	DEVINE MEDITECH	Medical equipment	134,428.00
India	DHL EXPRESS (INDIA) PRIVATE LIMITED	Transportation, storage, mail services	89,665.23
India	DIRECTOR, ENTEROVIRUS RESEARCH CENTRE	Healthcare services	133,014.77
India	ENABLING DIMENSIONS (I) PRIVATE LIMITED	Healthcare services	90,000.00
India	ENABLING DIMENSIONS (I) PRIVATE LIMITED	Public sector related services	38,628.00
India	ERNST AND YOUNG LLP	Healthcare services	40,729.46
India	EZILT LIFESCIENCES	Laboratory and testing equipment	200,472.00
India	F1 INFOTECH PVT LIMITED	Healthcare services	45,720.28
India	FORTUNE MEDICAL SYSTEMS PVT. LTD.	Laboratory and testing equipment	67,747.00
India	FRESENIUS KABI ONCOLOGY LIMITED	Pharmaceuticals, contraceptives, vaccines	68,000.00
India	G4S SECURE SOLUTIONS (INDIA) PVT. LTD	Building and maintenance services	307,694.08
India	G4S SECURE SOLUTIONS (INDIA) PVT. LTD	Engineering and research services	234,870.58
India	GALENTIC PHARMA (INDIA) PVT. LTD.	Pharmaceuticals, contraceptives, vaccines	465,636.00
India	GLOBAL INSTITUTE OF PUBLIC HEALTH	Healthcare services	97,180.00
India	GLOBAL TRADING ENTERPRISES	Laboratory and testing equipment	50,374.00
India	GLOBAL TRADING ENTERPRISES	Medical equipment	1,003,220.00
India	GO PRINT	Office equipment	41,582.00
India	HAFFKINE BIO-PHARMACEUTICAL CORPORATION	Pharmaceuticals, contraceptives, vaccines	40,000.00
India	HBS SYSTEMS PRIVATE LIMITED	IT and communications equipment	38,592.00
India	HIND PHARMA	Laboratory and testing equipment	40,000.00
India	HOSPITAL EQUIPMENT MANUFACTURING COMPA	Medical equipment	338,061.00
India	HOTEL PATLIPUTRA CONTINENTAL LLP	Travel, food and lodging	47,309.25
India	HYATT REGENCY CHANDIGARH UNIT OF CSJ INFRA	Travel, food and lodging	110,801.31
India	I-TECH MISSION PRIVATE LIMITED	Healthcare services	30,503.49
India	ICOMP SOLUTIONS PRIVATE LIMITED	IT and communications equipment	34,097.00
India	IIHMR UNIVERSITY	Healthcare services	45,915.06
India	ILIFE MEDICAL DEVICES PVT LTD	Medical equipment	71,040.00
India	IMS HEALTH INFORMATION AND CONSULTING SE	Healthcare services	133,528.81
India	INCLEN (INTERNATIONAL CLINICAL EPIDEMIOLOG	Healthcare services	33,279.00
India	INDECOMM GLOBAL SERVICES (INDIA) PVT LTD	Healthcare services	175,070.00
India	INDIAN INSTITUTE FOR HUMAN SETTLEMENTS	Healthcare services	67,630.00
India	INDIAN INSTITUTE OF HEALTH MANAGEMENT RES	Healthcare services	42,003.64
India	INDIAN LAW SOCIETY (ILS)	Healthcare services	97,380.00
India	INFINITI POWER PRIVATE LIMITED	Medical equipment	287,151.00
India	INSTITUTE OF DEVELOPMENT STUDIES KOLKATA	Healthcare services	65,771.04
India	INSTITUTE OF SEROLOGY	Healthcare services	140,162.79
India	INTERNATIONAL INSTITUTE FOR POPULATION SCI	Healthcare services	604,014.34
India	IPE GLOBAL LIMITED	Healthcare services	7,656,648.39
India	JAKSON LIMITED	Office equipment	143,034.00
India	JESAI HEALTHCARE (INDIA) PVT. LTD.	Motor vehicles and parts	1,159,794.00
India	KEM HOSPITAL RESEARCH CENTRE	Healthcare services	47,373.34
India	KING GEORGES MEDICAL UNIVERSITY	Healthcare services	289,986.00
India	KING INSTITUTE OF PREVENTIVE MEDICINE & RESI	Healthcare services	115,977.71
India	KORES (INDIA) LIMITED	Laboratory and testing equipment	382,800.00
India	KPMG ADVISORY SERVICES PRIVATE LIMITED	Healthcare services	64,318.85
India	LAWXY E-VENTURES PRIVATE LIMITED	Healthcare services	32,268.12
India	LEPRA SOCIETY	Healthcare services	39,707.02
India	MACLEODS PHARMACEUTICAL LTD.	Pharmaceuticals, contraceptives, vaccines	316,288.00

Location of supplier	Supplier name	Category description	Value (USD)
WHO continued			
India	MANOJ KUMAR	Building and maintenance services	37,869.93
India	MEDOPHARM	Pharmaceuticals, contraceptives, vaccines	182,517.00
India	ML INFOMAP PVT LTD	IT and communications equipment	46,291.00
India	NARANG MEDICAL LTD	Medical equipment	83,713.00
India	NATIONAL CENTRE FOR DISEASE CONTROL (FORM	Healthcare services	102,525.27
India	NATIONAL HEALTH MISSION, GOVERNMENT OF H	Healthcare services	72,326.62
India	NATIONAL INSTITUTE FOR RESEARCH IN TRIBAL H	Healthcare services	118,211.92
India	NATIONAL INSTITUTE OF EPIDEMIOLOGY (ICMR)	Public sector related services	52,163.82
India	NATIONAL INSTITUTE OF VIROLOGY	Healthcare services	50,662.51
India	NIELSEN (INDIA) PRIVATE LIMITED	Healthcare services	54,505.85
India	NIKHIL OFFSET	Office equipment	100,086.00
India	NPR ENTERPRISES	Healthcare services	64,083.89
India	OTSUKA PHARMACEUTICALS INDIA PRIVATE LIMIT	Pharmaceuticals, contraceptives, vaccines	35,959.00
India	OXFORD POLICY MANAGEMENT LTD	Healthcare services	37,832.41
India	PARAMARSH INFORMATICS PVT LTD	Healthcare services	41,545.00
India	PARSVNATH ESTATE DEVELOPERS PVT. LTD.	Engineering and research services	485,950.66
India	POSTGRADUATE INSTITUTE OF MEDICAL EDUCATI	Healthcare services	255,676.56
India	PRINCIPAL, J.N. MEDICAL COLLEGE, BELGAUM (JAV	Healthcare services	444,998.00
India	PROACTIVE DATA SYSTEMS PVT. LTD.	Engineering and research services	43,427.31
India	PROACTIVE DATA SYSTEMS PVT. LTD.	IT and communications equipment	136,413.00
India	PUBLIC HEALTH FOUNDATION OF INDIA	Healthcare services	186,288.41
India	Q3 INFOTECH PRIVATE LIMITED	Healthcare services	47,344.58
India	RADISSON BLU HOTEL GUWAHATI	Travel, food and lodging	42,852.23
India	RADISSON BLU HOTEL NAGPUR	Financial and insurance services	32,501.94
India	RADISSON HOTEL, VARANASI	Financial and insurance services	46,529.82
India	RAJENDRA MEMORIAL RESEARCH INSTITUTE OF M	Healthcare services	35,000.00
India	RAYUDU LABORATORIES LTD.	Laboratory and testing equipment	428,656.00
India	REDINGTON (INDIA) LIMITED	Office equipment	81,186.00
India	RIELLO POWER INDIA PRIVATE LIMITED	Office equipment	44,776.00
India	RITVEYRAAJ CARGO SHIPPING CONTAINERS	Office equipment	52,274.00
India	SANJAY GANDHI POST GRADUATE INSTITUTE OF M	Healthcare services	70,303.97
India	SERUM INSTITUTE OF INDIA PVT. LTD.	Pharmaceuticals, contraceptives, vaccines	126,449.00
India	SHOBIKAA IMPEX PRIVATE LIMITED	Sports and recreational equipment	136,500.00
India	SIRMAXO CHEMICALS PVT. LTD.	Pharmaceuticals, contraceptives, vaccines	107,500.00
India	SJH-BIRTH DEFECTS	Healthcare services	35,087.20
India	SOCIETY FOR APPLIED STUDIES	Healthcare services	752,462.00
India	SOCIETY FOR HEALTH INFORMATION SYSTEMS PR	Engineering and research services	39,720.00
India	SOFTCELL TECHNOLOGIES LIMITED	IT and communications equipment	69,211.00
India	SOLUTION ONE	Laboratory and testing equipment	143,788.00
India	SPSS SOUTH ASIA PRIVATE LIMITED	IT and communications equipment	66,924.00
India	STRIDES SHASUN LIMITED	Pharmaceuticals, contraceptives, vaccines	55,771.00
India	SUNAIR HOTELS LIMITED	Engineering and research services	260,389.71
India	SWBI ARCHITECTS PRIVATE LIMITED	Healthcare services	44,972.72
India	TAJ PALACE HOTEL	Travel, food and lodging	39,103.35
India	TATA INTERACTIVE SYSTEMS	Healthcare services	122,310.00
India	TEAM COMPUTERS PVT LTD	IT and communications equipment	51,483.00
India	THE LALIT NEW DELHI	Healthcare services	33,979.55
India	THE TAJ MAHAL HOTEL	Travel, food and lodging	146,302.15
India	THOUGHTWORKS TECHNOLOGIES (INDIA)PVT.LTD	Healthcare services	155,160.00
India	TNT INDIA PRIVATE LIMITED	Transportation, storage, mail services	98,660.38
India	TOUGHEES TELECOM	IT and communications equipment	90,896.00
India	TRIDENT GURGAON	Travel, food and lodging	71,395.53
India	UNDP REPRESENTATIVE RUPEE A/C	Healthcare services	30,115.97
India	UNICORN INFOSOLUTIONS PVT LTD	IT and communications equipment	34,233.00
India	UNISON HOTELS PRIVATE LIMITED	Travel, food and lodging	67,048.46
India	UTTAM TOYOTA (AUNIT OF THE STANDARD TYPE I	Motor vehicles and parts	78,098.00
India	VINS BIOPRODUCTS LTD	Pharmaceuticals, contraceptives, vaccines	48,750.00
India	XEROX INDIA LIMITED	Engineering and research services	35,837.17
Indonesia	BERKAT PRINTING	Office equipment	32,463.00
Indonesia	CENTER FOR HEALTH POLICY AND MANAGEMENT	Healthcare services	114,999.93
Indonesia	JIHD HOTEL BOROBUDUR I	Healthcare services	80,032.97
Indonesia	LEMBAGA EIJKMAN	Healthcare services	120,172.98
Indonesia	PT G4S SECURITY SERVICES	Building and maintenance services	33,604.77
Indonesia	PT GAIASCIENCE INDONESIA	Medical equipment	45,421.00
Indonesia	PT GLOBAL TITIAN GEMILANG	Healthcare services	108,666.58
Indonesia	PT GRAHA WAHANA NUSANTARA	Politics and civic affairs services	40,776.49
Indonesia	PT PACTOCONVEX NIAGATAMA	Healthcare services	49,565.92
Indonesia	PT. BAYU BUANA TBK	Healthcare services	38,150.21
Indonesia	PT. WAHANA REKAKARYA	Healthcare services	30,799.79
Iraq	NAME WITHHELD FOR SECURITY REASONS	Building and maintenance services	354,950.00
Iraq	NAME WITHHELD FOR SECURITY REASONS	Engineering and research services	526,968.97
Iraq	NAME WITHHELD FOR SECURITY REASONS	Healthcare services	8,978,523.66
Iraq	NAME WITHHELD FOR SECURITY REASONS	IT and communications equipment	30,000.00
Iraq	NAME WITHHELD FOR SECURITY REASONS	Laboratory and testing equipment	188,392.00
Iraq	NAME WITHHELD FOR SECURITY REASONS	Medical equipment	7,412,660.00
Iraq	NAME WITHHELD FOR SECURITY REASONS	Motor vehicles and parts	128,700.00
Iraq	NAME WITHHELD FOR SECURITY REASONS	Office equipment	404,116.03
Iraq	NAME WITHHELD FOR SECURITY REASONS	Pharmaceuticals, contraceptives, vaccines	255,650.00
Iraq	NAME WITHHELD FOR SECURITY REASONS	Transportation, storage, mail services	937,311.00
Ireland	CONFERENCE PARTNERS INTERNATIONAL	Healthcare services	290,360.05
Ireland	E-SEARCH DAC T/A POPPULO	Management and admin services	35,515.00
Ireland	INTUITION PUBLISHING LTD	Healthcare services	62,830.15
Ireland	LINKEDIN IRELAND UNLIMITED COMPANY	Healthcare services	110,000.00
Ireland	MEDENTECH LTD.	Laboratory and testing equipment	38,991.00

Location of supplier	Supplier name	Category description	Value (USD)
WHO continued			
Ireland	MICROSOFT IRELAND OPERATONS LTD	Engineering and research services	1,117,119.07
Ireland	TABLEAU INTERNATIONAL, UNLIMITED COMPANY	Editorial, design, graphic services	72,016.00
Ireland	TABLEAU INTERNATIONAL, UNLIMITED COMPANY	Engineering and research services	30,000.00
Israel	JACKYLINE LOGISTICS	Transportation, storage, mail services	46,780.00
Israel	JULIE PUDLOWSKI CONSULTING	Editorial, design, graphic services	78,700.00
Israel	MOSACH YEHEZKEL OBANAV (2000) LTD	Motor vehicles and parts	60,242.00
Israel	S.A.HUSSEINI HOLDINGS CO. LTD.	Engineering and research services	55,000.00
Italy	BLOSSOM S.N.C. DI GIACOMO FRIGERIO & C.	Healthcare services	32,000.00
Italy	COELMO SPA	Motor vehicles and parts	134,967.00
Italy	DIASORIN SPA	Laboratory and testing equipment	44,423.00
Italy	ERGA SRL	Travel, food and lodging	122,027.57
Italy	FAO TRUST FUND	Healthcare services	65,000.00
Italy	FONDAZIONE PENTA ONLUS	Healthcare services	94,500.01
Italy	FOOD AND AGRICULTURE ORGANIZATION	Healthcare services	1,774,905.00
Italy	G.F.S.P.A.	Healthcare services	32,705.88
Italy	MARALTRO SRLS	Editorial, design, graphic services	42,500.00
Italy	NBCSYSTEM S.R.L.	Laboratory and testing equipment	280,450.00
Italy	OSPEDALE PEDIATRICO BAMBINO GESU	Healthcare services	96,000.00
Italy	POMILIO BLUMM SRL	Travel, food and lodging	455,922.21
Italy	SAN SERVOLO SERVIZI SRL	Financial and insurance services	90,715.05
Italy	UNITED NATIONS SYSTEM STAFF COLLEGE (UNSS(	Management and admin services	631,100.00
Italy	WORLD FOOD PROGRAMME	Financial and insurance services	132,630.69
Italy	WORLD FOOD PROGRAMME	Healthcare services	9,712,974.44
Italy	WORLD FOOD PROGRAMME	Motor vehicles and parts	90,262.00
Italy	WORLD FOOD PROGRAMME	Transportation, storage, mail services	336,449.69
Japan	CONGRESS CORPORATION	Healthcare services	181,093.29
Japan	HILTON TOKYO ODAIBA	Travel, food and lodging	87,171.35
Japan	HOKKAIDO UNIVERSITY RESEARCH CENTER FOR Z(	Healthcare services	45,000.00
Japan	IDIOLINK INC.	Travel, food and lodging	330,500.52
Japan	J. GERBER & CO., (JAPAN) LTD.	Motor vehicles and parts	568,073.00
Japan	JICWELS	Travel, food and lodging	63,480.18
Japan	JTB COMMUNICATION DESIGN, INC.	Travel, food and lodging	55,926.91
Japan	KOBE TOYOPET CO. LTD	Motor vehicles and parts	38,099.00
Japan	KOBE UNIVERSITY	Healthcare services	175,760.65
Japan	NATIONAL CENTER FOR GERIATRICS AND GERONT	Healthcare services	62,948.56
Japan	NIPPON TRAVEL AGENCY CO., LTD.	Healthcare services	31,163.51
Japan	PUBLIC UNIVERSITY CORPORATION OF THE UNIVE	Healthcare services	84,054.90
Japan	THE NEW OTANI CO., LTD.	Travel, food and lodging	42,776.94
Japan	TOYOTA MOTOR CORPORATION	Motor vehicles and parts	3,078,402.00
Japan	UNIVERSITY OF OCCUPATIONAL AND ENVIRONME	Healthcare services	99,771.75
Jordan	AL-FAIHA FOR LABORATORIES & SCIENTIFIC SUPPI	Laboratory and testing equipment	85,000.00
Jordan	AL-OULA EVENTS AND CONFERENCE SERVICES	Travel, food and lodging	42,338.35
Jordan	ALMOTAKAMLEH FOR SPECIALIZED ASSEMBLY & S	IT and communications equipment	295,000.00
Jordan	ALMOTAKAMLEH FOR SPECIALIZED ASSEMBLY & S	Motor vehicles and parts	1,775,100.00
Jordan	AMMAN MARRIOTT HOTEL JORDAN	Travel, food and lodging	62,530.23
Jordan	BAYER SAS, DIVISION CROP SCIENCE, ENVIRONME	Live plant and animal material	853,248.00
Jordan	EASTERN INTERNATIONAL CLEARANCE & TRANSP(	Transportation, storage, mail services	49,061.97
Jordan	HANADINA LALTASWEQ ALELECTRONI	Travel, food and lodging	96,717.11
Jordan	HAWRAS PROJECTS AND INTERNATIONAL TRADIN	Pharmaceuticals, contraceptives, vaccines	51,746.00
Jordan	JORDAN ELECTRIC POWER COMPANY [JEPCO]	Engineering and research services	33,898.31
Jordan	JORDAN ELECTRIC POWER COMPANY [JEPCO]	Healthcare services	50,000.00
Jordan	JORDAN ENGINEERING SYSTEMS (JES)	IT and communications equipment	31,734.00
Jordan	JORDAN MOBILE TELEPHONE SERVICES ZAIN CO.	Healthcare services	48,408.45
Jordan	KASOTC FOR SPECIAL OPERATIONS TRAINING CO.	Financial and insurance services	35,901.79
Jordan	KEMPINSKI HOTEL	Travel, food and lodging	45,699.72
Jordan	LANDMARK AMMAN HOTEL	Travel, food and lodging	35,050.85
Jordan	MARMARA FOR SCIENTIFIC & ENGINEERING SUPP	Medical equipment	31,445.00
Jordan	MASOUD EST FOR MEDICAL & SCIENTIFIC SUPPLIE	Laboratory and testing equipment	166,667.00
Jordan	MASOUD EST FOR MEDICAL & SCIENTIFIC SUPPLIE	Medical equipment	157,486.00
Jordan	MESSRS.,CENTRAL,TRADE,AND,AUTO,CO.,(TOYOT/	Motor vehicles and parts	44,492.00
Jordan	NAEL AL ATTIA CONTRACTING EST. (NACE)	Office equipment	75,254.00
Jordan	PETRA JORDANIAN TELECOMMUNICATIONS	Financial and insurance services	44,211.67
Jordan	SHARK FOR SECURITY & ARMED PROTECTION CO.	Building and maintenance services	61,045.20
Jordan	SPECIALIZED TECHNICAL SERVICES - STS	IT and communications equipment	72,015.00
Jordan	UNITED NATIONS ASSISTANCE MISSION FOR IRAQ	Healthcare services	264,527.00
Jordan	UNITED NATIONS ASSISTANCE MISSION FOR IRAQ	Transportation, storage, mail services	247,500.00
Jordan	UNOPS	Building and maintenance services	30,799.40
Jordan	UNOPS	Healthcare services	137,674.00
Jordan	UNOPS	Management and admin services	1,581,915.00
Kazakhstan	AUTOKAPITAL	Motor vehicles and parts	55,749.00
Kazakhstan	TRANSSERVIS LLP	Engineering and research services	43,635.04
Kazakhstan	TRANSSERVIS LLP	Healthcare services	43,336.34
Kenya	NAME WITHHELD FOR SECURITY REASONS	Building and maintenance services	758,698.82
Kenya	NAME WITHHELD FOR SECURITY REASONS	Engineering and research services	174,438.23
Kenya	NAME WITHHELD FOR SECURITY REASONS	Healthcare services	5,282,091.75
Kenya	NAME WITHHELD FOR SECURITY REASONS	IT and communications equipment	296,261.00
Kenya	NAME WITHHELD FOR SECURITY REASONS	Laboratory and testing equipment	34,008.00
Kenya	NAME WITHHELD FOR SECURITY REASONS	Management and admin services	35,543.00
Kenya	NAME WITHHELD FOR SECURITY REASONS	Medical equipment	271,105.00
Kenya	NAME WITHHELD FOR SECURITY REASONS	Motor vehicles and parts	120,914.00
Kenya	NAME WITHHELD FOR SECURITY REASONS	Pharmaceuticals, contraceptives, vaccines	40,084.00
Kenya	NAME WITHHELD FOR SECURITY REASONS	Transportation, storage, mail services	34,458.26
Kenya	NAME WITHHELD FOR SECURITY REASONS	Travel, food and lodging	31,565.18
Kuwait	UNITED NATIONS ASSISTANCE MISSION IN AFGHA	Healthcare services	884,784.52

Location of supplier	Supplier name	Category description	Value (USD)
WHO continued			
Kyrgyzstan	LLC "PEREKRESTOK" AUTOCENTER	Motor vehicles and parts	62,704.00
Kyrgyzstan	RESORT CENTER RADUGA PLUS LTD	Travel, food and lodging	48,783.21
Lao People's Democratic Republic	PHONESAVANH VEHICLE RENTAL & TRAVEL CO.,LT	Healthcare services	36,100.01
Lao People's Democratic Republic	TOYOTA LAOTHANI CO., LTD	Motor vehicles and parts	33,000.00
Latvia	RADISSON BLU LATVIJA CONFERENCE & SPA HOTE	Travel, food and lodging	31,958.51
Lebanon	AMERICAN UNIVERSITY OF BEIRUT	Healthcare services	180,000.00
Lebanon	BEYOND ASSOCIATION	Healthcare services	401,760.00
Lebanon	BOUSTANY UNITED MACHINERIES CO. SAL	Engineering and research services	50,640.00
Lebanon	CITG-CONTINENTAL INFORMATION AND TELECOM	IT and communications equipment	43,881.00
Lebanon	CONNECTING RESEARCH TO DEVELOPMENT (CRD	Healthcare services	38,000.00
Lebanon	LABOSER (S.A.L.)	Healthcare services	36,000.00
Lebanon	LEBANESE UNIVERSITY	Healthcare services	93,503.68
Lebanon	MEDAIR	Healthcare services	45,000.00
Lebanon	MEGA PREFAB SAL	Healthcare services	180,000.00
Lebanon	MOEVENPICK	Healthcare services	70,300.75
Lebanon	OMNILAB S.A.L.	Laboratory and testing equipment	40,778.00
Lebanon	PROFESSIONAL PRINTING SOLUTIONS	Healthcare services	36,110.00
Lebanon	S.I.S SAL	Laboratory and testing equipment	159,559.00
Lebanon	TREELOGIC COMMODORE COPY CENTER	Healthcare services	39,250.00
Lebanon	TREELOGIC COMMODORE COPY CENTER	Office equipment	47,295.00
Lebanon	TREELOGIC SARL	Healthcare services	35,800.00
Lebanon	UNITED NATIONS DEVELOPMENT PROGRAMME (U	Healthcare services	31,230.66
Lesotho	UNITED NATIONS DEVELOPMENT PROGRAMME (U	Healthcare services	98,641.17
Liberia	AFRIQUE CONSTRUCTION & MAINTENANCE COMI	Healthcare services	660,000.00
Liberia	GBK MOTORS INC	Healthcare services	35,589.00
Liberia	LIBERIA PETROLEUM DISTRIBUTION COMPANY	Healthcare services	76,397.04
Liberia	MATHIES & YAHMIA ENTERPRISE	Healthcare services	47,555.00
Liberia	MTC GARAGE	Healthcare services	53,488.50
Liberia	MUTUAL BENEFITS ASSURANCE COMPANY	Healthcare services	78,285.85
Liberia	PROFESSIONAL MAINTENANCE CONTRACTORS, IN	Healthcare services	267,585.00
Liberia	SECURITY EXPERT GUARD AGENCY OF LIBERIA	Healthcare services	268,868.00
Liberia	SNELLVILLE CONSTRUCTION SERVICES, INC	Healthcare services	49,995.00
Liberia	SOLON TRANSPORTATION (LIBERIA) LIMITED	Healthcare services	221,106.00
Liberia	UNITED NATIONS DEVELOPMENT PROGRAMME (U	Healthcare services	142,626.33
Liberia	YANKAI SERVICES INCORPORATED	Healthcare services	77,975.00
Libya	NAME WITHHELD FOR SECURITY REASONS	Healthcare services	40,955.63
Luxembourg	IMPRIMERIE CENTRALE	Office equipment	130,056.00
Luxembourg	LIH - LUXEMBOURG INSTITUTE OF HEALTH	Healthcare services	32,500.00
Madagascar	AGENCE GÉNÉRALE RAKOTOARISON	Transportation, storage, mail services	38,092.02
Madagascar	AIRTEL	Engineering and research services	31,693.12
Madagascar	AURIGA SARL	IT and communications equipment	35,019.00
Madagascar	DHL	Transportation, storage, mail services	90,001.49
Madagascar	ETABLISSEMENT MEVAEVA/EVAJOB	Editorial, design, graphic services	46,205.95
Madagascar	GLOBAL TECHNOLOGIES S.A	IT and communications equipment	78,023.00
Madagascar	GLOBAL TECHNOLOGIES S.A	Office equipment	63,480.00
Madagascar	INSTITUT PASTEUR DE MADAGASCAR	Healthcare services	196,039.59
Madagascar	TOKY TOURS	Transportation, storage, mail services	51,083.29
Madagascar	TRANSLAFATRA	Transportation, storage, mail services	58,724.15
Madagascar	UNDP	Healthcare services	85,730.35
Madagascar	WELL.COM	Editorial, design, graphic services	37,191.01
Malawi	DESIGN PRINTERS	Politics and civic affairs services	35,714.29
Malawi	DIGNITAS INTERNATIONAL	Healthcare services	50,000.00
Malawi	PRIME HEALTH CONSULTING & SERVICES	Politics and civic affairs services	70,466.78
Malawi	UNIVERSITY OF MALAWI COLLEGE OF MEDICINE	Healthcare services	325,329.00
Malaysia	CELCOM MOBILE SDN BHD	Politics and civic affairs services	39,230.00
Malaysia	DELL GLOBAL BUSINESS CENTER SDN BHD	IT and communications equipment	133,509.00
Malaysia	FISHER SCIENTIFIC (M) SDN BHD	Laboratory and testing equipment	208,618.00
Malaysia	FUJI XEROX ASIA PACIFIC PTE LTD	Public sector related services	69,542.73
Malaysia	GAGASAN SENTRAL SDN BHD	Building and maintenance services	181,606.67
Malaysia	HRCONTRACT FIRST PLT	Healthcare services	148,841.43
Malaysia	HRCONTRACT FIRST PLT	Management and admin services	55,444.81
Malaysia	MONASH UNIVERSITY MALAYSIA SDN BHD	Healthcare services	37,500.00
Malaysia	NCS GLOBAL TECHNOLOGY SDN. BHD.	Engineering and research services	39,464.81
Malaysia	PAKATAN LEGA SDN BHD	Engineering and research services	90,362.63
Malaysia	POLYSCIENTIFIC ENTERPRISE SDN BHD	Security and safety equipment	53,892.00
Malaysia	PRISMA TULIN SDN BHD	Travel, food and lodging	30,000.00
Malaysia	RANDSTAD SOURCERIGHT SDN BHD	Engineering and research services	225,105.37
Malaysia	RANDSTAD SOURCERIGHT SDN BHD	Healthcare services	307,114.00
Malaysia	TECHNO SOFTWARES INTEGR SDN BHD	Healthcare services	38,405.80
Malaysia	UNIVERSITI SAINS MALAYSIA	Live plant and animal material	99,993.00
Maldives	ODISONS PVT LTD	Healthcare services	36,215.29
Maldives	PARADISE HOLIDAYS PVT LTD	Engineering and research services	175,000.00
Maldives	THINK ASSOCIATES PVT LTD	Engineering and research services	99,424.10
Maldives	TRIPLE X.L MALDIVES PRIVATE LIMITED	Healthcare services	41,500.00
Mali	NAME WITHHELD FOR SECURITY REASONS	Financial and insurance services	36,655.68
Mali	NAME WITHHELD FOR SECURITY REASONS	Healthcare services	550,421.63
Mali	NAME WITHHELD FOR SECURITY REASONS	IT and communications equipment	77,383.00
Malta	BLUE-INFINITY	Healthcare services	222,692.00
Malta	TRAINING IN AID LTD	Healthcare services	92,240.00
Mauritania	ATLAS MEDICAL	Office equipment	74,420.00
Mauritania	COMPAGNIE MAURITANIENNE DE DISTRIBUTION ,	Motor vehicles and parts	575,225.00
Mauritius	BIOCOM LTD	Pharmaceuticals, contraceptives, vaccines	37,050.00
Mauritius	LE MERIDIEN ILE MAURICE	Building and maintenance services	30,028.06
Mexico	INSTITUTO NACIONAL DE SALUD PUBLICA	Healthcare services	422,740.00

Location of supplier	Supplier name	Category description	Value (USD)
WHO continued			
Mexico	UNIVERSIDAD AUTONOMA DE YUCATAN - CENTRC	Healthcare services	48,000.00
Mongolia	LIFETRONIK LLC	Laboratory and testing equipment	49,330.00
Mongolia	MEDIMPEX INTERNATIONAL CO.,LTD	Laboratory and testing equipment	46,440.00
Montenegro	MARCO POLO TRAVEL AGENCY DOO	Travel, food and lodging	119,070.75
Morocco	CENTRE NATIONAL DE L'ENERGIE, DES SIENCES ET	Healthcare services	37,173.54
Morocco	CLAIRE VISION CONSULTING SARL	Healthcare services	56,799.69
Morocco	EMIROTEL SA SOFITEL RABAT JARDIN DES ROSES	Healthcare services	57,901.83
Morocco	HOTEL FARAH RABAT	Management and admin services	30,938.37
Morocco	MABIOTECH	Laboratory and testing equipment	68,243.00
Morocco	TOYOTA DU MAROC	Motor vehicles and parts	48,033.00
Mozambique	BIHOMEQ, LDA	Laboratory and testing equipment	81,252.00
Mozambique	MAPUTO AFECC GLORIA HOTEL	Healthcare services	35,096.97
Mozambique	OKANGA REPRESENTACOES, LDA	Laboratory and testing equipment	71,490.00
Mozambique	RADISSON BLU HOTEL, MAPUTO	Healthcare services	72,339.50
Myanmar	ACCESS SPECTRUM COMPUTER SALES & TECHNIC	Engineering and research services	43,431.35
Myanmar	ACCESS SPECTRUM COMPUTER SALES & TECHNIC	IT and communications equipment	96,367.00
Myanmar	ASIA PAPER & PRINTING CO. LTD.	Office equipment	245,103.00
Myanmar	AUNG SAY COMPANY LIMITED	Office equipment	34,982.00
Myanmar	DEPARTMENT OF MEDICAL RESEARCH (UPPER MY	Healthcare services	48,970.59
Myanmar	GOLDEN BELL PHARMACY	Medical equipment	87,550.00
Myanmar	HOTEL GOLDEN LAND	Healthcare services	113,010.98
Myanmar	K.T.A LEATHER BAGS MAKER	Office equipment	52,841.00
Myanmar	MULTI COLOR OFFSET	Office equipment	33,672.00
Myanmar	MYANMAR HEALTH ASSISTANT ASSOCIATION	Healthcare services	49,352.00
Myanmar	MYANMAR PROMOTIONAL SERVICES CO., LTD.	Healthcare services	37,011.76
Myanmar	SUMMER BREEZE TRADING CO., LTD.	Office equipment	33,866.00
Myanmar	THE WORLD WIDE MOVING SERVICES CO. LTD. (W	Healthcare services	78,066.42
Myanmar	TRUST OO CO., LTD.	Medical equipment	38,297.00
Namibia	UNITED NATIONS DEVELOPMENT PROGRAMME (U	Healthcare services	37,615.00
Nepal	CENTER FOR MOLECULAR DYNAMICS NEPAL	Healthcare services	108,510.13
Nepal	PUBLIC HEALTH AND INFECTIOUS DISEASE RESEA	Healthcare services	50,000.00
Nepal	TERRAIN NEPAL TRAVELS AND TOURS PVT. LTD.	Transportation, storage, mail services	193,414.40
Nepal	TRANSCULTURAL PSYCHOSOCIAL ORGANIZATION	Healthcare services	108,839.00
Nepal	UNDP ELECTRONIC	Healthcare services	186,876.00
Netherlands	ACT-FOR-PERFORMANCE B.V.	Healthcare services	193,403.00
Netherlands	AMSTELFARMA B.V.	Pharmaceuticals, contraceptives, vaccines	141,252.00
Netherlands	ANTARES FOUNDATION	Healthcare services	42,649.76
Netherlands	CWT GLOBAL B.V.-SOLUTIONS	Healthcare services	54,748.00
Netherlands	DATOS B.V.	Healthcare services	83,192.01
Netherlands	DUTCH HEALTH BV	Motor vehicles and parts	32,027.00
Netherlands	ERASMUS MC ROTTERDAM	Healthcare services	40,893.00
Netherlands	I.D.A. FOUNDATION	Medical equipment	6,127,730.00
Netherlands	I.D.A. FOUNDATION	Pharmaceuticals, contraceptives, vaccines	47,515.00
Netherlands	I+SOLUTIONS	Healthcare services	80,246.01
Netherlands	IDA FOUNDATION	Medical equipment	1,028,785.00
Netherlands	IDA FOUNDATION	Pharmaceuticals, contraceptives, vaccines	2,034,008.00
Netherlands	IMRES B.V.	Laboratory and testing equipment	33,967.00
Netherlands	IMRES B.V.	Medical equipment	6,148,011.00
Netherlands	IMRES B.V.	Pharmaceuticals, contraceptives, vaccines	494,778.00
Netherlands	INTRAVACC INSTITUTE FOR TRANSLATIONAL VACC	Healthcare services	2,770,902.16
Netherlands	KONINKLIJK INSTITUUT VOOR DE TROPEN (KIT)	Management and admin services	39,633.00
Netherlands	KWR WATERCYCLE RESEARCH INSTITUTE	Healthcare services	193,117.19
Netherlands	MARLINK B.V.	Healthcare services	30,000.00
Netherlands	MEDICAL EXPORT GROUP	Laboratory and testing equipment	75,908.00
Netherlands	MEDICAL EXPORT GROUP	Medical equipment	23,601,336.00
Netherlands	MEDICAL EXPORT GROUP	Pharmaceuticals, contraceptives, vaccines	1,021,964.00
Netherlands	PHILIPS MEDICAL SYSTEMS NEDERLAND B.V	Medical equipment	304,990.00
Netherlands	RADBOUD UNIVERSITY NIJMEGEN MEDICAL CENTI	Healthcare services	113,279.19
Netherlands	SANTPOORT PROJECT SUPPLIES BV	Motor vehicles and parts	163,750.00
Netherlands	SERVICENOW NEDERLANDS B.V.	Healthcare services	302,556.00
Netherlands	SERVICENOW NEDERLANDS B.V.	IT and communications equipment	310,200.00
Netherlands	TECHNOPOLIS B.V.	Healthcare services	45,859.87
Netherlands	THNK INNOVATION B.V	Healthcare services	65,544.00
Netherlands	TRANSMISSIBLE	Healthcare services	44,823.91
Netherlands	WEBEX COMMUNICATIONS BV	Engineering and research services	130,000.00
New Zealand	ASCHOPP CONSULTING	Healthcare services	57,600.00
New Zealand	UNIVERSITY OF OTAGO	Healthcare services	48,447.00
Niger	NAME WITHHELD FOR SECURITY REASONS	Building and maintenance services	30,391.00
Niger	NAME WITHHELD FOR SECURITY REASONS	Engineering and research services	262,053.84
Niger	NAME WITHHELD FOR SECURITY REASONS	Healthcare services	368,920.31
Niger	NAME WITHHELD FOR SECURITY REASONS	Management and admin services	30,000.00
Niger	NAME WITHHELD FOR SECURITY REASONS	Medical equipment	44,673.00
Niger	NAME WITHHELD FOR SECURITY REASONS	Travel, food and lodging	36,695.75
Nigeria	NAME WITHHELD FOR SECURITY REASONS	Building and maintenance services	167,721.06
Nigeria	NAME WITHHELD FOR SECURITY REASONS	Editorial, design, graphic services	564,328.77
Nigeria	NAME WITHHELD FOR SECURITY REASONS	Engineering and research services	332,189.59
Nigeria	NAME WITHHELD FOR SECURITY REASONS	Financial and insurance services	70,655.41
Nigeria	NAME WITHHELD FOR SECURITY REASONS	Healthcare services	3,850,420.54
Nigeria	NAME WITHHELD FOR SECURITY REASONS	IT and communications equipment	417,344.00
Nigeria	NAME WITHHELD FOR SECURITY REASONS	Medical equipment	170,805.00
Nigeria	NAME WITHHELD FOR SECURITY REASONS	Motor vehicles and parts	737,082.00
Nigeria	NAME WITHHELD FOR SECURITY REASONS	Office equipment	3,402,645.00
Nigeria	NAME WITHHELD FOR SECURITY REASONS	Pharmaceuticals, contraceptives, vaccines	452,138.00
Nigeria	NAME WITHHELD FOR SECURITY REASONS	Transportation, storage, mail services	215,325.02

Location of supplier	Supplier name	Category description	Value (USD)
WHO continued			
Norway	ASAP NORWAY AS	Medical equipment	89,435.00
Norway	EMPTOR INTERNATIONAL AS	Laboratory and testing equipment	712,193.00
Norway	LUNNER PRODUKTER AS	Laboratory and testing equipment	52,600.00
Norway	MARLINK ENTERPRISE AS	Engineering and research services	195,000.00
Norway	MARLINK ENTERPRISE AS	Politics and civic affairs services	2,711,608.68
Norway	NORWEGIAN INSTITUTE OF PUBLIC HEALTH	Healthcare services	50,000.00
Oman	INTERCONTINENTAL MUSCAT	Travel, food and lodging	298,453.51
Oman	SAUD BAHWAN AUTOMOTIVE LLC	Motor vehicles and parts	395,230.00
Pakistan	NAME WITHHELD FOR SECURITY REASONS	Building and maintenance services	957,531.88
Pakistan	NAME WITHHELD FOR SECURITY REASONS	Editorial, design, graphic services	41,401.76
Pakistan	NAME WITHHELD FOR SECURITY REASONS	Engineering and research services	41,351.04
Pakistan	NAME WITHHELD FOR SECURITY REASONS	Financial and insurance services	65,403.00
Pakistan	NAME WITHHELD FOR SECURITY REASONS	Healthcare services	5,638,761.16
Pakistan	NAME WITHHELD FOR SECURITY REASONS	IT and communications equipment	1,158,172.00
Pakistan	NAME WITHHELD FOR SECURITY REASONS	Management and admin services	39,849.48
Pakistan	NAME WITHHELD FOR SECURITY REASONS	Material handling machinery	65,421.00
Pakistan	NAME WITHHELD FOR SECURITY REASONS	Motor vehicles and parts	983,695.00
Pakistan	NAME WITHHELD FOR SECURITY REASONS	Office equipment	773,323.00
Pakistan	NAME WITHHELD FOR SECURITY REASONS	Transportation, storage, mail services	4,541,266.06
Pakistan	NAME WITHHELD FOR SECURITY REASONS	Travel, food and lodging	32,111.49
Palau	JEZRRAE WEAR II	IT and communications equipment	43,525.00
Papua New Guinea	G4S SECURE SOLUTIONS (PNG) LIMITED	Healthcare services	75,102.05
Papua New Guinea	HEALTH SECTOR IMPROVEMENT PROGRAM	Healthcare services	50,000.00
Papua New Guinea	PAPUA NEW GUINEA INSTITUTE OF MEDICAL RESE	Healthcare services	170,000.00
Papua New Guinea	THE LEPROSY MISSION	Healthcare services	46,758.00
Papua New Guinea	UNITED NATIONS DEVELOPMENT PROGRAMME (U	Healthcare services	94,851.40
Paraguay	CENTRO PARAGUAYO DE ESTUDIOS DE POBLACIÓ	Healthcare services	89,628.00
Peru	UNION INTERNACIONAL CONTRA LA TUBERCULO	Healthcare services	43,450.00
Peru	UNIVERSIDAD PERUANA CAYETANO HEREDIA	Healthcare services	699,649.00
Philippines	ACTMALARIA FOUNDATION, INC.	Healthcare services	170,685.13
Philippines	ALL VISUAL AND LIGHTS SYSTEMS CORPORATION	Medical equipment	92,290.00
Philippines	ARTEMISPLUS EXPRESS, INC.	Building and maintenance services	49,081.62
Philippines	ASIAN FOUNDATION FOR TROPICAL MEDICINE, IN	Healthcare services	36,000.00
Philippines	ASIAN INSTITUTE OF DEVELOPMENTAL STUDIES, I	Healthcare services	32,906.90
Philippines	ATENEO LANGUAGE LEARNING CENTRE	Healthcare services	73,378.77
Philippines	CITY SERVICE CORPORATION	Building and maintenance services	299,239.93
Philippines	DAIKIN AIRCONDITIONING PHILIPPINES INC.	Material handling machinery	38,818.00
Philippines	DHL EXPRESS (PHILIPPINES) CORP.	Transportation, storage, mail services	85,000.00
Philippines	EXTRA ORDINAIRE JANITORIAL & MANPOWER SER	Building and maintenance services	59,302.43
Philippines	FUJI XEROX PHILIPPINES, INC.	Healthcare services	49,873.32
Philippines	INFINITE IDEAS ADVERTISING AGENCY INC.	Editorial, design, graphic services	33,105.47
Philippines	INTEGRATED RESOURCES DEVELOPMENT TRI-PEO	Healthcare services	32,858.35
Philippines	JAMILA AND COMPANY SECURITY SERVICES INC.	Building and maintenance services	230,001.23
Philippines	KALUSUGAN NG MAG-INA, INC.	Healthcare services	38,103.34
Philippines	LEE DESIGNS INDUSTRIES, INC.	Engineering and research services	224,375.80
Philippines	LEE DESIGNS INDUSTRIES, INC.	Healthcare services	129,897.14
Philippines	LOVEYOURSELF INC.	Healthcare services	61,943.52
Philippines	LOWE INC.	Healthcare services	199,293.46
Philippines	MANILA ELECTRIC COMPANY	Engineering and research services	399,630.49
Philippines	MARSMAN DRYSDALE	Healthcare services	224,209.69
Philippines	MASTERS FIT-OUT CONSTRUCTION CORPORATION	Healthcare services	376,183.69
Philippines	MAYNILAD WATER SERVICES, INC.	Engineering and research services	76,311.35
Philippines	MEG@VPS SECURITY AGENCY, INC.	Healthcare services	32,892.77
Philippines	ONE MANUEL CONTRACTORS AND BUILDERS COF	Healthcare services	68,509.06
Philippines	OPEN INC	Healthcare services	38,139.80
Philippines	ORZAT DEVELOMENT CORPORATION	Healthcare services	44,165.92
Philippines	PHILIPPINE DIAMOND HOTEL & RESORT, INC.	Building and maintenance services	34,896.94
Philippines	PHILIPPINE LONG DISTANCE TELEPHONE COMPA	Engineering and research services	53,779.42
Philippines	QUANTIUM SOLUTIONS (PHILIPPINES) INC.	Transportation, storage, mail services	85,480.81
Philippines	RAINPHIL INC.	Laboratory and testing equipment	49,456.00
Philippines	RCS LOGISTICS PHILS INC	Transportation, storage, mail services	66,218.47
Philippines	SANTELMO STUDIO INC.	Management and admin services	96,590.30
Philippines	SMART COMMUNICATIONS, INC.	Engineering and research services	165,761.90
Philippines	TELECOMMUNICATIONS TECHNOLOGIES PHILIPP	Engineering and research services	38,858.54
Philippines	TELSTRA PHILIPPINES INC.	Engineering and research services	35,640.00
Philippines	THE BRAIN COMPUTER CORPORATION	IT and communications equipment	60,675.00
Philippines	TNT EXPRESS WORLDWIDE (PHILS), INC. (SPRING)	Transportation, storage, mail services	100,706.96
Philippines	U-BIX CORPORATION	Healthcare services	39,898.66
Philippines	UNIVERSITY OF THE PHILIPPINES MANILA - INSTIT	Healthcare services	33,900.01
Philippines	UP MANILA DEVELOPMENT FOUNDATION, INC.	Healthcare services	49,574.28
Poland	ANNA MARESSO RESEARCH CONSULTANCY	Healthcare services	37,800.00
Portugal	ANTARES CONSULTING, CONSULTORES DE GESTÃ	Healthcare services	35,000.00
Portugal	BLUE-INFINITY, UNIPESSOAL, LDA	Engineering and research services	52,071.67
Portugal	BLUE-INFINITY, UNIPESSOAL, LDA	Healthcare services	438,337.95
Portugal	HOTEL CASCAIS MIRAGEM	Travel, food and lodging	216,482.81
Portugal	TAPADA DA MATA, S.A.	Travel, food and lodging	52,480.94
Qatar	QATAR RED CRESCENT SOCIETY	Healthcare services	693,523.00
Republic of Korea	DONGMUN CO., LTD	Medical equipment	205,500.00
Republic of Korea	GREEN CROSS CORPORATION	Pharmaceuticals, contraceptives, vaccines	40,000.00
Republic of Korea	INTERNATIONAL VACCINE INSTITUTE	Healthcare services	66,240.00
Republic of Korea	KOREAN INSTITUTE OF TUBERCULOSIS	Healthcare services	39,608.00
Republic of Korea	SEOUL MIRAMAR LIMITED CORPORATION (D/B/A	Building and maintenance services	64,997.80
Republic of Korea	STANDARD DIAGNOSTICS, INC.	Laboratory and testing equipment	105,576.00
Republic of Moldova	LOGISTICA SI COMUNICARE	Travel, food and lodging	38,405.00

Location of supplier	Supplier name	Category description	Value (USD)
WHO continued			
Republic of Moldova	UNDP MOLDOVA	Engineering and research services	42,000.00
Romania	SC BEST TRAVEL SOLUTIONS SRL	Travel, food and lodging	48,370.00
Russian Federation	AMPARUS TOUR OPERATOR LTD.	Travel, food and lodging	36,089.35
Russian Federation	COURTYARD BY MARRIOTT ST.PETERSBURG VASIL	Travel, food and lodging	31,774.68
Russian Federation	FEDERAL STATE BUDGETARY SCIENTIFIC INSTITUT	Pharmaceuticals, contraceptives, vaccines	142,500.00
Russian Federation	FGBU ENDOCRINOLOGY RESEARCH CENTER HEAL	Healthcare services	49,771.22
Russian Federation	FGBU NII GRIPPA MINZDRAVA ROSSII_(RESEARCH	Healthcare services	65,726.00
Russian Federation	JV BUSINESS CAR CO. LTD	Motor vehicles and parts	60,583.00
Russian Federation	OOO UK OKHOTNY RYAD	Travel, food and lodging	178,239.77
Russian Federation	SORBUS LLC	Travel, food and lodging	37,223.69
Russian Federation	THE MARCO POLO PRESNJA HOTEL	Travel, food and lodging	38,053.51
Rwanda	ACACIA PROPERTY DEVELOPERS LIMITED	Travel, food and lodging	81,700.00
Rwanda	PROFESSIONAL GRAPHICS SYSTEM LTD	Editorial, design, graphic services	40,633.09
Rwanda	RADISSON BLU HOTEL & KIGALI CONVENTION	Editorial, design, graphic services	92,069.00
Rwanda	TREASURES COMPANY LTD	Travel, food and lodging	47,564.03
Samoa	DIAMOND HEAD DESIGN & BUILD LTD	Healthcare services	74,477.67
Sao Tome and Principe	FUNDO NACIONAL DE MEDICAMENTOS	Pharmaceuticals, contraceptives, vaccines	70,476.00
Sao Tome and Principe	UNDP	Healthcare services	67,456.41
Senegal	CESAG	Travel, food and lodging	81,950.34
Senegal	HOTEL NEPTUNE	Healthcare services	32,876.65
Senegal	INSTITUT PASTEUR DE DAKAR	Healthcare services	320,326.73
Senegal	KING FAHD PALACE HOTEL	Building and maintenance services	84,018.62
Senegal	LE NDIAMBOUR HOTEL & RESIDENCE	Healthcare services	30,346.87
Senegal	RADISSON BLU HOTEL	Healthcare services	191,271.31
Senegal	SPEAK UP AFRICA	Healthcare services	66,250.00
Sierra Leone	A.A ENTERPRISES SIERRA LEONE	Office equipment	41,936.00
Sierra Leone	AIRTEL SIERRA LEONE LTD	Engineering and research services	40,856.83
Sierra Leone	CICA MOTORS (SL) LTD	Transportation, storage, mail services	95,964.22
Sierra Leone	EXCELLENT GOVERNMENT PRINTING DEPARTMEN	Editorial, design, graphic services	33,216.67
Sierra Leone	HEMA TRADING CONSTRUCTION COMPANY	Medical equipment	33,656.00
Sierra Leone	IBRAHANA CAR CENTRE AND GENERAL AUT0 SPAI	Transportation, storage, mail services	83,424.69
Sierra Leone	LAMBERT & PARTNERS	Engineering and research services	66,000.00
Sierra Leone	LINTEL SIERRA LEONE LIMITED (AFRICELL)	Engineering and research services	53,936.41
Sierra Leone	METRO STATIONARY STORE	Office equipment	34,282.00
Sierra Leone	NATIONAL PETROLEUM COMPANY S.L. LTD	Transportation, storage, mail services	51,335.35
Sierra Leone	SECURITY SUPPORT GROUP INTERNATIONAL LTD	Building and maintenance services	34,936.89
Sierra Leone	SMART SERVICES ENTERPRISE	Motor vehicles and parts	35,918.00
Sierra Leone	SOFTLINK CONNECTIVITY ARCHITECTS LIMITED	Engineering and research services	119,930.00
Sierra Leone	SOLON TRANSPORTATION COMPANY LIMITED	Transportation, storage, mail services	33,891.00
Sierra Leone	TECNO WORLD TRADING LTD	IT and communications equipment	66,499.00
Sierra Leone	UNITED NATIONS DEVELOPMENT PROGRAMME (U	Building and maintenance services	79,700.55
Sierra Leone	UNITED NATIONS DEVELOPMENT PROGRAMME (U	Healthcare services	91,794.95
Sierra Leone	WORLD FOOD PROGRAMME	Building and maintenance services	95,283.68
Sierra Leone	WORLD FOOD PROGRAMME	Engineering and research services	86,503.70
Singapore	AGROCORP INTERNATIONAL PTE LTD	Motor vehicles and parts	1,478,040.00
Singapore	BECTON DICKINSON HOLDINGS PTE LTD	Laboratory and testing equipment	109,920.00
Singapore	BIG RED BUTTON PTE LTD	Travel, food and lodging	69,482.25
Singapore	FLEISCHHACKER LLP	Laboratory and testing equipment	1,405,962.00
Singapore	FLEISCHHACKER LLP	Medical equipment	2,142,642.00
Singapore	FLEISCHHACKER LLP	Pharmaceuticals, contraceptives, vaccines	59,935.00
Singapore	FLEISCHHACKER LLP	Security and safety equipment	42,020.00
Singapore	LIFE TECHNOLOGIES HOLDINGS PTE LTD	Laboratory and testing equipment	279,765.00
Singapore	NAME WITHHELD FOR SECURITY REASONS	Pharmaceuticals, contraceptives, vaccines	47,818.00
Singapore	PROACTIVE DATA SYSTEMS PVT. LTD.	IT and communications equipment	461,675.00
Singapore	RISKREN PTE LTD	Healthcare services	204,109.00
Singapore	SKK HOLDINGS PTE LTD	IT and communications equipment	67,892.00
Singapore	SKK HOLDINGS PTE LTD	Medical equipment	70,000.00
Singapore	WIREWORKS SINGAPORE PTE LTD	Medical equipment	191,285.00
Solomon Islands	SHAPCO PRINTINGS	Office equipment	34,688.00
Solomon Islands	SOLOMON ISLANDS NATIONAL UNIVERSITY	Healthcare services	96,472.51
Somalia	NAME WITHHELD FOR SECURITY REASONS	Building and maintenance services	521,200.00
Somalia	NAME WITHHELD FOR SECURITY REASONS	Editorial, design, graphic services	78,900.00
Somalia	NAME WITHHELD FOR SECURITY REASONS	Healthcare services	1,476,988.70
Somalia	NAME WITHHELD FOR SECURITY REASONS	IT and communications equipment	46,400.00
Somalia	NAME WITHHELD FOR SECURITY REASONS	Laboratory and testing equipment	55,435.00
Somalia	NAME WITHHELD FOR SECURITY REASONS	Medical equipment	30,640.00
Somalia	NAME WITHHELD FOR SECURITY REASONS	Transportation, storage, mail services	31,520.00
South Africa	BIRCHWOOD HOTEL & OR TAMBO CONFERENCE (	Healthcare services	164,775.40
South Africa	BLUE SKY HEALTHCARE (PTY) LTD	Medical equipment	53,206.00
South Africa	BURGERS PARK HOTEL	Healthcare services	37,763.66
South Africa	BYTES DOCUMENT SOLUTIONS - A DIVISION OF B	IT and communications equipment	57,066.00
South Africa	CENTRE FOR THE AIDS PROGRAMME OF RESEARC	Travel, food and lodging	60,328.96
South Africa	CHAPS- CENTRE FOR HIV -AIDS PREVENTION STUI	Healthcare services	45,000.00
South Africa	CMH KEMPSTER FORD PRETORIA NORTH	Motor vehicles and parts	37,397.00
South Africa	FRERE MATERNITY HOSPITAL - UNIVERSITY OF FO	Healthcare services	559,451.00
South Africa	GARDEN COURT MARINE PARADE	Healthcare services	49,087.59
South Africa	HISSCO (PTY) LIMITED	Medical equipment	31,600.00
South Africa	HUMAN SCIENCES RESEARCH COUNCIL	Healthcare services	453,536.54
South Africa	HYUNDAI SOUTH AFRICA PTY LTD T/A HYUNDAI H	Motor vehicles and parts	42,502.00
South Africa	KWAZULU-NATAL RESEARCH INSTITUTE FOR TB-H	Healthcare services	101,560.00
South Africa	LEISURE HOTEL HOLDINGS (PTY) LTD T/A FOUNTA	Healthcare services	44,787.86
South Africa	MAGENTA GIFTS & PROMOTIONS CC	Healthcare services	49,711.42
South Africa	MUZUWA INVESTMENT HOLDINGS (PTY) LTD T/A I	Engineering and research services	163,487.45
South Africa	NATIONAL HEALTH LABORATORY SERVICE	Healthcare services	129,876.16

Location of supplier	Supplier name	Category description	Value (USD)
WHO continued			
South Africa	NATIONAL INSTITUTE FOR COMUNICABLE DISEAS	Healthcare services	160,076.65
South Africa	ORANJE TOYOTA KROONSTAD	Motor vehicles and parts	40,980.00
South Africa	PROTEA HOTEL BALALAIKA SANDTON	Healthcare services	61,135.99
South Africa	SEFAKO MAKGATHO HEALTH SCIENCES UNIVERSI	Healthcare services	86,550.00
South Africa	SHERATON PRETORIA HOTEL	Healthcare services	36,951.81
South Africa	SIZWE AFRICA IT GROUP (PTY) LTD	IT and communications equipment	34,246.00
South Africa	SOUTH AFRICAN MEDICAL RESEARCH COUNCIL	Healthcare services	330,000.00
South Africa	SOUTHERN SUN ELANGENI MAHARANI	Healthcare services	80,755.18
South Africa	SOUTHERN SUN HOTEL INTERESTS (PTY)LTD T/A C	Healthcare services	60,274.92
South Africa	THE CARTRIDGE MAN (PTY) LTD	Healthcare services	41,303.79
South Africa	THE PURPLE ELEMENT (PTY) LTD	Healthcare services	71,398.15
South Africa	TURNERS CONFERENCES & CONVENTIONS (PTY) L	Healthcare services	30,000.00
South Africa	UNDP	Engineering and research services	89,505.80
South Africa	UNIVERSITY OF CAPE TOWN	Healthcare services	132,733.00
South Africa	UNIVERSITY OF KWAZULU-NATAL	Healthcare services	201,214.22
South Africa	UNIVERSITY OF PRETORIA	Healthcare services	64,760.00
South Africa	UNIVERSITY OF THE FREE STATE	Healthcare services	46,000.00
South Africa	WINO SUPPLIES (PTY) LTD	Office equipment	45,439.00
South Africa	WITS HEALTH CONSORTIUM (PTY) LTD.	Healthcare services	1,494,043.00
South Africa	ZERO PLUS TRADING 79 PTY LTD	Healthcare services	69,696.23
South Sudan	AMETAL AFRICA COMPANY LTD	Healthcare services	186,495.50
South Sudan	ANDROMEDA GROUP LTD	Office equipment	35,758.00
South Sudan	DASONS GENERAL TRADING LIMITED	Office equipment	30,944.00
South Sudan	DISHNET AFRICA LIMITED	Engineering and research services	151,104.00
South Sudan	DMS AFRICA	Healthcare services	120,000.00
South Sudan	GANESH PRINTERS CO. LTD	Healthcare services	299,804.10
South Sudan	GLOBALSAT TECHNOLOGY COMPANY.LTD	Engineering and research services	38,000.00
South Sudan	GLOBALSAT TECHNOLOGY COMPANY.LTD	Office equipment	37,074.00
South Sudan	GOLLIAN GENERAL TRADING CO. LTD	Healthcare services	160,200.00
South Sudan	HIGSADE TRANSPORTS COMPANY LIMITED	Healthcare services	40,000.00
South Sudan	HORIZON CONSTRUCTION & ENGINEERING LIMIT	Healthcare services	38,516.04
South Sudan	INTERNATIONAL ORGANIZATION FOR MIGRATION	Engineering and research services	243,101.65
South Sudan	JIFFY INVESTMENTS LIMITED	Healthcare services	37,000.00
South Sudan	JUBA ERRANDS AND LOGISTICS CO. LTD.	Healthcare services	75,000.00
South Sudan	JUBA GRAND HOTEL LTD	Healthcare services	120,292.50
South Sudan	JUBA LANDMARK HOTEL	Healthcare services	35,610.00
South Sudan	JUBA REGENCY HOTEL	Healthcare services	67,185.00
South Sudan	JUMA MOSES CUSTOMS CLEARING SERVICES	Healthcare services	48,000.00
South Sudan	PALMTREE LTD	Healthcare services	30,613.00
South Sudan	QUALITY HOTEL	Healthcare services	62,370.00
South Sudan	ROSE COMPANY LTD	Healthcare services	52,670.00
South Sudan	SUPER STAR HOTEL	Healthcare services	38,340.00
South Sudan	THONGPINY BUSINESS CENTRE LTD	Healthcare services	41,720.00
South Sudan	TOURIST HOTEL	Healthcare services	102,360.00
South Sudan	UGORO'S SONS FOR TRANSPORTATION & TRAINI	Healthcare services	399,257.00
South Sudan	UNDP	Healthcare services	315,549.11
South Sudan	UNITED NATIONS MISSION IN SOUTH SUDAN (UN	Healthcare services	120,000.00
South Sudan	WORLD FOOD PROGRAMME	Healthcare services	313,564.46
Spain	BARCELO TURISMO Y CONGRESOS, S.L.	Healthcare services	34,756.00
Spain	CONSEJO SUPERIOR DE INVESTIGACIONES CIENTI	Healthcare services	112,897.33
Spain	DARYL UPSALL & ASSOCIATES, S.L.	Healthcare services	30,515.12
Spain	EVERIS SPAIN SLU	Engineering and research services	828,563.17
Spain	EVERIS SPAIN SLU	Healthcare services	333,891.61
Spain	FUNDACIO INSTITUT D'INVESTIGACIO EN CIENCIE	Healthcare services	105,319.15
Spain	LABORATORIO ALDO-UNIÓN, S.A.	Pharmaceuticals, contraceptives, vaccines	427,049.00
Sri Lanka	A T COORAY (PVT) LTD	Engineering and research services	46,339.71
Sri Lanka	ASSOCIATED MOTORWAYS (PRIVATE) LIMITED	Material handling machinery	32,785.00
Sri Lanka	ASSOCIATED MOTORWAYS (PRIVATE) LIMITED	Office equipment	67,877.00
Sri Lanka	BIO MEDICA (PVT) LTD	Laboratory and testing equipment	58,494.00
Sri Lanka	HAT INTERNATIONAL (PVT) LTD	Medical equipment	35,309.00
Sri Lanka	MEDEX HOLDINGS (PVT) LTD	Medical equipment	82,398.00
Sri Lanka	MEDITECHNOLOGY HOLDINGS (PVT) LTD	Medical equipment	93,590.00
Sri Lanka	SHARAC SAFETY INTERNATIONAL (PVT) LTD	Material handling machinery	40,981.00
Sri Lanka	SNC ENTERPRISES	Medical equipment	92,100.00
Sri Lanka	SOFTLOGIC INFORMATION TECHNOLOGIES (PVT)	Engineering and research services	56,030.79
Sri Lanka	SUREN COOKE AGENCIES (PVT) LTD	Medical equipment	42,534.00
Sudan	ABDASLAM ALI BUSINESS FOR ENGINEERING & C	Engineering and research services	42,810.13
Sudan	ABDULL MUTAAL HAMADTO & SON'S FOR TRADE	Engineering and research services	60,463.67
Sudan	ACADEMY OF HEALTH SCIENCES	Healthcare services	35,139.82
Sudan	AL WAHA FOR SUPPLIES CO. LTD.	Medical equipment	76,900.00
Sudan	AL WAHA FOR SUPPLIES CO. LTD.	Pharmaceuticals, contraceptives, vaccines	255,302.00
Sudan	ARAMEX INTERNATIONAL	Healthcare services	572,530.97
Sudan	ARAMEX INTERNATIONAL SUDAN	Healthcare services	400,929.52
Sudan	DARA ENGI	Healthcare services	48,428.75
Sudan	GLOBAL HEALTH FOUNDATION	Healthcare services	116,462.89
Sudan	GOTAQ MEDICAL SUPPLY	Medical equipment	73,000.00
Sudan	HEALTH SCIENCE ACADEMY	Healthcare services	79,225.27
Sudan	LABORATORY FOR IMPORT AND EXPORT	Laboratory and testing equipment	101,250.00
Sudan	LABORATORY FOR IMPORT AND EXPORT	Pharmaceuticals, contraceptives, vaccines	237,928.00
Sudan	REDR UK	Healthcare services	293,466.00
Sudan	UNIVERSITY OF KHARTOUM	Healthcare services	34,869.93
Sudan	WORLD FOOD PROGRAMME	Building and maintenance services	89,060.00
Sudan	WORLD FOOD PROGRAMME	Healthcare services	145,000.00
Sweden	KAROLINSKA INSTITUTET DEPARTMENT OF WOME	Healthcare services	497,992.00

Location of supplier	Supplier name	Category description	Value (USD)
WHO continued			
Sweden	MERCURI URVAL AB	Management and admin services	196,880.71
Sweden	SIBIR INTERNATIONAL AB	Material handling machinery	105,561.00
Sweden	SIWI STOCKHOLM INTERNATIONAL WATER INSTIT	Travel, food and lodging	68,970.00
Sweden	TR EQUIPMENT AB	Medical equipment	109,601.00
Switzerland	4AM SA	Travel, food and lodging	80,302.67
Switzerland	AAV CONTRACTORS SA	Engineering and research services	398,305.03
Switzerland	ADECCO RESSOURCES HUMAINES SA	Healthcare services	51,813.47
Switzerland	ADECCO RESSOURCES HUMAINES SA	Travel, food and lodging	70,281.12
Switzerland	AMARIS MANAGEMENT SARL	Engineering and research services	706,450.80
Switzerland	AMAUDRUZ S.A.	Engineering and research services	445,733.53
Switzerland	APLEONA HSG SA	Engineering and research services	1,679,814.83
Switzerland	ARKADIN SWISS SA	Politics and civic affairs services	56,672.84
Switzerland	ARTHUS TECHNOLOGIES	Engineering and research services	106,628.98
Switzerland	ASCENSEURS SCHINDLER SA	Engineering and research services	56,565.81
Switzerland	ATOS CONSULTING SA	Engineering and research services	469,963.75
Switzerland	ATOS CONSULTING SA	Healthcare services	141,600.00
Switzerland	BECHTLE DIRECT SA	IT and communications equipment	37,098.00
Switzerland	BERREL BERREL KRÄUTLER AG	Engineering and research services	1,792,243.05
Switzerland	BILFINGER HSG FACILITY MANAGEMENT SA	Engineering and research services	7,973,595.30
Switzerland	BILFINGER HSG FACILITY MANAGEMENT SA	Travel, food and lodging	546,782.28
Switzerland	BLUE-INFINITY	Engineering and research services	65,000.00
Switzerland	BUSINESS SUNRISE ENTERPRISE SOLUTIONS	IT and communications equipment	36,294.00
Switzerland	CEGOS SWISS AG	Management and admin services	30,487.80
Switzerland	CELSA-CHARMETTES SA	Engineering and research services	293,343.99
Switzerland	CERFI SA	Engineering and research services	307,811.85
Switzerland	CGC ENERGIE SA	Engineering and research services	125,511.97
Switzerland	COLT TECHNOLOGY SERVICES GMBH	Engineering and research services	110,110.10
Switzerland	COMSOFT DIRECT S.A.	IT and communications equipment	225,576.00
Switzerland	CONSULTING GROUP CURATIO SARL	Healthcare services	84,983.00
Switzerland	CROWNE PLAZA GENEVA	Healthcare services	56,839.71
Switzerland	CROWNE PLAZA GENEVA	Travel, food and lodging	123,108.71
Switzerland	CSL BEHRING AG	Pharmaceuticals, contraceptives, vaccines	48,639.00
Switzerland	CUENOD CONSTRUCTIONS SA	Engineering and research services	163,212.41
Switzerland	DANOFFICE SA	Travel, food and lodging	106,736.84
Switzerland	DAREST-SUNSET S.A.	IT and communications equipment	112,625.00
Switzerland	DELL COMPUTER S.A.	IT and communications equipment	159,442.00
Switzerland	DELOITTE SA	Engineering and research services	674,723.06
Switzerland	DHL EXPRESS (SUISSE) SA	Transportation, storage, mail services	375,880.07
Switzerland	DURE TECHNOLOGIES PVT SA	Healthcare services	175,000.00
Switzerland	E-XPERT SOLUTIONS S.A.	Healthcare services	34,905.60
Switzerland	E-XPERT SOLUTIONS S.A.	IT and communications equipment	58,228.00
Switzerland	ECOGIA TRAINING CENTER	Travel, food and lodging	36,480.68
Switzerland	ELDORA SA	Travel, food and lodging	50,200.80
Switzerland	ELI LILLY EXPORT S.A.	Pharmaceuticals, contraceptives, vaccines	265,960.00
Switzerland	EMAKINA.CH LABEL.CH SA.	Healthcare services	107,077.83
Switzerland	EMC2 COMPUTER SYSTEMS AG	IT and communications equipment	161,070.00
Switzerland	ENTCO SCHWEIZ GMBH	IT and communications equipment	38,271.00
Switzerland	ETAT DE GENEVE DETA	Engineering and research services	187,834.86
Switzerland	ETUDE MING HALPERIN BURGER INAUDI	Engineering and research services	62,562.56
Switzerland	EUROTEL MONTREUX.	Healthcare services	40,250.51
Switzerland	EVM MENUISERIE SARL	Engineering and research services	77,534.26
Switzerland	F.HOFFMANN LA ROCHE S.A.	Pharmaceuticals, contraceptives, vaccines	96,600.00
Switzerland	FICOCONSEILS SARL	Engineering and research services	108,716.76
Switzerland	FICOCONSEILS SARL	Healthcare services	91,463.41
Switzerland	FIDES TREASURY SERVICES AG	Politics and civic affairs services	44,731.61
Switzerland	FIRE SYSTEM SA	Engineering and research services	69,319.57
Switzerland	FLEET FORUM	Healthcare services	54,478.27
Switzerland	FONDATION ANTENNA TECHNOLOGIES	Laboratory and testing equipment	45,468.00
Switzerland	FRACHEBOUD SA	Engineering and research services	277,512.32
Switzerland	FS SERVICES AND CONSULTING SARL	Management and admin services	43,279.84
Switzerland	GLOBAL AUDIOVISUEL S.A.	IT and communications equipment	31,361.00
Switzerland	GLOBAL DEVELOPMENT	Healthcare services	36,728.40
Switzerland	HELVETIC PAYROLL	Healthcare services	118,957.00
Switzerland	HELVETICA PARTNERS SARL	Engineering and research services	179,197.30
Switzerland	HEPTAGO SA	Engineering and research services	103,846.15
Switzerland	HEWLETT-PACKARD (SCHWEIZ) GMBH	IT and communications equipment	61,231.00
Switzerland	HOTEL EDEN PALACE AU LAC	Travel, food and lodging	67,536.79
Switzerland	HOTEL ROYAL MANOTEL	Building and maintenance services	35,200.00
Switzerland	HOTEL ROYAL MANOTEL	Travel, food and lodging	32,245.53
Switzerland	HOTELS INTERCONTINENTAL GENEVE SA	Travel, food and lodging	34,322.56
Switzerland	ILEM SA	Engineering and research services	653,469.73
Switzerland	ILEM SA	Healthcare services	128,048.78
Switzerland	IMPLENIA	Engineering and research services	5,492,092.59
Switzerland	IMSAG	Healthcare services	84,750.00
Switzerland	INDIGO S.A.	Office equipment	60,338.00
Switzerland	INSTITUT UNIVERSITAIRE DE MEDECINE SOCIALE E	Healthcare services	97,778.94
Switzerland	INTERACTIVE THINGS GMBH	Healthcare services	64,197.13
Switzerland	INTERNATIONAL LABOUR OFFICE	Financial and insurance services	312,284.00
Switzerland	ITTEN+BRECHBUHL SA	Engineering and research services	1,745,379.88
Switzerland	JMS COMMUNICATIONS SARL	Healthcare services	42,080.00
Switzerland	JOHNSON CONTROLS SA	Engineering and research services	148,585.62
Switzerland	L'IV COM SARL	Editorial, design, graphic services	92,642.95
Switzerland	L&L DEMENAGEMENTS SA	Engineering and research services	101,052.03
Switzerland	LA POSTE	Transportation, storage, mail services	409,196.70

Location of supplier	Supplier name	Category description	Value (USD)
WHO continued			
Switzerland	LAKE GENEVA HOTEL SA	Travel, food and lodging	35,211.73
Switzerland	LAUCO EVALUATION & TRAINING	Healthcare services	55,114.20
Switzerland	LEARNING STRATEGIES INTERNATIONAL	Healthcare services	167,529.73
Switzerland	MCKINSEY & COMPANY, INC. SWITZERLAND	Healthcare services	2,693,902.44
Switzerland	MICROSOFT SWITZERLAND LTD. LIAB. CO.	Engineering and research services	367,037.04
Switzerland	MMGH CONSULTING GMBH	Healthcare services	32,500.00
Switzerland	MOVENPICK HOTEL & CASINO GENEVA	Healthcare services	72,242.24
Switzerland	MOVENPICK HOTEL & CASINO GENEVA	Travel, food and lodging	31,294.64
Switzerland	MVC MOBILE VIDEOCOMMUNICATION AG	Engineering and research services	260,000.00
Switzerland	MVC MOBILE VIDEOCOMMUNICATION AG	Healthcare services	84,000.00
Switzerland	NOS NEW ORGANIZATION SYSTEMS	Office equipment	62,127.00
Switzerland	NOVEL-T SÀRL	Engineering and research services	63,600.00
Switzerland	NOVEL-T SÀRL	Healthcare services	209,520.00
Switzerland	OCS CONSULTING B.V.	Engineering and research services	155,000.00
Switzerland	ODGERS BERNDTSON AG	Healthcare services	33,016.20
Switzerland	OPEN SYSTEMS AG	Politics and civic affairs services	2,036,762.14
Switzerland	ORACLE SOFTWARE (SCHWEIZ) GMBH	Engineering and research services	624,200.00
Switzerland	ORACLE SOFTWARE (SCHWEIZ) GMBH	IT and communications equipment	142,175.00
Switzerland	PF LINE PROXY SUPPLIER	Material handling machinery	118,170.00
Switzerland	PIRETTI SA	Engineering and research services	197,810.22
Switzerland	POLYCARE GLOBAL EQUIPEMENT SARL	Office equipment	37,652.00
Switzerland	POTTU & SEITZ SA	Engineering and research services	37,377.38
Switzerland	PRICEWATERHOUSECOOPERS SA	Healthcare services	75,000.00
Switzerland	PROTECTAS SA	Building and maintenance services	1,807,488.44
Switzerland	RICHNERSTUTZ AG	Editorial, design, graphic services	30,522.09
Switzerland	RIEDER SYSTEMS SA	Engineering and research services	268,384.30
Switzerland	ROMANDE ENERGIE COMMERCE SA	Engineering and research services	1,287,804.88
Switzerland	RU RENT UTILITAIRE SARL	Travel, food and lodging	125,502.01
Switzerland	SAGEHAGAN GMBH	Healthcare services	237,090.02
Switzerland	SAMARST SARL	Engineering and research services	417,555.39
Switzerland	SAUVIN SCHMIDT INTERNATIONAL SA	Healthcare services	202,644.88
Switzerland	SCHENKER	Transportation, storage, mail services	167,315.80
Switzerland	SECURITON SA	Engineering and research services	264,100.41
Switzerland	SEDELEC SA	Engineering and research services	171,858.61
Switzerland	SERVICES INDUSTRIELS DE GENEVE (SIG)	Engineering and research services	744,403.96
Switzerland	SIEMENS S.A.	Engineering and research services	172,434.93
Switzerland	SIGMA 3 SERVICES SARL	Healthcare services	226,952.07
Switzerland	SOS ASSISTANCE SA (INTERNATIONAL SOS)	Healthcare services	35,000.00
Switzerland	SOS ASSISTANCE SA (INTERNATIONAL SOS)	Medical equipment	122,744.00
Switzerland	STRADER SA	Travel, food and lodging	34,984.98
Switzerland	SUNRISE COMMUNICATION AG	Engineering and research services	644,369.53
Switzerland	SUNRISE COMMUNICATION AG	IT and communications equipment	51,778.00
Switzerland	SWISS RE INTERNATIONAL SE	Financial and insurance services	108,150.00
Switzerland	SWISS TROPICAL AND PUBLIC HEALTH INSTITUTE	Healthcare services	275,053.00
Switzerland	SWISSCOM (SUISSE) SA	Engineering and research services	2,256,165.22
Switzerland	SWISSCOM (SUISSE) SA	IT and communications equipment	347,876.00
Switzerland	TALAN SA	Engineering and research services	1,103,927.00
Switzerland	TALAN SA	Healthcare services	39,600.00
Switzerland	TELIOS S.A.	IT and communications equipment	153,554.00
Switzerland	TESSI DOCUMENT SOLUTIONS (SWITZERLAND) GM	Transportation, storage, mail services	36,000.50
Switzerland	THE BERLITZ SCHOOLS OF LANGUAGES AG	Management and admin services	1,748,211.14
Switzerland	TNT SWISS POST	Transportation, storage, mail services	160,848.78
Switzerland	TRO-TRO PRODUCTIONS	Healthcare services	36,436.44
Switzerland	TRUCHET JARDINIER SA	Engineering and research services	160,867.56
Switzerland	UNHCR	Healthcare services	98,748.36
Switzerland	UNICC	Engineering and research services	38,304.00
Switzerland	UNITED NATIONS INSTITUTE FOR TRAINING AND I	Healthcare services	339,554.00
Switzerland	UNITED NATIONS INTERNATIONAL COMPUTING C	Engineering and research services	3,446,984.00
Switzerland	UNITED NATIONS JPOS	Healthcare services	229,848.70
Switzerland	UNITED NATIONS OFFICE FOR PROJECT SERVICES	Laboratory and testing equipment	34,005.00
Switzerland	UNOG	Healthcare services	97,404.00
Switzerland	UPC SCHWEIZ GMBH	Engineering and research services	80,080.08
Switzerland	VESTERGAARD SA	Laboratory and testing equipment	60,000.00
Switzerland	WHITESPACE SARL	Healthcare services	48,659.38
Switzerland	WIPRO LIMITED	Engineering and research services	3,738,569.00
Switzerland	WIPRO LIMITED	Healthcare services	301,091.00
Switzerland	WORLD COURIER SWITZERLAND S.A.	Healthcare services	37,419.68
Switzerland	WORLD COURIER SWITZERLAND S.A.	Transportation, storage, mail services	437,222.28
Switzerland	XEROX SA	Editorial, design, graphic services	993,416.42
Switzerland	XL INSURANCE COMPANY SE, LONDON, ZURICH B	Healthcare services	273,955.50
Switzerland	ZWAHLEN ET MAYR SA	Engineering and research services	1,243,265.07
Syrian Arab Republic	NAME WITHHELD FOR SECURITY REASONS	Building and maintenance services	753,501.73
Syrian Arab Republic	NAME WITHHELD FOR SECURITY REASONS	Engineering and research services	873,224.00
Syrian Arab Republic	NAME WITHHELD FOR SECURITY REASONS	Healthcare services	267,198.50
Syrian Arab Republic	NAME WITHHELD FOR SECURITY REASONS	IT and communications equipment	167,358.00
Syrian Arab Republic	NAME WITHHELD FOR SECURITY REASONS	Laboratory and testing equipment	140,192.00
Syrian Arab Republic	NAME WITHHELD FOR SECURITY REASONS	Medical equipment	407,242.00
Syrian Arab Republic	NAME WITHHELD FOR SECURITY REASONS	Pharmaceuticals, contraceptives, vaccines	1,745,026.00
Syrian Arab Republic	NAME WITHHELD FOR SECURITY REASONS	Transportation, storage, mail services	202,777.00
Tajikistan	REPUBLICAN CENTER FOR IMMUNOPROPHYLAXIS	Healthcare services	36,757.43
Tajikistan	TULUI OFTOB, LLC	Healthcare services	61,172.30
Thailand	ASIA INJURY PREVENTION FOUNDATION	Healthcare services	59,614.25
Thailand	BIO-RAD LABORATORIES LTD.	Laboratory and testing equipment	40,900.00
Thailand	FACULTY OF TROPICAL MEDICINE	Healthcare services	40,006.95

Location of supplier	Supplier name	Category description	Value (USD)
WHO continued			
Thailand	HEALTH INTERVENTION AND TECHNOLOGY ASSES	Healthcare services	76,420.08
Thailand	HELPAGE INTERNATIONAL	Healthcare services	135,000.00
Thailand	INIS COMMUNICATION LTD	Healthcare services	30,000.00
Thailand	INSTITUTE FOR POPULATION AND SOCIAL RESEAF	Healthcare services	50,000.00
Thailand	INTERNATIONAL HEALTH POLICY PROGRAM FOUI	Healthcare services	152,984.26
Thailand	KHON KAEN UNIVERSITY	Healthcare services	222,728.00
Thailand	NETONE NETWORK SOLUTION CO. LTD.	Engineering and research services	34,409.80
Thailand	SHANGRI-LA HOTEL PUBLIC CO. LTD, BANGKOK	Healthcare services	56,647.40
Thailand	THAI PUBLIC BROADCASTING SERVICE (THAI PBS)	Healthcare services	59,544.42
Timor-Leste	OBRIGADO COMPUTER & ELECTRONICS, UNIPESS	IT and communications equipment	83,134.00
Timor-Leste	TELKOMCEL	Healthcare services	30,200.00
Timor-Leste	UNITED NATIONS DEVELOPMENT PROGRAMME (U	Engineering and research services	35,000.00
Trinidad and Tobago	CARIBBEAN PUBLIC HEALTH AGENCY (CARPHA)	Healthcare services	40,000.00
Tunisia	NAME WITHHELD FOR SECURITY REASONS	IT and communications equipment	52,749.00
Tunisia	NAME WITHHELD FOR SECURITY REASONS	Pharmaceuticals, contraceptives, vaccines	179,688.00
Turkey	AKIN EVENT KONGRE ORGANIZASYON TURIZM DA	Healthcare services	615,196.65
Turkey	AKIN EVENT KONGRE ORGANIZASYON TURIZM DA	Travel, food and lodging	167,081.04
Turkey	ANKARA UNIVERSITESI	Healthcare services	100,759.75
Turkey	AR-ON KONGRE MERKEZI TURIZM ORGANIZASYON	Healthcare services	315,055.92
Turkey	AR-ON KONGRE MERKEZI TURIZM ORGANIZASYON	Travel, food and lodging	698,912.87
Turkey	AYDOGDU OFSET MATBAACILIK AMBALAJ SAN VE	Healthcare services	35,266.82
Turkey	BAGIMSIZ DOKTORLAR DERNEGI	Healthcare services	678,737.00
Turkey	BAGIMSIZ DOKTORLAR DERNEGI	Travel, food and lodging	40,645.00
Turkey	BAHAR DERNEGI	Healthcare services	165,418.97
Turkey	CDMED PROJE MEDIKAL OTOMOTIV SAN. VE TIC. L	Medical equipment	34,796.00
Turkey	CEO ORGANIZASYON REKLAM TURIZM VE INSAAT	Travel, food and lodging	42,192.09
Turkey	DOCTORS WORLDWIDE – TURKEY "YERYUZU DOK	Healthcare services	2,475,554.00
Turkey	ELMIN ELEKTROMEKANIK ENERJI KINA INSAAT TA	Healthcare services	38,085.18
Turkey	ETIK K2 ARASTIRMA DANISMANLIK INSAAT TICARE	Healthcare services	163,411.99
Turkey	GATA HAVACILIK TURIZM SEYAHAT LTD. STI.	Healthcare services	66,464.44
Turkey	GEZAIRI TRANSPORT NAKLIYAT TIC.A.S	Healthcare services	50,000.00
Turkey	GEZAIRI TRANSPORT NAKLIYAT TIC.A.S	Transportation, storage, mail services	375,000.00
Turkey	INSANI ŞAM DERNEĞI	Healthcare services	167,621.00
Turkey	INTERNATIONAL CHILDREN'S CENTER	Healthcare services	140,708.00
Turkey	KITALARARASI DOKTORLAR DERNEGI	Healthcare services	952,262.00
Turkey	MERT FILM PRODUKSIYON PLAN PROJE VE TAAHH	Healthcare services	45,250.58
Turkey	NETSINERJI BILISIM MUH.SAN.TIC.LTD.STI	Healthcare services	42,476.37
Turkey	PERSPECTIVE TOUR	Healthcare services	1,007,013.46
Turkey	PERSPECTIVE TOUR	Travel, food and lodging	547,706.66
Turkey	PGLOBAL KURESEL DANISMANLIK VE EGITIM HIZM	Financial and insurance services	725,000.00
Turkey	SAGLIK BAHCESI ETIGIM ARASTIRMA DANISMANLI	Healthcare services	49,680.00
Turkey	SECURITAS GÜVENLİK HİZMETLERİ A.Ş.	Financial and insurance services	48,410.99
Turkey	SEMA INSANI VE TIBBI YARDIM DERNEGI	Healthcare services	374,860.28
Turkey	SIGINMACI VE GOCMENLERLE DAYANISMA DERNE	Healthcare services	5,602,421.00
Turkey	ST MIMARI UYGULAMA A.S.	Healthcare services	50,136.22
Turkey	SURDURULEBILIR ULUSLARARASI MEDIKAL YARDII	Healthcare services	130,644.00
Turkey	TARABYABAY TURIZM VE OTELCILIK A.Ş.	Travel, food and lodging	85,197.17
Turkey	TURUNCU EGITIM DERNEGI / ORANGE CAPACITY E	Healthcare services	55,690.00
Turkey	UC E ELEKTRIK INSAAT SAN. VE TIC. LTD. STI	Healthcare services	38,085.18
Turkey	ULUSLARARASI TIBBI BAKIM VE YARDIM ORGANIZ	Building and maintenance services	61,790.00
Turkey	ULUSLARARASI TIBBI BAKIM VE YARDIM ORGANIZ	Healthcare services	1,430,642.75
Turkey	VIYA SEYAHAT ORG.TUR.REK.DAN.INS.ITH.TIC.LTD.	Travel, food and lodging	67,570.74
Turkey	VIYA SEYAHAT ORG.TUR.REK.DAN.PROJE YONETIM	Travel, food and lodging	38,808.81
Turkey	YILDIRIM BEYAZIT UNIVERSITESI DONER SERMAYE	Healthcare services	47,645.46
Uganda	BLUE PEARLS COMPANY LIMITED	Healthcare services	38,778.90
Uganda	IMPERIAL GOLF VIEW HOTEL	Healthcare services	32,014.91
Uganda	INFECTIOUS DISEASES RESEARCH COLLABORATIO	Healthcare services	33,669.34
Uganda	JINJA NILE RESORT	Healthcare services	30,393.44
Uganda	JOINT MEDICAL STORES	Pharmaceuticals, contraceptives, vaccines	52,000.00
Uganda	KAMAGE ENTERPRISES LIMITED	Healthcare services	52,185.66
Uganda	MAKERERE UNIVERSITY COLLEGE OF HEALTH SCIE	Healthcare services	102,712.00
Uganda	MAKERERE UNIVERSITY SCHOOL OF PUBLIC HEAL	Healthcare services	60,000.00
Uganda	OMNICOM LTD	Healthcare services	67,942.78
Uganda	PROVIDE AND EQUIP LTD	Healthcare services	83,392.00
Uganda	SEYANI INVESTMENT CO. LTD	Healthcare services	292,555.08
Uganda	SPEKE RESORT & CONFERENCE CENTRE	Healthcare services	119,286.13
Uganda	UGANDA DEVELOPMENT AND HEALTH ASSOCIATE	Healthcare services	100,000.00
Uganda	UGANDA VIRUS RESEARCH INSTITUTE (UVRI)	Healthcare services	166,816.00
Uganda	UNITED NATIONS DEVELOPMENT PROGRAMME (U	Healthcare services	35,705.76
Ukraine	CHARITABLE FOUNDATION WOMAN HEALTH AND	Healthcare services	43,074.94
Ukraine	COMPANY TOLERAN LLC	Travel, food and lodging	42,764.74
Ukraine	ERNST & YOUNG LLC	Healthcare services	121,766.00
Ukraine	FOP CHERVONA YEVGENIYA VOLODYMYRIVNA	Travel, food and lodging	55,124.34
Ukraine	FOP KOSTIUK OLHA VOLODYMYRIVNA	Travel, food and lodging	122,928.28
Ukraine	HIPPOCRATES GREEK MEDICAL FOUNDATION DOI	Healthcare services	124,902.00
Ukraine	KIEV INTERNATIONAL INSTITUTE OF SOCIOLOGY, I	Healthcare services	375,000.00
Ukraine	NGO ADVOCACY CENTER LIFE	Healthcare services	62,848.69
Ukraine	PJSC KIY AVIA	Travel, food and lodging	41,381.06
Ukraine	STATE INSTITUTION O.M. MARZEIEV INSTITUTE FC	Healthcare services	52,775.00
Ukraine	TOV ARENA KONFERENTSII TA SEMINARY	Travel, food and lodging	43,882.59
Ukraine	TSOV INTERLOGIC	Engineering and research services	221,815.00
Ukraine	TSOV INTERLOGIC	Healthcare services	192,775.00
United Arab Emirates	ABDUL ZAHIR BASHIR GENERAL TRADING L.L.C.	IT and communications equipment	84,318.00
United Arab Emirates	ALLOUCH DISTRIBUTION FZC	IT and communications equipment	125,863.00

Location of supplier	Supplier name	Category description	Value (USD)
WHO continued			
United Arab Emirates	AMAZON AUTO PARTS LLC	Motor vehicles and parts	108,623.00
United Arab Emirates	CSB MIDDLE EAST TELECOM FZC	IT and communications equipment	112,805.00
United Arab Emirates	GREEN TECHNOLOGY FOR TELECOM AND ELECTR	IT and communications equipment	163,868.00
United Arab Emirates	GULF PHARMACEUTICAL INDUSTRIES (JULPHAR)	Pharmaceuticals, contraceptives, vaccines	498,150.00
United Arab Emirates	MERCK SERONO MIDDLE EAST FZ, LLC	Pharmaceuticals, contraceptives, vaccines	164,202.00
United Arab Emirates	NAFFCO FZCO	Motor vehicles and parts	1,137,000.00
United Arab Emirates	NORTH LANDSCAPING & TRADING LIMITED	Motor vehicles and parts	33,850.00
United Arab Emirates	NRS RELIEF FZE	Laboratory and testing equipment	97,000.00
United Arab Emirates	ORIENTAL ELITE TR LLC	IT and communications equipment	55,127.00
United Arab Emirates	PAAR IMPEX LLC	Live plant and animal material	315,250.00
United Arab Emirates	PARAMED INTERNATIONAL FZCO	Motor vehicles and parts	2,982,960.00
United Arab Emirates	PFIZER GULF FZ LLC	Pharmaceuticals, contraceptives, vaccines	33,113.00
United Arab Emirates	VENTURE INTERNATIONAL FZC	Healthcare services	66,400.00
United Arab Emirates	WORLD FOOD PROGRAMME	IT and communications equipment	77,781.00
United Kingdom of Great Britain and Northern Ireland	ABERYSTWYTH UNIVERSITY	Healthcare services	57,420.12
United Kingdom of Great Britain and Northern Ireland	BELFAST HEALTHY CITIES OFFICE	Healthcare services	112,883.98
United Kingdom of Great Britain and Northern Ireland	BMJ PUBLISHING GROUP LTD	Healthcare services	33,245.38
United Kingdom of Great Britain and Northern Ireland	BMJ PUBLISHING GROUP LTD	Public sector related services	101,031.57
United Kingdom of Great Britain and Northern Ireland	BRAND COMMUNICATION CREATIVES UK LTD	Public sector related services	80,317.00
United Kingdom of Great Britain and Northern Ireland	CAMBRIDGE ECONOMIC POLICY ASSOCIATES LTD	Healthcare services	153,219.00
United Kingdom of Great Britain and Northern Ireland	CIPFA	Politics and civic affairs services	382,943.67
United Kingdom of Great Britain and Northern Ireland	COCHRANE COLLABORATION	Healthcare services	472,351.67
United Kingdom of Great Britain and Northern Ireland	COCHRANE INNOVATIONS LIMITED	Healthcare services	88,109.45
United Kingdom of Great Britain and Northern Ireland	CORNERSTONE ONDEMAND	Healthcare services	30,090.50
United Kingdom of Great Britain and Northern Ireland	CREATE MARKETING LIMITED	Healthcare services	46,959.90
United Kingdom of Great Britain and Northern Ireland	CVENT EUROPE LTD.	Healthcare services	43,593.60
United Kingdom of Great Britain and Northern Ireland	DEBEN DIAGNOSTICS LTD	Medical equipment	699,054.00
United Kingdom of Great Britain and Northern Ireland	DIAMEDICA (UK) LTD	Medical equipment	129,226.00
United Kingdom of Great Britain and Northern Ireland	DOCTORS OF THE WORLD UK	Healthcare services	108,000.00
United Kingdom of Great Britain and Northern Ireland	DURBIN PLC	Laboratory and testing equipment	152,367.00
United Kingdom of Great Britain and Northern Ireland	DURBIN PLC	Medical equipment	462,109.00
United Kingdom of Great Britain and Northern Ireland	DURBIN PLC	Pharmaceuticals, contraceptives, vaccines	3,423,811.00
United Kingdom of Great Britain and Northern Ireland	ELECTROSONIC LTD.	IT and communications equipment	115,751.00
United Kingdom of Great Britain and Northern Ireland	ELECTROSONIC LTD.	Medical equipment	36,822.00
United Kingdom of Great Britain and Northern Ireland	ELSEVIER LTD	Healthcare services	50,400.00
United Kingdom of Great Britain and Northern Ireland	EMERGENT COUNTERMEASURES INTERNATIONAL	Laboratory and testing equipment	33,651.00
United Kingdom of Great Britain and Northern Ireland	EUROMONITOR INTERNATIONAL	Healthcare services	35,000.00
United Kingdom of Great Britain and Northern Ireland	EUROSTAR SCIENTIFIC LTD.	Laboratory and testing equipment	149,642.00
United Kingdom of Great Britain and Northern Ireland	EXPOLINK EUROPE LIMITED	Healthcare services	31,753.08
United Kingdom of Great Britain and Northern Ireland	FFW UK LIMITED	Healthcare services	53,536.36
United Kingdom of Great Britain and Northern Ireland	GARY COLEMAN ASSOCIATES LTD	Healthcare services	56,840.00
United Kingdom of Great Britain and Northern Ireland	GLOBAL SEPSIS ALLIANCE	Healthcare services	43,775.19
United Kingdom of Great Britain and Northern Ireland	HEALTH UNLIMITED LIMITED	Public sector related services	124,890.04
United Kingdom of Great Britain and Northern Ireland	HEEHAW LIMITED	Editorial, design, graphic services	31,208.05
United Kingdom of Great Britain and Northern Ireland	HILLGATE PARTNERS	Healthcare services	63,000.00
United Kingdom of Great Britain and Northern Ireland	HOCKLEY INTERNATIONAL LTD.	Live plant and animal material	46,022.00
United Kingdom of Great Britain and Northern Ireland	IC CONSULTANTS LTD	Healthcare services	40,697.67
United Kingdom of Great Britain and Northern Ireland	IMPERIAL COLLEGE LONDON	Healthcare services	150,813.52
United Kingdom of Great Britain and Northern Ireland	IMPERIAL COLLEGE OF SCIENCE TECHNOLOGY AN	Healthcare services	76,432.00
United Kingdom of Great Britain and Northern Ireland	INIS COMMUNICATION LTD	Healthcare services	63,824.97
United Kingdom of Great Britain and Northern Ireland	INTERNATIONAL MEDICAL CORPS	Healthcare services	47,093.00
United Kingdom of Great Britain and Northern Ireland	J&D WILKIE LTD	Office equipment	51,063.00
United Kingdom of Great Britain and Northern Ireland	JOHN WILEY & SONS LTD	Healthcare services	46,958.53
United Kingdom of Great Britain and Northern Ireland	KING'S COLLEGE LONDON	Healthcare services	43,960.00
United Kingdom of Great Britain and Northern Ireland	LIFE TECHNOLOGIES LIMITED	Laboratory and testing equipment	688,797.00
United Kingdom of Great Britain and Northern Ireland	LIVERPOOL SCHOOL OF TROPICAL MEDICINE	Healthcare services	343,853.00
United Kingdom of Great Britain and Northern Ireland	LIVERPOOL SCHOOL OF TROPICAL MEDICINE	Travel, food and lodging	80,000.00
United Kingdom of Great Britain and Northern Ireland	LONDON SCHOOL OF HYGIENE AND TROPICAL M	Healthcare services	504,184.78
United Kingdom of Great Britain and Northern Ireland	MACARTHYS LABORATORIES LTD T/A MARTINDAL	Pharmaceuticals, contraceptives, vaccines	107,369.00
United Kingdom of Great Britain and Northern Ireland	MALARIA CONSORTIUM	Healthcare services	417,264.00
United Kingdom of Great Britain and Northern Ireland	MANTA RAY MEDIA LTD	Engineering and research services	33,959.73
United Kingdom of Great Britain and Northern Ireland	MAQUET LTD	Medical equipment	101,262.00
United Kingdom of Great Britain and Northern Ireland	MORNINGSIDE PHARMACEUTICALS LTD.	Pharmaceuticals, contraceptives, vaccines	474,314.00
United Kingdom of Great Britain and Northern Ireland	MOVIANTO TRANSPORT SOLUTIONS LIMITED	Pharmaceuticals, contraceptives, vaccines	365,000.00
United Kingdom of Great Britain and Northern Ireland	NATIONAL INSTITUTE FOR BIOLOGICAL STANDARI	Healthcare services	75,000.00
United Kingdom of Great Britain and Northern Ireland	NINTEX UK LTD	IT and communications equipment	45,900.00
United Kingdom of Great Britain and Northern Ireland	NOVAMETRICS LTD	Healthcare services	53,900.00
United Kingdom of Great Britain and Northern Ireland	OXFORD UNIVERSITY	Healthcare services	90,719.29
United Kingdom of Great Britain and Northern Ireland	OXFORD UNIVERSITY INNOVATION LIMITED	Healthcare services	54,370.47
United Kingdom of Great Britain and Northern Ireland	PALINTEST LTD.	Laboratory and testing equipment	102,715.00
United Kingdom of Great Britain and Northern Ireland	PLB CONSULTING LIMITED	Engineering and research services	30,000.00
United Kingdom of Great Britain and Northern Ireland	PUBLIC HEALTH ENGLAND	Healthcare services	127,422.85
United Kingdom of Great Britain and Northern Ireland	PUBLIC HEALTH METRIKA LTD	Healthcare services	55,680.00
United Kingdom of Great Britain and Northern Ireland	RAND EUROPE COMMUNITY INTEREST COMPANY	Healthcare services	366,115.60
United Kingdom of Great Britain and Northern Ireland	RICHARD JAMES INTERNATIONAL LIMITED	Medical equipment	56,428.00
United Kingdom of Great Britain and Northern Ireland	RICHMOND HILL HOTEL	Travel, food and lodging	38,500.00
United Kingdom of Great Britain and Northern Ireland	ROBERT TAYLOR COMMUNICATIONS LTD	Healthcare services	47,735.62
United Kingdom of Great Britain and Northern Ireland	ROYAL COLLEGE OF GENERAL PRACTITIONERS EN	Travel, food and lodging	34,746.27
United Kingdom of Great Britain and Northern Ireland	SHEARGOLD LIMITED	Motor vehicles and parts	74,449.00
United Kingdom of Great Britain and Northern Ireland	SIGHTSAVERS INTERNATIONAL	Healthcare services	61,739.19
United Kingdom of Great Britain and Northern Ireland	SYMPLECTIC LIMITED	Healthcare services	71,800.00
United Kingdom of Great Britain and Northern Ireland	THE LONDON SCHOOL OF ECONOMICS AND POLI	Healthcare services	142,200.73
United Kingdom of Great Britain and Northern Ireland	THE MCGRIGOR CORPORATION LIMITED	Healthcare services	60,000.00
United Kingdom of Great Britain and Northern Ireland	THE OPERATIONS PARTNERSHIP	Healthcare services	78,000.00

Location of supplier	Supplier name	Category description	Value (USD)
WHO continued			
United Kingdom of Great Britain and Northern Ireland	THE UNIVERSITY OF CENTRAL LANCASHIRE	Healthcare services	41,320.00
United Kingdom of Great Britain and Northern Ireland	THE UNIVERSITY OF NOTTINGHAM	Healthcare services	76,413.00
United Kingdom of Great Britain and Northern Ireland	UNIVERSITY OF CAMBRIDGE	Healthcare services	116,171.00
United Kingdom of Great Britain and Northern Ireland	UNIVERSITY OF EDINBURGH	Healthcare services	167,732.81
United Kingdom of Great Britain and Northern Ireland	VBDC CONSULTING LTD.	Healthcare services	33,572.94
United Kingdom of Great Britain and Northern Ireland	VWR INTERNATIONAL LTD. UK	Laboratory and testing equipment	266,057.00
United Kingdom of Great Britain and Northern Ireland	WALKGROVE LIMITED	Healthcare services	59,754.67
United Kingdom of Great Britain and Northern Ireland	WATERAID	Healthcare services	38,659.79
United Kingdom of Great Britain and Northern Ireland	WEBER SHANDWICK	Healthcare services	99,575.00
United Kingdom of Great Britain and Northern Ireland	WELLCOME TRUST	Healthcare services	109,189.86
United Kingdom of Great Britain and Northern Ireland	WILTON PARK EXECUTIVE AGENCY	Healthcare services	63,906.86
United Kingdom of Great Britain and Northern Ireland	WILTON PARK HOTEL	Healthcare services	190,030.00
United Kingdom of Great Britain and Northern Ireland	XEROX LTD MIDDLE EAST & AFRICA	IT and communications equipment	49,286.00
United Kingdom of Great Britain and Northern Ireland	ZENSAR TECHNOLOGIES UK LTD	Engineering and research services	760,855.00
United Kingdom of Great Britain and Northern Ireland	ZENSAR TECHNOLOGIES UK LTD	Healthcare services	62,400.00
United Republic of Tanzania	BEST SERVICES LIMITED	Travel, food and lodging	80,755.81
United Republic of Tanzania	EKAMA DEVELOPMENT FOUNDATION	Healthcare services	48,758.39
United Republic of Tanzania	HAYDOM LUTHERAN HOSPITAL	Healthcare services	112,000.00
United Republic of Tanzania	IFAKARA HEALTH INSTITUTE	Healthcare services	567,693.00
United Republic of Tanzania	MUHIMBILI UNIVERSITY OF HEALTH AND ALLIED S	Healthcare services	331,344.00
United Republic of Tanzania	NATIONAL BUREAU OF STATISTICS	Healthcare services	240,270.00
United Republic of Tanzania	RAMADA RESORT DARESSALAAM	Editorial, design, graphic services	71,482.89
United Republic of Tanzania	RAMADA RESORT DARESSALAAM	Travel, food and lodging	32,150.00
United Republic of Tanzania	REAL2REEL FILM PRODUCTIONS LTD	Healthcare services	30,092.23
United Republic of Tanzania	SEA CLIFF RESORT AND SPA LIMITED	Editorial, design, graphic services	34,738.27
United Republic of Tanzania	SIKIKA COMPANY LIMITED	Healthcare services	148,600.00
United Republic of Tanzania	TANZANIA MEDIA FOUNDATION (TMF)	Healthcare services	56,551.89
United Republic of Tanzania	UNITED NATIONS DEVELOPMENT PROGRAMME (U	Transportation, storage, mail services	32,060.80
United Republic of Tanzania	ZANZIBAR BEACH RESORT	Travel, food and lodging	31,751.98
United States of America	ABDO S. YAZBECK	Healthcare services	126,000.00
United States of America	ACCESS BIO INC.	Laboratory and testing equipment	86,069.00
United States of America	ALERE NORTH AMERICA, INC	Laboratory and testing equipment	638,822.00
United States of America	AON CONSULTING, INC	Healthcare services	349,500.00
United States of America	ASPEN HEALTHCARE SERVICES LLC	Healthcare services	16,405,711.13
United States of America	AURAPLAYER INC.	IT and communications equipment	43,200.00
United States of America	AVENIR HEALTH, INC.	Financial and insurance services	138,500.00
United States of America	AVENIR HEALTH, INC.	Healthcare services	63,930.00
United States of America	BIO-RAD LABORATORIES, INC.	Laboratory and testing equipment	35,621.00
United States of America	BIOSTAT GLOBAL CONSULTING LLC	Healthcare services	182,000.00
United States of America	BLUE RASTER LLC	Healthcare services	50,000.00
United States of America	BROWN CONSULTING GROUP INTERNATIONAL LL	Healthcare services	52,000.00
United States of America	BROWN UNIVERSITY	Healthcare services	120,763.34
United States of America	CEB INC.	Engineering and research services	33,000.00
United States of America	CENTER FOR DISEASE DYNAMICS, ECONOMICS & I	Healthcare services	39,520.00
United States of America	CHEMONICS INTERNATIONAL INC.	Healthcare services	795,003.00
United States of America	COLUMBIA UNIVERSITY	Healthcare services	117,027.00
United States of America	DECISION RESOURCES, INC.	Healthcare services	62,280.00
United States of America	DHARMA PLATFORM INC	Healthcare services	119,240.00
United States of America	EDUCATION DEVELOPMENT CENTER INC	Healthcare services	36,800.00
United States of America	EMORY UNIVERSITY	Healthcare services	109,938.00
United States of America	EMORY UNIVERSITY (RESEARCH)	Healthcare services	100,000.00
United States of America	ENCOMPASS LLC	Healthcare services	55,814.50
United States of America	ESRI	Engineering and research services	113,923.00
United States of America	GLOBAL EMERGENCY GROUP, LLC.	Healthcare services	36,419.00
United States of America	GLOBAL HEALTH STRATEGIES LLC	Healthcare services	50,000.00
United States of America	GRAND HYATT ATLANTA	Travel, food and lodging	71,674.00
United States of America	GYNUITY HEALTH PROJECTS	Healthcare services	47,150.00
United States of America	HERMAN MILLER, INC.	Medical equipment	110,161.00
United States of America	HERMAN MILLER, INC.	Office equipment	118,462.00
United States of America	HEWITT ASSOCIATES LLC	Healthcare services	45,393.00
United States of America	HHR 42 ASSOCIATES LP	Travel, food and lodging	58,054.21
United States of America	HOFFMAN & HOFFMAN	Healthcare services	69,000.00
United States of America	ICF CONSULTING GROUP INC.	Healthcare services	734,562.00
United States of America	IMAI-IMCI ALLIANCE, INC.	Management and admin services	49,651.00
United States of America	INBIOS INTERNATIONAL, INC.	Laboratory and testing equipment	352,165.00
United States of America	INFORMATION MANAGEMENT AND MINE ACTION	Healthcare services	596,259.36
United States of America	INITIATIVES INC.	Healthcare services	86,995.00
United States of America	INSTITUTE FOR COLLABORATIVE DEVELOPMENT L	Healthcare services	33,308.00
United States of America	IOM NEW YORK (INTERNATIONAL ORGANIZATION	Building and maintenance services	30,668.00
United States of America	J. ORLOFF & ASSOCIATES, INC DBA PHARMSTAT	Healthcare services	36,100.00
United States of America	JOHN HOPKINS SCHOOL OF MEDICINE	Healthcare services	90,585.00
United States of America	JOHN RAE PHOTOGRAPHY	Healthcare services	45,000.00
United States of America	JOHNS HOPKINS BLOOMBERG SCHOOL OF PUBLI	Healthcare services	509,578.00
United States of America	JOHNS HOPKINS UNIVERSITY	Healthcare services	1,074,037.00
United States of America	KUSTOM SIGNALS, INC.	Office equipment	33,750.00
United States of America	LEVIN AND MORGAN LLC	Healthcare services	73,080.00
United States of America	LIFE TECHNOLOGIES	Laboratory and testing equipment	33,365.00
United States of America	MCT ASSOCIATES	Healthcare services	135,300.00
United States of America	MEDIAPRO HOLDINGS, LLC	Engineering and research services	153,050.00
United States of America	MWATER FOUNDATION, INC.	Healthcare services	55,000.00
United States of America	NEW YORK ACADEMY OF SCIENCES	Editorial, design, graphic services	32,150.00
United States of America	NORTHEASTERN UNIVERSITY	Healthcare services	75,000.00
United States of America	NSF INTERNATIONAL	Healthcare services	305,323.00
United States of America	ONA SYSTEMS	Healthcare services	321,040.00

Location of supplier	Supplier name	Category description	Value (USD)
WHO continued			
United States of America	ONA SYSTEMS	IT and communications equipment	86,900.00
United States of America	OPENCLINICA	Healthcare services	112,020.00
United States of America	PANORAMA STRATEGY	Healthcare services	198,250.00
United States of America	PHYSICIANS FOR REPRODUCTIVE HEALTH	Healthcare services	105,500.00
United States of America	PLANSON INTERNATIONAL CORPORATION	IT and communications equipment	151,422.00
United States of America	PLAZA TOWER LLC C/O RUBEN COMPANIES	Engineering and research services	219,374.32
United States of America	POPULATION COUNCIL, INC. (POPULATION COUN	Healthcare services	194,045.00
United States of America	PRESIDENT AND FELLOWS OF HARVARD COLLEGE	Healthcare services	267,268.00
United States of America	PURPOSE CAMPAIGNS LLC	Engineering and research services	130,000.00
United States of America	PURPOSE CAMPAIGNS LLC	Public sector related services	50,000.00
United States of America	QIAGEN BEVERLY, INC.	Laboratory and testing equipment	288,000.00
United States of America	SALTERMITCHELL, INC.	Healthcare services	187,545.00
United States of America	SAVE THE CHILDREN FEDERATION, INC.	Healthcare services	100,460.00
United States of America	SKYPAC PARTS & SUPPLY, LLC DBA: DXL - DEFENSI	Laboratory and testing equipment	49,973.00
United States of America	SRD FOUNDATION	Healthcare services	341,024.00
United States of America	SYRIAN AMERICAN MEDICAL SOCIETY FOUNDATIC	Healthcare services	652,852.65
United States of America	TELERIK INC.	IT and communications equipment	99,998.00
United States of America	TENORIO, MR BRIAN UBUNGEN	Healthcare services	35,648.36
United States of America	THE AQUAYA INSTITUTE	Healthcare services	78,657.00
United States of America	THE ARMORED GROUP, LLC	Motor vehicles and parts	961,581.00
United States of America	THE REGENTS OF THE UNIVERSITY OF CALIFORNIA	Healthcare services	150,876.00
United States of America	THE ROTARY FOUNDATION OF ROTARY INTERNAT	Travel, food and lodging	37,198.79
United States of America	THE UNITED STATES PHARMACOPEIAL CONVENTI	Healthcare services	986,870.80
United States of America	THINKWELL LLC	Healthcare services	62,475.00
United States of America	TRANSLATORS WITHOUT BORDERS	Healthcare services	66,000.00
United States of America	TRUSTEES OF DARTMOUTH COLLEGE	Healthcare services	134,769.00
United States of America	TRUSTEES OF TUFTS COLLEGE	Healthcare services	71,760.00
United States of America	UNDP	Healthcare services	72,000.00
United States of America	UNDP UNITED NATIONS DEVELOPMENT PROGRAI	Healthcare services	103,295.20
United States of America	UNFPA ACCOUNT	Healthcare services	33,480.00
United States of America	UNITED NATIONS ECONOMIC COMMISSION FOR A	Healthcare services	432,378.81
United States of America	UNIVERSITY OF FLORIDA BOARD OF TRUSTEES	Healthcare services	200,612.00
United States of America	UNIVERSITY OF WASHINGTON	Healthcare services	288,497.00
United States of America	UNOPS	Healthcare services	31,757.00
United States of America	UNOPS	Laboratory and testing equipment	261,636.00
United States of America	UNOPS	Public sector related services	76,500.00
United States of America	VAULTIVE, INC	Engineering and research services	315,000.00
United States of America	VERISTAT LLC	Healthcare services	249,997.50
Uzbekistan	QUADRO SERVICE, LLC	Travel, food and lodging	47,309.74
Viet Nam	CONG TY TNHH TICH HOP HE THONG CMC	IT and communications equipment	45,071.00
Viet Nam	HANOI SCHOOL OF PUBLIC HEALTH	Healthcare services	115,000.00
Viet Nam	HISP-VN CO.LTD	Healthcare services	114,981.00
Viet Nam	INSTITUTE OF VACCINES AND MEDICAL BIOLOGIC	Healthcare services	630,026.52
Viet Nam	NATIONAL INSTITUTE OF HYGIENE AND EPIDEMIC	Healthcare services	100,000.06
Viet Nam	NATIONAL INSTITUTE OF MALARIOLOGY, PARASIT	Healthcare services	185,968.83
Viet Nam	THE LAB SAIGON	Healthcare services	31,900.00
Viet Nam	UNITED NATIONS DEVELOPMENT PROGRAMME (U	Healthcare services	281,347.36
Yemen	NAME WITHHELD FOR SECURITY REASONS	Building and maintenance services	47,200.00
Yemen	NAME WITHHELD FOR SECURITY REASONS	Engineering and research services	3,735,915.79
Yemen	NAME WITHHELD FOR SECURITY REASONS	Healthcare services	4,092,437.87
Yemen	NAME WITHHELD FOR SECURITY REASONS	IT and communications equipment	506,324.00
Yemen	NAME WITHHELD FOR SECURITY REASONS	Laboratory and testing equipment	529,268.00
Yemen	NAME WITHHELD FOR SECURITY REASONS	Material handling machinery	120,872.00
Yemen	NAME WITHHELD FOR SECURITY REASONS	Medical equipment	1,941,556.00
Yemen	NAME WITHHELD FOR SECURITY REASONS	Motor vehicles and parts	129,270.00
Yemen	NAME WITHHELD FOR SECURITY REASONS	Musical instruments and arts and crafts	222,943.00
Yemen	NAME WITHHELD FOR SECURITY REASONS	Office equipment	398,327.00
Yemen	NAME WITHHELD FOR SECURITY REASONS	Pharmaceuticals, contraceptives, vaccines	398,900.00
Yemen	NAME WITHHELD FOR SECURITY REASONS	Structures, construction components	38,001.00
Yemen	NAME WITHHELD FOR SECURITY REASONS	Transportation, storage, mail services	1,149,700.30
Zambia	UNDP	Healthcare services	167,699.24
Zambia	UNIVERSITY TEACHING HOSPITAL OF ZAMBIA	Healthcare services	40,402.00
Zimbabwe	AFRICAN SUN AMBER HOTEL MUTARE	Travel, food and lodging	36,975.00
Zimbabwe	BREASTPLATE SERVICES T/A NEMCHEM INTERNAT	Healthcare services	69,216.00
Zimbabwe	CROWNE PLAZA MONOMOTAPA	Travel, food and lodging	51,560.00
Zimbabwe	DEPARTMENT OF MEDICAL MICROBIOLOGY	Healthcare services	44,979.00
Zimbabwe	ELEPHANT HILLS RESORT	Travel, food and lodging	98,820.00
Zimbabwe	J&P SECURITY SERVICES	Healthcare services	657,212.00
Zimbabwe	PROCOMM PVT LTD	IT and communications equipment	52,232.00
Zimbabwe	REDCLIFF ELECTRICAL ENG (PVT) LTD	Healthcare services	51,506.00
Zimbabwe	SUPASWIFT/PVT LTD T/A FEDEX	Transportation, storage, mail services	80,656.00
Zimbabwe	TECHSOL SYSTEMS PRIVATE LIMITED	IT and communications equipment	38,469.00
Zimbabwe	UNDP	Healthcare services	78,892.72
WIPO			
Argentina	CBTELEFONIA SRL	Politics and civic affairs services	39,058.27
Argentina	ELECTROSHOWS	Politics and civic affairs services	35,670.42
Argentina	TIFLONEXOS	Politics and civic affairs services	56,730.55
Bangladesh	COMPUTER VILLAGE	Politics and civic affairs services	35,988.32
Bangladesh	YOUNG POWER IN SOCIAL ACTION	Politics and civic affairs services	49,646.04
Belgium	ADVANCO SA	Engineering and research services	67,263.66
Belgium	CIGNA INTERNATIONAL HEALTH SERVICES BVBA	Financial and insurance services	475,496.96
Belgium	DONNELLEY FINANCIAL SOLUTIONS	Editorial, design, graphic services	35,149.09
Belgium	IDEST COMMUNICATION SA	Editorial, design, graphic services	253,549.70
Belgium	SDL BELGIUM NV	Editorial, design, graphic services	913,937.67

Location of supplier	Supplier name	Category description	Value (USD)
WIPO continued			
Belgium	SDL BELGIUM NV	Engineering and research services	33,271.81
Belgium	SOPRA STERIA BENELUX SA	Engineering and research services	85,268.76
Belgium	STERIA-TRASYS CONSORTIUM	Engineering and research services	3,181,492.92
Belgium	STERIA-TRASYS CONSORTIUM	Management and admin services	80,646.15
Botswana	COMPANIES&INTELLECTUAL PROPERTY AUTHORI	Politics and civic affairs services	35,014.20
Brazil	PBC ADMINISTRADORA DE BENS LTDA	Management and admin services	105,406.24
Canada	TITUS	Engineering and research services	99,289.30
China	JIANGSU SUNYU INFORMATION TECHNOLOGY CO	Editorial, design, graphic services	685,014.20
Denmark	DAN:OFFICE	IT and communications equipment	695,519.62
Denmark	DAN:OFFICE	Management and admin services	1,500.98
France	RSM FRANCE	Management and admin services	53,230.22
France	VERSION INTERNATIONALE SA	Editorial, design, graphic services	192,697.77
France	VISIOM	Office equipment	57,803.25
Germany	BRAINLOOP AG	Management and admin services	100,965.52
Germany	HFFA RESEARCH GMBH	Management and admin services	36,440.91
Germany	INFOCHEM GMBH	Management and admin services	100,912.78
Germany	IT-CUBE SYSTEMS GMBH	Management and admin services	39,954.89
Germany	PREVOLUTION GMBH & CO KG	Engineering and research services	41,458.60
Germany	SAM SOLUTIONS GMBH & CO.KG	Engineering and research services	34,872.21
Germany	TRENDELKAMP TECHNOLOGIE GMBH	Building and maintenance services	44,736.31
Hungary	ARCANUM DEVELOPMENT KFT.	Engineering and research services	50,862.07
India	OFFICE OF COMPTROLLER AND AUDITOR	Management and admin services	196,754.56
India	PARTECH SYSTEMS PVT. LTD.	Engineering and research services	82,758.62
India	SAKSHAM	Politics and civic affairs services	66,488.01
India	SUNTEC WEB SERVICES PVT. LTD.	Engineering and research services	51,115.62
Indonesia	CENTRE FOR STRATEGIC AND INTER STUDIES	Politics and civic affairs services	35,496.96
Ireland	FTI TREASURY LTD	Management and admin services	38,995.94
Ireland	MICROSOFT IRELAND OPERATIONS LTD	Engineering and research services	73,128.89
Ireland	SYMANTEC IRELAND	Management and admin services	152,888.54
Japan	DAIDO LIFE INSURANCE COMPANY	Management and admin services	179,708.35
Japan	JAPAN INST. FOR PROMOT. INVENTION & INNO	Editorial, design, graphic services	342,910.00
Japan	JAPAN TRANSLATION CENTER, LTD	Editorial, design, graphic services	287,221.10
Japan	KK RWS GROUP	Editorial, design, graphic services	740,294.12
Japan	TAKENAKA CORPORATION	Management and admin services	104,538.05
Kenya	DAPROIM AFRICA LIMITED	Management and admin services	104,279.51
Luxembourg	AMPLEXOR LUXEMBOURG SARL	Editorial, design, graphic services	235,056.31
Nepal	ACTION ON DISABILITY RIGHTS	Politics and civic affairs services	35,725.01
Nepal	IMS CONNECT	Politics and civic affairs services	46,159.68
Netherlands	UNI BUSINESS CENTRE BV	IT and communications equipment	35,992.04
Netherlands	UNIVERSITY OF GRONINGEN	Politics and civic affairs services	48,640.97
Philippines	UNIVERSITY OF ASIA AND	Politics and civic affairs services	30,425.96
Republic of Korea	KOREA INSTITUTE OF PATENT INFORMATION	Editorial, design, graphic services	1,088,215.01
Republic of Korea	KOREA INVENTION PROMOTION ASSOCIATION	Politics and civic affairs services	195,740.36
Republic of Korea	MPI CONSULTING INC.	Editorial, design, graphic services	541,947.26
Republic of Korea	NAM & NAM WORLD PATENT & LAW FIRM	Editorial, design, graphic services	618,813.39
Russian Federation	RUSSIAN STATE ACADEMY OF IP (RGAIS)	Politics and civic affairs services	41,071.37
Spain	ELKANODATA S.L.	Management and admin services	43,250.32
Spain	EVERIS SPAIN SLU	Engineering and research services	2,760,752.82
Spain	EVERIS SPAIN SLU	Management and admin services	1,009,870.10
Spain	GMV SOLUCIONES GLOBALES INTERNET S.A.U	Engineering and research services	909,578.09
Sri Lanka	ACCESS TO SUCCESS	Politics and civic affairs services	56,231.74
Switzerland	ADECCO HUMAN RESSOURCES AG	Management and admin services	2,083,815.67
Switzerland	AGEDA COMMUNICATION SARL	Engineering and research services	111,869.17
Switzerland	AGEDA COMMUNICATION SARL	IT and communications equipment	254,897.11
Switzerland	ALBERT STOLL GIROFLEX AG	Furniture	79,305.27
Switzerland	ALFER CONSTRUCTION SA	Building and maintenance services	171,818.97
Switzerland	ALPIQ INTEC SUISSE SA	Building and maintenance services	355,847.25
Switzerland	ASCENSEURS MENETREY SA	Building and maintenance services	52,302.23
Switzerland	ATELIER GAMME ARCHITECTURE	Building and maintenance services	157,150.10
Switzerland	ATELIER VERT SA	Building and maintenance services	38,933.42
Switzerland	AXIS HELVETIA SARL	Management and admin services	83,569.98
Switzerland	BARON & CHEVALLEY ARCHITECTES SARL	Building and maintenance services	30,425.96
Switzerland	BATIMMO SA	Building and maintenance services	121,519.73
Switzerland	BCGE-FCIG C/O DCTI	Building and maintenance services	234,584.18
Switzerland	BELL INTERNATIONAL SWITZERLAND SA	Management and admin services	152,212.07
Switzerland	BETELEC SA	Building and maintenance services	62,444.22
Switzerland	BLUE INFINITY (SWITZERLAND) SA	Engineering and research services	501,248.48
Switzerland	BROLLIET S.A.	Building and maintenance services	79,283.98
Switzerland	BT SWITZERLAND LTD	Engineering and research services	55,812.37
Switzerland	BT SWITZERLAND LTD	Management and admin services	38,409.74
Switzerland	BURCKHARDT+PARTNER SA	Building and maintenance services	172,413.79
Switzerland	BUREAU INTERNATIONAL DU TRAVAIL	Management and admin services	99,109.53
Switzerland	CANON (SUISSE) SA	Engineering and research services	551,058.82
Switzerland	CAPGEMINI SCHWEIZ AG	Engineering and research services	71,501.01
Switzerland	CEGOS SUISSE SA (GENEVE)	Management and admin services	63,894.52
Switzerland	CENTRE INTERNATIONAL DE CALCUL (ICC)	Engineering and research services	13,176,536.16
Switzerland	CERFI SA	Engineering and research services	1,333,265.72
Switzerland	CGC ENERGIE SA	Building and maintenance services	384,787.02
Switzerland	CLESTRA S.A.	Building and maintenance services	107,710.04
Switzerland	COPROCESS	Engineering and research services	45,892.49
Switzerland	CREDIT SUISSE AG	Financial and insurance services	103,448.28
Switzerland	DAISY CONSORTIUM	Management and admin services	44,801.22
Switzerland	DAISY CONSORTIUM	Politics and civic affairs services	46,754.56
Switzerland	DAN:OFFICE	IT and communications equipment	1,778,826.39

Location of supplier	Supplier name	Category description	Value (USD)
WIPO continued			
Switzerland	DATA CONVERSION SERVICE SA	Management and admin services	1,116,061.16
Switzerland	DELOITTE SA	Engineering and research services	96,348.88
Switzerland	DHL EXPRESS (SUISSE) SA	Transportation, storage, mail services	75,050.71
Switzerland	DIMENSION DATA SA	Engineering and research services	133,861.52
Switzerland	E. WEBER & CIE AG	Building and maintenance services	43,344.62
Switzerland	EDEN SPRINGS (SWITZERLAND) SA	Furniture	50,709.94
Switzerland	ELCA INFORMATIQUE SA	Engineering and research services	906,156.45
Switzerland	ELDORA	Management and admin services	329,614.60
Switzerland	ELDORA	Office equipment	60,851.93
Switzerland	ENTREPRISE BELLONI SA	Building and maintenance services	906,775.25
Switzerland	EPFL	Building and maintenance services	58,316.43
Switzerland	ERNST & YOUNG SA	Management and admin services	537,525.35
Switzerland	FIDES TREASURY SERVICES AG	Management and admin services	37,497.57
Switzerland	FINCONS GROUP AG	Engineering and research services	802,274.85
Switzerland	FONDATION DES PARKINGS	Building and maintenance services	476,105.48
Switzerland	GINOX SA	Building and maintenance services	44,214.00
Switzerland	HELVETIA ASSURANCES	Financial and insurance services	210,317.16
Switzerland	HEWLETT PACKARD (SCHWEIZ) GMBH	Engineering and research services	132,873.15
Switzerland	INFORMATION ARCHITECTS GMBH	Engineering and research services	191,886.41
Switzerland	IRON MOUNTAIN (SCHWEIZ) AG	Management and admin services	776,380.83
Switzerland	LACHENAL SA	Building and maintenance services	58,554.77
Switzerland	LOUIS GENEVE	Building and maintenance services	243,719.17
Switzerland	MAB-INGÉNIERIE SA	Building and maintenance services	60,851.93
Switzerland	MANPOWER	Management and admin services	1,217,955.78
Switzerland	MARTIN SANITAIRES SA	Building and maintenance services	117,772.36
Switzerland	MBS CAPITAL ADVICE SA	Management and admin services	100,725.22
Switzerland	MICHAEL PAGE INTERNATIONAL (SUISSE) SA	Management and admin services	1,809,446.04
Switzerland	MINO SA	Building and maintenance services	186,286.34
Switzerland	NAGRAVISION SA/KUDELSKI SECURITY	Engineering and research services	194,531.72
Switzerland	NEOPOST AG	Engineering and research services	30,487.72
Switzerland	OPEN SYSTEMS AG	Management and admin services	50,202.84
Switzerland	ORACLE SOFTWARE (SCHWEIZ) GMBH	Engineering and research services	1,268,467.61
Switzerland	OTIS SA	Building and maintenance services	189,553.75
Switzerland	POSTE CH SA	Transportation, storage, mail services	1,198,498.67
Switzerland	PROTECTAS SA	Management and admin services	183,164.30
Switzerland	PROTECTAS SA	Public order and security services	3,836,485.80
Switzerland	RÉGENT APPAREILS D'ÉCLAIRAGE SA	Furniture	75,667.91
Switzerland	ROMANDE ENERGIE COMMERCE SA	Public sector related services	1,009,127.79
Switzerland	ROSSET IMMOBILIER	Building and maintenance services	255,651.12
Switzerland	SAP (SCHWEIZ) AG	Engineering and research services	34,077.08
Switzerland	SCHNEIDER ELECTRIC (SUISSE) SA	Building and maintenance services	115,377.28
Switzerland	SCRT INFORMATION SECURITY	Engineering and research services	38,311.83
Switzerland	SECURITON SA	Office equipment	96,625.03
Switzerland	SECURITON SA	Public order and security services	72,067.09
Switzerland	SERGE LOCATELLI SA	Building and maintenance services	183,329.94
Switzerland	SERRURERIE DE VERSOIX SA	Building and maintenance services	158,491.53
Switzerland	SERRURERIE DE VERSOIX SA	Management and admin services	104,703.04
Switzerland	SERVICES INDUSTRIELS DE GENÈVE	Building and maintenance services	436,105.48
Switzerland	SERVICES INDUSTRIELS DE GENÈVE	Public sector related services	588,235.29
Switzerland	SHARP ELECTRONICS (SCHWEIZ) AG	IT and communications equipment	354,969.57
Switzerland	SIEMENS SUISSE SA (PLAN-LES-OUATES)	Building and maintenance services	150,429.01
Switzerland	SIEMENS SUISSE SA (PLAN-LES-OUATES)	Public order and security services	282,319.78
Switzerland	SMARTWAVE SA	Engineering and research services	308,029.48
Switzerland	SPG - LA SOCIÉTÉ PRIVÉE DE GÉRANCE	Building and maintenance services	76,064.91
Switzerland	SPIE ICS SA	IT and communications equipment	99,355.20
Switzerland	SPIE ICS SA	Management and admin services	52,442.19
Switzerland	SPIE ICS SA	Public order and security services	4,837.73
Switzerland	SUNRISE COMMUNICATIONS AG	IT and communications equipment	37,844.41
Switzerland	SWISSCOM SA GRANDES ENTREPRISES	IT and communications equipment	31,236.31
Switzerland	SWISSCOM SA GRANDES ENTREPRISES	Public sector related services	803,827.59
Switzerland	TOPNET SA (GE)	Industrial cleaning services	1,881,664.32
Switzerland	TRANSVOIRIE SA	Building and maintenance services	73,022.31
Switzerland	VIANSONE SA	Building and maintenance services	56,389.45
Switzerland	WORLD INTELLECTUAL PROPERTY ORGANIZATION	Management and admin services	626,774.85
United Kingdom of Great Britain and Northern Ireland	ACUITY RISK MANAGEMENT LLP	Engineering and research services	43,676.47
United Kingdom of Great Britain and Northern Ireland	CEDAR CONSULTING (UK) LTD	Engineering and research services	869,051.72
United Kingdom of Great Britain and Northern Ireland	CONTROL RISKS GROUP LIMITED	Engineering and research services	278,267.37
United Kingdom of Great Britain and Northern Ireland	CONTROL RISKS GROUP LIMITED	Management and admin services	309,421.93
United Kingdom of Great Britain and Northern Ireland	FILMTEK	Public order and security services	209,164.59
United Kingdom of Great Britain and Northern Ireland	FORRESTER RESEARCH LTD	Management and admin services	40,567.95
United Kingdom of Great Britain and Northern Ireland	HEXAWARE TECHNOLOGIES UK LTD.	Engineering and research services	273,529.41
United Kingdom of Great Britain and Northern Ireland	MICROSOFT IRELAND OPERATIONS LTD	Engineering and research services	206,917.40
United Kingdom of Great Britain and Northern Ireland	OPEN TEXT LTD (UK)	Engineering and research services	40,203.69
United Kingdom of Great Britain and Northern Ireland	PROCUREMENT LEADERS LIMITED	Management and admin services	34,949.57
United Kingdom of Great Britain and Northern Ireland	RPOST UK LIMITED	Transportation, storage, mail services	70,993.91
United Kingdom of Great Britain and Northern Ireland	RWS TRANSLATIONS LTD	Editorial, design, graphic services	2,534,928.80
United Kingdom of Great Britain and Northern Ireland	SQUARE ONE RESOURCES LIMITED	Management and admin services	55,476.22
United Kingdom of Great Britain and Northern Ireland	TECHNICAL LANGUAGE SERVICES INC.	Editorial, design, graphic services	1,362,028.19
United States of America	ASPECT SECURITY INC.	Engineering and research services	85,492.90
United States of America	BIO VENTURES FOR GLOBAL HEALTH	Politics and civic affairs services	116,262.93
United States of America	CORNELL UNIVERSITY	Politics and civic affairs services	50,709.94
United States of America	CUTTER CONSORTIUM	Engineering and research services	74,971.15
United States of America	CUTTER CONSORTIUM	Management and admin services	121,374.24
United States of America	GLOBAL LEARNING SYSTEMS LLC	Management and admin services	44,632.72

Location of supplier	Supplier name	Category description	Value (USD)
WIPO continued			
United States of America	HCL AMERICA, INC.	Engineering and research services	720,787.32
United States of America	HCL AMERICA, INC.	Management and admin services	- 102,428.03
United States of America	HUMANWARE USA INC	IT and communications equipment	100,161.42
United States of America	METRICSTREAM INC.	Engineering and research services	47,336.21
United States of America	MORNINGSIDE TRANSLATIONS, INC.	Editorial, design, graphic services	3,016,375.25
United States of America	MULTILING CORPORATION	Editorial, design, graphic services	903,042.60
United States of America	OKABE & YAMPOLSKY TRANSLATIONS	Editorial, design, graphic services	2,811,206.90
United States of America	SULLIVAN & CROMWELL LLP	Management and admin services	68,083.16
United States of America	TRIGYN TECHNOLOGIES INC.	Engineering and research services	4,764,611.56
United States of America	TRIGYN TECHNOLOGIES INC.	Management and admin services	536,799.09
United States of America	UNITED NATIONS - NEW-YORK	Management and admin services	220,653.64
United States of America	UNITED NATIONS - NEW-YORK	Politics and civic affairs services	40,851.93
United States of America	UNITED NATIONS - NEW-YORK	Public order and security services	37,994.42
United States of America	UNITED NATIONS DEVELOPMENT CORPORATION	Building and maintenance services	173,992.51
Zimbabwe	VENTURECOM	Management and admin services	192,473.65
WMO			
Australia	TYPEFI SYSTEMS PTY LTD	Editorial, design, graphic services	49,003.74
Finland	VAISALA OYJ	Laboratory and testing equipment	679,963.10
Finland	VAISALA OYJ	Transportation, storage, mail services	341.29
France	METEO FRANCE INTERNATIONAL	Engineering and research services	1,294,374.74
Germany	BEST WESTERN HOTEL DOMICIL	Travel, food and lodging	37,565.77
Italy	CAPGEMINI ITALIA SPA	Engineering and research services	348,074.43
Italy	LUTECH S.P.A.	Engineering and research services	86,458.84
Italy	LUTECH S.P.A.	IT and communications equipment	115,461.85
Italy	NESA SRL	Laboratory and testing equipment	31,671.00
Japan	ORIENTAL ELECTRONICS, INC.	Management and admin services	137,509.51
Mexico	MONDOALQUIXA	Travel, food and lodging	123,854.00
Norway	SNÖBALL	Editorial, design, graphic services	81,909.71
Slovakia	IBL SOFTWARE ENGINEERING S.R.O.	IT and communications equipment	54,654.47
Spain	EVERIS SPAIN SLU	Engineering and research services	207,398.84
Spain	EVERIS SPAIN SLU	Management and admin services	242,944.31
Switzerland	AGEDA COMMUNICATION SARL	IT and communications equipment	22,120.12
Switzerland	AGEDA COMMUNICATION SARL	Travel, food and lodging	33,374.37
Switzerland	ALPIQ INTEC ROMANDIE SA	Building and maintenance services	883,816.82
Switzerland	ALPIQ INTEC ROMANDIE SA	Industrial cleaning services	45,386.75
Switzerland	CANON (SUISSE) SA	Transportation, storage, mail services	66,232.20
Switzerland	CWT CARLSON WAGONLIT TRAVEL	Transportation, storage, mail services	5,453,502.52
Switzerland	ETAVIS TSA	Building and maintenance services	44,175.42
Switzerland	ETAVIS TSA	Engineering and research services	10,308.64
Switzerland	ETAVIS TSA	Security and safety equipment	36,610.08
Switzerland	INTERNATIONAL COMPUTING CENTRE / ICC (EX-U	Engineering and research services	666,596.52
Switzerland	INTERNATIONAL TELECOMMUNICATION UNION (I	Management and admin services	63,424.94
Switzerland	ORACLE SOFTWARE (SCHWEIZ) GMBH	Engineering and research services	61,641.57
Switzerland	ORACLE SWITZERLAND	Engineering and research services	168,981.97
Switzerland	ROMANDE ENERGIE COMMERCE SA	Public sector related services	203,899.01
Switzerland	SHARP ELECTRONICS (SUISSE) SA	Management and admin services	79,770.97
Switzerland	SIG - SERVICES INDUSTRIELS DE GENÈVE	Public sector related services	248,519.03
Switzerland	SPIE ICS AG	Engineering and research services	334,344.70
Switzerland	SUNRISE COMMUNICATIONS SA	Engineering and research services	166,505.20
Switzerland	SWISS FEDERAL AUDIT SERVICE	Financial and insurance services	144,032.92
United Kingdom of Great Britain and Northern Ireland	ECMWF, EUROPEAN CENTRE FOR MEDIUM-RANGE	Engineering and research services	49,528.28
United States of America	CTI	Engineering and research services	34,940.00
United States of America	EN-SCI	Laboratory and testing equipment	45,601.60
United States of America	UNIVERSITY OF ARIZONA	Management and admin services	50,110.18

ANNEXES

ANNEX I – ABBREVIATIONS

ASR - Annual Statistical Report on United Nation Procurement

DAC - Development Assistance Committee

DESA - The United Nations Department of Economic and Social Affairs

ECLAC - Economic Commission for Latin America and the Caribbean

ERP - Enterprise Resource Planning

ESCAP - Economic and Social Commission for Asia and the Pacific

ESCWA - Economic and Social Commission for Western Asia

FAO - Food and Agriculture Organization of the United Nations

HLCM–PN - United Nations High–Level Committee on Management Procurement Network

IAEA - International Atomic Energy Agency

IAPSO - Inter–Agency Procurement Services Office

IFAD - International Fund for Agricultural Development

ILO - International Labour Organization

IMF - International Monetary Fund

IMO - International Maritime Organization

IOM - International Organization for Migration

ITC - International Trade Centre

ITU - International Telecommunication Union

LDC - Least developed country

LTA - Long Term Agreement

NIM - National Implementation Modality

OECD - Organization for Economic Co–operation and Development

OPCW - Organization for the Prohibition of Chemical Weapons

PAHO - The Pan American Health Organization

QCPR - Quadrennial Comprehensive Policy Review

SDG - Sustainable Development Goals

SP - Sustainable Procurement

UN - United Nations

UN Women - United Nations Entity for Gender Equality and the Empowerment of Women

UNAIDS - Joint United Nations Programme on HIV/AIDS

UNAKRT - United Nations Assistance to the Khmer Rouge Trials

UNCTAD - United Nations Conference on Trade and Development

UNDP - United Nations Development Programme

UNECA - United Nations Economic Commission for Africa

UNESCO - United Nations Educational, Scientific and Cultural Organization

UNFCCC - United Nations Framework Convention on Climate Change

UNFPA - United Nations Population Fund

UNGC - United Nations Global Compact

UNGM - United Nations Global Marketplace

UNHCR - Office of the United Nations High Commissioner for Refugees

UNICEF - United Nations Children's Fund

UN–ICTY/MICT - United Nations International Criminal Tribunal for the former Yugoslavia

UNIDO - United Nations Industrial Development Organization

UNOG - United Nations Office at Geneva

UNON - United Nations Office at Nairobi

UNOPS - United Nations Office for Project Services

UNOV - United Nations Office at Vienna

UNPD - United Nations Procurement Division

UNRWA - United Nations Relief and Works Agency for Palestine Refugees in the Near East

UNSCOC - United Nations Supplier Code of Conduct

UNSPSC - United Nations Standard Products and Services Code

UNU - United Nations University

UNV - United Nations Volunteers

UNWTO - United Nations World Tourism Organization

UPU - Universal Postal Union

WFP - World Food Programme

WHO - World Health Organization

WIPO - World Intellectual Property Organization

WMO - World Meteorological Organization

ANNEX II – DISTRIBUTION OF COUNTRIES AND TERRITORIES

Throughout this report, the terminology "country" or "countries" refers to countries and territories.

Country names, as well as their designation by geographic region, follow the Standard Country of Area Codes for Statistical Use, referred to as the M49 standard and prepared by the Statistics Division of the UN Secretariat. [39]

There is no established convention for the designation of development status countries or areas in the United Nations system. However, for analytical purposes, this report classifies all countries into one of four broad categories: developed countries; developing countries; countries with economies in transition, and least developed countries (LDCs). The ASR follows country categorizations as defined by UNCTADstat,[40] with the exception of LDCs, for which M49 is followed.

The designations employed do not imply the expression of any opinion whatsoever on the part of the United Nations concerning the legal status of any country, territory, city or area or of its authorities, or concerning the delimitation of its frontiers or boundaries. The assignment of countries or areas to specific groupings is for statistical convenience and does not imply any assumption regarding political or other affiliation of countries or territories by the United Nations.

39 For more information on the M49 classification, visit: https://unstats.un.org/unsd/methodology/m49/.

40 For more information on UNCTADstat country designations, visit http://unctadstat.unctad.org/EN/Classifications.html.

Developing countries and territories

- Algeria
- American Samoa
- Anguilla
- Antigua and Barbuda
- Argentina
- Aruba
- Bahamas
- Bahrain
- Barbados
- Belize
- Bermuda
- Bolivia (Plurinational State of)
- Bonaire, Sint Eustatius and Saba
- Botswana
- Brazil
- British Virgin Islands
- Brunei Darussalam
- Cabo Verde
- Cameroon
- Cayman Islands
- Chile
- China
- Colombia
- Congo
- Cook Islands
- Costa Rica
- Côte d'Ivoire
- Cuba
- Curaçao
- Democratic People's Republic of Korea
- Dominica
- Dominican Republic
- Ecuador
- Egypt
- El Salvador
- Equatorial Guinea
- Eswatini[41]
- Falkland Islands (Malvinas)
- Fiji
- French Guiana
- French Polynesia
- Gabon
- Ghana
- Greenland
- Grenada
- Guadeloupe

41 Effective April 2018, the Kingdom of Swaziland became officially known as the Kingdom of Eswatini. This report uses the short form Eswatini, which is current at the time of publication.

- Guam
- Guatemala
- Guyana
- Honduras
- India
- Indonesia
- Iran (Islamic Republic of)
- Iraq
- Jamaica
- Jordan
- Kenya
- Kuwait
- Lebanon
- Libya
- Malaysia
- Maldives
- Marshall Islands
- Martinique
- Mauritius
- Mayotte
- Mexico
- Micronesia (Federated States of)
- Mongolia
- Montserrat
- Morocco
- Namibia
- Nauru
- New Caledonia
- Nicaragua
- Nigeria
- Niue
- Northern Mariana Islands
- Oman
- Pakistan
- Palau
- Panama
- Papua New Guinea
- Paraguay
- Peru
- Philippines
- Pitcairn
- Puerto Rico
- Qatar
- Republic of Korea
- Réunion
- Saint Barthélemy
- Saint Helena
- Saint Kitts and Nevis
- Saint Lucia
- Saint Martin (French part)
- Saint Pierre and Miquelon
- Saint Vincent and the Grenadines

- Saint–Martin (French part)
- Samoa
- Saudi Arabia
- Seychelles
- Singapore
- Sint Maarten (Dutch part)
- South Africa
- Sri Lanka
- State of Palestine
- Suriname
- Syrian Arab Republic
- Thailand
- Tokelau
- Tonga
- Trinidad and Tobago
- Tunisia
- Turkey
- Turks and Caicos Islands
- United Arab Emirates
- United States Virgin Islands
- Uruguay
- Venezuela (Bolivarian Republic of)
- Viet Nam
- Wallis and Futuna Islands
- Western Sahara
- Zimbabwe

Least developed countries

- Afghanistan
- Angola
- Bangladesh
- Benin
- Bhutan
- Burkina Faso
- Burundi
- Cambodia
- Central African Republic
- Chad
- Comoros
- Democratic Republic of the Congo
- Djibouti
- Eritrea
- Ethiopia
- Gambia
- Guinea
- Guinea–Bissau
- Haiti
- Kiribati
- Lao People's Democratic Republic
- Lesotho
- Liberia
- Madagascar
- Malawi
- Mali
- Mauritania
- Mozambique
- Myanmar
- Nepal
- Niger
- Rwanda
- Sao Tome and Principe
- Senegal
- Sierra Leone
- Solomon Islands
- Somalia
- South Sudan
- Sudan
- Timor–Leste
- Togo
- Tuvalu
- Uganda
- United Republic of Tanzania
- Vanuatu
- Yemen
- Zambia

Countries with economies in transition

- Albania
- Armenia
- Azerbaijan
- Belarus
- Bosnia and Herzegovina
- Georgia
- Kazakhstan
- Kyrgyzstan
- Montenegro
- Republic of Moldova
- Russian Federation
- Serbia
- Tajikistan
- The Former Yugoslav Republic of Macedonia
- Turkmenistan
- Ukraine
- Uzbekistan

Developed countries and territories

- Åland Islands
- Andorra
- Australia
- Austria
- Belgium
- Bulgaria
- Canada
- Channel Islands
- Croatia
- Cyprus
- Czechia
- Denmark
- Estonia
- Faeroe Islands
- Finland
- France
- Germany
- Gibraltar
- Greece
- Guernsey
- Holy See
- Hungary
- Iceland
- Ireland
- Isle of Man
- Israel
- Italy
- Japan
- Jersey
- Latvia
- Liechtenstein
- Lithuania
- Luxembourg
- Malta
- Monaco
- Netherlands
- New Zealand
- Norfolk Island
- Norway
- Poland
- Portugal
- Romania
- San Marino
- Sark
- Slovakia
- Slovenia
- Spain
- Svalbard and Jan Mayen Islands
- Sweden
- Switzerland
- United Kingdom of Great Britain
- and Northern Ireland
- United States of America

ANNEX III – SECTORS AND CATEGORY NAMES

Category analysis in the ASR is based on the United Nations Standard Products and Services Code (UNSPSC®) standard. The UNSPSC is a publicly available multi–sector standard for classification of goods and services. More information can be found at http://www.unspsc.org

The report refers to Sectors, as defined below, as well as procurement categories based on the UNSPSC hierarchy.

Sectors

The ASR uses sector grouping of goods and services based on areas of focus for the UN. These sectors are:

- Clean Water and Sanitation
- Climate Action
- Construction and Engineering
- Consultancy, Administration and Operations
- Education
- Energy
- Food and Farming
- Health
- Humanitarian Aid
- Peace and Security
- Transport
- Other Goods and Services

UNSPSC categories

UNSPSC codes are divided into a four–level category hierarchy:

- Segment
- Family
- Class
- Commodity

While data is requested at the most specific level possible (Commodity), there are limitations in organizations' ability to record and retrieve this information. Therefore the report generally refers to UNSPSC categories at the Segment and Family levels.

Codes can also be grouped according a "transformation continuum of product categories", [42] as described by UNSPSC. These groups are:

- Raw Materials (segments 10–15)
- Industrial Equipment (segments 20–27)
- Components and Supplies (segments 30–41)

- End Use Products (segments 42–60)
- Services (segments 70–94)
- Other (segments 64, 95 and unspecified goods and services)

The table below shows the UNSPSC® codes used in this report at the segment level – the highest level in the UNSPSC® hierarchy – grouped by the UNSPSC groupings above. There are some specific commodities which are reported in different sectors to other goods and services within the same UNSPSC segment or family. For example: the commodity 49121508 "Mosquito nets" is reported under the Health sector and 49121503 "Tents" is within the Humanitarian Aid sector. Both are otherwise included in the UNSPSC family 49120000 "Camping and outdoor equipment and accessories" within UNSPSC segment 49000000 "Sports and Recreational Equipment and Supplies and Accessories".

Some minor adaptations are made to the UNSPSC code–set for presentation in the ASR in order to improve the representation of procurement by UN organizations. Changes of note are:

- Renaming the UNSPSC segment 51000000 from "Drugs and Pharmaceuticals" to "Pharmaceuticals incl. Contraceptives and Vaccines"
- Renaming the UNSPSC family 51350000 from "Estrogens and progestins and internal contraceptives" to "Contraceptives incl. condoms, estrogens, progestins"
- Categorising "53131622 Condoms" under the UNSPSC family 51350000 "Contraceptives incl. condoms, estrogens, progestins" within the segment 51000000 "Pharmaceuticals incl. Contraceptives and Vaccines"
- Renaming the UNSPSC segment 25000000 from "Commercial and Military and Private Vehicles and their Accessories and Components" to "Motor Vehicles and their Accessories and Components"
- Renaming the UNSPSC segment 46000000 from "Defense and Law Enforcement and Security and Safety Equipment and Supplies" to "Law Enforcement and Security and Safety Equipment and Supplies"
- Renaming the UNSPSC segment 50000000 from "Food and Beverage and Tobacco Products" to "Food and Beverage Products"
- Renaming the UNSPSC segment 92000000 from "National Defense and Public Order and Security and Safety Services" to "Public Order and Security and Safety Services"

Some further simplifications are made to some other segment titles for display purposes in some data tables and charts. These are set out in the table below.

UNSPSC Title	Name displayed in charts and tables	UNSPSC Segment Code
Raw Materials		
Chemicals including Bio Chemicals and Gas Materials	Chemicals	12000000
Fuels and Fuel Additives and Lubricants and Anti corrosive Materials	Fuels and Lubricants etc.	15000000
Live Plant and Animal Material and Accessories and Supplies	Live Plant and Animal Material	10000000
Mineral and Textile and Inedible Plant and Animal Materials	Mineral and Textile Materials	11000000
Paper Materials and Products	Paper Materials and Products	14000000
Resin and Rosin and Rubber and Foam and Film and Elastomeric Materials	Resin, Rubber, Elastomeric Material	13000000
Industrial Equipment		
Building and Construction Machinery and Accessories	Building and Construction Machinery	22000000
Farming and Fishing and Forestry and Wildlife Machinery and Accessories	Farming, Fishing Equipment	21000000
Industrial Manufacturing and Processing Machinery and Accessories	Industrial Manufacturing Machinery	23000000
Material Handling and Conditioning and Storage Machinery and their Accessories and Supplies	Material Handling Machinery	24000000
Mining and Well Drilling Machinery and Accessories	Mining and Well Drilling Equipment	20000000
Motor Vehicles and their Accessories and Components	Motor Vehicles and Parts	25000000
Power Generation and Distribution Machinery and Accessories	Power Generation Machinery	26000000
Tools and General Machinery	Tools and General Machinery	27000000
Equipment Components and Supplies		
Distribution and Conditioning Systems and Equipment and Components	Distribution Equipment	40000000
Electrical Systems and Lighting and Components and Accessories and Supplies	Electrical Systems Components	39000000
Electronic Components and Supplies	Electronic Components	32000000
Laboratory and Measuring and Observing and Testing Equipment	Laboratory and Testing Equipment	41000000
Manufacturing Components and Supplies	Manufacturing Components	31000000
Structures and Building and Construction and Manufacturing Components and Supplies	Structures, Construction Components	30000000
End Use Products		
Apparel and Luggage and Personal Care Products	Apparel, Luggage and Personal Care	53000000
Cleaning Equipment and Supplies	Cleaning Equipment	47000000
Domestic Appliances and Supplies and Consumer Electronic Products	Domestic Appliances and Electronics	52000000
Food and Beverage Products	Food and Beverage Products	50000000
Furniture and Furnishings	Furniture	56000000
Information Technology Broadcasting and Telecommunications	IT and Communications Equipment	43000000
Law Enforcement and Security and Safety Equipment and Supplies	Security and Safety Equipment	46000000
Medical Equipment and Accessories and Supplies	Medical Equipment	42000000
Musical Instruments and Games and Toys and Arts and Crafts and Educational Equipment and Materials and Accessories and Supplies	Musical Instruments and Arts and Crafts	60000000
Office Equipment and Accessories and Supplies	Office Equipment	44000000
Pharmaceuticals incl. Contraceptives and Vaccines	Pharmaceuticals, Contraceptives, Vaccines	51000000
Printing and Photographic and Audio and Visual Equipment and Supplies	Printing, Photo and AV Equipment	45000000
Published Products	Published Products	55000000
Service Industry Machinery and Equipment and Supplies	Services Industry Equipment	48000000
Sports and Recreational Equipment and Supplies and Accessories	Sports and Recreational Equipment	49000000
Timepieces and Jewelry and Gemstone Products	Timepieces, Jewelry and Gemstones	54000000
Services		
Farming and Fishing and Forestry and Wildlife Contracting Services	Farming, Fishing, Forestry Services	70000000
Mining and oil and gas services	Mining, Oil and Gas Services	71000000
Financial Instruments, Products, Contracts and Agreements	Financial Instruments Products	64000000

UNSPSC Title	Name displayed in charts and tables	UNSPSC Segment Code
Building and Facility Construction and Maintenance Services	Building and Maintenance Services	72000000
Industrial Production and Manufacturing Services	Industrial Manufacturing Services	73000000
Industrial Cleaning Services	Industrial Cleaning Services	76000000
Environmental Services	Environmental Services	77000000
Transportation and Storage and Mail Services	Transportation, Storage, Mail Services	78000000
Management and Business Professionals and Administrative Services	Management and Admin Services	80000000
Engineering and Research and Technology Based Services	Engineering and Research Services	81000000
Editorial and Design and Graphic and Fine Art Services	Editorial, Design, Graphic Services	82000000
Public Utilities and Public Sector Related Services	Public Sector Related Services	83000000
Financial and Insurance Services	Financial and Insurance Services	84000000
Healthcare Services	Healthcare Services	85000000
Education and Training Services	Education and Training Services	86000000
Travel and Food and Lodging and Entertainment Services	Travel, Food and Lodging	90000000
Personal and Domestic Services	Personal and Domestic Services	91000000
Public Order and Security and Safety Services	Public Order and Security Services	92000000
Politics and Civic Affairs Services	Politics and Civic Affairs Services	93000000
Organizations and Clubs	Organizations and Clubs	94000000
Land and Buildings and Structures and Thoroughfares	Land, Building and Structures	95000000

ANNEX IV – PARTICIPATING ORGANIZATIONS, 2017

ECLAC - Economic Commission for Latin America & the Caribbean

ESCAP - Economic Commission for Asia and the Pacific

ESCWA - Economic & Social Commission for Western Asia

FAO - Food and Agricultural Organization of the United Nations

IAEA - International Atomic Energy Agency

IFAD - International Fund for Agricultural Development

ILO - International Labour Organization

IMO - International Maritime Organization

IOM - International Organisation for Migration

ITC - International Trade Center

ITU - International Telecommunication Union

OPCW - Organisation for the Prohibition of Chemical Weapons

PAHO - Pan American Health Organization

UNDP - United Nations Development Programme

UNAIDS - The Joint United Nations Programme on HIV/AIDS

UNAKRT - United Nations Assistance to the Khmer Rouge Trials

UNECA - United Nations Economic Commission for Africa

UNESCO - United Nations Educational, Scientific and Cultural Organization

UNFCCC - United Nations Framework Convention on Climate Change

UNFPA - United Nations Population Fund

UNHCR - United Nations High Commissioner for Refugees

UNICEF - United Nations Children's Fund

UN–ICTY MICT - United Nations International Criminal Tribunal for the former Yugoslavia

UNIDO - United Nations Industrial Development Organization

UNODC - United Nations Office of Drugs and Crime

UNOG - United Nations Office at Geneva

UNON - United Nations Office in Nairobi

UNOPS - United Nations Office for Project Services

UNOV - United Nations Office in Vienna

UNRWA - United Nations Relief and Works Agency

UNSPSC - United Nations Standard Products and Services Code

UNU - United Nations University

UNV - United Nations Volunteers

UN WOMEN - United Nations Entity for Gender Equality and the Empowerment of Women

UNWTO - United Nations World Tourism Organization

UPU - Universal Postal Union

WFP - World Food Programme

WHO - World Health Organization

WIPO - World Intellectual Property Organization

WMO - World Meteorological Organization

Published in June 2018 by

UNOPS

This document is available online at www.ungm.org and www.unops.org. It has been published in electronic format to limit the use of paper, ink, and transport emissions to further support UNOPS leadership role in advancing sustainable practices.